


SPARE PARTS CATALOGUE RESERVDELSKATALOG

DC 9-16



NOTE! Always check the machine card and specifications for your fork lift truck before using this spare parts catalogue.

OBS! Kontrollera alltid truckens maskinkort och ev. maskinspecifikationer innan reservdelskatalogen används.

Machine Card, now to read and use it
NOTE! Important that you read this!
Maskinkort, hur det läses och används
OBS! Viktigt att Du läser detta!

Catalogue Instructions

Kataloganvisningar

00


Truck Body and Cab

Chassi och hytt



Electrical System

Elsystem



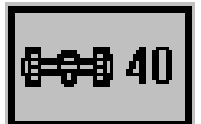
Engine and Exhaust System

Motor och avgassystem



Power Transmission

Kraftöverföring, bromsar



Compressed Air System

Tryckluftssystem



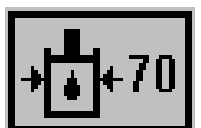
Steering System

Styrsystem



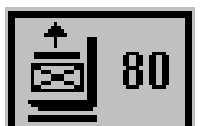
Hydraulic System

Hydraulsystem



Lifting Mast, Carriage and Forks

Lyftstativ, vagn och gafflar



Miscellaneous Equipment

Övrig utrustning



Numerical Register

Nummerregister

99

Issue 980615 Final issue

Catalogue amendments

Utgåva 980615 Slututgåva

Införda ändringar

Ausgabe 980615 Schlussausgabe

Eingeführte Änderungen

Edition 980615 Edition Finale

Modifications apportées

Issue / Utgåva / Ausgabe / Edition

- 921101
- 930615
- 940715
- 960315
- 970617

Utgåva 101/91

Beställning av reservdelar

Denna katalog användes vid beställning av reservdelar hos auktoriserade Kalmar LMV återförsäljare. Genom att använda den kan Ni ge återförsäljaren exakt information om vilka reservdelar Ni önskar beställa och leveranserna kan därmed ske snabbare.

Reservdelarna återges på bildsidan med plan- eller sprängbilder och specificeras närmare på tillhörande textsida. På bildsidan anges bild- och pos.nr. och på textsidan tillkommer dessutom gruppnr, artikelnr, antal osv. Varje grupp har sin egen sidindelning, vilket framgår av grupp-innehållsförteckningen, som är placerad först i gruppen. På försättsbladet anges gruppindelningen.

Vid beställning av reservdelar måste följande punkter iakttas:

1. Ange alltid artikelnummer, benämning och önskat antal av varje reservdel.
2. Då Ni är osäker på art.nr. ange då även maskinens modellbeteckning, tillverkningsnummer, motor- och växellådsnummer samt eventuella aggregatnummer och specialutföranden. Dessa data framgår av typskylt, motor- och växellådsskylt. Ange även reservdelskatalogens utgåva-nummer. Om nödvändigt ange bildnr. och pos.nr.
3. Ange alltid namn och adress samt på vilket sätt reservdelarna önskas levererade.

Katalogen är indelad i huvudgrupper enligt försättsbladet i början av katalogen.

Masterkatalogerna upptar ett stort antal alternativa utrustningar. Det är därför av stor vikt att vid beställningen ta del av truckens maskinkort som medföljer vid truckleveransen. (Se Vad man behöver veta om Maskinkortet.)

Reservdelar som ingår i motor och transmission lagerförs enbart i den omfattning som anges i katalogen. Kalmar LMV levererar dock samtliga i motor och transmission ingående detaljer. Beställning per brev, telex eller telefax skall innehålla följande uppgifter och uppställs lämpligen enligt exemplet nedan.

Reservdelsbeställning nr.		Kalmar LMV		Telefax	Telex
Truckmodell		Reservdelsavdelningen		0372-26391	52300KLMVPAR
Utgåva Nr.		341 81 Ljungby		Till truck T33012.XXXX	
Grupp	Sida	Pos	Art.nr	Benämning	Antal
80	77	3	457696.0100	Kolvstång	1
80	77	4	454452.1300	Tätningssats	2
Leveransadress					
Leveranstid					
Leveransvillkor					
Betaltvillkor					

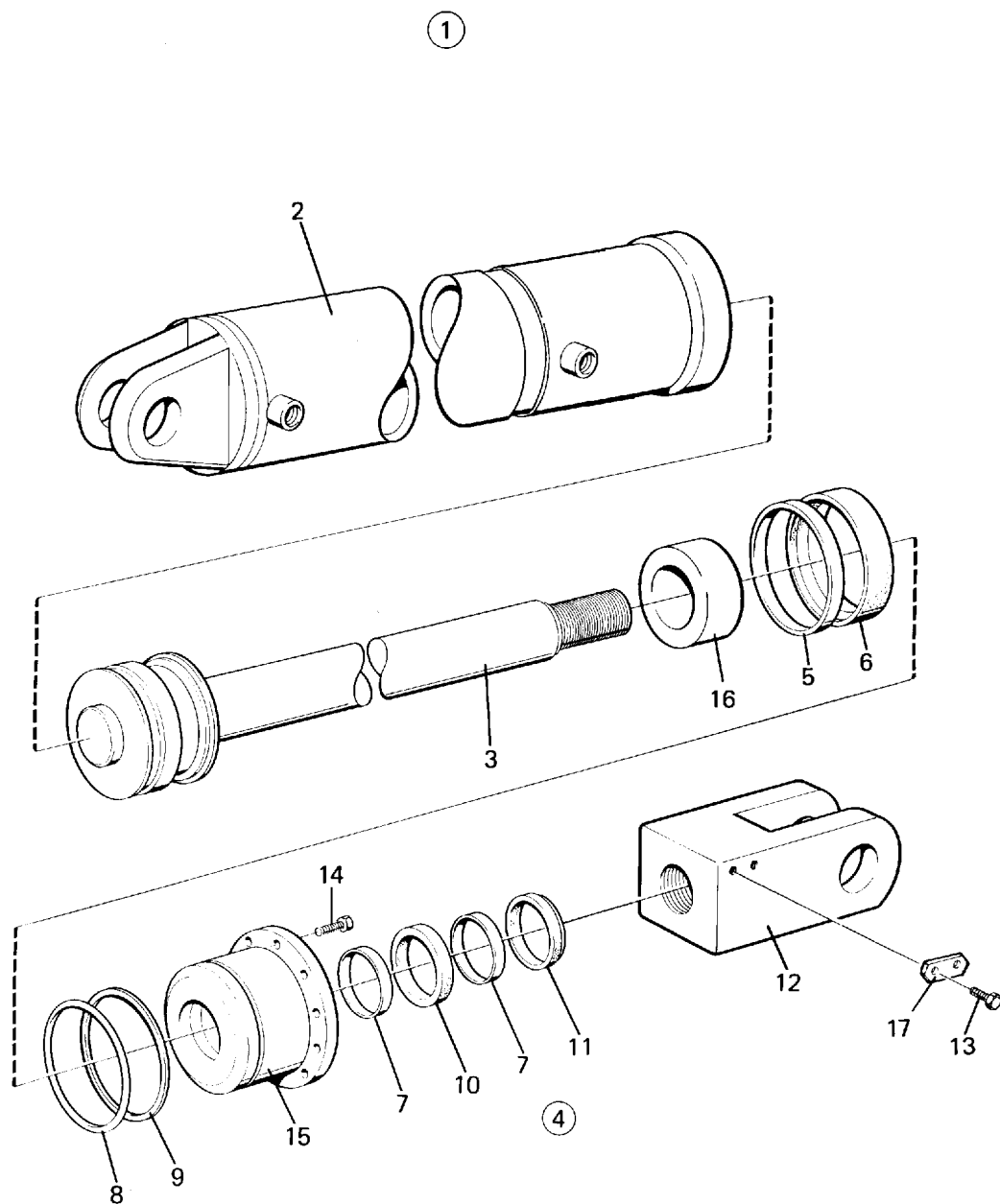
Utgåva 101/91

Kataloganvisningar

Vad man bör veta om bildsidan

Bildsidan utgöres av positionssatta plan- eller sprängbilder.

På varje bildsida finns ett bildnummer och pos.nr., som kan anges vid beställning.



13805

Utgåva 101/91

Kataloganvisningar
Förkortningar med förklaringar

På grund av platsbrist vid översättning till flera språk av anmärkningar och fotnoter har ett sammandrag av samtliga förkortningar iordningställt under rubriken "Förkortningar". Dessa förkortningar, som gäller för samtliga språk och således ej kommer att översättas, har uppställts i alfabetisk ordning med utgångspunkt från svenska språket. För förkortningar på stativ och lyftvagn, se sidan 5.

ALT	= alternativ	LH	= lyfthöjd
ARK	= ark	M	= meter
BAK	= bak, bakre	MA	= manuellt flyttbar gaffel
CP	= centrumplacerad	METERVARA	
CS	= container, special	NI	= ej illustrerad
D	= diameter	N.S.S.	= ej såld separat
DELKPL	= delkomplett	NY UTF	= nytt utförande
DIAG	= diagonal	RAK	= rak
DM	= dubbelmontage	S	= skevning
DUP	= duplex stativ	SDEM	= snabbdemontering
EC	= tomcontainerhantering	SE GRUPP	
EJ STD	= ej standard	SEK	= sektion
EM	= enkelmontage	SEN UTF	= senare utförande
ENDAST		SE POS	
ERF	= erforderligt antal, längd etc.	SE SIDA	
ERS	= ersätter	SFS	= sidoföring och skevning
ERS AV	= ersättes av	SF VAGN	= sidoföringsvagn
EXCL	= exklusiv	SIZE	= storlek
EXTILL	= extra tillbehör	SKB SLANG	= skalbar slang
FA	= fast gaffel	SKFRI SLANG	= skalfri slang
FFS	= fast förarstol	SL	= slaglängd
FG	= frigång	SP	= sidoplacerad
FL	= frilyft	SPVD	= spårvidd
FLS	= frilyftsstativ	ST	= styck
FRAM	= fram, främre	STB	= störtbåge
FROM	= fr.o.m.	STD	= standard
FSS	= frisiktsstativ	TID UTF	= tidigare utförande
FUNK	= funktion	TJ	= tjocklek
FZB	= blankförzinkad	TJL	= tjocklek
FZV	= varmförzinkad	TPA	= tyngdpunktsavstånd
GFS	= gaffelspridning	TRI	= triplex stativ
GFS VAGN	= gaffelspridningsvagn	TW	= terminal west system
H	= höger	UB	= utan boggie
HANE		UD	= underdimension
HB	= högbyggd	UL	= utskjutningslängd
HD	= heavy duty	UNDRE	
HH	= förhöjd hytt	UTB	= utbytesenhet
HJB	= hjulbas	UTG	= utgått
HONA		UTV	= utväxling
HYTT-XXXX	= t.o.m. hytt nr.	VAR	= variant
HYTT XXXX-	= fr.o.m. hytt nr.	V	= vänster
INCL	= inklusive	VB	= vagnbredd
ING POS	= ingår i pos. nr.	VBFS	= vändbar förarstol
KPL	= komplett	VRBFS	= vridbar förarstol
L	= längd, liter	ÅUTF	= äldre utförande
LAG EJ	= lagerföres ej	ÖD	= överdimension
LB	= lågbyggd	ÖVRE	
LB SUMP	= lågbyggd sump		

Utgåva 101/91

Kataloganvisningar
BENÄMNING STATIV

S	T	A	T	I	V		X	X	X	X
---	---	---	---	---	---	--	---	---	---	---

C	Centrumplacerad
F	Frisikt

KL	Kedjelyft
FL	Frilyft m. kedja över hjul i innerstativ
FK	Frilyft m. kedja över hjul på cyl. (areastyrt)
FC	Frilyft m. enbart cyl.

S	Simplex
D	Duplex
T	Triplex

BENÄMNING VAGN

L	Y	F	T	V	A	G	N		X	X	X
---	---	---	---	---	---	---	---	--	---	---	---

F	Fast
MAN	Manuell
SPR	Spridning
SF	Sidoföring
CS	Centrumskevning
SS	Spridning och sidoföring
SSS	Spridning, sidoföring och skevning
P	Pin-type

Utgåva 101/91

Kataloganvisningar
Vad man bör veta om Maskinkortet

Vid leverans av en ny truck medföljer ett Maskinkort, som anger vilka huvudkomponenter som trucken består av, t.ex. motor, växellåda, stativ, vagn etc. Dessutom anges den extrautrustning och/eller specialutrustning som monterats på trucken.

Det är därför mycket viktigt att alltid, först kontrollera i maskinkortet och sedan söka i reservdelskatalogen efter önskad reservdel.

Maskinkortet är indelat i grupper 00-90, som överensstämmer med gruppindelningen i reservdelskatalogen. Under GR 00 på Maskinkortet anges vad som ingår i Dokumentationssatsen till trucken.

Följande koder finns på Maskinkortet i kolumnen K/M

- K** = art.nr återfinns i reservdelskatalogen för resp. truck. För att snabbt finna ett art.nr i katalogen, gör på följande sätt: Slå upp art.nr i nummerregistret, som finns längst bak i katalogen. Där anges i vilken grupp och på vilken sida som art.nr återfinns.
- M** = finns inte med i reservdelskatalogen, men en bifogad Maskinspecifikation (M-spec.) anger vilka delar som ingår. Ibland bifogas också en ritning.
- blank** = anger att art.nr som står på Maskinkortet gäller. Art.nr finns då inte i reservdelskatalogen. (ingen markering)

Observera att det finns två typer av reservdelskataloger. En masterkatalog, som omfattar en modellserie och vars Publ.nr. (endast subdelen) står angivet vid KATALOG 0065(0) och en unik res.katalog, som är unikt anpassad till trucken och vars Publ.nr. = truckens tillverkningsnummer (T-nr.). Se bilden nedan. (Beteckning A0015 är endast en intern crossreferens).

Beträffande ursprungsbeteckning se Kataloganvisningarna sid. 3.

Om något är oklart eller tveksamt, kontakta gärna din ordermottagare på Kalmar LMV reservdelsavdelning.

OBS! Samtliga ritningar, scheman och diagram som medföljer unika kataloger är oregistrerade handlingar och ändringar meddelas ej.


MASKINKORT

921002

BEREDARE:
KÖPARE:
LEVERANSADRESS:
TRUCKTYP:

KALMAR BT FÖRSÄLJNINGS AB
GRUVÖNS SÅGVERK
DC20-1200NLB

M.ORDERNR:
TILLVERKNINGSNR:
LEVERANSTID:
KATALOG:

60974-00
T34110.1843
920401
00650

KOLUMN K/M: K=ENLIGT KATALOG M=ENLIGT MASKINSPEC

GRUPP	SPECIFIKATION	ARTIKELNUMMER	K/M
00 KATALOG- ANVISNING	RESERVEDLSKATALOG DC 18-25N RESERVEDLSKATALOG DC25-1200N INSTRUKTIONSBOK DC 18-25N TEKNISK HANDBOK DC 18-25N INSTRUKTIONSBOK MOTOR TD71AW SERVICEHANDBOK MOTOR TD71AW INSTRUKTIONSBOK VÄXELLÅDA CLARK 32311 GARANTICERTIFIKAT	920936.0065 — MASTER T34110.1843 920935.0144 920937.9093 921518.0065 921518.0072 921518.1024	UNIK

(A0015) =

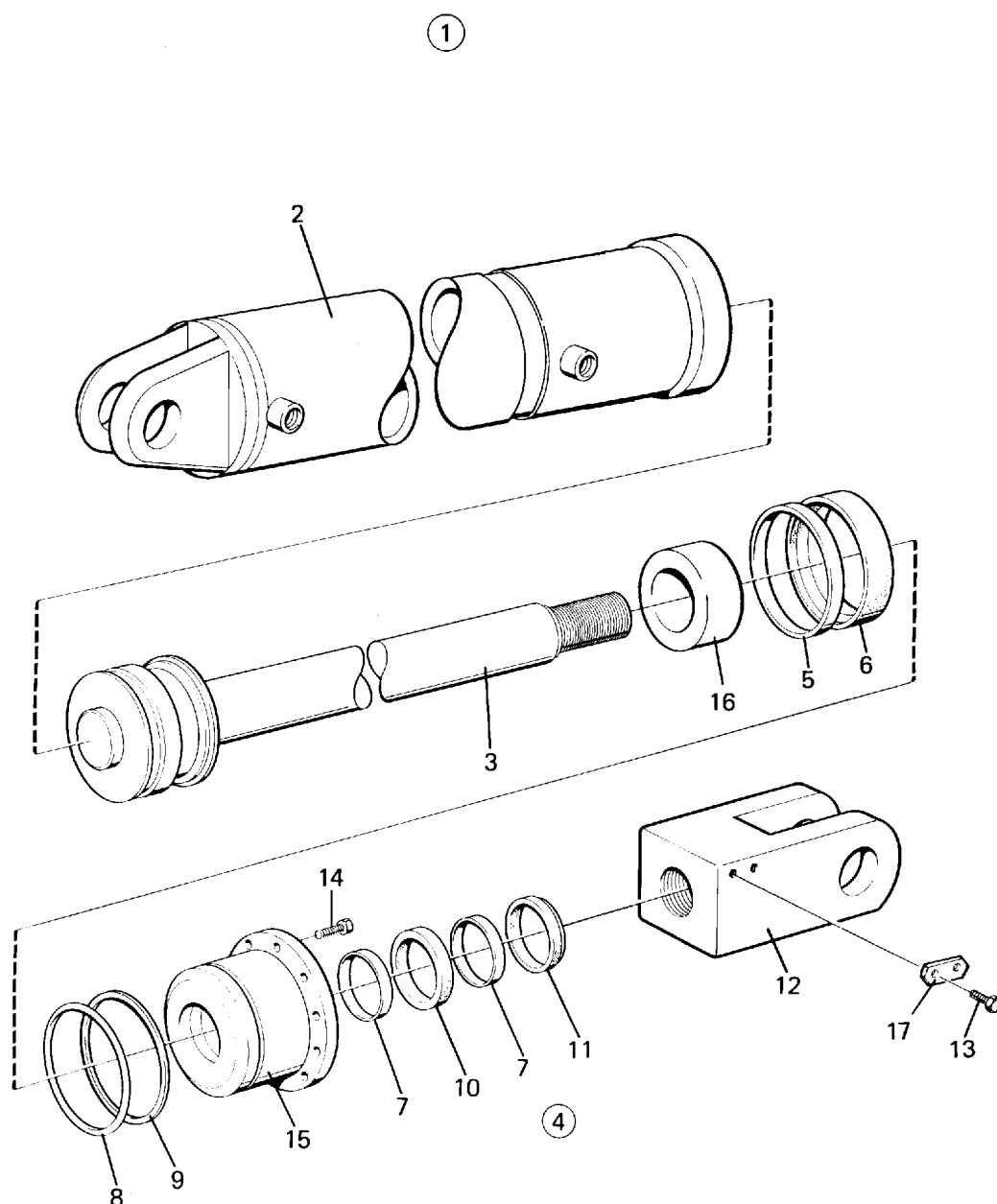
Spare part order No.			Kalmar LMV		Telefax	Telex
Fork lift truck type			Spare parts department		0372-26391	52300KLMV PAR
Issue No.			341 81 Ljungby		Fork Truck No. T33012.XXXX	
Group	Page	Pos	Part No.	Description	Quantity	
80	77	3	457696.0100	Piston rod	1	
80	77	4	454452.1300	Gasket kit	2	
Delivery address						
Time of delivery						
Terms of delivery						
Terms of payment						

Issue 101/91

Catalogue instructions

What you should know about the picture page

The illustrations consist of position-marked plan- or exploded view drawings. Each picture page contains a picture No. and pos., No., which may be stated when ordering spare parts.



13805

Abbreviations and explanation

Due to lack of space when translation notes into several different languages, we used abbreviations and these are listed under the same heading.

These abbreviations, which apply for all languages and thus will not be translated, have been listed in alphabetic sequence, based on the Swedish language.

ALT	= alternative	LH	= lifting height
ARK	= sheet	M	= meter
BAK	= rear	MA	= manual fork
CP	= central position	METERVARA	= sold by the meter
CS	= container, special	NI	= not illustrated
D	= diameter	N.S.S.	= not sold separately
DELKPL	= subassembly	NY UTF	= new design
DIAG	= diagonal	RAK	= straight
DM	= double montage	S	= skewing
DUP	= duplex mast	SDEM	= quick dismounting
EC	= empty container handling	SE GRUPP	= see group
EJ STD	= no standard	SEK	= section
EM	= single montage	SEN UTF	= later design
ENDAST	= only	SE POS	= see pos.
ERF	= order as req., state req. length	SE SIDA	= see side
ERS	= replaces	SFS	= side shifting and skewing
ERS AV	= superseded by	SF VAGN	= side shifting carriage
EXCL	= excluding	SIZE	
EXTILL	= additional equipment	SKB SLANG	= peelable hose
FA	= fixed fork	SKFRI SLANG	= not peelable hose
FFS	= fixed driver's seat	SL	= piston stroke
FG	= ground clearance	SP	= sideplaced
FL	= free lift	SPVD	= track
FLS	= free lift mast	ST	= piece(s)
FRAM	= front	STB	= overhead guard
FROM		STD	= standard
FSS	= free sight mast	TID UTF	= early production
FUNK	= function	TJ	= thickness
FZB	= blank zinked	TJL	= thickness
FZV	= hot zinked	TPA	= centre of gravity distance
GFS	= fork spreading	TRI	= triplex mast
GFS VAGN	= fork spreading carriage	TW	= terminal west system
H	= right side	UB	= without bogie
HANE	= male	UD	= under dimension
HB	= high build	UL	= out pushing length
HD	= heavy duty	UNDRE	= lower
HH	= raised cab	UTB	= replace unit
HJB	= wheel base	UTG	= deleted
HONA	= female	UTV	= gear ratio
HYTT-XXXX	= up to cab serial number	VAR	= variant
HYTT XXXX-	= from cab serial number	V	= left side
INCL	= inclusive	VB	= carriage width
ING POS	= included in pos. No.	VBFS	= revolving driver's seat
KPL	= complete	VRBFS	= turnable driver's seat
L	= length, litre	ÅUTF	= old design
LAG EJ	= not hold in store	ÖD	= oversize dimension
LB	= low build	ÖVRE	= upper
LB SUMP	= low built sump		

Issue 101/91

Catalogue instructions

DESCRIPTION MAST

M	A	S	T		X	X	X	X
---	---	---	---	--	---	---	---	---

C	Centrum placed
F	Free sight

KL	Chain lift
FL	Free lift w. chain over wheel in inner mast
FK	Free lift w. chain over wheel on cylinder
FC	Free lift w. only cyl.

S	Simplex
D	Duplex
T	Triplex

DESCRIPTION CARRIAGE

C	A	R	R	I	A	G	E		X	X	X
---	---	---	---	---	---	---	---	--	---	---	---

F	Fixed
MAN	Manual
SPR	Spreading
SF	Side shifting
CS	Centrum skewing
SS	Spreading, side shifting
SSS	Spreading, side shifting and skewing
P	Pin-type

Issue 101/91

Catalogue instructions

What you should know about the Machine card.

When a new truck is delivered a Machine card is always co-delivered, which states the main components of the truck e.g engine, gear box, lifting mast, lifting carriage etc. Also stated is the extra equipment and/or any special equipment, which has been mounted on the truck.

Therefore it is very important to first of all check the Machine card and then to search in the Parts catalogue for the spare parts needed.

The Machine card is divided in groups 00-90, which corresponds with the grouping in the Parts catalogue. All publications in the documentation kit are stated under group 00 on the Machine card.

The following codes are found on the Machine card.

- K = Part No. is found in Parts catalogue for the truck concerned. In order to quickly find a part No. in the catalogue, do as follows: Look up the part No. in the Numerical register at the very back of the catalogue. There is stated in which group and on what page the part may be found.
- M = Part No. not found in the Parts catalogue, but on an enclosed Machine Specification (M-spec) all parts included are stated. Sometimes also a drawing is enclosed.
- blank = informs that the part No. stated on the Machine card is valid. The part (no marks) No. will not be found in the Parts catalogue.

Please note that there are two types of catalogues. One Master catalogue, which includes a serie of models and whose Publ.No. (subpart only) is stated at CATALOGUE 0065(0) and one Unique catalogue, which is specially adapted to the truck and whose Publ.No. = the manufacturing No. of the truck (T-No.) See picture below. (The designation A0017 is only an internal cross reference No.).

Regarding state of origin please see catalogue instructions page 3.

If anything should be unclear or uncertain please contact your salesman at Kalmar LMV Spare Parts.

NOTE! All drawings, schedules and diagrams enclosed to unique catalogues are unregistered documents, and amendments will not be announced.



MACHINECARD

921002

PREPARER:

BUYER:

DELIVERY ADDRESS:

FORKLIFT MOD:

UNICEF

UNICEF

DC25-1200N

M.ORDERNO:

SERIAL NUMBER:

DELIVERY TIME:

CATALOGUE:

61373-00

T34110.1906

00650

COLUMN K/M: K=ACC. TO CATALOGUE M=ACC. TO MACHINE SPEC

GROUP	SPECIFICATION	PART NUMBER	K/M
00	PARTS CATALOGUE DC 18-25N	920936.0065	MASTER
CATALOGUE	PARTS CATALOGUE DC25-1200N	T34110.1906	UNIQUE
INSTRUC-	INSTRUCTION BOOK DC 18-25N	920935.0145	
TIONS	TECHNICAL HANDBOOK DC 18-25N	920937.9094	
	INSTRUCTION BOOK TD71AW	921518.0068	
	WORKSHOP MANUAL TD71AW	921518.0074	
	SERVICE MANUAL CLARK 28000	921518.1004	
	CERTIFICATE OF GUARANTEE		

Reservdelar - Spare parts

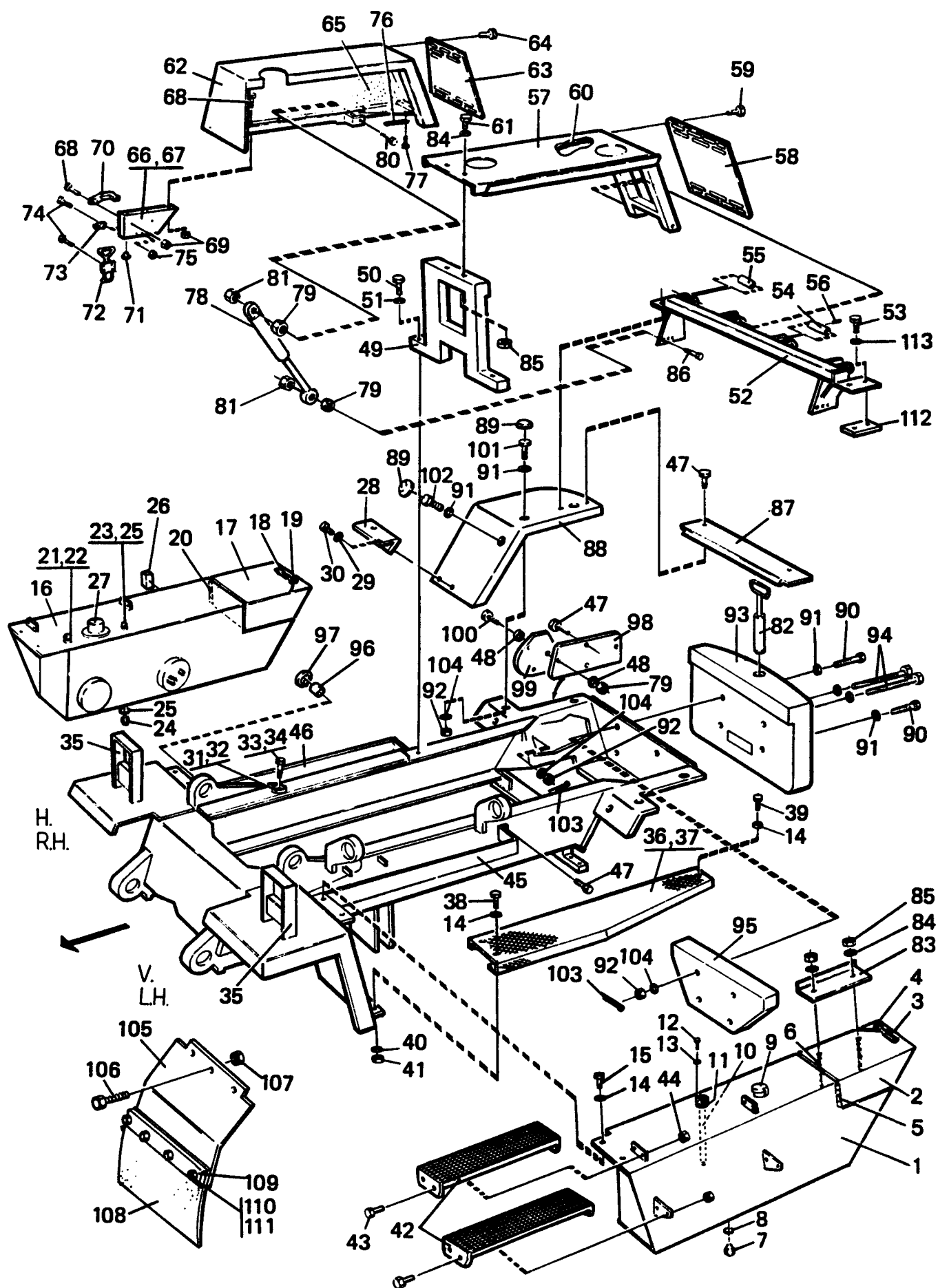
10

1

0001	Utgåva Issue 980615	Chassi och hytt and cab	
			Sida Page
0020	Chassi	Truck body	5
0040			
0060	Hytt FFS del 1, STD,A07331.0100,	Cab FFS part 1, STD,A07331.0100,	15
0080	A10806.0100	A10806.0100	
0090			
0100	Hytt FFS del 1, HH=150,A08303.0100,	Cab FFS part 1, HH=150,A08303.0100,	19
0120	A10808.0100	A10808.0100	
0130			
0140	Hytt FFS del 1, HH=350,A08864.0100,	Cab FFS part 1, HH=350,A08864.0100,	23
0160	A10810.0100	A10810.0100	
0170			
0180	Hytt FFS del 2, STD,A07330.0100,	Cab FFS part 2, STD,A07330.0100,	27
0200	A10805.0100	A10805.0100	
0210			
0220	Hytt FFS del 2, HH=150,A08302.0100,	Cab FFS part 2, HH=150,A08302.0100,	31
0240	A10807.0100	A10807.0100	
0250			
0260	Hytt FFS del 2, HH=350,A08863.0100,	Cab FFS part 2, HH=350,A08863.0100,	35
0280	A10809.0100	A10809.0100	
0300			
0320	Hytt VBFS del 1,A10816.0100	Cab VBFS part 1,A10816.0100	39
0330			
0340	Hytt VBFS del 2,A10815.0100	Cab VBFS part 2,A10815.0100	41
0360			
0380	Störtbåge A10813.0100	Overhead guard A10813.0100	45
0400			
0410	Hyttförhöjning 300mm, A07333.0100	Cab raising 300mm, A07333.0100	47
0411			
0420	Dörr komplett för hytt STD,A05770.xxxx	Door complete for Cab STD,A05770.xxxx	49
0430			
0440	Dörr komplett för hytt HH=150,	Door complete for Cab HH=150,	51
0460	A05770.xxxx	A05770.xxxx	
0470			
0480	Dörr komplett för hytt HH=350,	Door complete for Cab HH=350,	53
0500	A05770.xxxx	A05770.xxxx	
0520			
0540	Förarstol	Driver's seat	55
0560			
0570	Montering,fällbar sits A02131.0200	Mounting,Folding seat A02131.0200	59
0575			
0580	Styrpulpet FFS, sidoplacerad	Control unit FFS,Side position	61
0590			
0600	Styrpulpet FFS, centrumplacerad,	Control unit FFS,Central position,	63
0620	A11734.0100	A11734.0100	
0630			
0640	Styrpulpet VBFS,A08098.0200	Control unit VBFS,A08098.0200	65
0660	•Rattstam VBFS,A06340.0200	•Steering spindle VBFS,A06340.0200	67
0680	•Drivsystem,stolvändning VBFS	•Revolving driver's seat,driving VBFS	69
0700	•Spärr komplett VBFS,328822.0300	•Lock complete VBFS,328822.0300	71
0720			
0725	Styrpulpet VBFS,A13166.0300,	Control unit VBFS,A13166.0300,	73
0726	A13166.0600	A13166.0600	
0730	•Länkarm A13063.0100	•Link lever A13063.0100	77
0735	•Reglagehållare 452954.1100,452954.1300	•Control bracket 452954.1100,452954.1300	79
0736			
0740	Vridbar förarstol A10133.0100	Turnable driver's seat A10133.0100	81
0760			
0780	Reglagehylla A07313.0100,A07322.0300,	Control desk A07313.0100,A07322.0300,	83
0781	A07322.0400	A07322.0400	
0785			
0790	Reglagehylla A07322.0600	Control desk A07322.0600	85
0795			
0800	Mont.handbroms, mekaniskt motorstopp i	Mounting hand brake,mechanical engine	87
0820	reglagehyllan, VBFS	stop in control desk, VBFS	
0840			

Reservdelar - Spare parts
10
2

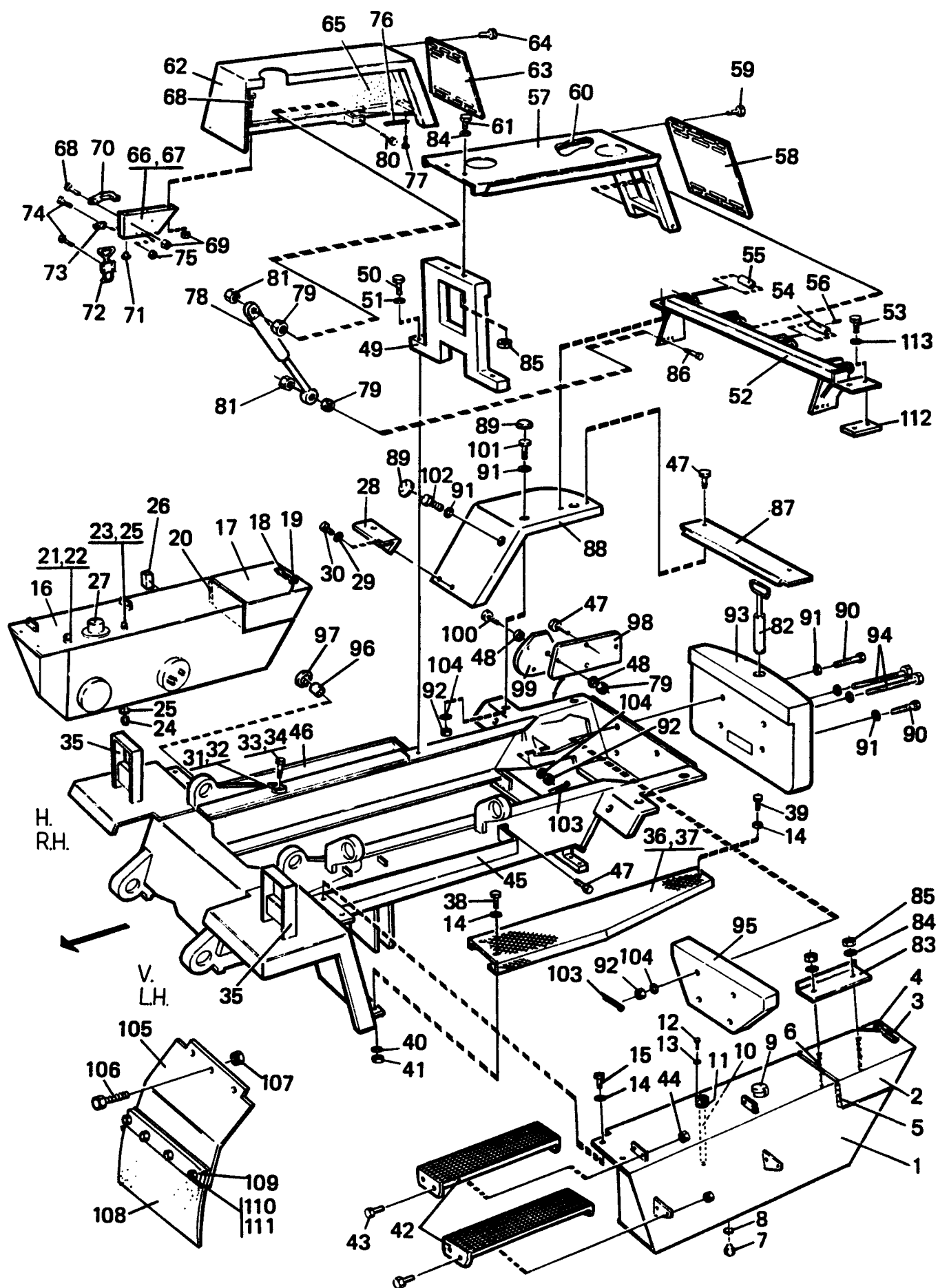
0001	Utgåva Issue 980615	Chassi och hytt	Truck body and cab	
				Sida Page
0860	Klimatanläggning, värmedel,A10987.0100, -1995-10-01		Air conditioning, Heating, A10987.0100 -1995-10-01	89
0880				
0890				
0900	Klimatanläggning, värmedel,A10987.0100, 1995-10-02-		Air conditioning, Heating, A10987.0100 1995-10-02-	91
0920				
0930				
0940	Klimatanläggning, värme/kyla, A10988.0100,A15518.0100, -1995-10-01		Air conditioning, Heating/cooling, A10988.0100,A15518.0100, -1995-10-01	93
0960				
0970				
0980	Klimatanläggning, värme/kyla, A15518.0900, 1995-10-02-		Air conditioning, Heating/cooling, A15518.0900, 1995-10-02-	99
1000				
1010				
1020	Klimatanläggning, värme/kyla, A15518.0900, 1995-10-02-		Air conditioning, Heat/cool, A15518.0900, 1995-10-02-	101
1040				
1050				
1060	Klimator 923690.0006		Climator 923690.0006	103
1070				
1080	Kondensor 923691.0002		Condenser 923691.0002	105
1090				
1100	Luftkonditionering 456659.1000,.1100, Volvo TD61AW,TD71AW,TD630ME,TWD730ME, TWD731ME		Air conditioning 456659.1000,.1100, Volvo TD61AW,TD71AW,TD630ME,TWD730ME, TWD731ME	107
1120				
1121				
1130				
1140	Luftkonditionering 456659.1200, Perkins 1006.6		Air conditioning 456659.1200, Perkins 1006.6	109
1160				
1180				
1200	Vindrutespolare		Windshield flusher	111
1220				
1240	Hyttipplingscylinder med monterings- detaljer 456488.0100,.0300		Cab tilting cylinder with mounting details 456488.0100,.0300	113
1260				
1280				
1300	Bromspedal inching A03502.0400		Brake pedal inching A03502.0400	115
1310				
1320	Bromspedal A09488.0300		Brake pedal A09488.0300	117
1330				
1340	Bromspedal A11730.0100,Centrumplacerad styrpulpet		Brake pedal A11730.0100,Control unit in central position	119
1360				
1370				
1380	Bromspedal A08631.0100, VBFS		Brake pedal A08631.0100, VBFS	121
1390				
1400	Bromspedal A08631.0200, VBFS		Brake pedal A08631.0200, VBFS	123



Reservdelar - Spare parts

0100

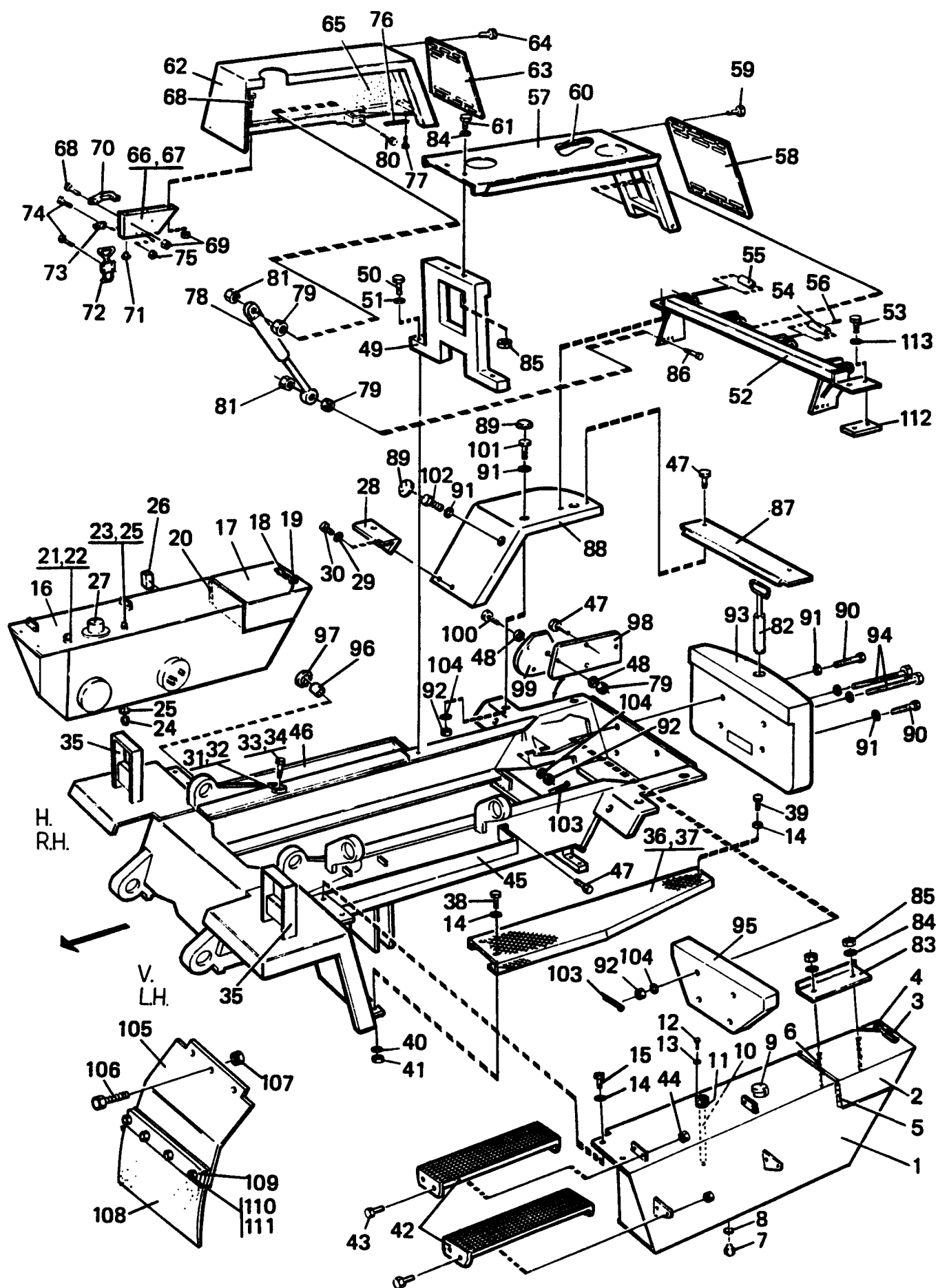
0100	Utgåva Issue		Bild nr Picture No		Chassi		Truck body		
	980615		21722						
	Pos. Fig.	Antal/Quantity			Art nr Part No	Benämning	Description	Sats Kit	Anmärkning Notes
0020		-			A19527.XXXX	Chassi	Truck body		1), -1995-12-31
0040		-			A19528.XXXX	Chassi	Truck body		1), -1995-12-31
0060		-			A19529.XXXX	Chassi	Truck body		1), -1995-12-31
0080		-			A19530.XXXX	Chassi	Truck body		1), -1995-12-31
0100			-		A23404.XXXX	Chassi	Truck body		1), 1996-01-01-
0120			-		A23405.XXXX	Chassi	Truck body		1), 1996-01-01-
0140			-		A23406.XXXX	Chassi	Truck body		1), 1996-01-01-
0160			-		A23407.XXXX	Chassi	Truck body		1), 1996-01-01-
0180	1	1			458483.0100	Bränsletank	Fuel tank		HJB=2750,-T331000256
0200		1	1		A19525.0100	Bränsletank	Fuel tank		HJB=2750,T331000257-
0220		1			458496.0100	Bränsletank	Fuel tank		HJB=3000,-T331000256
0240		1	1		A19525.0200	Bränsletank	Fuel tank		HJB=3000,T331000257-
0260		1			458496.0200	Bränsletank	Fuel tank		HJB=3250,-T331000256
0280		1	1		A19525.0300	Bränsletank	Fuel tank		HJB=3250,T331000257-
0300		1			458496.0300	Bränsletank	Fuel tank		HJB=3500,-T331000256
0320		1	1		A19525.0400	Bränsletank	Fuel tank		HJB=3500,T331000257-
0340		1			458496.0400	Bränsletank	Fuel tank		HJB=3750,-T331000256
0360		1	1		A19525.0500	Bränsletank	Fuel tank		HJB=3750,T331000257-
0380		1			458496.0500	Bränsletank	Fuel tank		HJB=3500,ECT,DAF, DNT620
0400									
0420		1			A19525.0600	Bränsletank	Fuel tank		HJB=4000,CS6
0440		1			A19525.0700	Bränsletank	Fuel tank		HJB=4000,CS,EC5
0460	2	1	1		455262.0100	•Lucka	•Cover lid		-T331000256
0480	3	1	1		921609.0001	•Excenterlås	•Eccenter lock		
0500	4	1	1		921610.0001	•Krok	•Hook		
0520	5	2	2		90193	•Gångjärn	•Hinge		
0540	6	2	2		452126.0200	•Rundstång	•Round bar		L=220
0560	7	1	1		920999.0003	•Propp	•Plug		FÖR/FOR 458496.0500
0580		1			91065	•Propp	•Plug		
0600	8	1	1		5937	•Tredoring	•Tredoring		
0620	9	1	1		921928.0005	•Tanklock	•Filler cap		
0640	10	1			922037.0006	•Givare,bränslemätare	•Sensor,fuel gauge		-T331000256
0641									FÖR OMBYGGNAD AV
0642									ÄLDRE BRÄNSLEMÄTARE
0643									TILL NY 922037.0009
0644									ERF 1 ST ADAPTER MED
0645									ART NR 923764.0240 /
0646									ONE ADAPTER 923764.
0647									0240 IS REQUIRED TO
0648									MODIFY THE OLDER FUEL
0649									SENSOR 922037.0006 TO
0650									THE NEW FUEL SENSOR
0651									922037.0009
0660		1	1		922037.0009	•Givare,bränslemätare	•Sensor,fuel gauge		T331000257-
0680	11	1	1		922037.0003	•Packning	•Gasket		
0700	12	5	5		3060	•Skruv	•Screw		
0720	13	5	5		920098.011	•Bricka	•Washer		
0740	14	14			98154	Bricka	Washer		
0760			14		920165.007	Bricka	Washer		
0780	15	10	10		920042.030	Skruv	Screw		
0800	16	1	1		A07762.0100	Hydrauloljetank	Hydraulic oil tank		HJB=2750,213L
0820		1	1		A07762.0200	Hydrauloljetank	Hydraulic oil tank		HJB=3000,209L
0840		1	1		A07762.0300	Hydrauloljetank	Hydraulic oil tank		HJB=3250,270L
0860		1	1		A07762.0400	Hydrauloljetank	Hydraulic oil tank		HJB=3500,270L
0880		1	1		A07762.0500	Hydrauloljetank	Hydraulic oil tank		HJB=3750,270L
0900		1	1		A07762.0600	Hydrauloljetank	Hydraulic oil tank		HJB=4000,434L
0920		1	1		A07762.0800	Hydrauloljetank	Hydraulic oil tank		HJB=3250,270L
0940		1	1		A07762.0900	Hydrauloljetank	Hydraulic oil tank		HJB=3500,270L



Reservdelar - Spare parts

0100

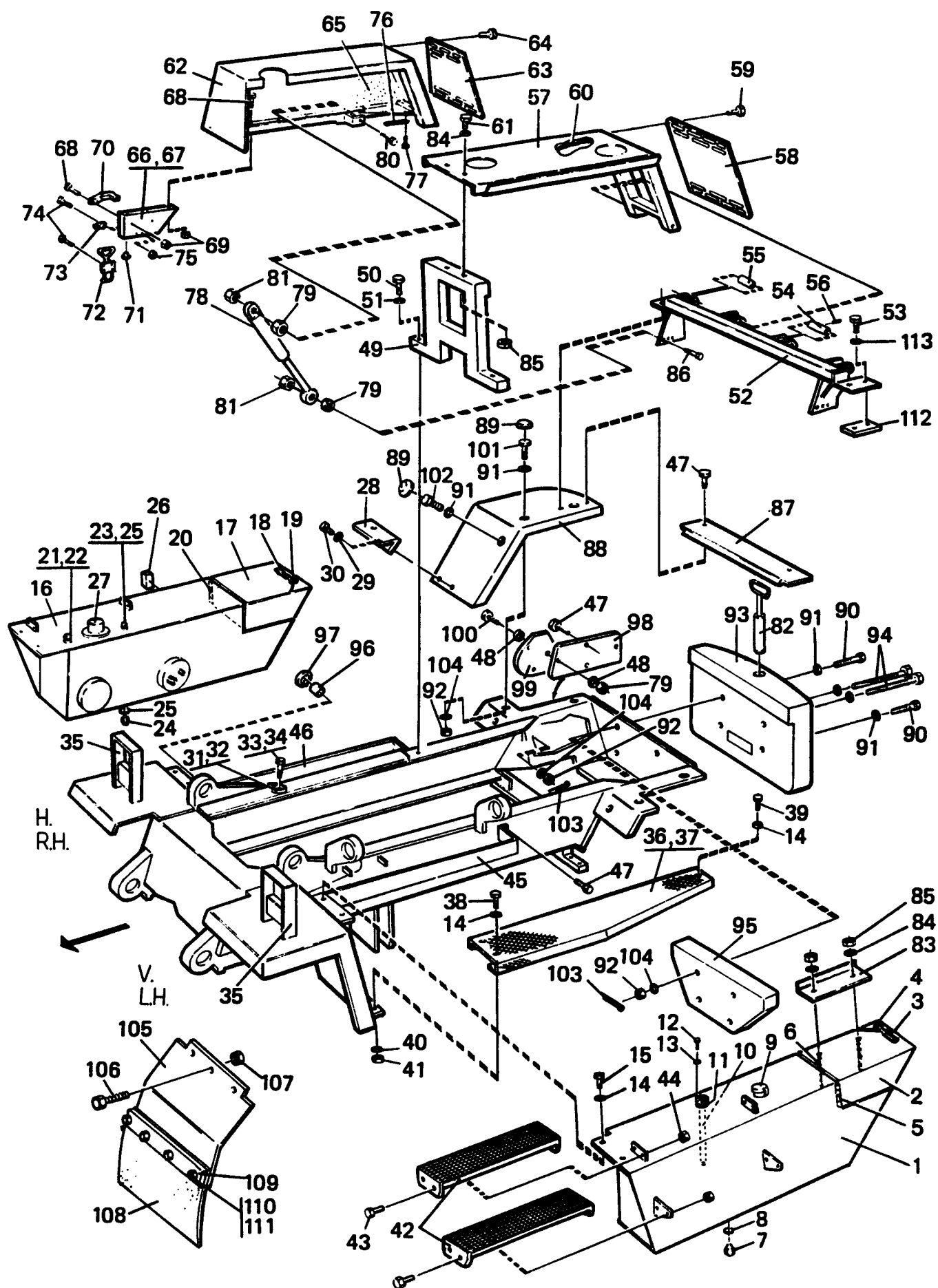
0100	Utgåva Issue		Bild nr Picture No		Chassi		Truck body		
	980615		21722						
	Pos. Fig.	Antal/Quantity			Art nr Part No	Benämning	Description	Sats Kit	Anmärkning Notes
0960		1	1		A07762.1000	Hydrauloljetank	Hydraulic oil tank		HJB=3750,270L
0980		1	1		A07762.1800	Hydrauloljetank	Hydraulic oil tank		HJB=4000,270L
1000		1	1		A07762.1900	Hydrauloljetank	Hydraulic oil tank		HJB=3000,209L
1020		1	1		A07762.2100	Hydrauloljetank	Hydraulic oil tank		HJB=3250,209L
1040		1	1		A07762.2300	Hydrauloljetank	Hydraulic oil tank		HJB=4000,270L
1060	17	1	1		455262.0200	•Lucka	•Cover lid		
1080	18	1	1		921609.0001	•Excenterlås	•Eccenter lock		
1100	19	1	1		921610.0001	•Krok	•Hook		
1120	20	2	2		90193	•Gångjärn	•Hinge		
1140	21	1	1		920999.0005	•Propp	•Plug		
1160	22	1	1		5939	•Tredoring	•Tredoring		
1180	23	1	1		920999.0003	•Propp	•Plug		
1200	24	1	1		90129	•Magnetplugg	•Magnetic plug		
1220	25	2	2		5937	•Tredoring	•Tredoring		
1240	26	1	1		923174.0001	•Nivåvisare	•Level indicator		
1260	27	1	1		920130.002	Andningsfilter	Breathing filter		
1280	28	2	2		455264.0100	Fäste	Bracket		
1300	29	4	4		920098.009	Bricka	Washer		
1320	30	4	4		920042.028	Skruv	Screw		
1340	31	2	2		A07325.0100	Skål	Cup		
1360	32	2	2		A07326.0100	Mellanlägg	Spacer		
1380	33	2			920099.065	Skruv	Screw		M8, -1995-10-01
1400		2	2		920042.006	Skruv	Screw		M10, 1995-10-02-
1420	34	2			920098.025	Bricka	Washer		8,4X16, -1995-10-01
1440		2	2		98150	Bricka	Washer		10,5X20, 1995-10-02-
1460	35	2	2		255880.0100	Lamphållare	Lamp holder		
1480	36	1	1		255857.0100	Fotsteg	Footstep		V HJB=2750
1500		1	1		255857.0200	Fotsteg	Footstep		V HJB=3000
1520		1	1		255857.0300	Fotsteg	Footstep		V HJB=3250
1540		1	1		255857.0400	Fotsteg	Footstep		V HJB=3500
1560		1	1		255857.0500	Fotsteg	Footstep		V HJB=3750
1580		1			255857.0600	Fotsteg	Footstep		V HJB=4000,CS6
1600		1			255857.0900	Fotsteg	Footstep		V HJB=4000,CS,EC5
1620	37	1	1		255857.1100	Fotsteg	Footstep		H HJB=2750
1640		1	1		255857.1200	Fotsteg	Footstep		H HJB=3000
1660		1	1		255857.1300	Fotsteg	Footstep		H HJB=3250
1680		1	1		255857.1400	Fotsteg	Footstep		H HJB=3500
1700		1	1		255857.1500	Fotsteg	Footstep		H HJB=3750
1720		1			255857.1600	Fotsteg	Footstep		H HJB=4000,CS6
1740		1			255857.1900	Fotsteg	Footstep		H HJB=4000,CS,EC5
1760	38	4	4		3116	Skruv	Screw		
1780	39	10	10		920042.030	Skruv	Screw		
1800	40	4			920098.009	Bricka	Washer		
1820			6		98153	Bricka	Washer		
1840	41	4	6		5590	Mutter	Nut		
1860	42	4	4		355911.0300	Fotsteg	Footstep		HJB=2750,L=665
1880		4	4		355911.0100	Fotsteg	Footstep		HJB=3000,3250,3500, 3750,L=840
1900									
1920	43	16	16		922357.0028	Skruv	Screw		
1940	44	16	16		922030.0003	Mutter	Nut		
1960	45	1			355452.0300	Täckplåt	Cover plate		V
1980	46	1			355452.0400	Täckplåt	Cover plate		H
2000	47	ERF	ERF		921383.0001	Skruv	Screw		
2020	48	ERF	ERF		920098.025	Bricka	Washer		HJB=3250 ONLY
2040	49	1	1		455290.0100	Hållare	Holder		
2060		1			A00165.0200	Hållare	Holder		FOR ECT,DAF,DNT620
2080		1			458032.0100	Hållare	Holder		HH
2100		1			457601.0100	Hållare	Holder		FOR CS6
2120	50	2			920074.105	Skruv	Screw		M8, -1995-10-01
2140		2	2		920042.010	Skruv	Screw		M10, 1995-10-02-
2160	51	ERF			920098.025	Bricka	Washer		8,4X16, -1995-10-01



Reservdelar - Spare parts

0100

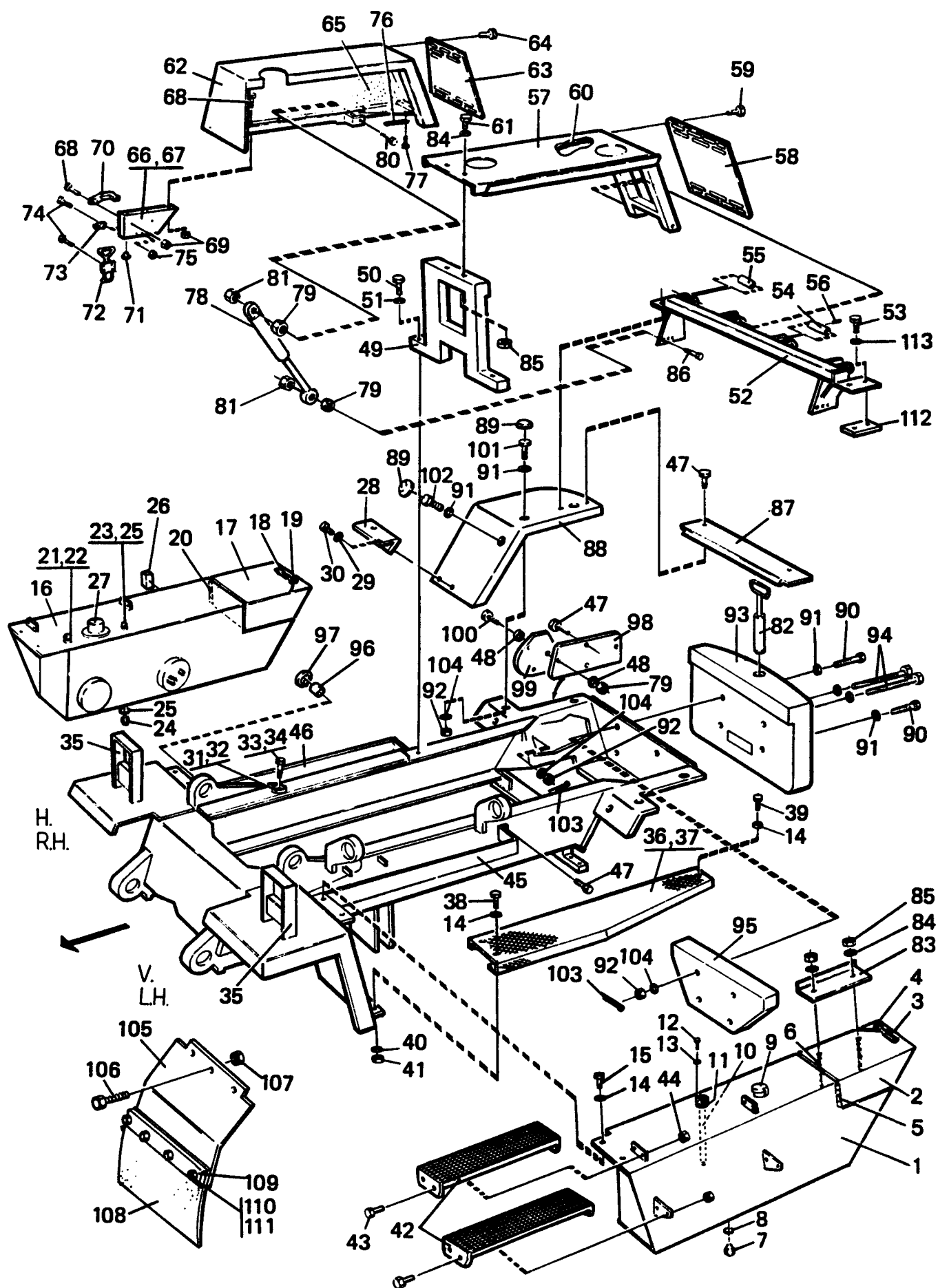
0100	Utgåva Issue		Bild nr Picture No		Chassi		Truck body		
	980615		21722						
	Pos. Fig.	Antal/Quantity			Art nr Part No	Benämning	Description	Sats Kit	Anmärkning Notes
2180	52	ERF			98150	Bricka	Washer		10,5X20, 1995-10-02- 1995-12-31
2200									
2220				2	920165.005	Bricka	Washer		
2240		1			355451.0100	Hållare	Holder		FOR VOLVO-TD630ME AND PERKINS
2241									FOR VOLVO-TD630ME
2260			1	355451.0400	Hållare	Holder			FOR VOLVO-TWD730ME
2280		1		355451.0300	Hållare	Holder			AND TWD731ME
2281									FOR VOLVO-TWD730ME
2300			1	355451.0500	Hållare	Holder			AND TWD731ME
2301									FOR ECT,DAF,DNT620
2320	53	1		A00006.0100	Hållare	Holder			
2340		4		922357.0040	Skruv	Screw			
2360			4	923507.0006	Skruv	Screw			
2380		4		922357.0029	Skruv	Screw			FOR ECT,DAF,DNT620
2400		4		922357.0043	Skruv	Screw			HH
2420	54	2	2	404872.006	Axel	Shaft			L=62
2440	55	2	2	404872.005	Axel	Shaft			L=45
2460		2	2	404872.002	Axel	Shaft			L=90, FOR VOLVO
2480									TWD730ME + TWD731ME
2500	56	4	4	920069.051	Skruv	Screw			
2520	57	1	1	456539.0100	Huv	Cap			KPL
2540		1		456539.0400	Huv	Cap			FOR ECT,DAF,DNT620
2560		1		456539.0800	Huv	Cap			FOR VOLVO-TWD730ME,
2580									-T331000257
2600		1	1	456539.0900	Huv	Cap			FOR VOLVO-TWD730ME +
2620									TWD731ME, T331000258-
2640		1	1	456933.0100	Huv	Cap			FOR FARR-FILTER
2660	58	1	1	256242.0100	•Galler	•Grating			
2680		1		256242.0200	•Galler	•Grating			FOR VOLVO-TWD730ME
2700									-T331000257
2720		1	1	256242.0300	•Galler	•Grating			FOR VOLVO-TWD730ME +
2740									TWD731ME, T331000258-
2760	59	4	4	920956.0004	•Skruv	•Screw			
2780	60	ERF	ERF	921364.0004	•Isolering	•Insulation			SVART/BLACK TJL=30
2800		ERF	ERF	90125	•Gummimatta	•Rubber mat			FOR ECT,DAF,DNT620
2820	61	2	2	920042.010	Skruv	Screw			
2840	62	1	1	456538.0100	Huv	Cap			V
2860		1		456538.0500	Huv	Cap			V, FOR ECT,DAF,DNT620
2880		1	1	456538.0600	Huv	Cap			V, FOR VOLVO-TWD730ME
2881									AND TWD731ME
2900		1	1	456538.0200	Huv	Cap			H
2920		1		456538.0400	Huv	Cap			H, FOR ECT,DAF,DNT620
2940		1	1	456538.0700	Huv	Cap			H, FOR VOLVO-TWD730ME
2941									AND TWD731ME
2960		1	1	456932.0100	Huv	Cap			H, FOR PERKINS 1006.6
2980									AND FARR-FILTER
3000	63	2	2	356241.0100	•Galler	•Grating			
3020		2	2	356241.0400	•Galler	•Grating			FOR VOLVO TWD730ME
3021									AND TWD731ME
3040	64	ERF	ERF	920956.0004	•Skruv	•Screw			
3060	65	ERF	ERF	921364.0004	•Isolering	•Insulation			SVART/BLACK TJL=30
3080		ERF		90125	•Gummimatta	•Rubber mat			V, FOR ECT,DAF,DNT620
3100	66	1	1	356545.0100	Täckplåt	Cover plate			V, HJB2750
3120		1	1	356545.0300	Täckplåt	Cover plate			V, HJB3000
3140		1	1	356545.0500	Täckplåt	Cover plate			V, HJB3250
3160		1	1	356545.0700	Täckplåt	Cover plate			V, HJB3500
3180		1	1	356545.0900	Täckplåt	Cover plate			V, HJB3750
3200	67	1	1	356545.0200	Täckplåt	Cover plate			H, HJB2750
3220		1	1	356545.0400	Täckplåt	Cover plate			H, HJB3000
3240		1	1	356545.0600	Täckplåt	Cover plate			H, HJB3250
3260		1	1	356545.0800	Täckplåt	Cover plate			H, HJB3500



Reservdelar - Spare parts

0100

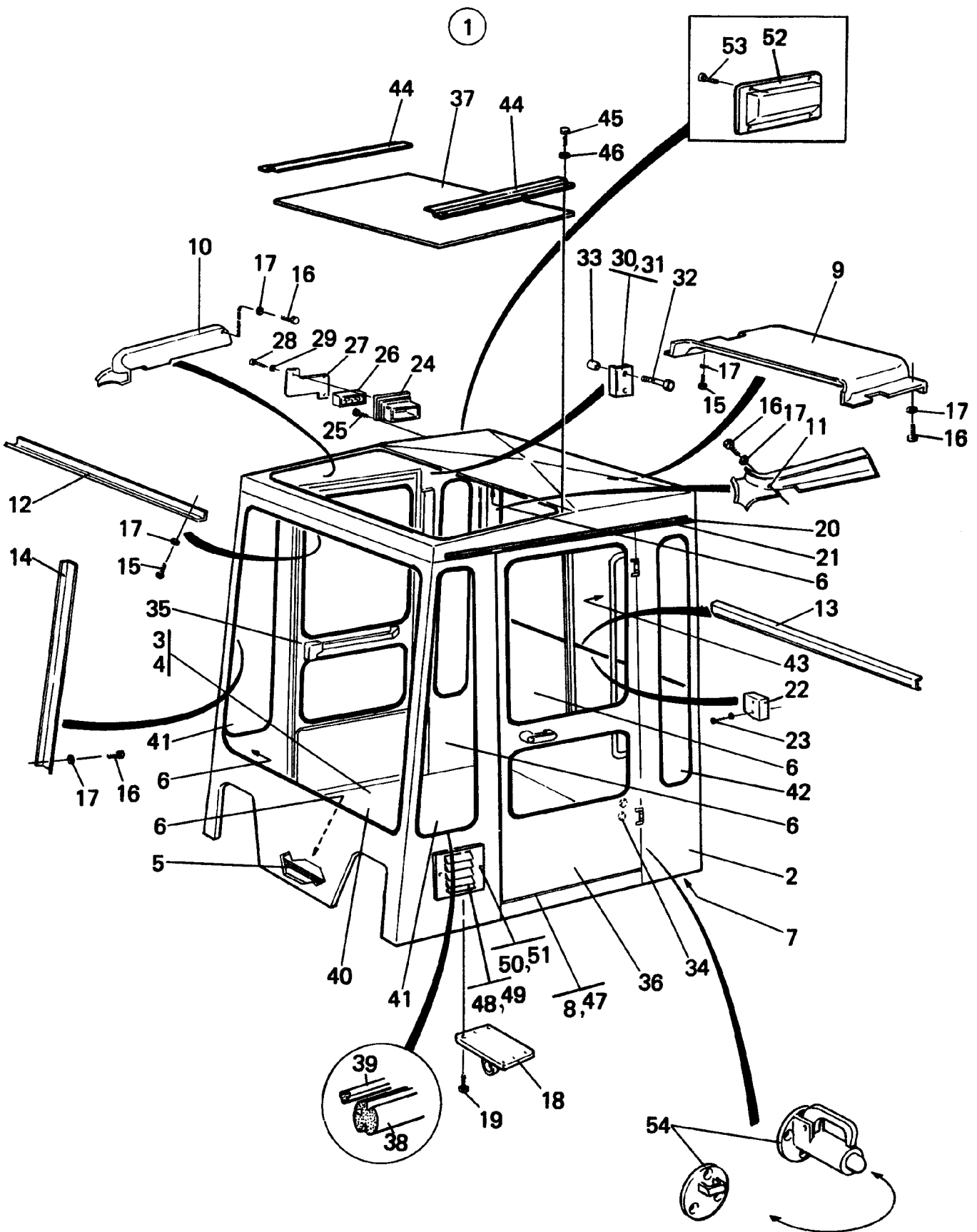
0100	Utgåva Issue		Bild nr Picture No		Chassi		Truck body		
	980615		21722						
	Pos. Fig.	Antal/Quantity			Art nr Part No	Benämning	Description	Sats Kit	Anmärkning Notes
3280		1	1		356545.1000	Täckplåt	Cover plate		H,HJB3750
3300	68	9	9		920099.024	Skruv	Screw		
3320	69	ERF	ERF		920076.002	Låsmutter	Lock nut		
3340	70	2	2		920928.0003	Handtag	Handle		
3360	71	2	2		921798.0002	Plugg	Plug		
3380	72	2	2		5659	Excenterlås	Eccenter lock		
3400	73	2	2		5660	Krok	Hook		
3420	74	12	12		920043.053	Skruv	Screw		
3440	75	12	12		920076.001	Låsmutter	Lock nut		
3460	76	1			A06210.0100	Skena	Rail		H,HH
3480		1			A06210.0200	Skena	Rail		V,HH
3500	77	4			922089.0008	Skruv	Screw		
3520	78	2	2		922029.0002	Cylinder	Cylinder		FOR VOLVO TD630ME AND PERKINS
3521									
3540		2	2		922029.0010	Cylinder	Cylinder		FOR VOLVO-TWD730ME AND TWD731ME
3541									
3560	79	ERF	ERF		3052	Mutter	Nut		
3580	80	2	2		920099.065	Skruv	Screw		HJB=2750,3000,3250, AND 3500
3600									
3620		2	2		920099.071	Skruv	Screw		HJB=3750 AND ECT,DAF, DNT620 HJB=3000
3640									
3660	81	4	4		920076.003	Låsmutter	Lock nut		
3680	82	1	1		356519.0100	Bogsertapp	Towing pin		
3700	83	1	1		452786.0100	Batterihållare	Battery holder		
3720	84	2	4		98150	Bricka	Washer		
3740	85	ERF	ERF		5957	Mutter	Nut		
3760	86	2	2		920099.073	Skruv	Screw		
3780	87	1	1		255785.0100	Täckplåt	Cover plate		HJB=3000
3800		1	1		255785.0200	Täckplåt	Cover plate		HJB=3250
3820		1	1		255785.0300	Täckplåt	Cover plate		HJB=3500
3840		1			A00007.0200	Täckplåt	Cover plate		FOR ECT,DAF,DNT620 AND HJB=3500
3860									V
3880	88	1	1		255151.0300	Skärm	Mud guard		H
3900		1	1		255151.0400	Skärm	Mud guard		PLASTIC
3920	89	ERF	ERF		921462.0003	Plugg	Plug		M6S 24X120
3940	90	ERF	ERF		920373.112	Skruv	Screw		M6S 24X175
3960		ERF	ERF		A15813.1100	Skruv	Screw		
3980	91	ERF	ERF		920165.013	Bricka	Washer		
4000	92	ERF	ERF		920076.009	Mutter	Nut		
4020	93	1	1		255152.0300	Motvikt	Counterweight		
4040	94	2	2		456616.1500	Skruv	Screw		L=190
4060		2	2		A15813.1000	Skruv	Screw		L=200
4080		2	2		A15813.1700	Skruv	Screw		L=275
4100		2	2		456616.1700	Skruv	Screw		L=295
4120		2	2		456616.1600	Skruv	Screw		L=350 ÄUTF
4140		2	2		A15813.0200	Skruv	Screw		L=340 NYUTF
4160		2	2		456616.0200	Skruv	Screw		L=375
4180		2	2		456616.1800	Skruv	Screw		L=395
4200		2	2		456616.1200	Skruv	Screw		L=425
4220		2	2		456616.0400	Skruv	Screw		L=605
4240		2	2		456616.0500	Skruv	Screw		L=705
4260		2	2		456616.0600	Skruv	Screw		L=805
4280		2	2		456616.1300	Skruv	Screw		L=905
4300		2	2		456616.0700	Skruv	Screw		L=955
4320		2	2		456616.0800	Skruv	Screw		L=1005
4340		2	2		456616.1400	Skruv	Screw		L=1105
4360		2	2		456616.0900	Skruv	Screw		L=1155
4380	95	ERF	ERF			Motvikt	Counterweight		1)
4400	96	2	2		2564	Lager	Bearing		
4420	97	4	4		2585	Spärring	Retaining ring		



Reservdelar - Spare parts

0100

0100	Utgåva Issue		Bild nr Picture No		Chassi	Truck body				
	980615		21722							
	Pos. Fig.	Antal/Quantity			Art nr Part No	Benämning	Description	Sats Kit	Anmärkning Notes	
4440	98	2	2		456283.0100	Täckplåt	Cover plate		HJB=2750-3250	
4460	99	2	2		356449.0100	Täckplåt	Cover plate		HJB 3250 ONLY	
4480	100	10	10		920099.027	Skruv	Screw			
4500	101	6	6		456771.0200	Skruv	Screw		L=150	
4520		4	4		456771.0300	Skruv	Screw		L=160	
4540	102	2	2		456771.0100	Skruv	Screw		L=120	
4560	103	ERF	ERF		3290	Saxpinne	Split pin			
4580	104	8	8		457864.0100	Bricka	Washer			
4600	105	2	2		A00872.0100	Fäste	Bracket			
4620	106	6	6		922357.0029	Skruv	Screw			
4640	107	6	6		922030.0003	Mutter	Nut			
4660	108	2	2		A00874.0100	Stänkskydd	Splash guard			
4680	109	2	2		A00881.0100	Fäste	Bracket			
4700	110	8	8		922357.0017	Skruv	Screw			
4720	111	8	8		922030.0002	Mutter	Nut			
4740	112		2		455454.0600	Mellanlägg	Spacer		TJL=2,5MM	
4760			2		455454.0500	Mellanlägg	Spacer		TJL=5MM	
4780	113	2			98150	Bricka	Washer			
4800			4		921401.0002	Bricka	Washer			



Reservdelar - Spare parts

0150	Utgåva Issue		Bild nr Picture No		Hytt FFS del 1, STD A07331.0100,A10806.0100		Cab FFS part 1, STD A07331.0100,A10806.0100		
	980615		21926						
	Pos. Fig.	Antal/Quantity			Art nr Part No	Benämning	Description	Sats Kit	Anmärkning Notes
		A073 31. 0100	A108 06. 0100						
0020	1	1			A07331.0100	Hytt	Cab		STOMME/BODY, STD -T330122759
0025									
0040	1		1		A10806.0100	Hytt	Cab		
0045									STOMME/BODY, STD T330122760- STOMME/BODY STOMME/BODY
0080	2	1			A05750.0200	•Hytt	•Cab		
0090			1		A10780.0200	•Hytt	•Cab		
0100	3	ERF	ERF		922468.0003	•Golvmatta	•Floor mat		
0120	4	ERF	ERF		922468.0002	•Isolering	•Insulation		
0140	5	ERF	ERF		921364.0004	•Isolering	•Insulation		
0160	6	ERF	ERF		922768.0002	•Isolering	•Insulation		
0180	7	ERF	ERF		921364.0003	•Isolering	•Insulation		
0200	8	2	2		407045.0100	•Sparklist	•Kick moulding		
0220	9	1	1		A07315.0100	•Innertak	•Ceiling		
0240	10	1	1		A07316.0100	•Tak	•Roof		
0260									
0280	11	1	1		A07316.0200	•Tak	•Roof		HÖGER,FRÄMRE SIDA / RIGHT,FRONT SIDE VÄNSTER,FRÄMRE SIDA/ LEFT,FRONT SIDE
0300									
0320	12	1	1		A04796.0100	•List	•List		
0340	13	1	1		A04797.0100	•List	•List		
0360	14	4	4		A04798.0100	•List	•List		
0380	15	6	6		920043.022	•Skruv	•Screw		
0400	16	24	24		920371.010	•Skruv	•Screw		
0420	17	30	30		923550.0003	•Bricka	•Washer		
0440	18	1	1		A09200.0100	•Fäste	•Bracket		
0460	19	6	6		920042.003	•Skruv	•Screw		
0470	20	2			404653.001	•Dropplist	•Drip moulding		
0480			2		A10584.0100	•Dropplist	•Drip moulding		
0500	21	20	20		920926.0001	•Popnit	•Rivet		WIPER MOTOR
0520	22	1	1		A04820.0100	•Kåpa	•Cover		
0540	23	2	2		920749.0005	•Skruv	•Screw		
0560	24	1			A02560.0100	•Filterhus	•Filter housing		
0580	25	6			920926.0006	•Skruv	•Screw		
0600	26	1			A04449.0100	•Luftfilter	•Air filter		
0620	27	1			A02555.0100	•Täckplåt	•Cover plate		
0640	28	2			3062	•Skruv	•Screw		
0660	29	2			98151	•Bricka	•Washer		
0680	30	1			A08504.0100	•Kåpa	•Cover		
0700	31	1			A08505.0100	•Ljuddämpningsmatta	•Sound absorbing mat		
0720	32	2			920749.0005	•Skruv	•Screw		
0740	33	2			920950.0002	•Distans	•Spacer		
0760	34	6	6		922010.0013	•Täckbricka	•Cover washer		
0780	35	1	1			•Dörr	•Door		
0800	36	1	1			•Dörr	•Door		SEE GR 10, PAGE 49 SEE GR 10, PAGE 49 KPL
0820	37	1	1		425817.1400	•Takruta	•Top pane		
0840	38	ERF	ERF		920934.0001	•Kilgummilist	•Rubber strip		
0860	39	ERF	ERF		920932.0001	•Killist	•V-strip		
0880	40	1	1		A05778.0100	•Frontruta	•Front pane	98)	
0900		1	1		A05778.0400	•Frontruta	•Front pane	99)	
0920	41	2	2		A05775.0100	•Främre sidoruta	•Front side pane	98)	
0940		2	2		A05775.0300	•Främre sidoruta	•Front side pane	99)	
0960	42	2	2		A05776.0100	•Bakre sidoruta	•Rear side pane	98)	
0980		2	2		A05776.0200	•Bakre sidoruta	•Rear side pane	99)	
1000	43	1	1		A05774.0100	•Bakruta	•Rear pane	98)	
1020		1	1		A05774.0200	•Bakruta	•Rear pane	99)	
1040	44	2	2		A03100.0100	•Fästvinkel	•Angle bracket		
1060	45	8	8		3062	•Skruv	•Screw		
1080	46	8	8		98151	•Bricka	•Washer		
1100	47	8	8		920926.0006	•Popnit	•Rivet		
1120	48		1		A09424.0300	•Kåpa	•Cover		

HÖGER,FRÄMRE SIDA /
RIGHT,FRONT SIDE
VÄNSTER,FRÄMRE SIDA/
LEFT,FRONT SIDE

WIPER MOTOR

SEE GR 10, PAGE 49
SEE GR 10, PAGE 49
KPL

98)

99)

98)

99)

98)

99)

98)

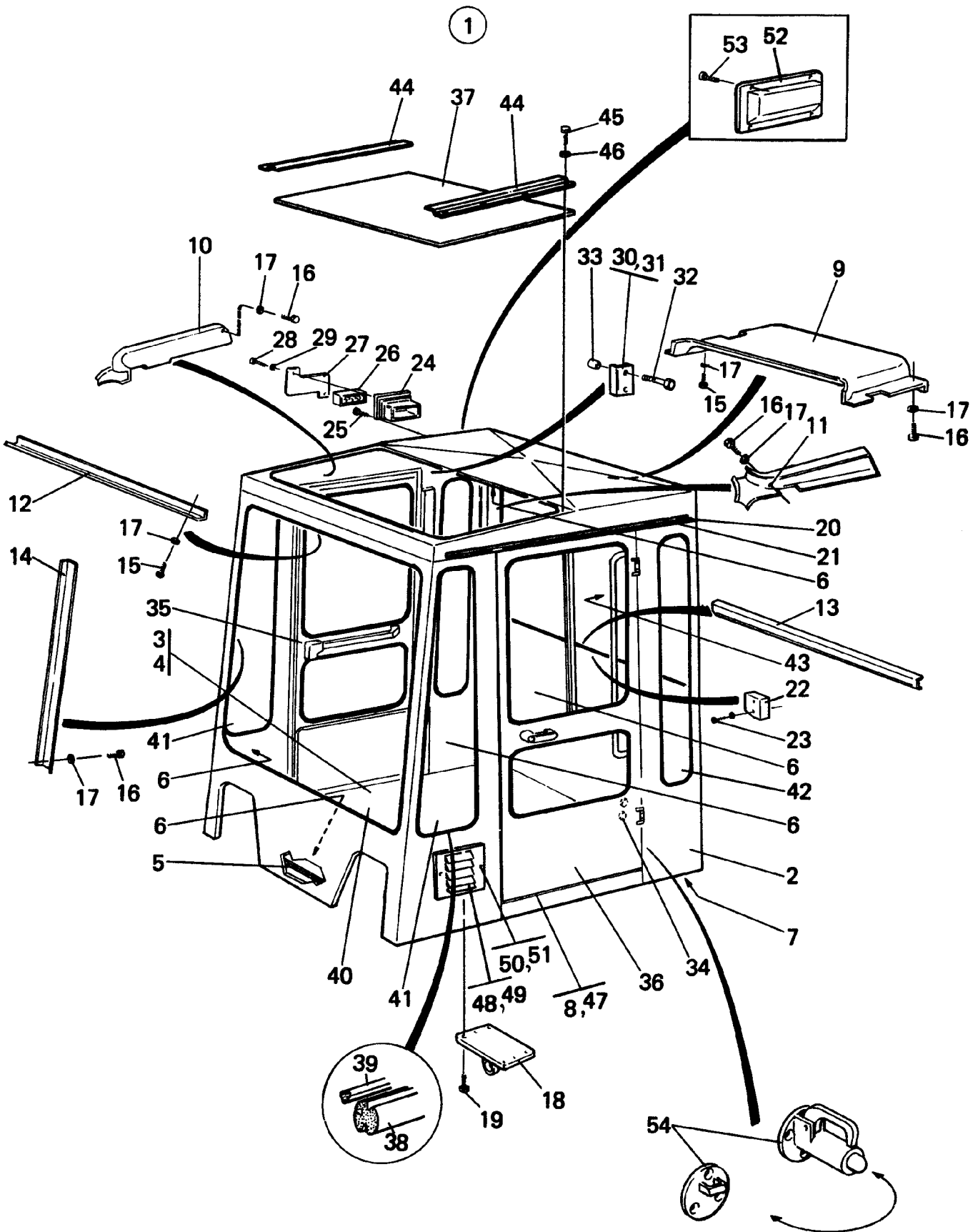
99)

98)

99)

98)

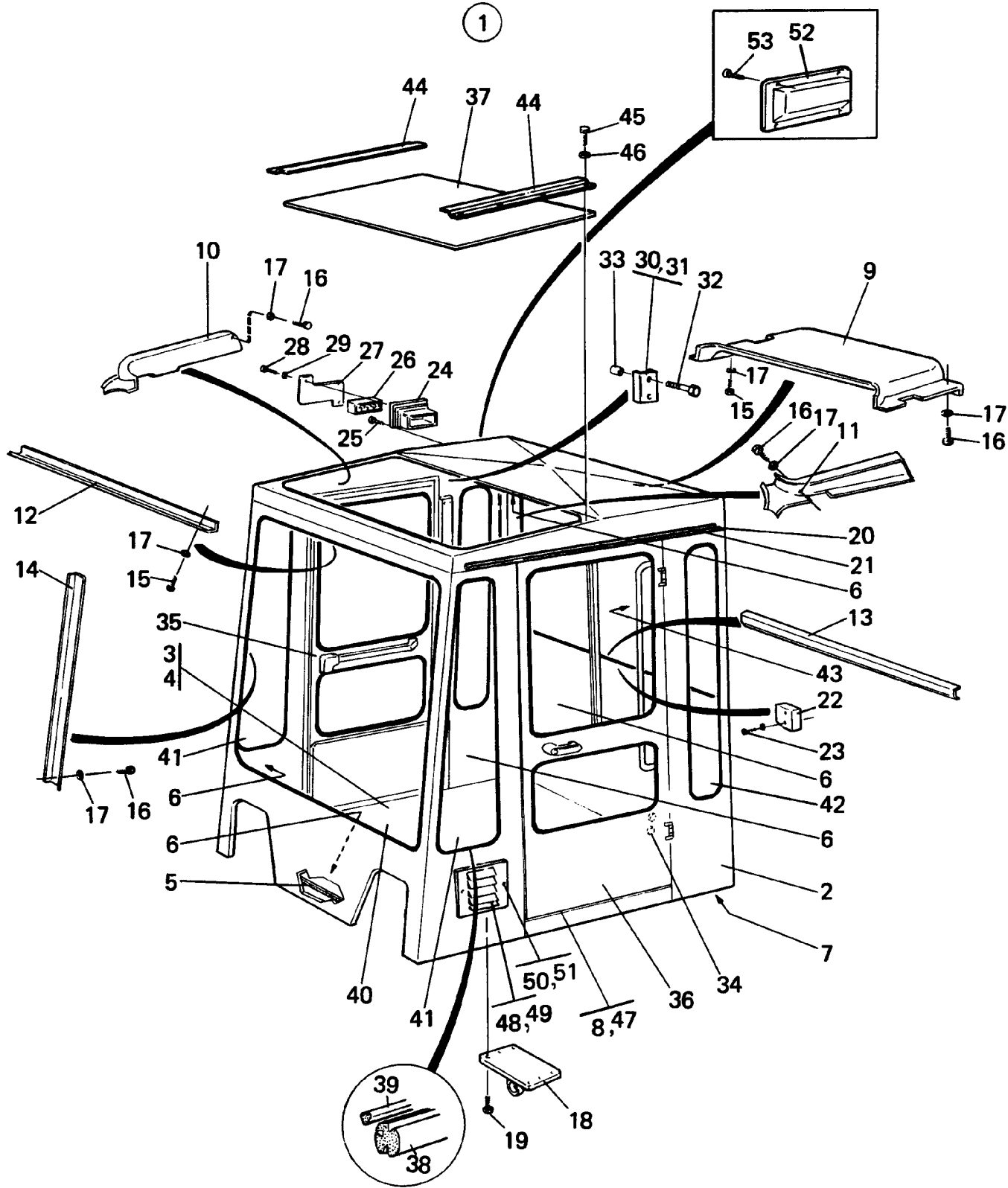
99)



Reservdelar - Spare parts

0150	Utgåva Issue		Bild nr Picture No		Hytt FFS del 1, STD A07331.0100,A10806.0100		Cab FFS part 1, STD A07331.0100,A10806.0100		
	980615		21926						
	Pos. Fig.	Antal/Quantity			Art nr Part No	Benämning	Description	Sats Kit	Anmärkning Notes
		A073 31. 0100	A108 06. 0100						
1140	49		1		A10737.0200	•Filter	•Filter		OPTION
1160	50		2		98151	•Bricka	•Washer		
1180	51		2		920076.002	•Låsmutter	•Lock nut		
1200	52		1		A10671.0100	•Kåpa	•Cover		
1220	53		1		920749.0001	•Skruv	•Screw		
1240	54		ERF		923418.0003	Dörrhållare	Door holder		

1



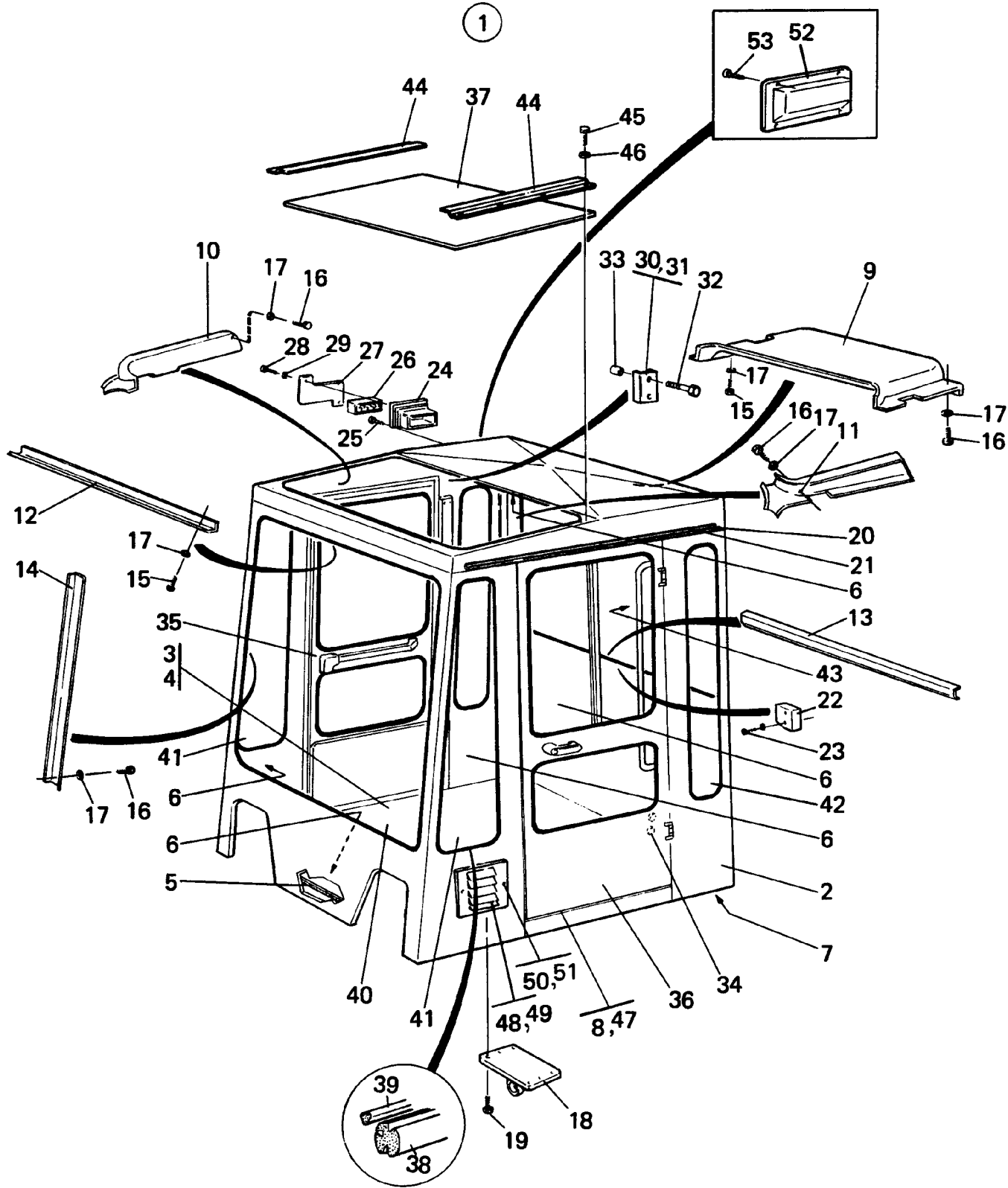
Reservdelar - Spare parts

0155	Utgåva Issue		Bild nr Picture No		Hytt FFS del 1, HH=150 A08303.0100,A10808.0100		Cab FFS part 1, HH=150 A08303.0100,A10808.0100		
	980615		15494						
	Pos. Fig.	Antal/Quantity			Art nr Part No	Benämning	Description	Sats Kit	Anmärkning Notes
		A083 03. 0100	A108 08. 0100						
0020	1	1			A08303.0100	Hytt	Cab		STOMME/BODY, HH=150 -T330122759
0025									
0040			1		A10808.0100	Hytt	Cab		STOMME/BODY, HH=150
0045									T330122760-
0080	2	1			A05750.0700	•Hytt	•Cab		STOMME/BODY
0090			1		A10780.0700	•Hytt	•Cab		STOMME/BODY
0100	3	ERF	ERF		922468.0003	•Golvmatta	•Floor mat		
0120	4	ERF	ERF		922468.0002	•Isolering	•Insulation		
0140	5	ERF	ERF		921364.0004	•Isolering	•Insulation		
0160	6	ERF	ERF		922768.0002	•Isolering	•Insulation		
0180	7	ERF	ERF		921364.0003	•Isolering	•Insulation		
0200	8	2	2		407045.0100	•Sparklist	•Kick moulding		
0220	9	1	1		A07315.0100	•Innertak	•Ceiling		
0240	10	1	1		A09251.0100	•Tak	•Roof		HÖGER,FRÄMRE SIDA / RIGHT,FRONT SIDE
0260									
0280	11	1	1		A09251.0200	•Tak	•Roof		VÄNSTER,FRÄMRE SIDA/ LEFT,FRONT SIDE
0300									
0320	12	1	1		A04796.0100	•List	•List		
0340	13	1	1		A04797.0100	•List	•List		
0360	14	4	4		A04798.0100	•List	•List		
0380	15	6	6		920043.022	•Skruv	•Screw		
0400	16	24	24		920371.010	•Skruv	•Screw		
0420	17	30	30		923550.0003	•Bricka	•Washer		
0440	18	1	1		A09200.0100	•Fäste	•Bracket		
0460	19	6	6		920042.003	•Skruv	•Screw		
0470	20	2			404653.001	•Dropplis	•Drip moulding		
0480			1		A10584.0200	•Dropplis	•Drip moulding		V
0490			1		A10584.0300	•Dropplis	•Drip moulding		H
0500	21	20	20		920926.0001	•Popnit	•Rivet		
0520	22	1	1		A04820.0100	•Kåpa	•Cover		WIPER MOTOR
0540	23	2	2		920749.0005	•Skruv	•Screw		
0560	24	1			A02560.0100	•Filterhus	•Filter housing		
0580	25	6			920926.0006	•Skruv	•Screw		
0600	26	1			A04449.0100	•Luftfilter	•Air filter		
0620	27	1			A02555.0100	•Täckplåt	•Cover plate		
0640	28	2			3062	•Skruv	•Screw		
0660	29	2			98151	•Bricka	•Washer		
0680	30	1			A08504.0100	•Kåpa	•Cover		
0700	31	1			A08505.0100	•Ljuddämpningsmatta	•Sound absorbing mat		
0720	32	2			920749.0005	•Skruv	•Screw		
0740	33	2			920950.0002	•Distans	•Spacer		
0760	34	6	6		922010.0013	•Täckbricka	•Cover washer		
0780	35	1	1			•Dörr	•Door		SEE GR 10, PAGE 51
0800	36	1	1			•Dörr	•Door		SEE GR 10, PAGE 51
0820	37	1	1		A05777.0300	•Takruta	•Top pane		LEXAN MARGARD
0825		1	1		A08308.0100	•Takruta	•Top pane		98)
0830		1	1		A08308.0200	•Takruta	•Top pane		99)
0840	38	ERF	ERF		920934.0001	•Kilgummilist	•Rubber strip		
0860	39	ERF	ERF		920932.0001	•Killist	•V-strip		
0880	40	1	1		A05778.0100	•Frontruta	•Front pane		98)
0900		1	1		A05778.0400	•Frontruta	•Front pane		99)
0920	41	2	2		A08306.0100	•Främre sidoruta	•Front side pane		98)
0940		2	2		A08306.0200	•Främre sidoruta	•Front side pane		99)
0960	42	2	2		A08307.0100	•Bakre sidoruta	•Rear side pane		98)
0980		2	2		A08307.0200	•Bakre sidoruta	•Rear side pane		99)
1000	43	1	1		A08305.0100	•Bakruta	•Rear pane		98)
1020		1	1		A08305.0200	•Bakruta	•Rear pane		99)
1040	44	2	2		A03100.0100	•Fästvinkel	•Angle bracket		
1060	45	8	8		3062	•Skruv	•Screw		

98. Ofärgat hårdglas. Uncoloured toughened glass.

99. Färgat hårdglas. Coloured toughened glass.

1

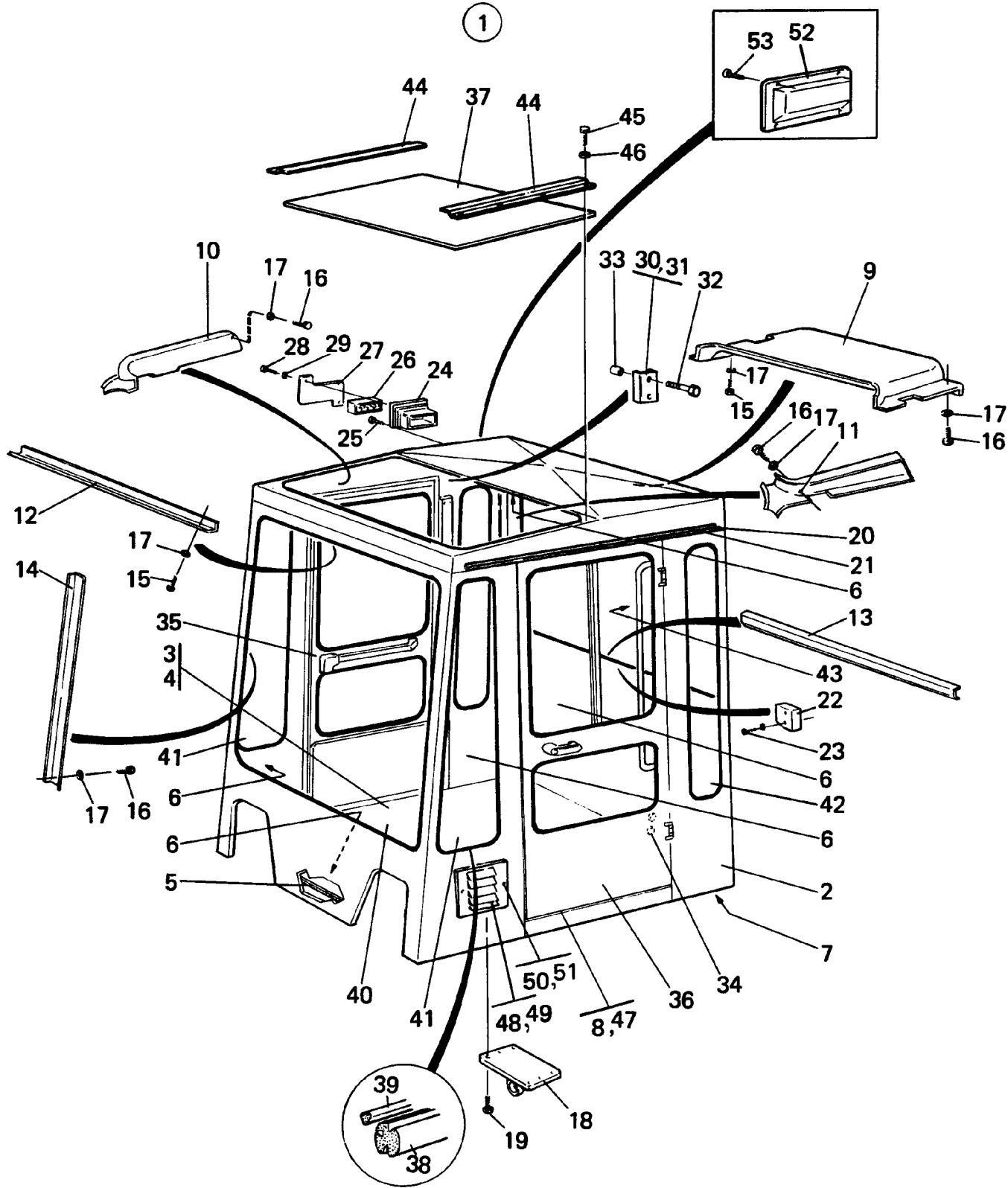


Reservdelar - Spare parts
10
21

0155

0155	Utgåva Issue		Bild nr Picture No		Hytt FFS del 1, HH=150 A08303.0100,A10808.0100		Cab FFS part 1, HH=150 A08303.0100,A10808.0100	
	980615		15494					
	Pos. Fig.	Antal/Quantity			Art nr Part No	Benämning	Description	Sats Kit
	A083 03. 0100	A108 08. 0100						
1080	46	8	8	98151	•Bricka	•Washer		
1100	47	8	8	920926.0006	•Popnit	•Rivet		
1120	48		1	A09424.0300	•Kåpa	•Cover		
1140	49		1	A10737.0200	•Filter	•Filter		
1160	50		2	98151	•Bricka	•Washer		
1180	51		2	920076.002	•Låsmutter	•Lock nut		
1200	52		1	A10671.0100	•Kåpa	•Cover		
1220	53		1	920749.0001	•Skruv	•Screw		

1



Reservdelar - Spare parts

0160	Utgåva Issue		Bild nr Picture No		Hytt FFS del 1, HH=350 A08864.0100,A10810.0100		Cab FFS part 1, HH=350 A08864.0100,A10810.0100		
	980615		15494						
	Pos. Fig.	Antal/Quantity			Art nr Part No	Benämning	Description	Sats Kit	Anmärkning Notes
		A088 64. 0100	A108 10. 0100						
0020	1	1			A08864.0100	Hytt	Cab		STOMME/BODY, HH=350 -T330122759 STOMME/BODY, HH=350 T330122760- STOMME/BODY STOMME/BODY
0025									
0040			1		A10810.0100	Hytt	Cab		
0045									
0080	2	1			A05750.0900	•Hytt	•Cab		HÖGER,FRÄMRE SIDA / RIGHT,FRONT SIDE VÄNSTER,FRÄMRE SIDA/ LEFT,FRONT SIDE
0090			1		A10780.0900	•Hytt	•Cab		
0100	3	ERF	ERF		922468.0003	•Golvmatta	•Floor mat		
0120	4	ERF	ERF		922468.0002	•Isolering	•Insulation		
0140	5	ERF	ERF		921364.0004	•Isolering	•Insulation		
0160	6	ERF	ERF		922768.0002	•Isolering	•Insulation		
0180	7	ERF	ERF		921364.0003	•Isolering	•Insulation		
0200	8	2	2		407045.0100	•Sparklist	•Kick moulding		
0220	9	1	1		A07315.0100	•Innertak	•Ceiling		
0240	10	1	1		A09251.0100	•Tak	•Roof		
0260									
0280	11	1	1		A09251.0200	•Tak	•Roof		
0300									
0320	12	1	1		A04796.0100	•List	•List		WIPER MOTOR
0340	13	1	1		A04797.0100	•List	•List		
0360	14	4	4		A04798.0100	•List	•List		
0380	15	6	6		920043.022	•Skruv	•Screw		
0400	16	24	24		920371.010	•Skruv	•Screw		
0420	17	30	30		923550.0003	•Bricka	•Washer		
0440	18	1	1		A09200.0100	•Fäste	•Bracket		
0460	19	6	6		920042.003	•Skruv	•Screw		
0470	20	2			404653.001	•Dropplista	•Drip moulding		
0480			2		A10584.0100	•Dropplista	•Drip moulding		
0500	21	20	20		920926.0001	•Popnit	•Rivet		
0520	22	1	1		A04820.0100	•Kåpa	•Cover		
0540	23	2	2		920749.0005	•Skruv	•Screw		
0560	24	1			A02560.0100	•Filterhus	•Filter housing		
0580	25	6			920926.0006	•Skruv	•Screw		
0600	26	1			A04449.0100	•Luftfilter	•Air filter		
0620	27	1			A02555.0100	•Täckplåt	•Cover plate		
0640	28	2			3062	•Skruv	•Screw		
0660	29	2			98151	•Bricka	•Washer		
0680	30	1			A08504.0100	•Kåpa	•Cover		
0700	31	1			A08505.0100	•Ljuddämpningsmatta	•Sound absorbing mat		
0720	32	2			920749.0005	•Skruv	•Screw		
0740	33	2			920950.0002	•Distans	•Spacer		
0760	34	6	6		922010.0013	•Täckbricka	•Cover washer		
0780	35	1	1			•Dörr	•Door		SEE GR 10, PAGE 53 SEE GR 10, PAGE 53 KPL
0800	36	1	1			•Dörr	•Door		
0820	37	1	1		425817.1400	•Takruta	•Top pane		
0840	38	ERF	ERF		920934.0001	•Kilgummilist	•Rubber strip		
0860	39	ERF	ERF		920932.0001	•Killist	•V-strip		
0880	40	1	1		A08849.0100	•Frontruta	•Front pane		98)
0900		1	1		A08849.0200	•Frontruta	•Front pane		99)
0920	41	2	2		A08852.0100	•Främre sidoruta	•Front side pane		98)
0940		2	2		A08852.0200	•Främre sidoruta	•Front side pane		99)
0960	42	2	2		A08851.0100	•Bakre sidoruta	•Rear side pane		98)
0980		2	2		A08851.0200	•Bakre sidoruta	•Rear side pane		99)
1000	43	1	1		A08850.0100	•Bakruta	•Rear pane		98)
1020		1	1		A08850.0200	•Bakruta	•Rear pane		99)
1040	44	2	2		A03100.0100	•Fästvinkel	•Angle bracket		
1060	45	8	8		3062	•Skruv	•Screw		
1080	46	8	8		98151	•Bricka	•Washer		
1100	47	8	8		920926.0006	•Popnit	•Rivet		
1120	48		1		A09424.0300	•Kåpa	•Cover		

HÖGER,FRÄMRE SIDA /
RIGHT,FRONT SIDE
VÄNSTER,FRÄMRE SIDA/
LEFT,FRONT SIDE

WIPER MOTOR

SEE GR 10, PAGE 53
SEE GR 10, PAGE 53
KPL

98)

99)

98)

99)

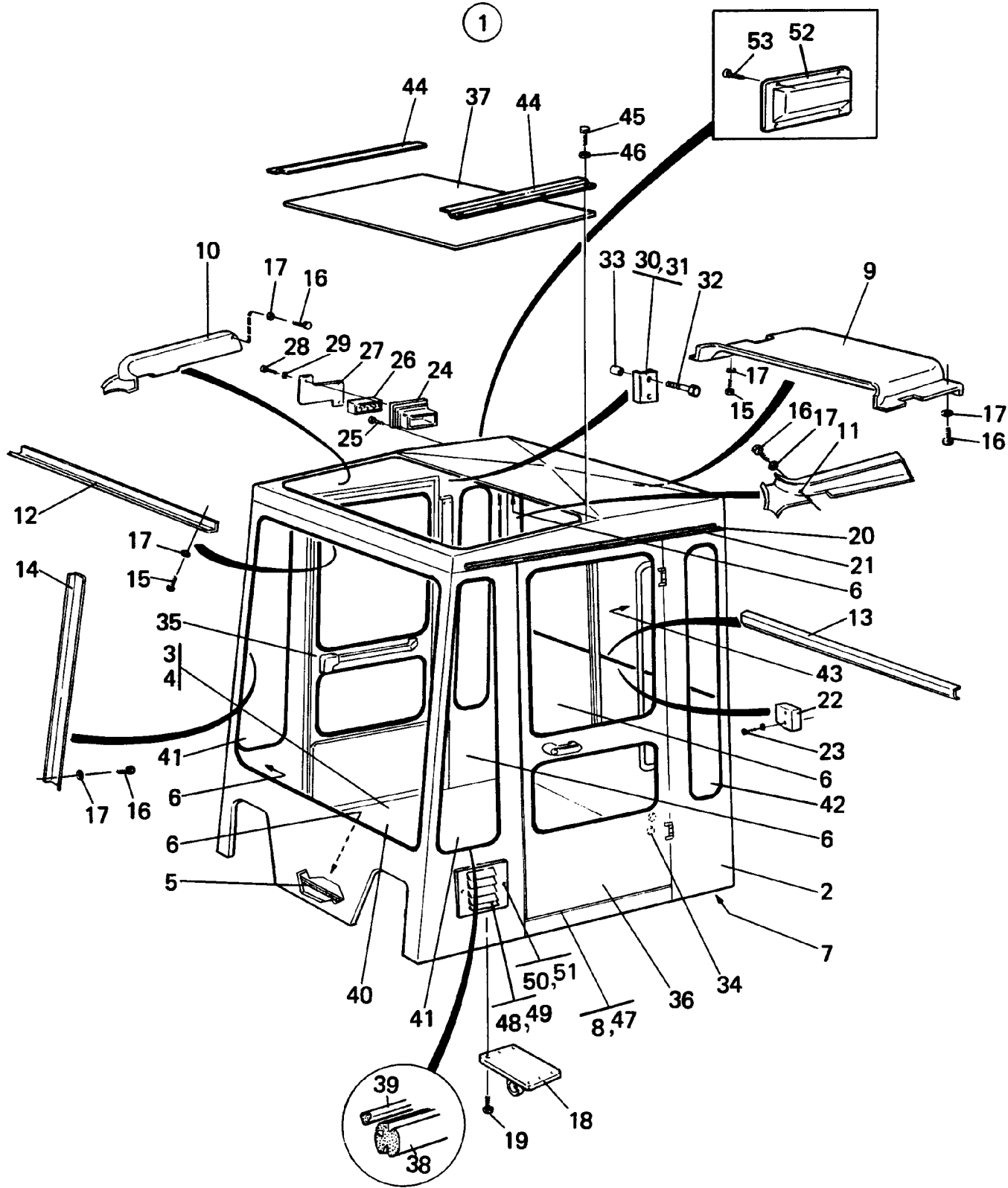
98)

99)

98)

99)

1

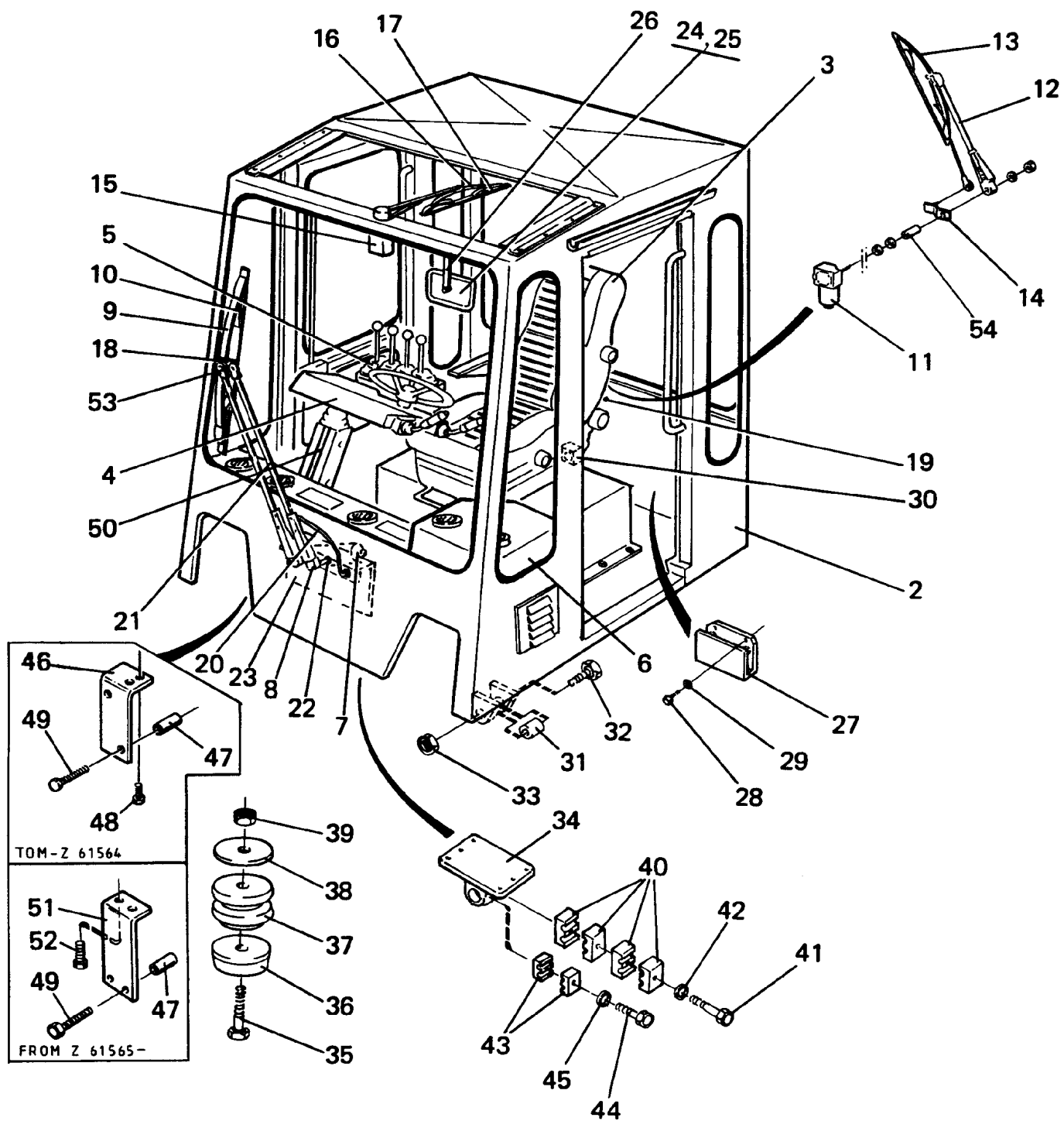


Reservdelar - Spare parts

0160

Utgåva Issue		Bild nr Picture No		Hytt FFS del 1, HH=350 A08864.0100,A10810.0100		Cab FFS part 1, HH=350 A08864.0100,A10810.0100		
980615		15494						
Pos. Fig.	Antal/Quantity			Art nr Part No	Benämning	Description	Sats Kit	Anmärkning Notes
	A088 64. 0100	A108 10. 0100						
49		1		A10737.0200	•Filter	•Filter		
50		2		98151	•Bricka	•Washer		
51		2		920076.002	•Låsmutter	•Lock nut		
52		1		A10671.0100	•Kåpa	•Cover		
53		1		920749.0001	•Skruv	•Screw		

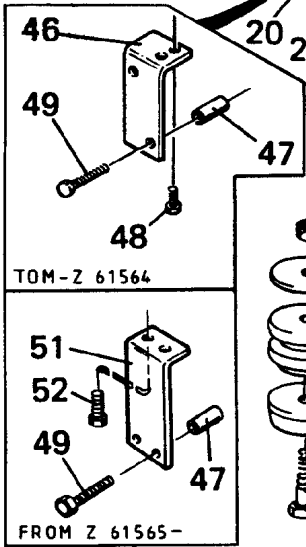
1



Reservdelar - Spare parts

0200	Utgåva Issue		Bild nr Picture No		Hytt FFS del 2, STD A07330.0100,A10805.0100		Cab FFS part 2, STD A07330.0100,A10805.0100		
	980615		15495						
	Pos. Fig.	Antal/Quantity			Art nr Part No	Benämning	Description	Sats Kit	Anmärkning Notes
		A073 30. 0100	A108 05. 0100						
0020	1	1			A07330.0100	Hytt	Cab		STD,-T330122759
0040			1		A10805.0100	Hytt	Cab		STD,T330122760-
0080	2	1			A07331.0100	•Hytt	•Cab		STOMME/BODY
0090									SEE GR 10, PAGE 15
0095			1		A10806.0100	•Hytt	•Cab		STOMME/BODY
0097									SEE GR 10, PAGE 15
0100	3					Förarstol	Driver's seat		SEE GR 10, PAGE 55
0120	4					Styrpulpet	Control unit		SEE GR 10, PAGE 61
0125									SIDOPLACERAD /
0126									SIDE POSITION
0130						Styrpulpet	Control unit		SEE GR 10, PAGE 63
0135									CENTRUMPLACERAD /
0136									CENTRAL POSITION
0140	5					Reglagehylla	Control desk		SEE GR 10, PAGE 83
0160	6	1	1		921055.0052	Klimatanl.värmedel	Air conditioning,heating		SEE GR 10, PAGE 89
0170									SEE GR 10, PAGE 91
0180		1	1		921055.0053	Klimatanl.värme/kyla	Ac,heating/cooling		-1993-12-31
0190									SEE GR 10, PAGE 93
0195			1		923690.0001	Klimatanl.värme/kyla	Ac,heating/cooling		1994-01-01-1995-10-01
0197									SEE GR 10, PAGE 93
0198			1		923690.0006	Klimatanl.värme/kyla	Ac,heating/cooling		1995-10-02-
0199									SEE GR 10, PAGE 101
0200	7	1	1		5482	Torkarmotor	Wiper motor		
0220		1	1		921416.0001	Kontaktstycke,hona	Terminal block,female		
0240	8	1	1		920888.0001	Torkarm	Wiper arm		
0260		1	1		5399	•Bygel	•Yoke		
0280	9	1	1		5401	Torkarblad	Wiper blade		
0300	10	ERF	ERF		923110.0454	Torkargummi	Wiper rubber strip		
0320	11	1	1		920890.0002	Torkarmotor	Wiper motor		
0340	12	1	1		920893.0006	Torkarm	Wiper arm		
0360	13	1	1		920183.011	Torkarblad	Wiper blade		
0380	14	1	1		920890.0005	Fäste	Bracket		
0400	15	1	1		920892.0002	Torkarmotor	Wiper motor		
0420	16	1	1		920894.0003	Torkarm	Wiper arm		
0440	17	1	1		920183.022	Torkarblad	Wiper blade		
0460	18	2	2		920170.002	Spolarmunstycke	Jet		
0480	19	1	1		920170.003	Spolarmunstycke	Jet		
0500	20	ERF	ERF		921400.0002	Slang	Hose		
0520	21	3	3		920900.0002	Klammer	Clamp		
0540	22	1	1		922780.0001	Koppling	Fitting		
0560	23	1	1		A08343.0100	Skydd	Cover		
0580	24	1	1		921702.0008	Backspegel	Rear view mirror		
0600	25	1	1		922357.0027	Skruv	Screw		
0620	26	1	1		922159.0003	Fäste	Bracket		
0640	27	1	1		A00004.0100	Dokumentfack	Deed pigeon-hole		
0660	28	2	2		920749.0002	Skruv	Screw		
0680	29	2	2		920098.003	Bricka	Washer		
0700	30	2	2		A06303.0100	Mutter	Nut		
0720	31	2	2		920702.0005	Dämpare	Pad		
0740	32	2	2		920373.112	Skruv	Screw		
0760	33	2	2		920076.009	Låsmutter	Lock nut		
0780	34					Fäste	Bracket		SEE GR 10, PAGE 113
0800	35	2	2		920042.078	Skruv	Screw		
0820	36	2	2		425953.0100	Kona	Cone		
0840	37	2	2		923171.0003	Dämpare	Pad		
0860	38	2	2		425954.0100	Bricka	Washer		
0880	39	2	2		920076.007	Låsmutter	Lock nut		
0900	40	4	4		352670.0500	Överfall	Cap		
0920	41	1	1		3082	Skruv	Screw		
0940	42	1	1		920098.025	Bricka	Washer		
0960	43	1	1		352670.0300	Överfall	Cap		

①



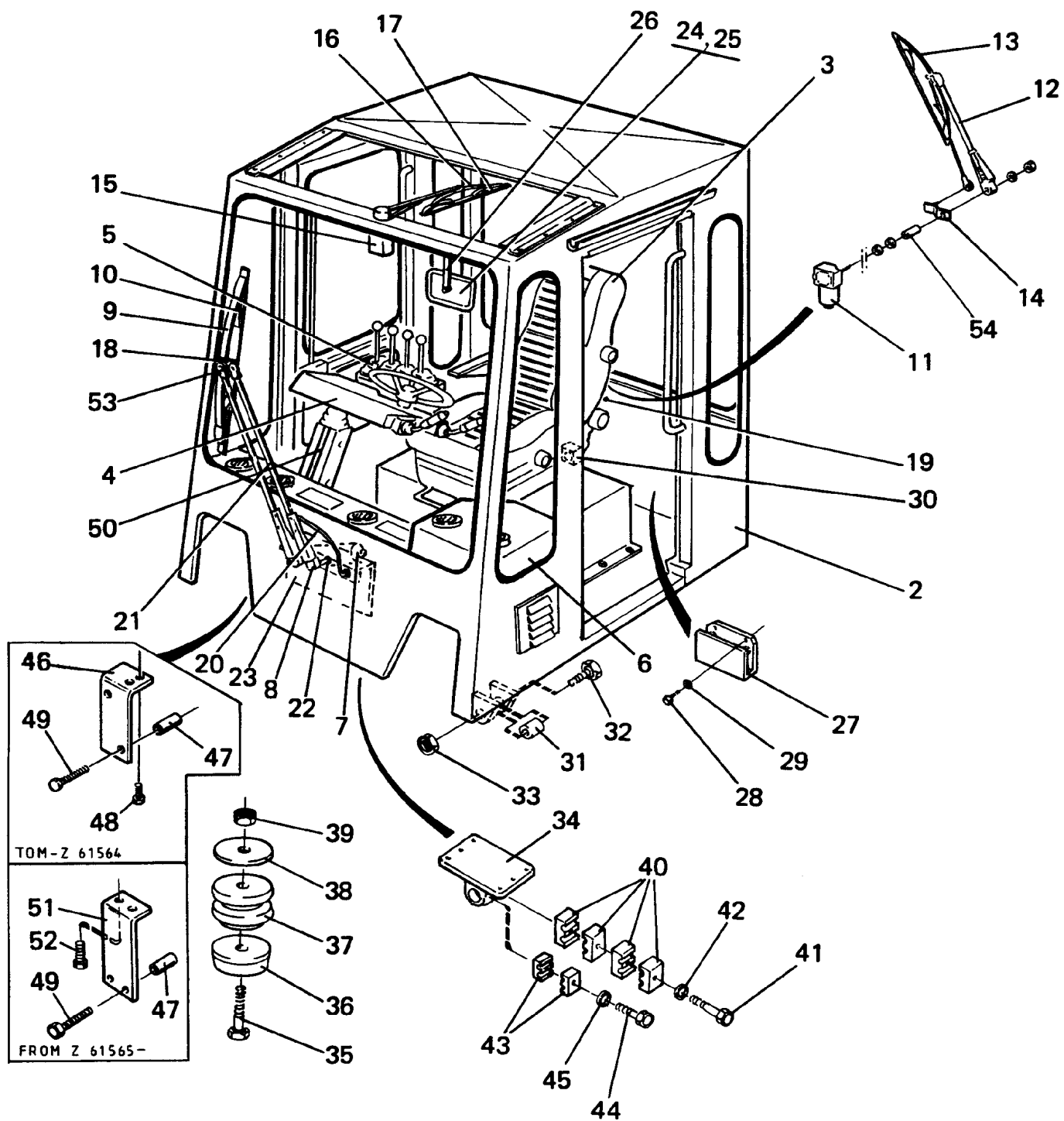
15495

Reservdelar - Spare parts
10
29

0200

Utgåva Issue		Bild nr Picture No		Hytt FFS del 2, STD A07330.0100,A10805.0100		Cab FFS part 2, STD A07330.0100,A10805.0100		
980615		15495						
Pos. Fig.	Antal/Quantity			Art nr Part No	Benämning	Description	Sats Kit	Anmärkning Notes
	A073 30. 0100	A108 05. 0100						
44	1	1		920099.064	Skruv	Screw		
45	1	1		98151	Bricka	Washer		
46	1			A09489.0100	Fäste	Bracket		
47	2	2		921984.0002	Distans	Spacer		
48	2			920749.0002	Skruv	Screw		
49	2	2		922089.0004	Skruv	Screw		
50	1	1		A07461.0100	Kabelrör	Cable pipe		
51		1		A10733.0100	Fäste	Bracket		
52		2		3062	Skruv	Screw		
53	1	1		920181.002	Parallellstycke	Parallel bar		
54	1	1		A07824.0100	Distans	Spacer		

1

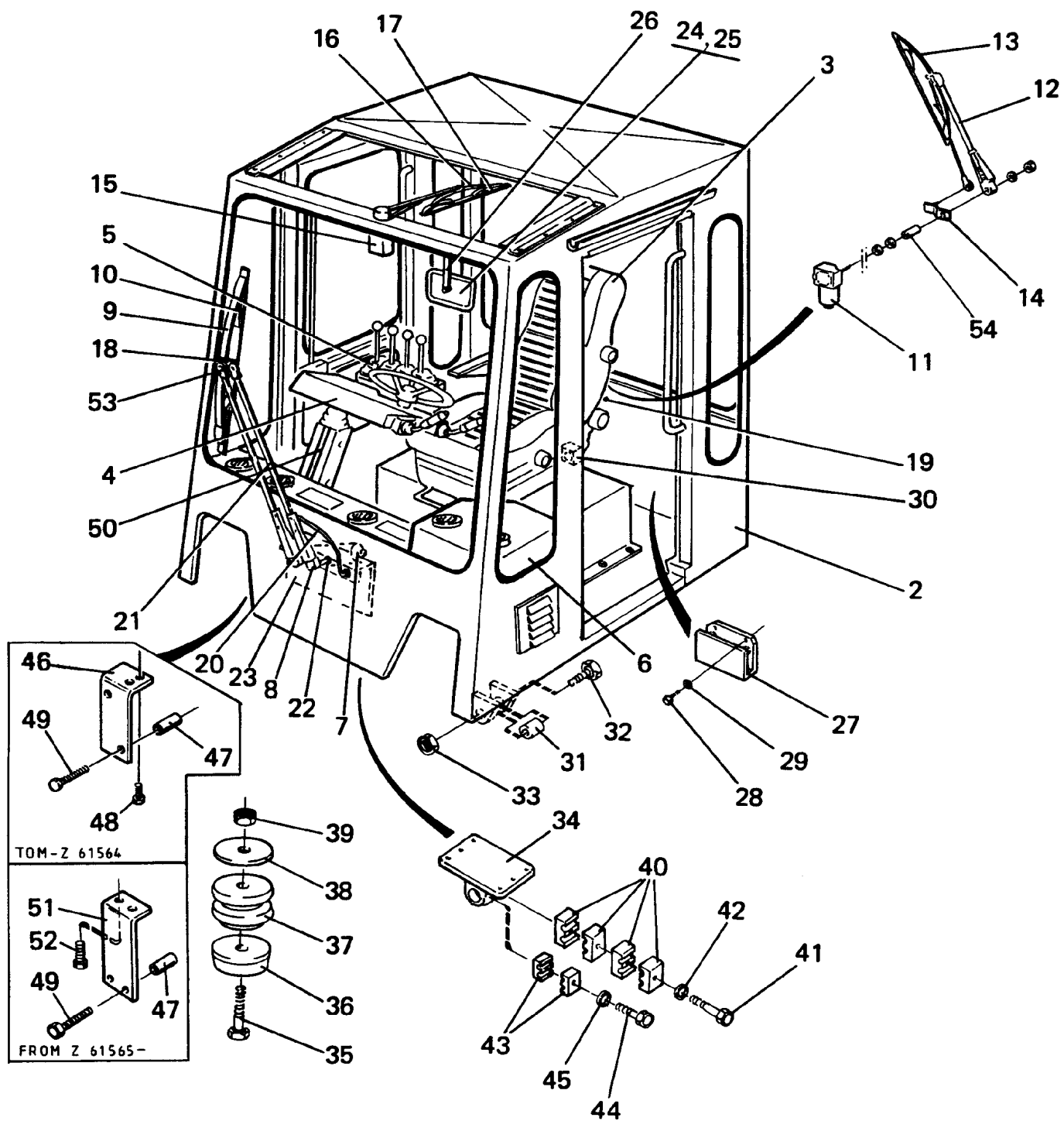


Reservdelar - Spare parts

0205	Utgåva Issue		Bild nr Picture No		Hytt FFS del 2, HH=150 A08302.0100,A10807.0100		Cab FFS part 2, HH=150 A08302.0100,A10807.0100	
	980615		15495					
Pos. Fig.	Antal/Quantity			Art nr Part No	Benämning	Description	Sats Kit	Anmärkning Notes
	A083 02. 0100	A108 07. 0100						
0020	1	1		A08302.0100	Hytt	Cab		HH=150,-T330122759 HH=150,T330122760- STOMME/BODY SEE GR 10, PAGE 19 STOMME/BODY SEE GR 10, PAGE 19 SEE GR 10, PAGE 55 SEE GR 10, PAGE 61 SIDOPLACERAD / SIDE POSITION SEE GR 10, PAGE 63 CENTRUMPLACERAD/ CENTRAL POSITION SEE GR 10, PAGE 83 SEE GR 10, PAGE 89 SEE GR 10, PAGE 91 -1993-12-31 SEE GR 10, PAGE 93 1994-01-01-1995-10-01 SEE GR 10, PAGE 93 1995-10-02- SEE GR 10, PAGE 101
0040		1		A10807.0100	Hytt	Cab		
0080	2	1		A08303.0100	•Hytt	•Cab		
0090			1	A10808.0100	•Hytt	•Cab		
0095								
0097								
0100	3				Förarstol	Driver's seat		
0120	4				Styrpulp	Control unit		
0125								
0126								
0130					Styrpulp	Control unit		
0131								
0132								
0140	5				Reglagehylla	Control desk		
0160	6	1	1	921055.0052	Klimatanl.värmedel	Air conditioning,heating		
0165								
0180		1	1	921055.0053	Klimatanl.värme/kyla	Ac,heating/cooling		
0185								
0190			1	923690.0001	Klimatanl.värme/kyla	Ac,heating/cooling		
0195								
0196			1	923690.0006	Klimatanl.värme/kyla	Ac,heating/cooling		
0197								
0200	7	1	1	5482	Torkarmotor	Wiper motor		
0220		1	1	921416.0001	Kontaktstycke,hona	Terminal block,female		
0240	8	1	1	920888.0001	Torkarm	Wiper arm		
0260		1	1	5399	•Bygel	•Yoke		
0280	9	1	1	5401	Torkarblad	Wiper blade		
0300	10	ERF	ERF	923110.0454	Torkargummi	Wiper rubber strip		
0320	11	1	1	920890.0002	Torkarmotor	Wiper motor		
0340	12	1	1	920893.0006	Torkarm	Wiper arm		
0360	13	1	1	920183.011	Torkarblad	Wiper blade		
0380	14	1	1	920890.0005	Fäste	Bracket		
0400	15	1	1	920892.0002	Torkarmotor	Wiper motor		
0420	16	1	1	920894.0003	Torkarm	Wiper arm		
0440	17	1	1	920183.022	Torkarblad	Wiper blade		
0460	18	2	2	920170.002	Spolarmunstycke	Jet		
0480	19	1	1	920170.003	Spolarmunstycke	Jet		
0500	20	ERF	ERF	921400.0002	Slang	Hose		
0520	21	3	3	920900.0002	Klammer	Clamp		
0540	22	1	1	922780.0001	Koppling	Fitting		
0560	23	1	1	A08343.0100	Skydd	Cover		
0580	24	1	1	921702.0008	Backspegel	Rear view mirror		
0600	25	1	1	922357.0027	Skruv	Screw		
0620	26	1	1	922159.0003	Fäste	Bracket		
0640	27	1	1	A00004.0100	Dokumentfack	Deed pigeon-hole		
0660	28	2	2	920749.0002	Skruv	Screw		
0680	29	2	2	920098.003	Bricka	Washer		
0700	30	2	2	A06303.0100	Mutter	Nut		
0720	31	2	2	920702.0005	Dämpare	Pad		
0740	32	2	2	920373.112	Skruv	Screw		
0760	33	2	2	920076.009	Låsmutter	Lock nut		
0780	34				Fäste	Bracket		
0800	35	2	2	920042.078	Skruv	Screw		
0820	36	2	2	425953.0100	Kona	Cone		
0840	37	2	2	923171.0003	Dämpare	Pad		
0860	38	2	2	425954.0100	Bricka	Washer		
0880	39	2	2	920076.007	Låsmutter	Lock nut		
0900	40	4	4	352670.0500	Överfall	Cap		
0920	41	1	1	3082	Skruv	Screw		
0940	42	1	1	920098.025	Bricka	Washer		
0960	43	1	1	352670.0300	Överfall	Cap		

SEE GR 10, PAGE 113

1

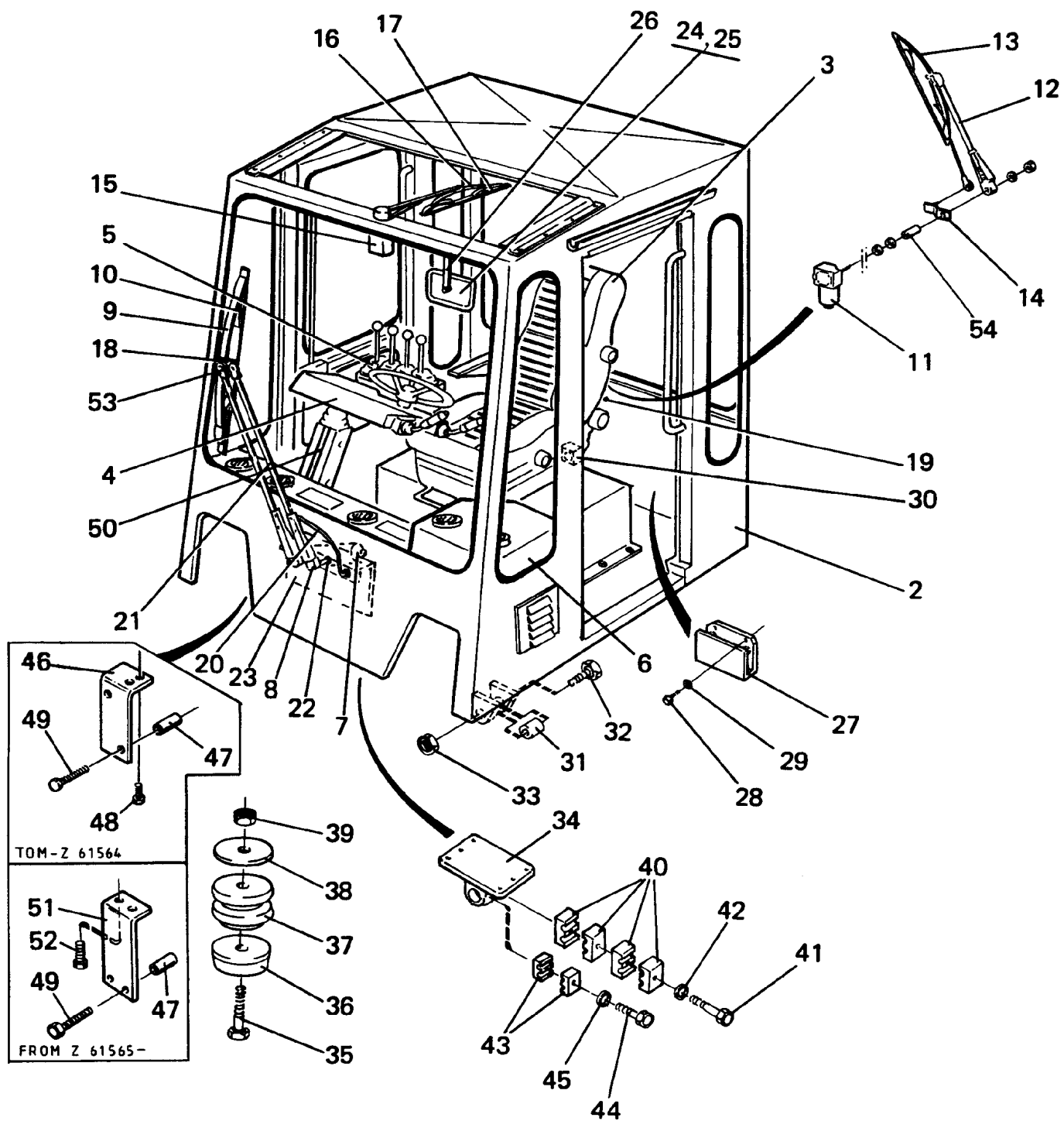


Reservdelar - Spare parts
10
33

0205

Utgåva Issue		Bild nr Picture No		Hytt FFS del 2, HH=150 A08302.0100,A10807.0100		Cab FFS part 2, HH=150 A08302.0100,A10807.0100		
980615		15495						
Pos. Fig.	Antal/Quantity			Art nr Part No	Benämning	Description	Sats Kit	Anmärkning Notes
	A083 02. 0100	A108 07. 0100						
44	1	1		920099.064	Skruv	Screw		
45	1	1		98151	Bricka	Washer		
46	1			A09489.0100	Fäste	Bracket		
47	2	2		921984.0002	Distans	Spacer		
48	2			920749.0002	Skruv	Screw		
49	2	2		922089.0004	Skruv	Screw		
50	1	1		A07461.0100	Kabelrör	Cable pipe		
51		1		A10733.0100	Fäste	Bracket		
52		2		3062	Skruv	Screw		
53	1	1		920181.002	Parallellstycke	Parallel bar		
54	1	1		A07824.0100	Distans	Spacer		

1



Reservdelar - Spare parts

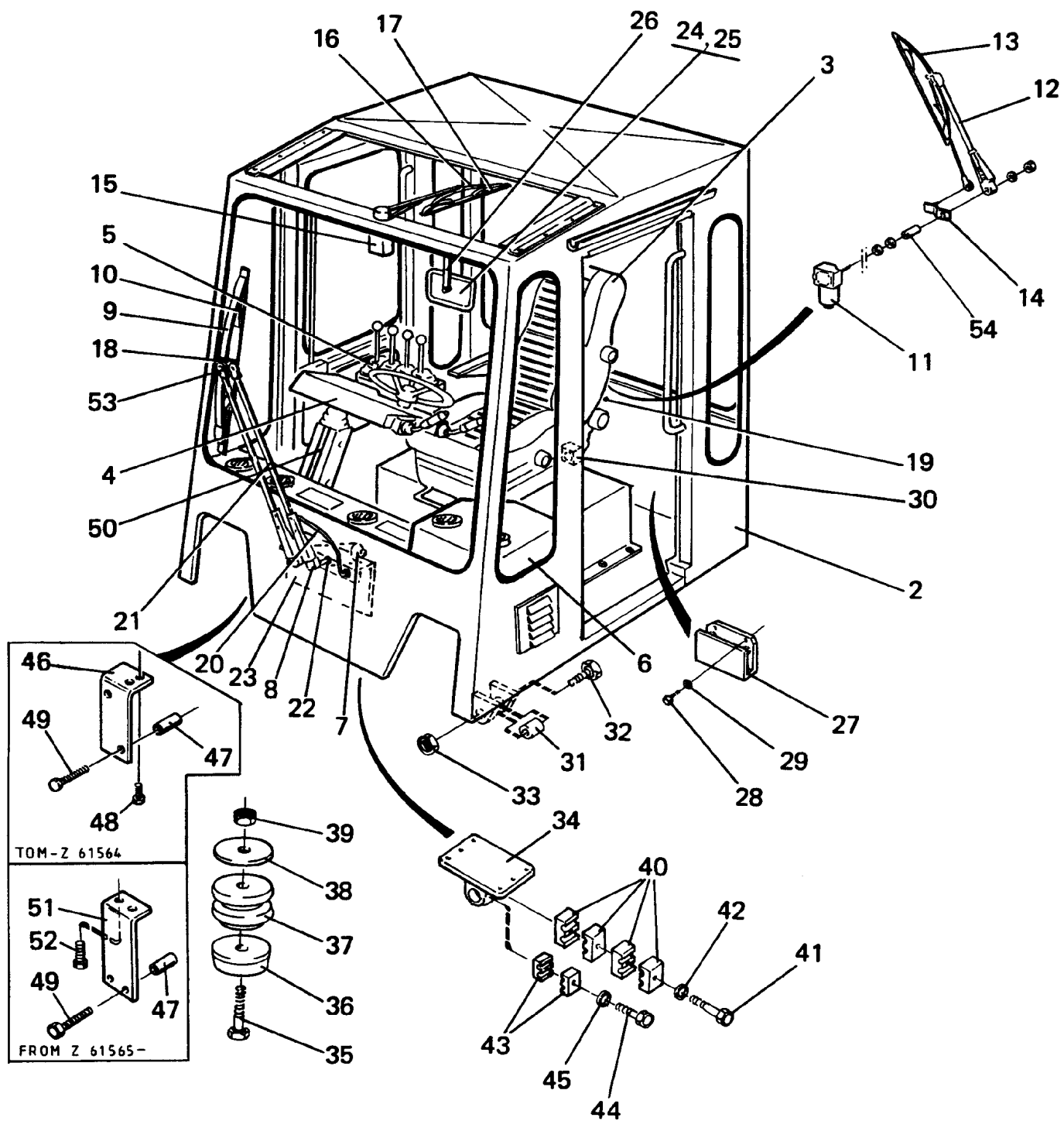
10

35

0210	Utgåva Issue		Bild nr Picture No		Hytt FFS del 2, HH=350 A08863.0100,A10809.0100		Cab FFS part 2, HH=350 A08863.0100,A10809.0100		
	980615		15495						
	Pos. Fig.	Antal/Quantity			Art nr Part No	Benämning	Description	Sats Kit	Anmärkning Notes
		A088 63. 0100	A108 09. 0100						
0020	1	1			A08863.0100	Hytt	Cab		HH=350,-T330122759 HH=350,T330122760- STOMME/BODY SEE GR 10, PAGE 23 STOMME/BODY SEE GR 10, PAGE 23 SEE GR 10, PAGE 55 SEE GR 10, PAGE 61 SIDOPLACERAD / SIDE POSITION SEE GR 10, PAGE 63 CENTRUMPLACERAD / CENTRAL POSITION SEE GR 10, PAGE 83 SEE GR 10, PAGE 89 SEE GR 10, PAGE 91 -1993-12-31HEAT-COOL. SEE GR 10, PAGE 93 1994-01-01-1995-10-01 SEE GR 10, PAGE 93 1995-10-02- SEE GR 10, PAGE 101
0040			1		A10809.0100	Hytt	Cab		
0080	2	1			A08864.0100	•Hytt	•Cab		
0090									
0095			1		A10810.0100	•Hytt	•Cab		
0097									
0100	3					Förarstol	Driver's seat		
0120	4					Styrpulp	Control unit		
0125									
0126									
0130						Styrpulp	Control unit		
0131									
0132									
0140	5					Reglagehylla	Control desk		
0160	6	1	1		921055.0052	Klimatanl.värmedel	Air conditioning,heating		
0165									
0180		1	1		921055.0053	Klimatanl.värme/kyla	Ac,heating/cooling		
0185									
0190			1		923690.0001	Klimatanl.värme/kyla	Ac,heating/cooling		
0195									
0196			1		923690.0006	Klimatanl.värme/kyla	Ac,heating/cooling		
0197									
0200	7	1	1		5482	Torkarmotor	Wiper motor		
0220		1	1		921416.0001	Kontaktstycke,hona	Terminal block,female		
0240	8	1	1		920888.0005	Torkarm	Wiper arm		
0260		1	1		5399	•Bygel	•Yoke		
0280	9	1	1		920183.010	Torkarblad	Wiper blade		
0300	10	ERF	ERF		923110.0454	Torkargummi	Wiper rubber strip		
0320	11	1	1		920890.0002	Torkarmotor	Wiper motor		
0340	12	1	1		920893.0005	Torkarm	Wiper arm		
0360	13	1	1		920183.008	Torkarblad	Wiper blade		
0380	14	1	1		920890.0003	Fäste	Bracket		
0400	15	1	1		920892.0002	Torkarmotor	Wiper motor		
0420	16	1	1		920894.0003	Torkarm	Wiper arm		
0440	17	1	1		920183.022	Torkarblad	Wiper blade		
0460	18	2	2		920170.002	Spolarmunstycke	Jet		
0480	19	1	1		920170.003	Spolarmunstycke	Jet		
0500	20	ERF	ERF		921400.0002	Slang	Hose		
0520	21	3	3		920900.0002	Klammer	Clamp		
0540	22	1	1		922780.0001	Koppling	Fitting		
0560	23	1	1		A08343.0100	Skydd	Cover		
0580	24	1	1		921702.0011	Backspegel	Rear view mirror		
0600	25	1	1		922357.0027	Skruv	Screw		
0620	26	1	1		922159.0003	Fäste	Bracket		
0640	27	1	1		A00004.0100	Dokumentfack	Deed pigeon-hole		
0660	28	2	2		920749.0002	Skruv	Screw		
0680	29	2	2		920098.003	Bricka	Washer		
0700	30	2	2		A06303.0100	Mutter	Nut		
0720	31	2	2		920702.0005	Dämpare	Pad		
0740	32	2	2		920373.112	Skruv	Screw		
0760	33	2	2		920076.009	Låsmutter	Lock nut		
0780	34					Fäste	Bracket	SEE GR 10, PAGE 113	
0800	35	2	2		920042.078	Skruv	Screw		
0820	36	2	2		425953.0100	Kona	Cone		
0840	37	2	2		923171.0003	Dämpare	Pad		
0860	38	2	2		425954.0100	Bricka	Washer		
0880	39	2	2		920076.007	Låsmutter	Lock nut		
0900	40	4	4		352670.0500	Överfall	Cap		
0920	41	1	1		3082	Skruv	Screw		
0940	42	1	1		920098.025	Bricka	Washer		
0960	43	1	1		352670.0300	Överfall	Cap		

SEE GR 10, PAGE 113

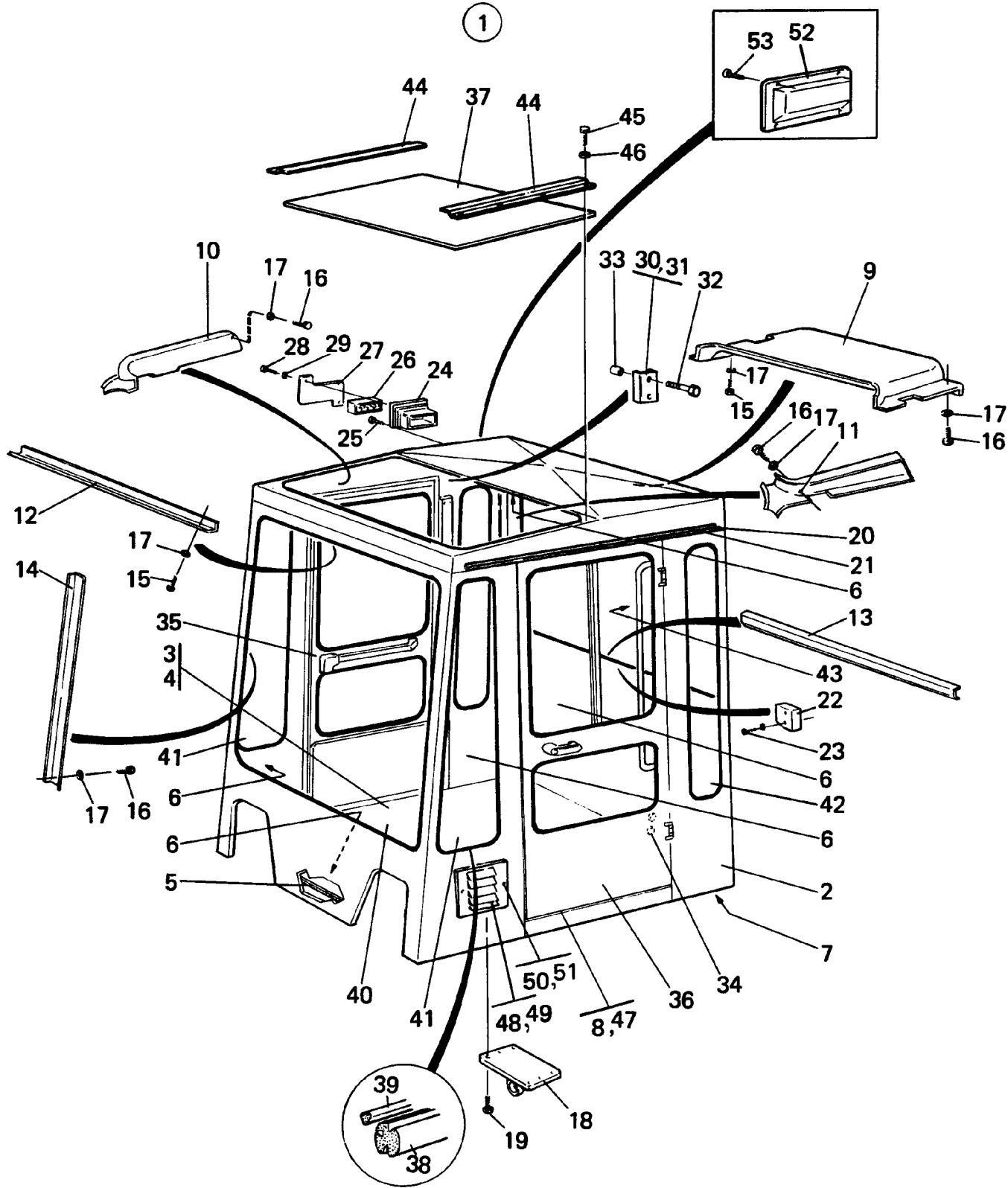
1



Reservdelar - Spare parts
10
37

0210	Utgåva Issue		Bild nr Picture No		Hytt FFS del 2, HH=350 A08863.0100,A10809.0100		Cab FFS part 2, HH=350 A08863.0100,A10809.0100	
	980615		15495					
Pos. Fig.	Antal/Quantity			Art nr Part No	Benämning	Description	Sats Kit	Anmärkning Notes
	A088 63. 0100	A108 09. 0100						
0980	44	1	1	920099.064	Skruv	Screw		
1000	45	1	1	98151	Bricka	Washer		
1020	46	1		A09489.0100	Fäste	Bracket		
1040	47	2	2	921984.0002	Distans	Spacer		
1060	48	2		920749.0002	Skruv	Screw		
1080	49	2	2	922089.0004	Skruv	Screw		
1100	50	1	1	A07461.0100	Kabelrör	Cable pipe		
1120	51		1	A10733.0100	Fäste	Bracket		
1140	52		2	3062	Skruv	Screw		
1160	53	1		920181.002	Parallellstycke	Parallel bar		
1180	54	1		A07824.0100	Distans	Spacer		

1



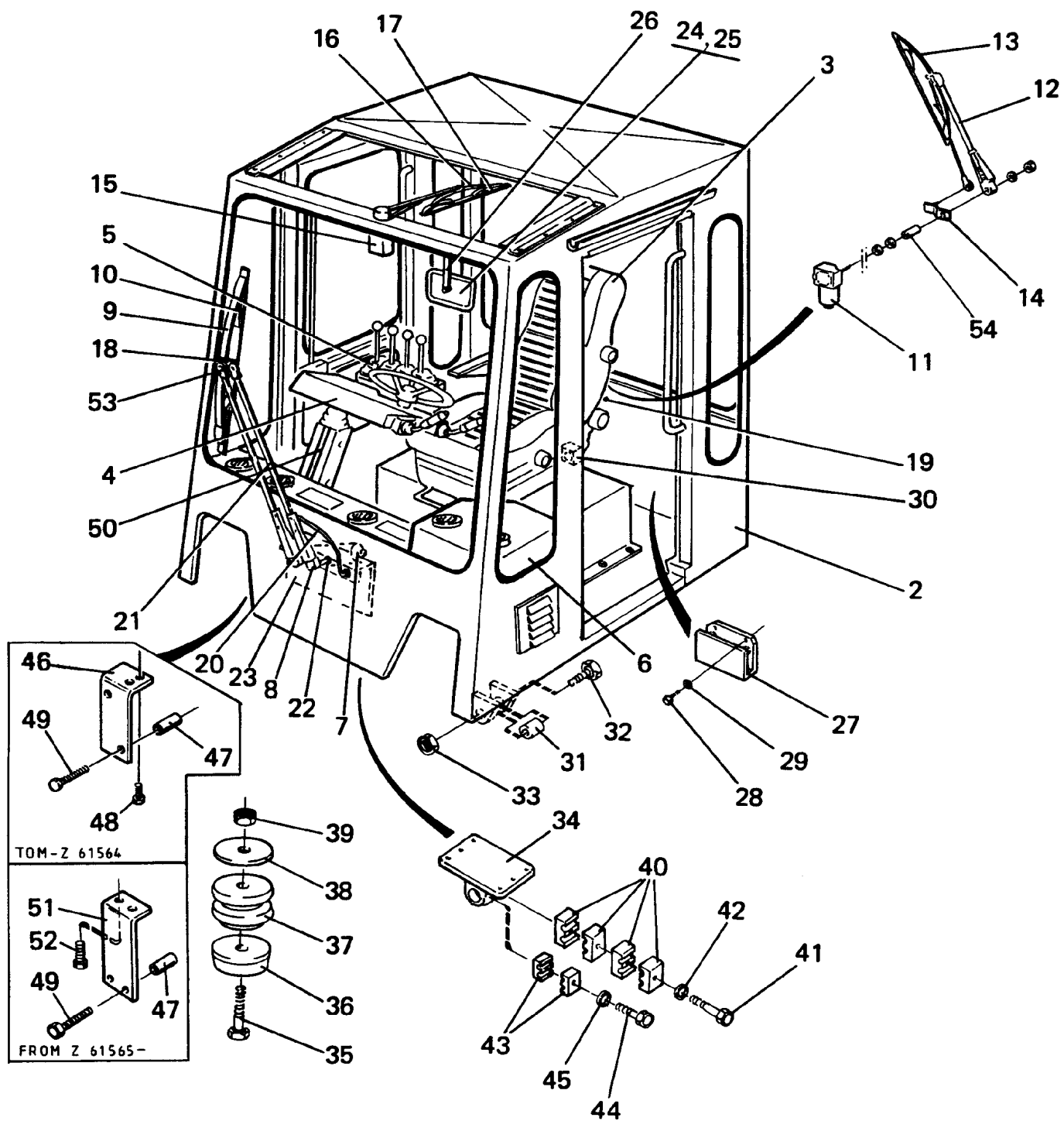
Reservdelar - Spare parts

0220	Utgåva Issue		Bild nr Picture No		Hytt VBFS del 1 A10816.0100		Cab VBFS part 1 A10816.0100	
	980615		15494					
Pos. Fig.	Antal/Quantity			Art nr Part No	Benämning	Description	Sats Kit	Anmärkning Notes
	A108 16. 0100							
0020	1	1		A10816.0100	Hytt	Cab		STOMME/BODY
0080	2	1		A10780.1200	•Hytt	•Cab		STOMME/BODY
0100	3	ERF		922468.0003	•Golvmatta	•Floor mat		
0120	4	ERF		922468.0002	•Isolering	•Insulation		
0140	5	ERF		921364.0004	•Isolering	•Insulation		
0160	6	ERF		922768.0002	•Isolering	•Insulation		
0180	7	ERF		921364.0003	•Isolering	•Insulation		
0200	8	2		407045.0100	•Sparklist	•Kick moulding		
0220	9	1		A07315.0100	•Innertak	•Ceiling		
0240	10	1		A07316.0100	•Tak	•Roof		HÖGER,FRÄMRE SIDA / RIGHT,FRONT SIDE
0260								
0280	11	1		A07316.0200	•Tak	•Roof		VÄNSTER,FRÄMRE SIDA/ LEFT,FRONT SIDE
0300								
0320	12	1		A04796.0100	•List	•List		
0340	13	1		A04797.0100	•List	•List		
0360	14	4		A04798.0100	•List	•List		
0380	15	6		920043.022	•Skruv	•Screw		
0400	16	24		920371.010	•Skruv	•Screw		
0420	17	30		923550.0003	•Bricka	•Washer		
0440	18	1		A09200.0100	•Fäste	•Bracket		
0460	19	6		920042.003	•Skruv	•Screw		
0480	20	2		A10584.0100	•Dropplis	•Drip moulding		
0500	21	20		920926.0001	•Popnit	•Rivet		
0520	22	1		A04820.0100	•Kåpa	•Cover		WIPER MOTOR
0540	23	2		920749.0005	•Skruv	•Screw		
0560	24							NOT USED
0580	25							NOT USED
0600	26							NOT USED
0620	27							NOT USED
0640	28							NOT USED
0660	29							NOT USED
0680	30							NOT USED
0700	31							NOT USED
0720	32							NOT USED
0740	33							NOT USED
0760	34	6		922010.0013	•Täckbricka	•Cover washer		
0780	35	1			•Dörr	•Door		SEE GR 10, PAGE 49
0800	36	1			•Dörr	•Door		SEE GR 10, PAGE 49
0820	37	1		425817.1400	•Takruta	•Top pane		KPL
0840	38	ERF		920934.0001	•Kilgummilist	•Rubber strip		
0860	39	ERF		920932.0001	•Killist	•V-strip		
0880	40	1		A05778.0100	•Frontruta	•Front pane		98)
0900		1		A05778.0400	•Frontruta	•Front pane		99)
0920	41	2		A05775.0100	•Främre sidoruta	•Front side pane		98)
0940		2		A05775.0300	•Främre sidoruta	•Front side pane		99)
0960	42	2		A05776.0100	•Bakre sidoruta	•Rear side pane		98)
0980		2		A05776.0200	•Bakre sidoruta	•Rear side pane		99)
1000	43	1		A05774.0100	•Bakruta	•Rear pane		98)
1020		1		A05774.0200	•Bakruta	•Rear pane		99)
1040	44	2		A03100.0100	•Fästvinkel	•Angle bracket		
1060	45	8		3062	•Skruv	•Screw		
1080	46	8		98151	•Bricka	•Washer		
1100	47	8		920926.0006	•Popnit	•Rivet		
1120	48	1		A09424.0300	•Kåpa	•Cover		
1140	49	1		A10737.0200	•Filter	•Filter		
1160	50	2		98151	•Bricka	•Washer		
1180	51	2		920076.002	•Låsmutter	•Lock nut		
1200	52	1		A10671.0100	•Kåpa	•Cover		
1220	53	1		920749.0001	•Skruv	•Screw		

98. Ofärgat hårdglas. Uncoloured toughened glass.

99. Färgat hårdglas. Coloured toughened glass.

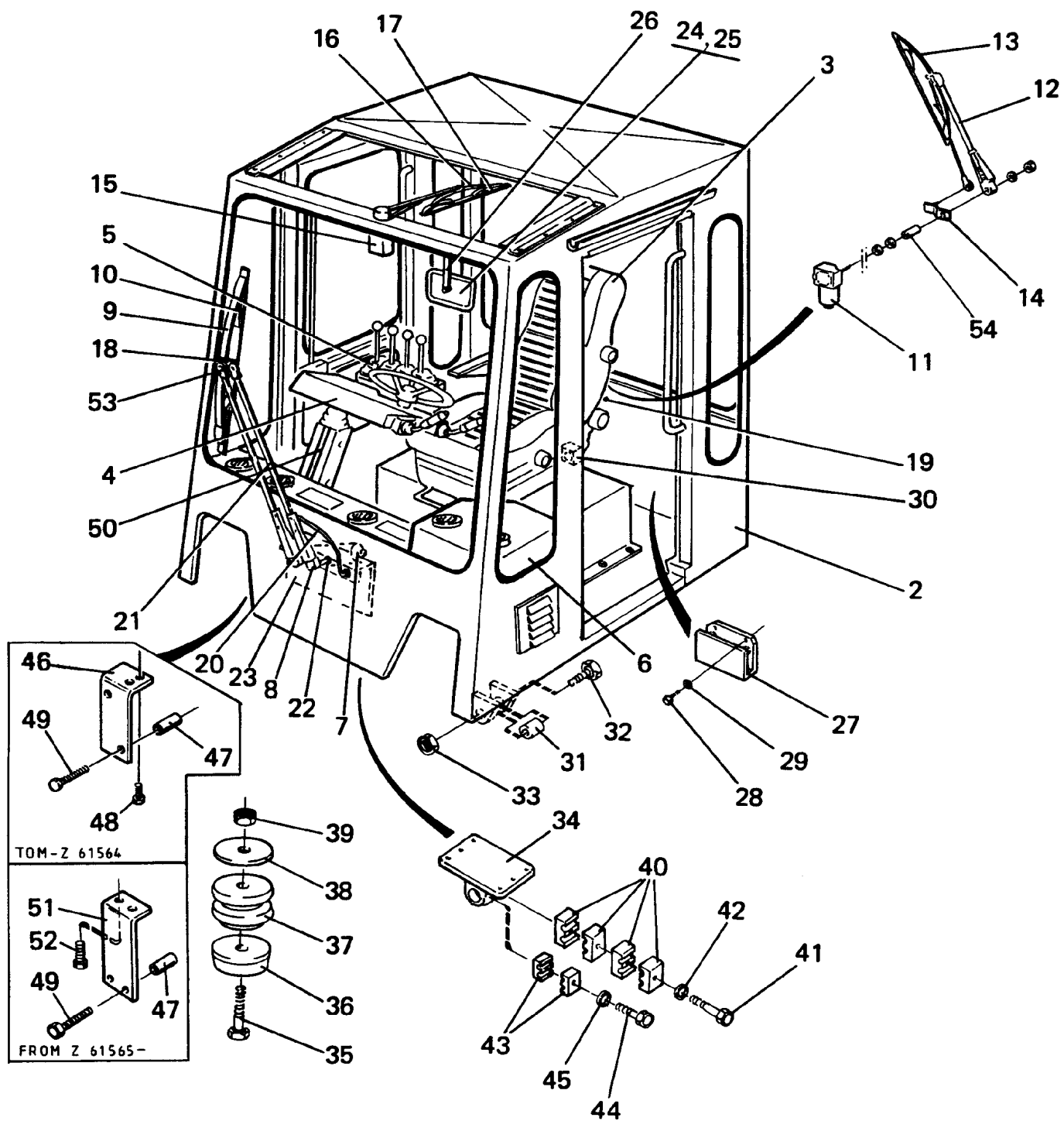
1



Reservdelar - Spare parts

0230	Utgåva Issue		Bild nr Picture No		Hytt VBFS del 2 A10815.0100		Cab VBFS part 2 A10815.0100	
	980615		15495					
Pos. Fig.	Antal/Quantity			Art nr Part No	Benämning	Description	Sats Kit	Anmärkning Notes
	A108 15. 0100							
0020	1	1		A10815.0100	Hytt	Cab		VBFS STOMME/BODY SEE GR 10, PAGE 39 SEE GR 10, PAGE 55 SEE GR 10, PAGE 65 SEE GR 10, PAGE 83 SEE GR 10, PAGE 89 SEE GR 10, PAGE 91 -1993-12-31 SEE GR 10, PAGE 93 1994-01-01-1995-10-01 SEE GR 10, PAGE 93 1995-10-02- SEE GR 10, PAGE 101
0080	2	1		A10816.0100	•Hytt	•Cab		
0090								
0100	3				Förarstol	Driver's seat		
0120	4				Styrpulpet	Control unit		
0140	5				Reglagehylla	Control desk		
0160	6	1		921055.0052	Klimatanl.värmedel	Air conditioning,heating		
0170								
0180		1		921055.0053	Klimatanl.värme/kyla	Ac,heating/cooling		
0181								
0185		1		923690.0001	Klimatanl.värme/kyla	Ac,heating/cooling		SEE GR 10, PAGE 93 1994-01-01-1995-10-01 SEE GR 10, PAGE 93 1995-10-02- SEE GR 10, PAGE 101
0186								
0190		1		923690.0006	Klimatanl.värme/kyla	Ac,heating/cooling		
0191								
0200	7	1		5482	Torkarmotor	Wiper motor		
0220		1		921416.0001	Kontaktstycke,hona	Terminal block,female		
0240	8	1		920888.0001	Torkarm	Wiper arm		
0260		1		5399	•Bygel	•Yoke		
0280	9	1		5401	Torkarblad	Wiper blade		
0300	10	ERF		920234.002	Torkargummi	Wiper rubber strip		
0320	11	1		920890.0002	Torkarmotor	Wiper motor		SEE GR 10, PAGE 113
0340	12	1		920893.0006	Torkarm	Wiper arm		
0360	13	1		920183.011	Torkarblad	Wiper blade		
0380	14	1		920890.0005	Fäste	Bracket		
0400	15	1		920892.0002	Torkarmotor	Wiper motor		
0420	16	1		920894.0003	Torkarm	Wiper arm		
0440	17	1		920183.022	Torkarblad	Wiper blade		
0460	18	2		920170.002	Spolarmunstycke	Jet		
0480	19	1		920170.003	Spolarmunstycke	Jet		
0500	20	ERF		921400.0002	Slang	Hose		
0520	21	3		920900.0002	Klammer	Clamp		SEE GR 10, PAGE 113
0540	22	1		922780.0001	Koppling	Fitting		
0560	23	1		A08343.0100	Skydd	Cover		
0580	24	2		921702.0011	Backspegel	Rear view mirror		
0600	25	1		922357.0027	Skruv	Screw		
0620	26	1		922159.0003	Fäste	Bracket		
0640	27	1		A00004.0100	Dokumentfack	Deed pigeon-hole		
0660	28	2		920749.0002	Skruv	Screw		
0680	29	2		920098.003	Bricka	Washer		
0700	30	2		A06303.0100	Mutter	Nut		
0720	31	2		920702.0005	Dämpare	Pad		SEE GR 10, PAGE 113
0740	32	2		920373.112	Skruv	Screw		
0760	33	2		920076.009	Låsmutter	Lock nut		
0780	34				Fäste	Bracket		
0800	35	2		920042.078	Skruv	Screw		
0820	36	2		425953.0100	Kona	Cone		
0840	37	2		923171.0003	Dämpare	Pad		
0860	38	2		425954.0100	Bricka	Washer		
0880	39	2		920076.007	Låsmutter	Lock nut		
0900	40	4		352670.0500	Överfall	Cap		
0920	41	1		3082	Skruv	Screw		NOT USED
0940	42	1		920098.025	Bricka	Washer		
0960	43	1		352670.0300	Överfall	Cap		
0980	44	1		920099.064	Skruv	Screw		
1000	45	1		98151	Bricka	Washer		
1020	46							
1040	47	2		921984.0002	Distans	Spacer		
1060	48							
1080	49	2		922089.0004	Skruv	Screw		
1100	50	1		A07461.0100	Kabelrör	Cable pipe		
1120	51	1		A10733.0100	Fäste	Bracket		

1



15495

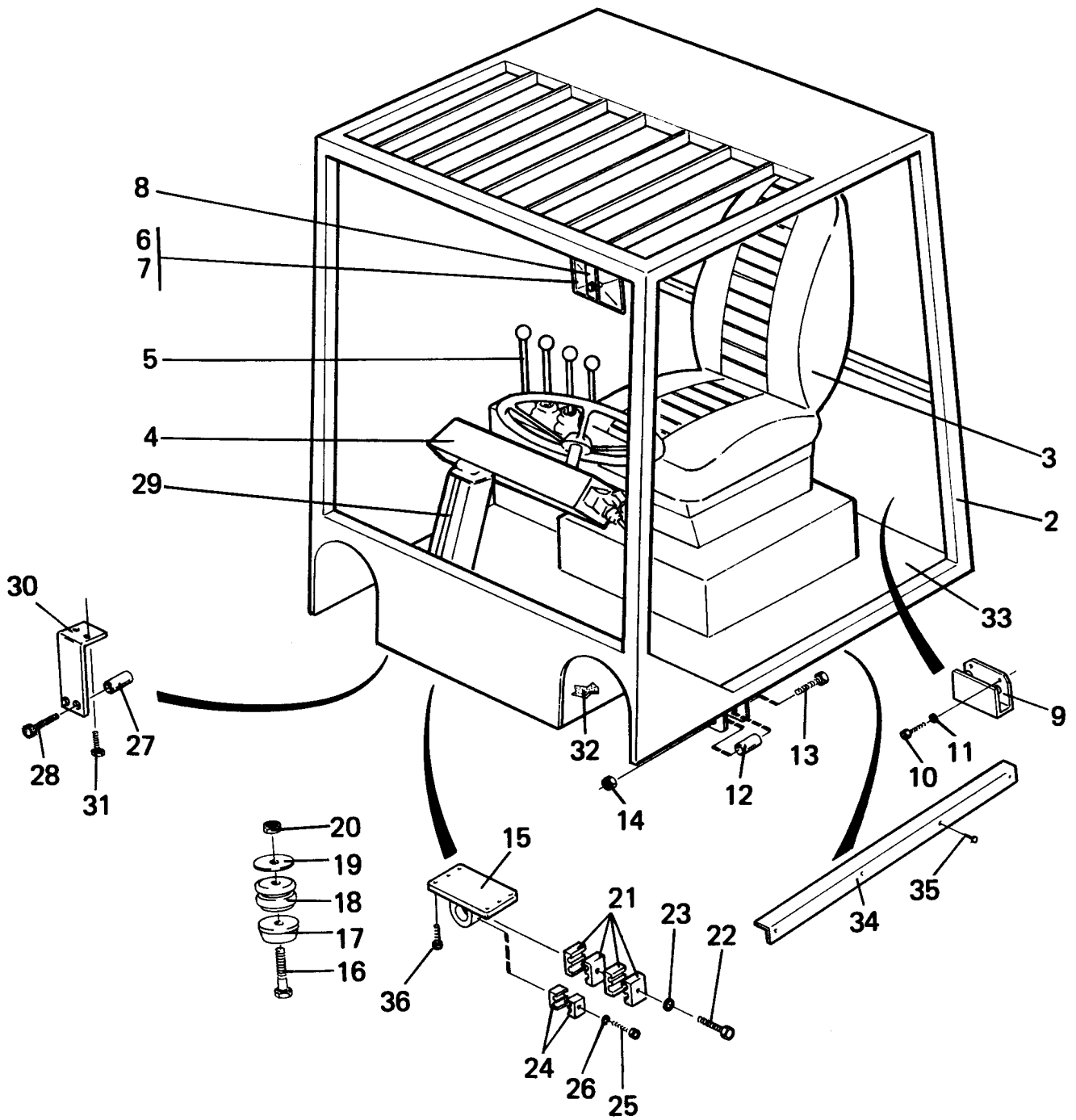


DC 9-16

Reservdelar - Spare parts

0230	Utgåva Issue		Bild nr Picture No		Hytt VBFS del 2 A10815.0100		Cab VBFS part 2 A10815.0100		
	980615		15495						
	Pos. Fig.	Antal/Quantity			Art nr Part No	Benämning	Description	Sats Kit	Anmärkning Notes
		A108 15. 0100							
1140	52	2			3062	Skruv	Screw		
1160	53	1			920181.002	Parallellstycke	Parallel bar		
1180	54	1			A07824.0100	Distans	Spacer		

1

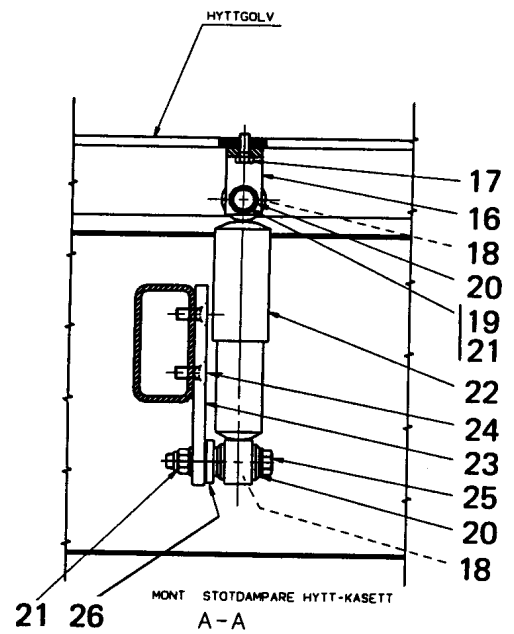
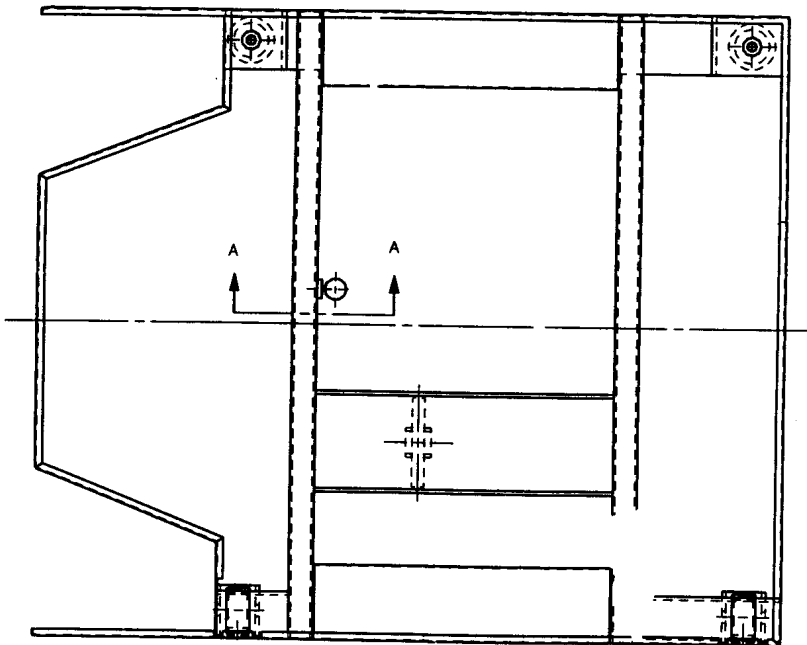
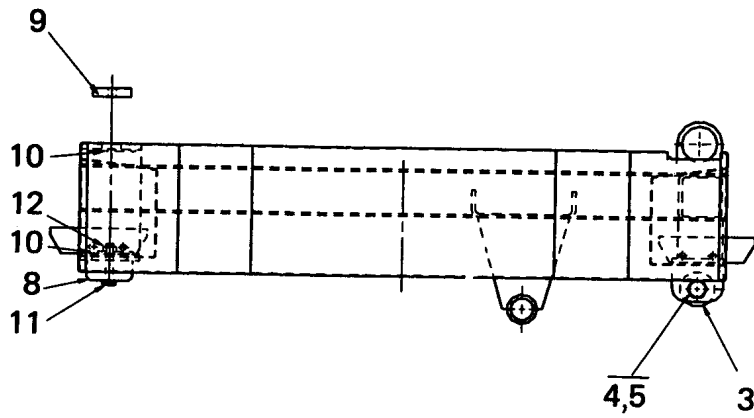
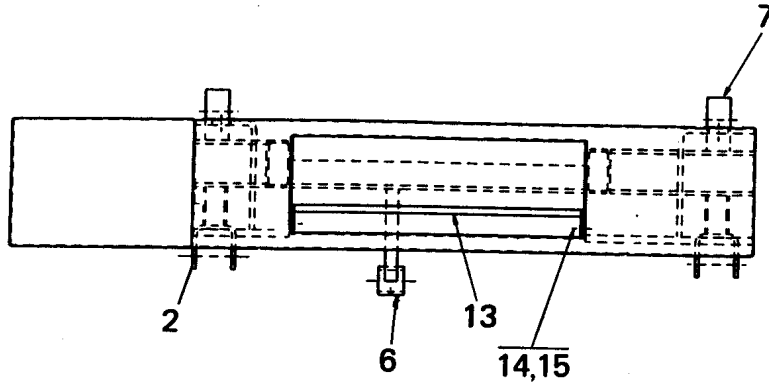


Reservdelar - Spare parts

0240

0240	Utgåva Issue		Bild nr Picture No		Störtbåge A10813.0100		Overhead guard A10813.0100	
	980615		16692					
	Pos. Fig.	Antal/Quantity		Art nr Part No	Benämning	Description	Sats Kit	Anmärkning Notes
			A108 13. 0100					
0040	1		1		A10813.0100	Störtbåge	Overhead guard	KPL STOMME/BODY SEE GR 10, PAGE 55 SEE GR 10, PAGE 63 SEE GR 10, PAGE 83
0095	2		1		A09662.0100	•Störtbåge	•Overhead guard	
0100	3					Förarstol	Driver's seat	
0120	4					Styrpulpet	Control unit	SEE GR 10, PAGE 63 SEE GR 10, PAGE 83
0140	5					Reglagehylla	Control desk	
0580	6		1		921702.0008	Backspegel	Rear view mirror	
0600	7		1		922357.0027	Skruv	Screw	SEE GR 10, PAGE 113
0620	8		1		922159.0003	Fäste	Bracket	
0640	9		1		A00004.0100	Dokumentfack	Deed pigeon-hole	
0660	10		2		920749.0002	Skruv	Screw	SEE GR 10, PAGE 113
0680	11		2		920098.003	Bricka	Washer	
0720	12		2		920702.0005	Dämpare	Pad	
0740	13		2		920373.112	Skruv	Screw	SEE GR 10, PAGE 113
0760	14		2		920076.009	Låsmutter	Lock nut	
0780	15					Fäste	Bracket	
0800	16		2		920042.078	Skruv	Screw	SEE GR 10, PAGE 113
0820	17		2		425953.0100	Kona	Cone	
0840	18		2		923171.0003	Dämpare	Pad	
0860	19		2		425954.0100	Bricka	Washer	SEE GR 10, PAGE 113
0880	20		2		920076.007	Låsmutter	Lock nut	
0900	21		4		352670.0500	Överfall	Cap	
0920	22		1		3082	Skruv	Screw	SEE GR 10, PAGE 113
0940	23		1		920098.025	Bricka	Washer	
0960	24		1		352670.0300	Överfall	Cap	
0980	25		1		920099.064	Skruv	Screw	SEE GR 10, PAGE 113
1000	26		1		98151	Bricka	Washer	
1040	27		2		921984.0002	Distans	Spacer	
1080	28		2		922089.0004	Skruv	Screw	SEE GR 10, PAGE 113
1100	29		1		A07461.0200	Kabelrör	Cable pipe	
1120	30		1		A10733.0100	Fäste	Bracket	
1140	31		2		3062	Skruv	Screw	SEE GR 10, PAGE 113
1160	32		ERF		921364.0004	Isolering	Insulation	
1180	33		1		A07317.0200	Durkmatta	Floor mat	
1200			ERF		922468.0003	•Gummimatta	•Rubber mat	KPL TJL=3 KPL TJL=3
1220			1		A07318.0200	Blymatta	Lead mat	
1240			ERF		922468.0002	•Blymatta	•Lead mat	
1260	34		2		407045.2300	Sparklist	Kick moulding	KPL TJL=3
1280	35		20		920926.0001	Popnit	Rivet	
1300	36		6		920042.003	Skruv	Screw	

①

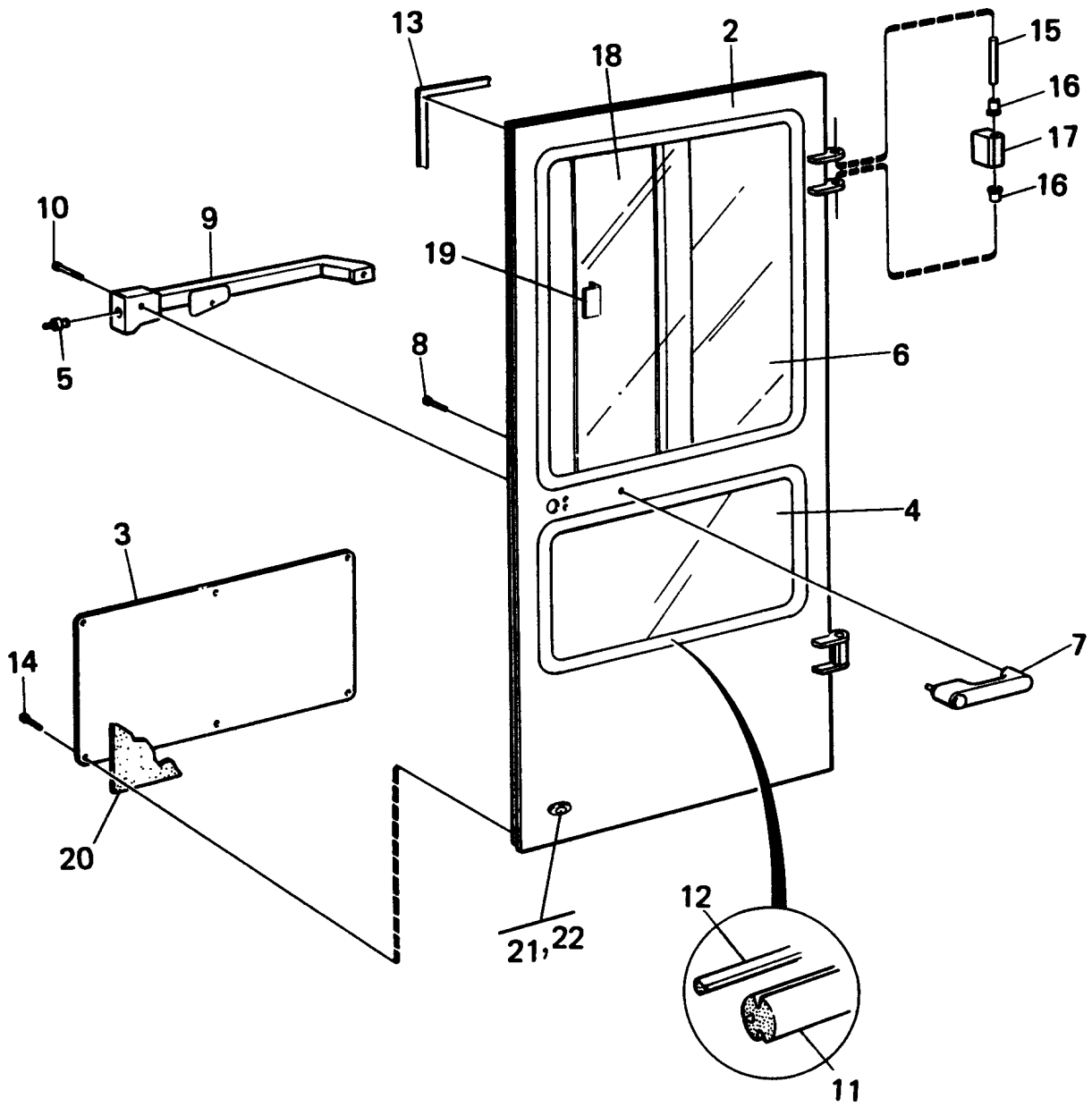


Reservdelar - Spare parts

0245

Utgåva Issue		Bild nr Picture No		Hyttförhöjning 300mm A07333.0100		Cab raising 300mm A07333.0100		
980615		23488						
Pos. Fig.	Antal/Quantity			Art nr Part No	Benämning	Description	Sats Kit	Anmärkning Notes
1	1			A07333.0100	Hyttförhöjning	Cab raising		KPL
2	2			A05760.0100	•Fäste	•Bracket		
3	2			457625.0100	•Bussning	•Bushing		
4	2			920373.112	•Skruv	•Screw		
5	2			920076.009	•Låsmutter	•Lock nut		
6	1			307542.0100	•Fäste	•Bracket		
7	2			A07447.0100	•Fäste	•Bracket		
8	2			A08868.0100	•Styrning	•Guide		
9	2			A07448.0100	•Distans	•Spacer		
10	4			425954.0100	•Bricka	•Washer		
11	2			920042.078	•Skruv	•Screw		
12	2			920068.001	•Mutter	•Nut		
13	2			A01196.0100	•Fotsteg	•Footstep		
14	8			922357.0040	•Skruv	•Screw		
15	8			920068.0008	•Mutter	•Nut		
16	1			A11924.0100	•Fäste	•Bracket		
17	2			920099.027	•Skruv	•Screw		
18	2			A08773.0100	•Hylsa	•Sleeve		
19	1			3119	•Skruv	•Screw		
20	5			920098.009	•Bricka	•Washer		
21	2			5590	•Mutter	•Nut		
22	1			920015.005	•Dämpare	•Pad		
23	1			A11923.0100	•Fäste	•Bracket		
24	2			920043.046	•Skruv	•Screw		
25	1			3120	•Skruv	•Screw		
26	1			920165.007	•Bricka	•Washer		

①



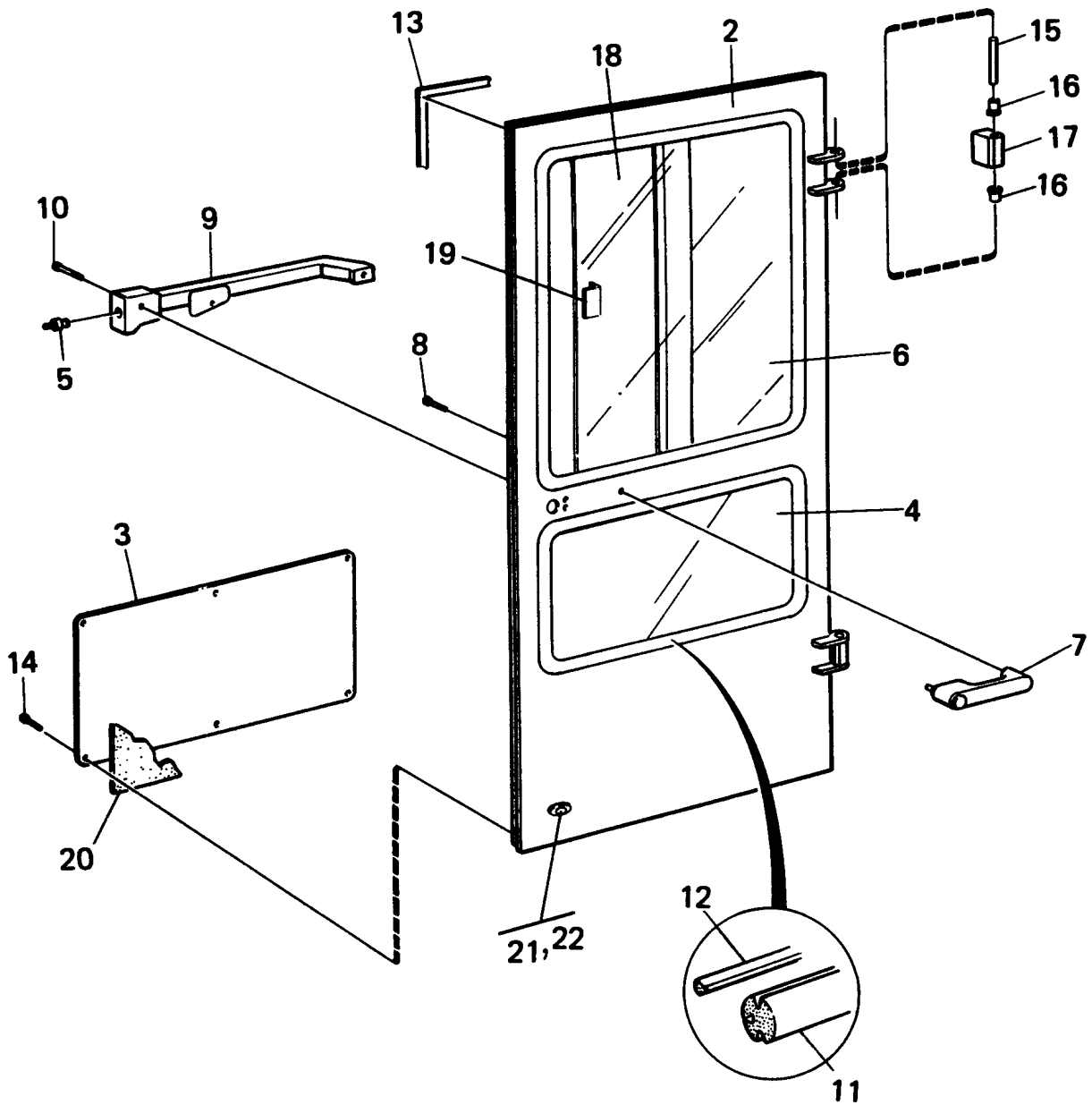
Reservdelar - Spare parts

0250	Utgåva Issue 980615		Bild nr Picture No 15657		Dörr komplett för hytt STD A05770.xxxx		Door complete for cab STD A05770.xxxx		
	Pos. Fig.	Antal/Quantity			Art nr Part No	Benämning	Description	Sats Kit	Anmärkning Notes
		H	V						
0020	1	1			A05770.0200	Dörr	Door		76,77) H,KPL
0040		1			A05770.0400	Dörr	Door		76,77) H,KPL ANTISAN
0060		1			A05770.0500	Dörr	Door		76,77) H,KPL SKJUT- RUTA/SLIDING PANE
0080									
0100		1			A05770.0600	Dörr	Door		76,77) H,KPL SKJUT- RUTA/SLIDING PANE
0120									ANTISAN
0140									
0160			1		A05770.0100	Dörr	Door		76,77) V,KPL SKJUT- RUTA/SLIDING PANE
0180									
0220			1		A05770.0300	Dörr	Door		76,77) V,KPL SKJUT- RUTA/SLIDING PANE
0240									ANTISAN
0260									
0280	2	1			A05761.0200	•Dörr	•Door		H
0300			1		A05761.0100	•Dörr	•Door		V
0320	3	1	1		A05769.0100	•Plåt	•Plate		
0340	4	1	1		A05771.0100	•Dörruta	•Door pane		OFÄRGAD/UNCOLOURED
0360		1	1		A05771.0200	•Dörruta	•Door pane		ANTISAN
0380	5	1	1		923455.0002	•Låsstift	•Locking pin		
0400	6	1			A05773.0100	•Dörruta	•Door pane		OFÄRGAD/UNCOLOURED
0420		1			A05773.0200	•Dörruta	•Door pane		ANTISAN
0520	7	1	1		923455.0001	•Ytterhandtag	•Outer handle		
0540	8	3	3		99121	•Skruv	•Screw		
0560	9	1	1		923455.0003	•Innerhandtag	•Inner handle		H
0580		1	1		923455.0005	•Innerhandtag	•Inner handle		V
0600	10	3	3		920043.064	•Skruv	•Screw		
0620	11	ERF	ERF		920934.0001	•Gummilist	•Rubber strip		
0640	12	ERF	ERF		920932.0001	•Gummilist	•Rubber strip		
0660	13	ERF	ERF		920946.0012	•Dörrlist	•Door gasket		
0680	14	6	6		99024	•Skruv	•Screw		
0700	15	2	2		922670.0003	•Pinne	•Pin		
0720	16	4	4		923464.0001	•Lager	•Bearing		
0740	17	2	2		A02897.0100	•Hållare	•Holder		
0760	18	1			A05772.0200	•Skjutruta	•Sliding pane		OFÄRGAD/UNCOLOURED
0780		1			923436.0372	••Skjutruta	••Sliding pane		OFÄRGAD/UNCOLOURED
0800		1			A05772.0400	•Skjutruta	•Sliding pane		ANTISAN
0820		1			923436.0374	••Skjutruta	••Sliding pane		ANTISAN
0840			1		A05772.0100	•Skjutruta	•Sliding pane		OFÄRGAD/UNCOLOURED
0860			1		923436.0371	••Skjutruta	••Sliding pane		OFÄRGAD/UNCOLOURED
0880			1		A05772.0300	•Skjutruta	•Sliding pane		ANTISAN
0900			1		923436.0373	••Skjutruta	••Sliding pane		ANTISAN
0920	19	1	1		922432.0001	••Handtag	••Handle		
0940	20	ERF	ERF		921364.0003	•Isolering	•Insulation		
0960	21	1	1		90196	Dörrhållare	Door holder		METALL/STEEL
0980		1	1		90195	Dörrhållare	Door holder		GUMMI/RUBBER
1000	22	2	2		920517.0018	Skruv	Screw		

76. Ingående delar kommer endast att levereras grundlackerade Integral parts will only be delivered primed

77. Kan levereras lackerade mot pristillägg Can be delivered painted with a price addition

①



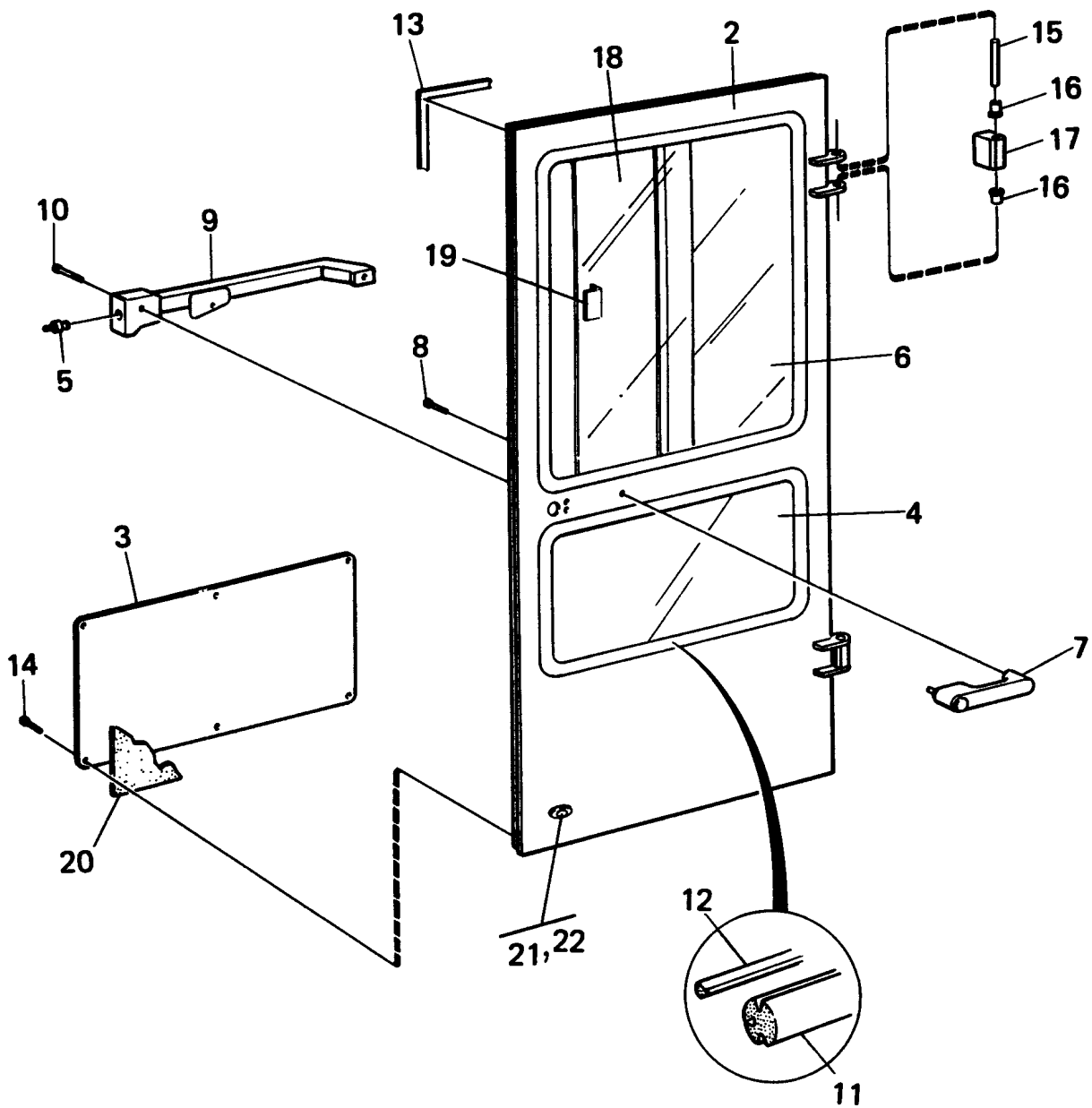
Reservdelar - Spare parts

0255	Utgåva Issue 980615		Bild nr Picture No 15657		Dörr komplett för hytt HH=150 A05770.xxxx		Door complete for cab HH=150 A05770.xxxx		
	Pos. Fig.	Antal/Quantity			Art nr Part No	Benämning	Description	Sats Kit	Anmärkning Notes
		H	V						
0020	1	1			A05770.1800	Dörr	Door		76,77) H,KPL
0040		1			A05770.2400	Dörr	Door		76,77) H,KPL ANTISAN
0060		1			A05770.2100	Dörr	Door		76,77) H,KPL SKJUT- RUTA/SLIDING PANE
0080									
0100		1			A05770.1600	Dörr	Door		76,77) H,KPL SKJUT- RUTA/SLIDING PANE
0120									ANTISAN
0140									
0160			1		A05770.1700	Dörr	Door		76,77) V,KPL SKJUT- RUTA/SLIDING PANE
0180									
0220			1		A05770.1500	Dörr	Door		76,77) V,KPL SKJUT- RUTA/SLIDING PANE
0240									ANTISAN
0260									
0280	2	1			A05761.0900	•Dörr	•Door		H
0300			1		A05761.1000	•Dörr	•Door		V
0320	3	1	1		A05769.0100	•Plåt	•Plate		
0340	4	1	1		A08294.0100	•Dörruta	•Door pane		OFÄRGAD/UNCOLOURED
0360		1	1		A08294.0200	•Dörruta	•Door pane		ANTISAN
0380	5	1	1		923455.0002	•Låsstift	•Locking pin		
0400	6	1			A05773.0100	•Dörruta	•Door pane		OFÄRGAD/UNCOLOURED
0420		1			A05773.0200	•Dörruta	•Door pane		ANTISAN
0520	7	1	1		923455.0001	•Ytterhandtag	•Outer handle		
0540	8	3	3		99121	•Skruv	•Screw		
0560	9	1	1		923455.0003	•Innerhandtag	•Inner handle		H
0580		1	1		923455.0005	•Innerhandtag	•Inner handle		V
0600	10	3	3		920043.064	•Skruv	•Screw		
0620	11	ERF	ERF		920934.0001	•Gummilist	•Rubber strip		
0640	12	ERF	ERF		920932.0001	•Gummilist	•Rubber strip		
0660	13	ERF	ERF		920946.0012	•Dörrlist	•Door gasket		
0680	14	6	6		99024	•Skruv	•Screw		
0700	15	2	2		922670.0003	•Pinne	•Pin		
0720	16	4	4		923464.0001	•Lager	•Bearing		
0740	17	2	2		A02897.0100	•Hållare	•Holder		
0760	18	1			A05772.0200	•Skjutruta	•Sliding pane		OFÄRGAD/UNCOLOURED
0780		1			923436.0372	••Skjutruta	••Sliding pane		OFÄRGAD/UNCOLOURED
0800		1			A05772.0400	•Skjutruta	•Sliding pane		ANTISAN
0820		1			923436.0374	••Skjutruta	••Sliding pane		ANTISAN
0840			1		A05772.0100	•Skjutruta	•Sliding pane		OFÄRGAD/UNCOLOURED
0860			1		923436.0371	••Skjutruta	••Sliding pane		OFÄRGAD/UNCOLOURED
0880			1		A05772.0300	•Skjutruta	•Sliding pane		ANTISAN
0900			1		923436.0373	••Skjutruta	••Sliding pane		ANTISAN
0920	19	1	1		922432.0001	••Handtag	••Handle		
0940	20	ERF	ERF		921364.0003	•Isolering	•Insulation		
0960	21	1	1		90196	Dörrhållare	Door holder		METALL/STEEL
0980		1	1		90195	Dörrhållare	Door holder		GUMMI/RUBBER
1000	22	2	2		920517.0018	Skruv	Screw		

76. Ingående delar kommer endast att levereras grundlackerade Integral parts will only be delivered primed

77. Kan levereras lackerade mot pristillägg Can be delivered painted with a price addition

①

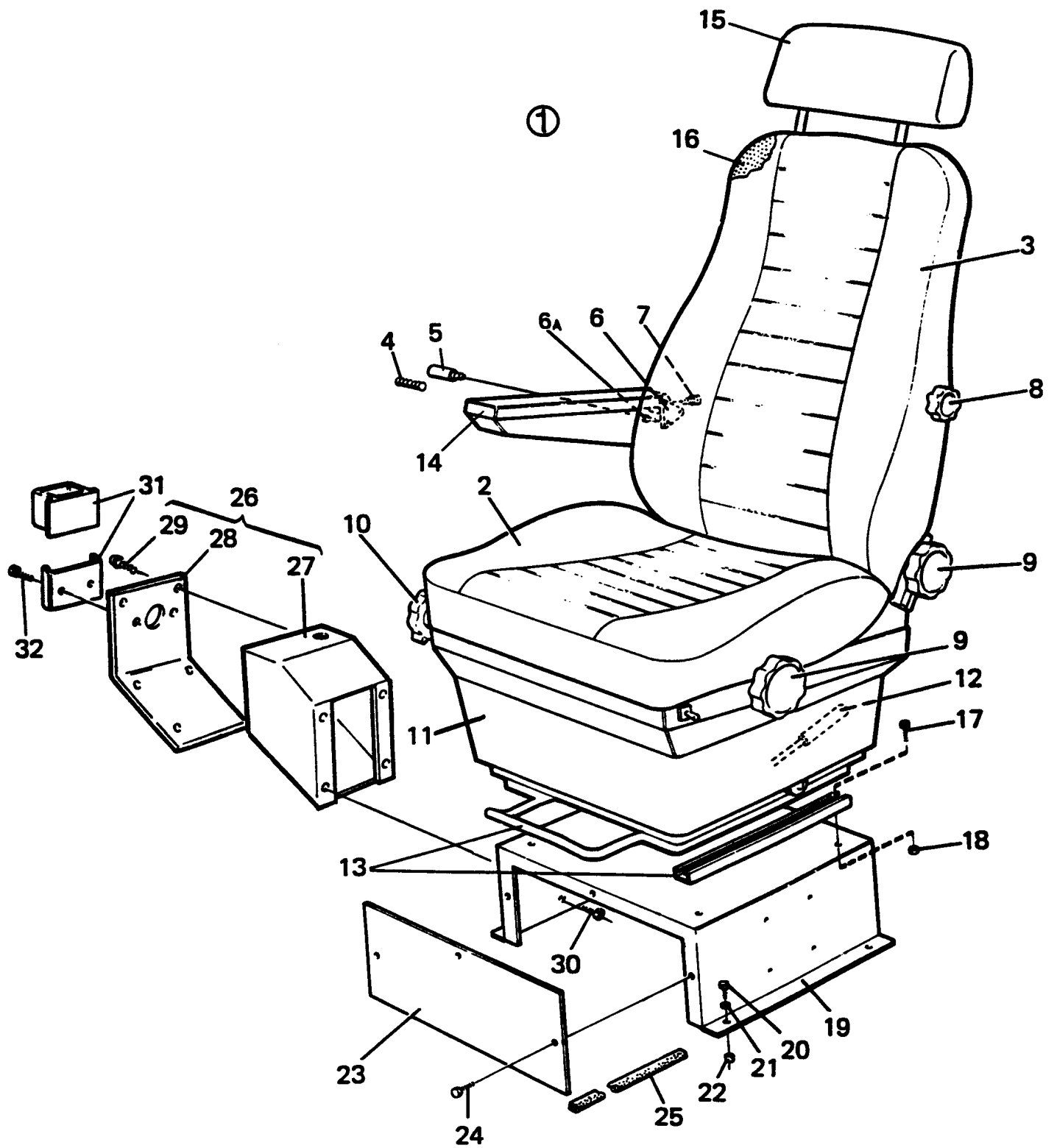


Reservdelar - Spare parts

0260	Utgåva Issue		Bild nr Picture No		Dörr komplett för hytt HH=350 A05770.xxxx		Door complete for cab HH=350 A05770.xxxx		
	Pos. Fig.	Antal/Quantity			Art nr Part No	Benämning	Description	Sats Kit	Anmärkning Notes
		H	V						
0040	1	1			A05770.2700	Dörr	Door		76,77) H,KPL ANTISAN
0060		1			A05770.3300	Dörr	Door		76,77) H,KPL SKJUT- RUTA/SLIDING PANE
0080									
0100		1			A05770.2200	Dörr	Door		76,77) H,KPL SKJUT- RUTA/SLIDING PANE
0120									
0140									
0160			1		A05770.3200	Dörr	Door		76,77) V,KPL SKJUT- RUTA/SLIDING PANE
0180									
0220			1		A05770.2300	Dörr	Door		76,77) V,KPL SKJUT- RUTA/SLIDING PANE
0240									
0260									
0280	2	1			A05761.1200	•Dörr	•Door		H
0300			1		A05761.1100	•Dörr	•Door		V
0320	3	1	1		A05769.0100	•Plåt	•Plate		
0340	4	1	1		A08294.0100	•Dörruta	•Door pane		OFÄRGAD/UNCOLOURED
0360		1	1		A08294.0200	•Dörruta	•Door pane		ANTISAN
0380	5	1	1		923455.0002	•Låsstift	•Locking pin		
0400	6	1			A05773.0100	•Dörruta	•Door pane		OFÄRGAD/UNCOLOURED
0420		1			A05773.0200	•Dörruta	•Door pane		ANTISAN
0520	7	1	1		923455.0001	•Ytterhandtag	•Outer handle		
0540	8	3	3		99121	•Skruv	•Screw		
0560	9	1	1		923455.0003	•Innerhandtag	•Inner handle		H
0580		1	1		923455.0005	•Innerhandtag	•Inner handle		V
0600	10	3	3		920043.064	•Skruv	•Screw		
0620	11	ERF	ERF		920934.0001	•Gummilist	•Rubber strip		
0640	12	ERF	ERF		920932.0001	•Gummilist	•Rubber strip		
0660	13	ERF	ERF		920946.0012	•Dörrlist	•Door gasket		
0680	14	6	6		99024	•Skruv	•Screw		
0700	15	3	3		922670.0003	•Pinne	•Pin		
0720	16	6	6		923464.0001	•Lager	•Bearing		
0740	17	3	3		A02897.0100	•Hållare	•Holder		
0760	18	1			A05772.0200	•Skjutruta	•Sliding pane		OFÄRGAD/UNCOLOURED
0780		1			923436.0372	••Skjutruta	••Sliding pane		OFÄRGAD/UNCOLOURED
0800		1			A05772.0400	•Skjutruta	•Sliding pane		ANTISAN
0820		1			923436.0374	••Skjutruta	••Sliding pane		ANTISAN
0840			1		A05772.0100	•Skjutruta	•Sliding pane		OFÄRGAD/UNCOLOURED
0860			1		923436.0371	••Skjutruta	••Sliding pane		OFÄRGAD/UNCOLOURED
0880			1		A05772.0300	•Skjutruta	•Sliding pane		ANTISAN
0900			1		923436.0373	••Skjutruta	••Sliding pane		ANTISAN
0920	19	1	1		922432.0001	••Handtag	••Handle		
0940	20	ERF	ERF		921364.0003	•Isolering	•Insulation		
0960	21	1	1		90196	Dörrhållare	Door holder		METALL/STEEL
0980		1	1		90195	Dörrhållare	Door holder		GUMMI/RUBBER
1000	22	2	2		920517.0018	Skruv	Screw		

76. Ingående delar kommer endast att levereras grundlackerade Integral parts will only be delivered primed

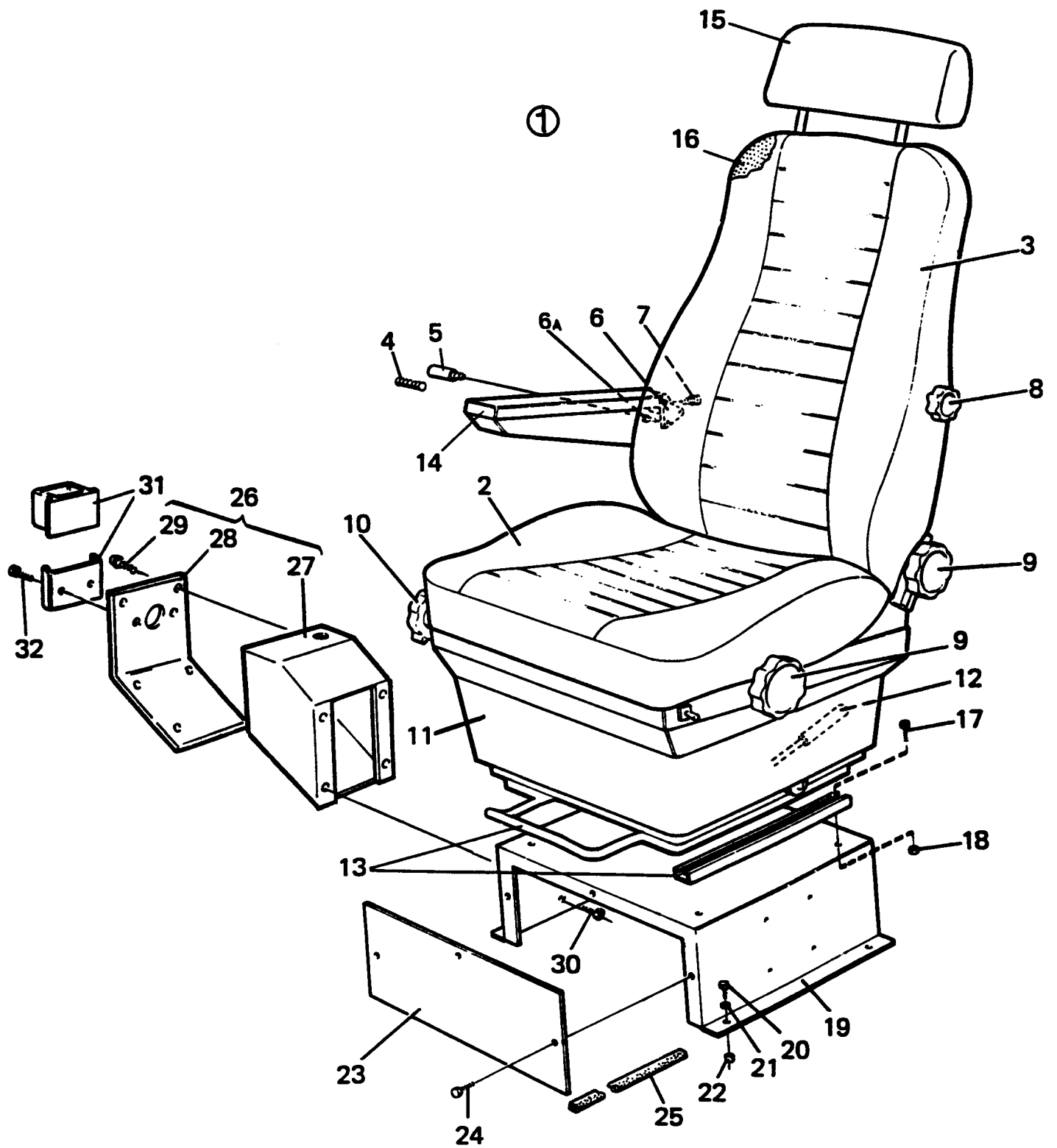
77. Kan levereras lackerade mot pristillägg Can be delivered painted with a price addition



Reservdelar - Spare parts

0300

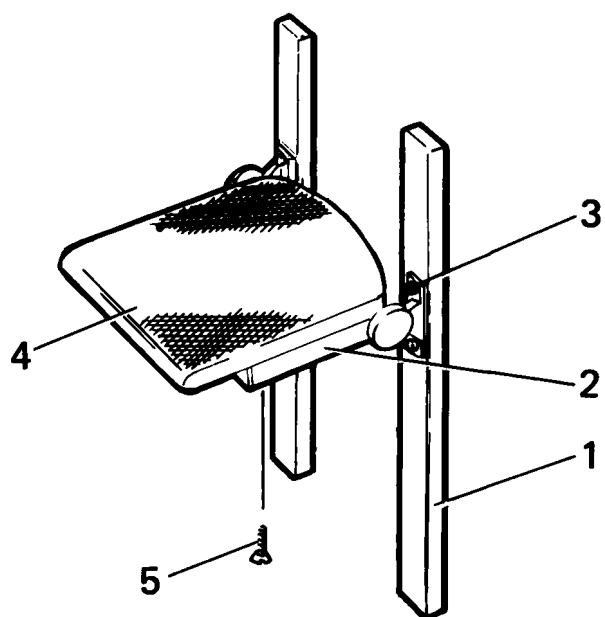
0300	Utgåva Issue		Bild nr Picture No		Förarstol		Driver's seat		
	980615		15498						
	Pos. Fig.	Antal/Quantity			Art nr Part No	Benämning	Description	Sats Kit	Anmärkning Notes
0020	1	1			920741.0017	Förarstol	Driver's seat		LUFTFJ./PNEU.SPRING SV.TYGKL/BLACK CLOTH. MEK.FJÄDR/MEC.SPRING SV.TYGKL/BLACK CLOTH. MEK.FJÄDR/MEC.SPRING SV.TYGKL/BLACK CLOTH. MEK.FJÄDR/MEC.SPRING SV.GALON/BLACK GALON LUFTFJ./PNEU.SPRING SV.GALON/BLACK GALON MEK.FJÄDR/MEC.SPRING SV.TYGKL/BLACK CLOTH. VBFS KPL,SVART/BLACK VELOUR,FOR 920741. 0017, .0018 AND .0035 KPL SVART/BLACK GALON FOR 920741.0030 KPL SVART/BLACK GALON FOR 920741.0039 KPL M.SVANKSTÖD/WITH LUMBAR SUPPORT FOR 920741.0017 AND .0018 KPL M.SVANKSTÖD/WITH LUMBAR SUPPORT FOR 920741.0030 KPL SVART/BLACK GALON FOR 920741.0039 KPL M.SVANKSTÖD/WITH LUMBAR SUPPORT FOR 920741.0035 F. ARMSTÖD/TO ARMREST SVANKJUST/ADJ.LUMBAR KPL,FOR 920741.0017, .0034 AND .0039 KPL,FOR 920741.0018 F.LUFTFJ/PNEU.SPRING KPL,SLIDE LEFT + SLIDE RIGHT + HANDLE V,KPL H,KPL SVART/BLACK BLÅTT/BLUE BLÅTT/BLUE FOR 920741.0035 M6S 8X20 M6M M8
0040									
0060		1			920741.0018	Förarstol	Driver's seat		
0080									
0090		1			920741.0085	Förarstol m. 2p-bälte	Driver-seat w.safety belt		
0091									
0100		1			920741.0030	Förarstol	Driver's seat		
0120									
0140		1			920741.0039	Förarstol	Driver's seat		
0160									
0180		1			920741.0035	Förarstol	Driver's seat		
0181									
0182									
0200	2	1			923108.0733	•Sits	•Seat		
0201									
0202									
0220		1			923108.0735	•Sits	•Seat		
0221									
0225		1			920741.0033	•Sits	•Seat		
0226									
0240	3	1			923108.0732	•Ryggstöd	•Back rest		
0260									
0261									
0280		1			923108.0737	•Ryggstöd	•Back rest		
0300									
0301									
0320		1			920741.0032	•Ryggstöd	•Back rest		
0321									
0330		1			923108.0734	•Ryggstöd	•Back rest		
0331									
0332									
0340	4	1			920741.0049	•Skruv	•Screw		
0380	5	1			920741.0050	•Skruv	•Screw		
0390	6	1			920741.0024	•Fäste	•Bracket		
0395	6A	3			922357.0015	•Skruv	•Screw		
0400	7	1			920741.0028	•Justerskruv	•Adjustment screw		
0420	8	1			920741.0025	•Ratt	•Steering wheel		
0440	9	2			920741.0026	•Ratt	•Steering wheel		
0460	10	1			920741.0027	•Justerratt	•Adjustment knob		
0480	11	1			923458.0053	•Stolunderrede	•Seat body		
0485									
0490		1			923458.0054	•Stolunderrede	•Seat body		
0500	12	1			920741.0023	•Stötdämpare	•Bumper		
0520	13	1			920741.0057	•Skena	•Rail		
0525									
0530	14	1			923108.0546	Armstöd	Arm rest		
0535		1			923108.0547	Armstöd	Arm rest		
0540		1			920741.0046	•Platta	•Plate		
0550	15	1			922817.0002	Nackstöd	Head rest		
0555	16	ERF			923120.0038	Överdrag	Covering		
0557		ERF			923108.0758	Överdrag	Covering		
0558									
0560	17	4			920099.027	Skruv	Screw		
0580	18	4			3052	Mutter	Nut		
0600	19	1			A05783.0100	Låda	Box		
0620	20	6			920099.021	Skruv	Screw		
0640	21	6			920098.025	Bricka	Washer		
0650	22	5			3052	Mutter	Nut		
0660	23	1			A05784.0100	Lucka	Cover lid		
0680	24	3			3061	Skruv	Screw		
0690	25	ERF			920946.0002	Kantlist	Edge list		



Reservdelar - Spare parts
10
57

0300

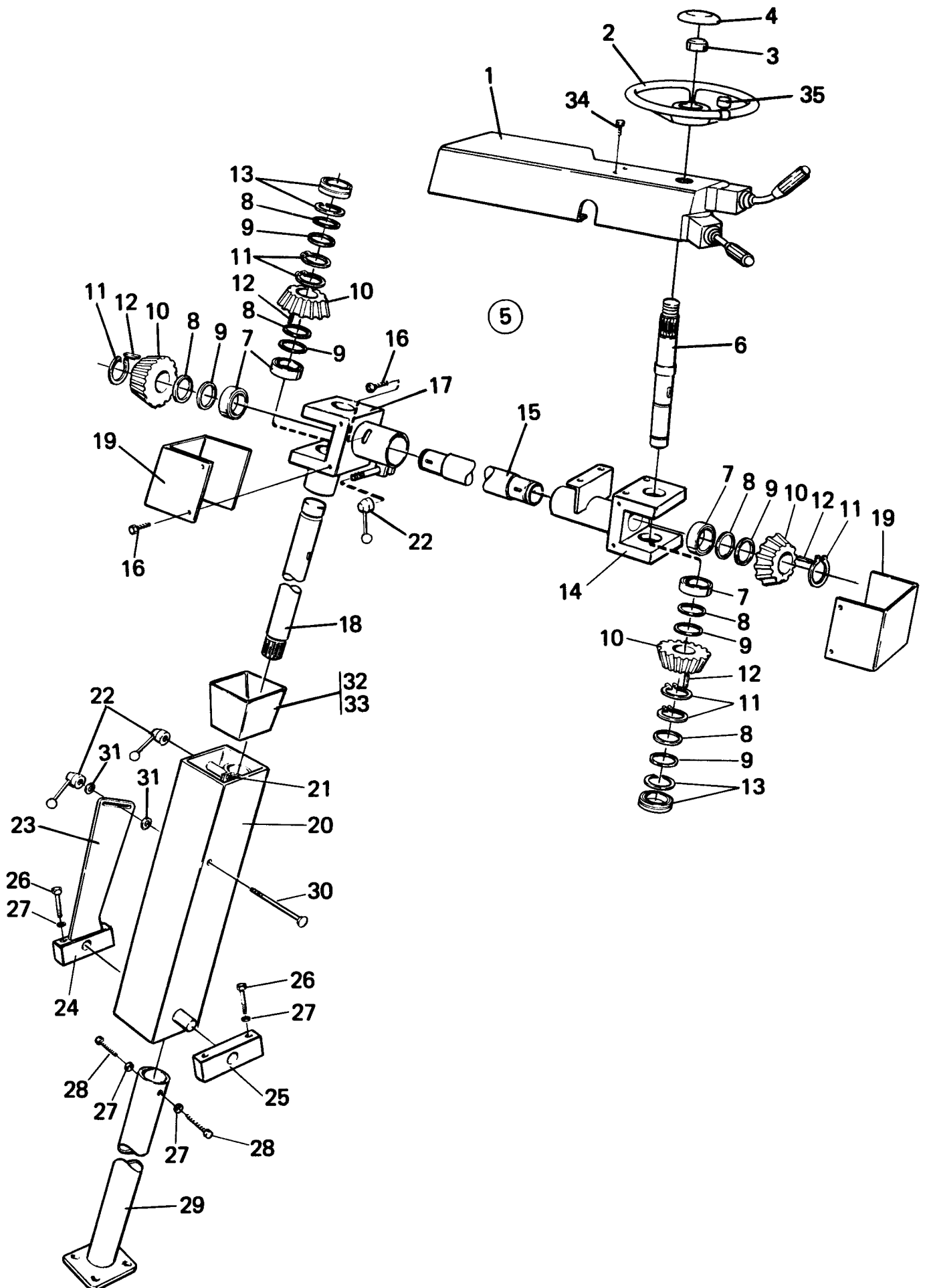
Utgåva Issue		Bild nr Picture No		Förrarstol		Driver's seat		
980615		15498						
Pos. Fig.	Antal/Quantity			Art nr Part No	Benämning	Description	Sats Kit	Anmärkning Notes
26	1			A08471.0100	Manöverbox	Operating box		KPL
27	1			A08472.0100	•Manöverbox	•Operating box		
28	1			A08469.0100	•Lucka	•Cover lid		
29	6			920749.0002	•Skruv	•Screw		
30	4			3062	Skruv	Screw		
31	1			920141.003	Askkopp	Ash tray		
32	3			920517.0004	Skruv	Screw		



Reservdelar - Spare parts
10
59

0320

Utgåva Issue		Bild nr Picture No		Montering,fällbar sits A02131.0200		Mounting,Folding seat A02131.0200		
980615		21671						
Pos. Fig.	Antal/Quantity			Art nr Part No	Benämning	Description	Sats Kit	Anmärkning Notes
1	2			A02131.0200	Montering	Mounting		DRAWING
2	1			A02144.0200	Konsol	Bracket		
3	4			921655.0001	Fäste	Bracket		
4	1			920099.027	Skruv	Screw		
5	4			920866.0003	Sits	Seat		
				920043.044	Skruv	Screw		

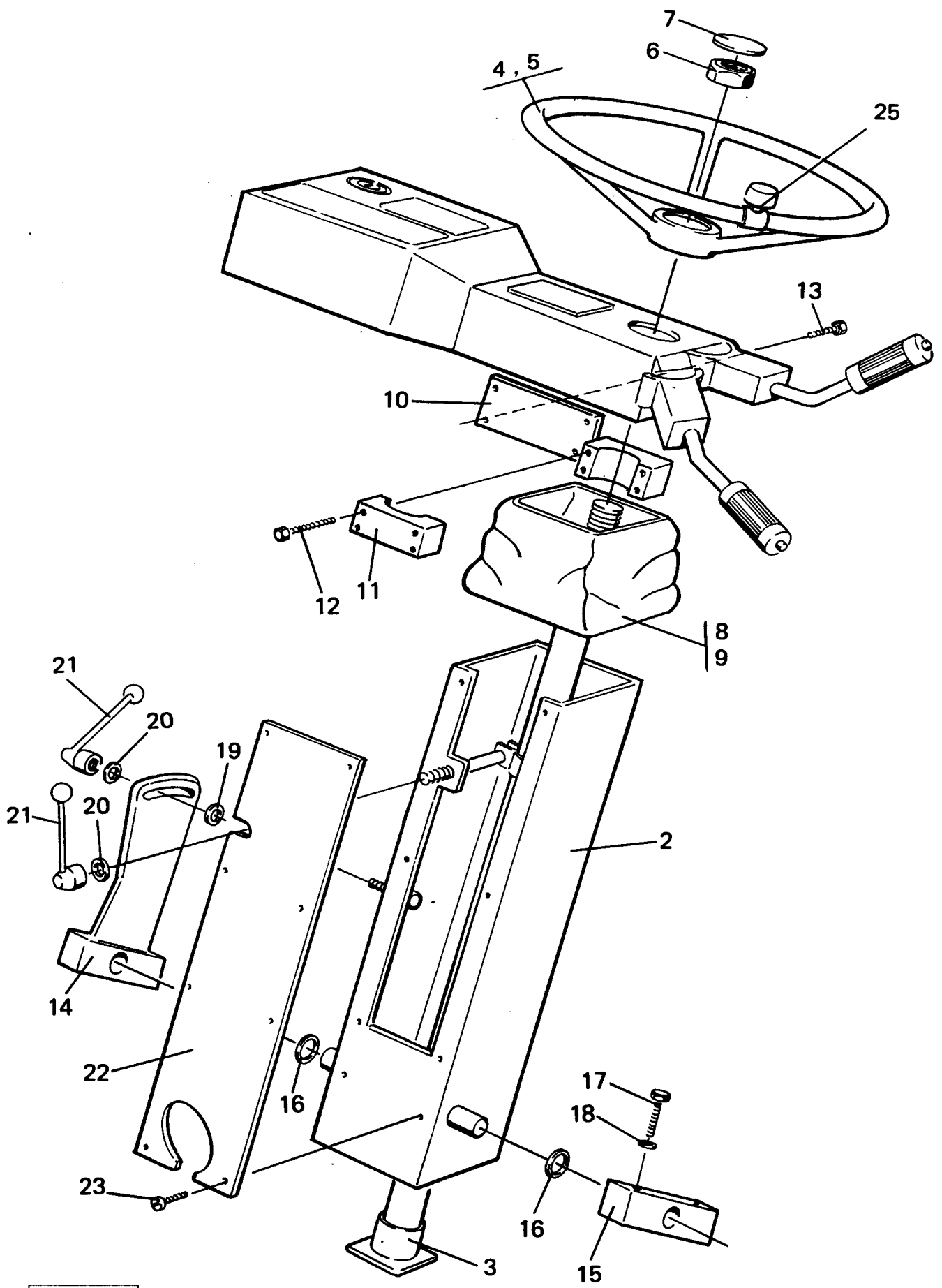


Reservdelar - Spare parts

0350

0350	Utgåva Issue		Bild nr Picture No		Styrpulpet FFS Sidoplacerad		Control unit FFS Side position		
	980615		16989						
	Pos. Fig.	Antal/Quantity			Art nr Part No	Benämning	Description	Sats Kit	Anmärkning Notes
0020	1	1			A04333.0200	Panel	Panel		SEE GR 20, PAGE 23
0040	2	1			920207.004	Ratt	Steering wheel		
0060	3	1			922381.0002	Mutter	Nut		
0080	4	1			5322	Täckbricka	Cover washer		
0100	5	1			A06340.0100	Rattstam	Steering spindle		KPL
0120	6	1			A06341.0100	•Axel	•Shaft		
0140	7	4			2471	•Lager	•Bearing		
0160	8	6			920071.0034	•Distansring	•Spacer ring		22X30X0,3
0180	9	22			920071.0033	•Distansring	•Spacer ring		22X30X0,1
0200	10	4			923295.0008	•Kugghjul	•Gear		
0220	11	6			5309	•Spärring	•Retaining ring		
0240	12	4			921617.0012	•Plattkil	•Flat key		
0260	13	2			920072.043	•Lager	•Bearing		
0280	14	1			A06337.0100	•Vinkel	•Angle		
0300	15	1			A03296.0100	•Rattstång	•Steering rod		
0320	16	9			921899.003	•Skruv	•Screw		
0340	17	1			A06338.0100	•Vinkel	•Angle		
0360	18	1			A06342.0100	•Rattstång	•Steering rod		
0380	19	2			A06510.0100	•Täckplåt	•Cover plate		
0400	20	1			A04336.0100	Styrpulpet	Control unit		KPL
0420	21	1			3097	•Skruv	•Screw		
0440	22	3			921060.0004	Spaklås	Lock lever		
0460	23	1			A05645.0100	Bygel	Yoke		KPL
0470	24	1			A06186.0100	•Lagerbock	•Bearing bracket		
0480	25	1			A06186.0100	Lagerbock	Bearing bracket		
0520	26	4			3080	Skruv	Screw		
0530	27	6			920098.025	Bricka	Washer		
0540	28	2			921899.034	Skruv	Screw		
0560	29	1			A03293.0100	Rattstam	Steering spindle		
0580	30	1			920802.0003	Skruv	Screw		
0600	31	3			98150	Bricka	Washer		
0620	32	1			A07392.0100	Skydd	Cover		
0640	33	4			920518.0006	Strapsband	Strap		
0660	34	4			920749.0005	Skruv	Screw		
0680	35	1			922284.0002	Rattspinnare	Steering wheel boss		

1



16956

Reservdelar - Spare parts

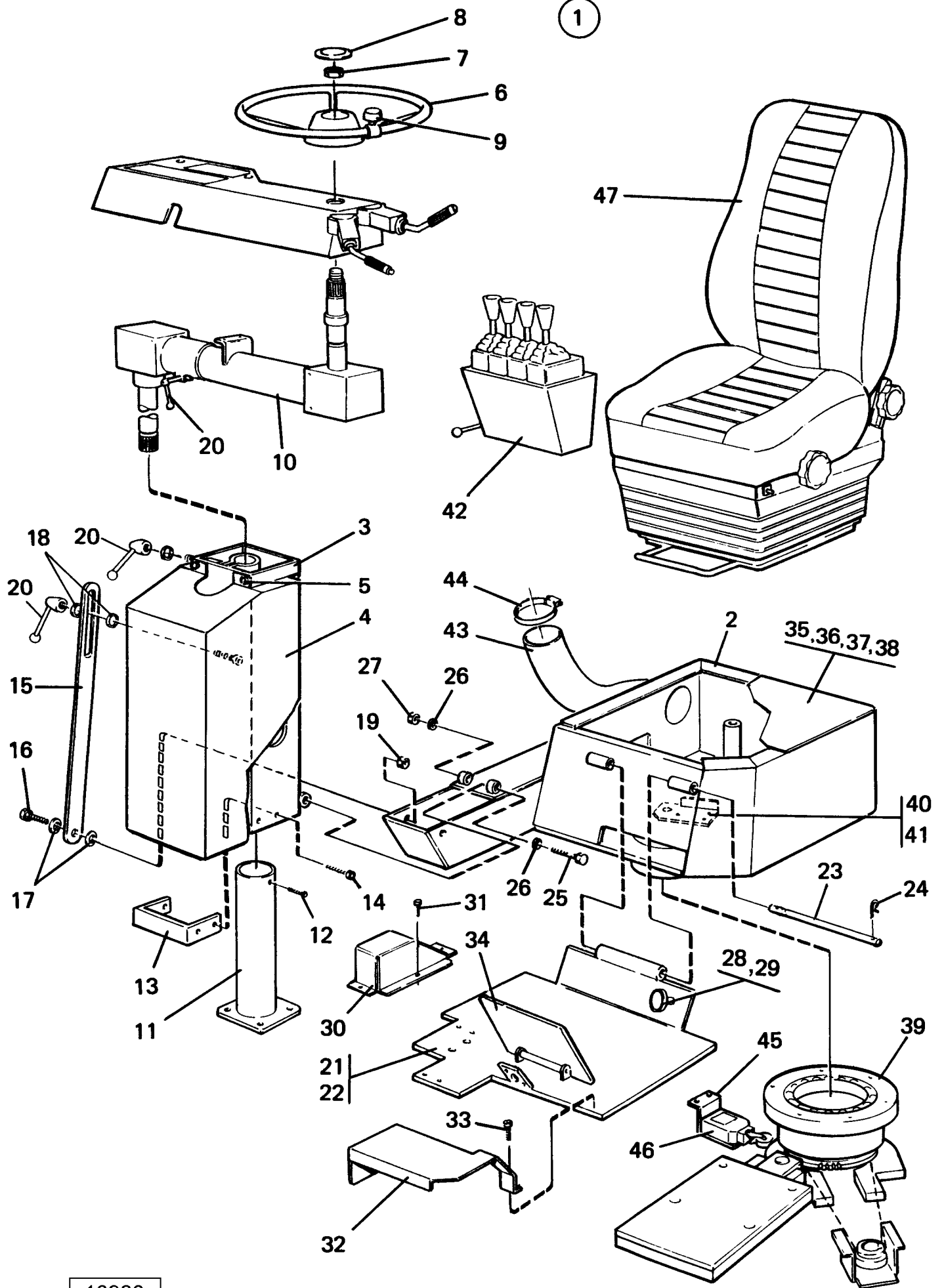
10

63

0360

0360	Utgåva Issue		Bild nr Picture No		Styrpulpet FFS Centrumplacerad A11734.0100		Control unit FFS Central position A11734.0100		
	Pos. Fig.	Antal/Quantity			Art nr Part No	Benämning	Description	Sats Kit	Anmärkning Notes
0020	1	1			A11734.0100	Rattstam	Steering spindle		KPL
0040	2	1			A11725.0100	•Rattstam	•Steering spindle		KPL
0060	3	1			920207.002	•Rattstam	•Steering spindle		
0080	4	1			920207.020	•Ratt	•Steering wheel		
0100	5	1			920207.022	•Adapter	•Adapter		
0120	6	1			922381.0002	•Mutter	•Nut		
0140	7	1			920207.021	•Täckbricka	•Cover washer		
0160	8	1			A13622.0100	•Dammskydd	•Dust shield		
0180	9	4			920518.0006	•Strapsband	•Strap		
0200	10	1			A11433.0100	•Klämdel	•Clamping unit		
0220	11	1			A11431.0100	•Överfall	•Cap		
0240	12	4			921899.093	•Skruv	•Screw		
0260	13	4			920749.0004	•Skruv	•Screw		
0280	14	1			A05645.0200	•Bygel	•Yoke		KPL
0300	15	1			A06186.0100	•Lagerbock	•Bearing bracket		
0320	16	2			920466.001	•Bricka	•Washer		
0340	17	4			920074.105	•Skruv	•Screw		
0360	18	4			920098.025	•Bricka	•Washer		
0380	19	1			920165.005	•Bricka	•Washer		
0400	20	2			98150	•Bricka	•Washer		
0420	21	2			921060.0004	•Spaklås	•Lock lever		
0440	22	1			A11726.0100	•Täckplåt	•Cover plate		
0460	23	8			920749.0001	•Skruv	•Screw		
0470	24					Rattpanel	Steering wheel panel		SEE GR 20, PAGE 25
0480	25	1			922284.0002	Rattspinnare	Steering wheel boss		

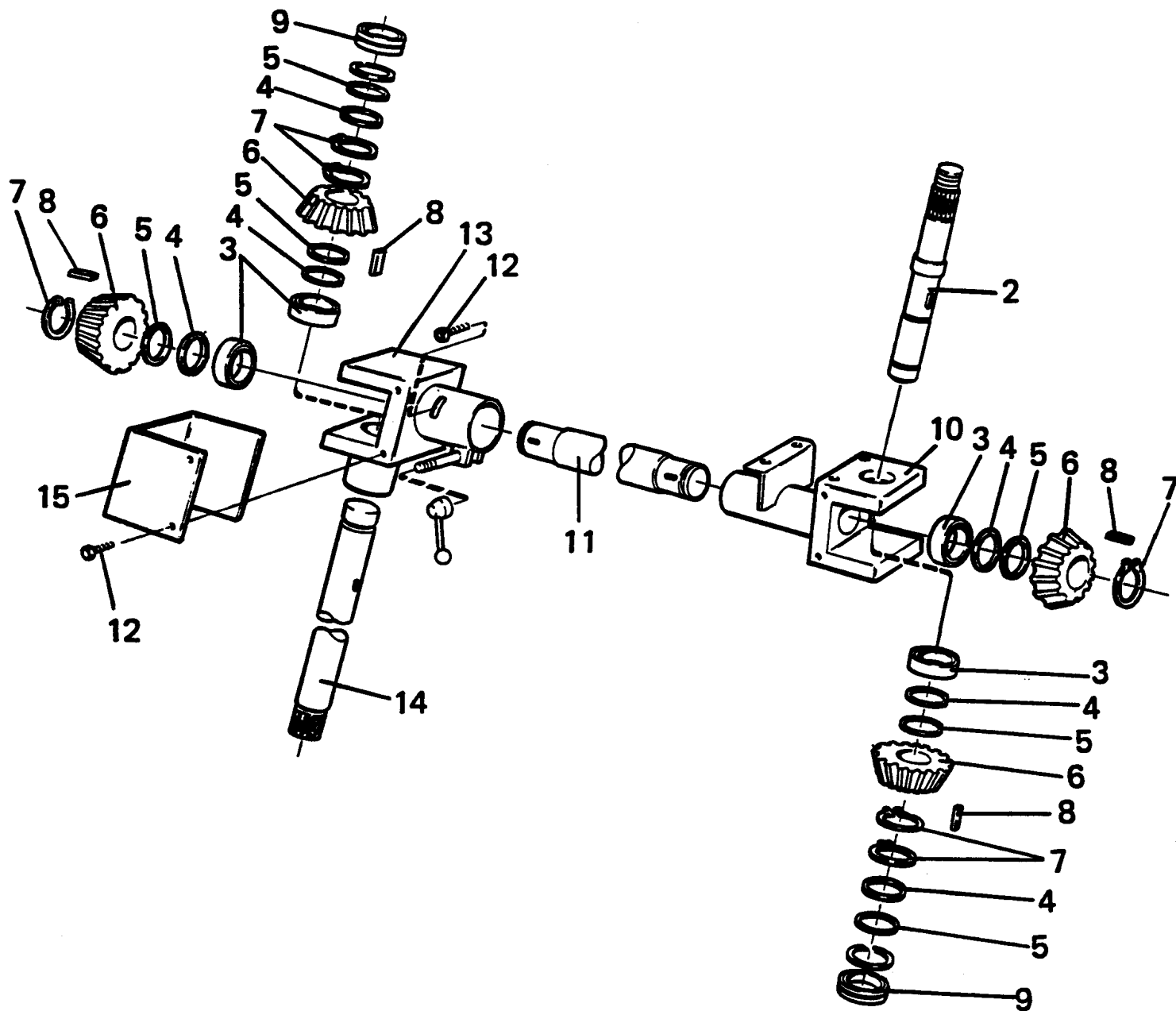
1



Reservdelar - Spare parts

0370	Utgåva Issue		Bild nr Picture No		Styrpulpvet VBFS A08098.0200		Control unit VBFS A08098.0200	
	980615		16980					
Pos. Fig.	Antal/Quantity			Art nr Part No	Benämning	Description	Sats Kit	Anmärkning Notes
0020	1	1		A08098.0200	Styrpulpvet	Control unit		VBFS
0040	2	1		A10530.0100	•Stolunderrede	•Seat body		
0060	3	1		A04748.0300	•Styrpulpvet	•Control unit		
0080	4	1		A04751.0300	•Kåpa	•Cover		
0100	5	4		920749.0005	•Skruv	•Screw		
0120	6	1		920207.004	•Ratt	•Steering wheel		
0130	7	1		922381.0002	•Mutter	•Nut		
0140	8	1		5322	•Täckbricka	•Cover washer		
0160	9	1		922284.0002	•Rattspinnare	•Steering wheel boss		
0200	10	1		A06340.0200	•Rattstam	•Steering spindle		SEE GR 10, PAGE 67
0500	11	1		A03293.0200	•Rattstam	•Steering spindle		
0520	12	2		921899.034	•Skruv	•Screw		
0540	13	1		A05808.0100	•Stöd	•Support		
0560	14	4		920749.0005	•Skruv	•Screw		
0580	15	1		A03283.0500	•Länk	•Link		
0600	16	1		3097	•Skruv	•Screw		
0620	17	2		920165.005	•Bricka	•Washer		
0640	18	2		423922.0700	•Distans	•Spacer		
0660	19	1		5957	•Mutter	•Nut		
0680	20	3		921060.0004	•Spaklås	•Lock lever		
0700	21	1		A08630.0200	•Plåt	•Plate		SEE GR 10, PAGE 123
0720	22	ERF		922468.0003	•Golvmatta	•Floor mat		
0740	23	1		444122.0100	•Axel	•Shaft		
0760	24	2		95007	•Saxpinne	•Split pin		
0780	25	1		920042.042	•Skruv	•Screw		
0800	26	2		920098.009	•Bricka	•Washer		
0820	27	1		5590	•Mutter	•Nut		
0840	28	1		920903.0004	•Vred	•Knob		
0860	29	2		920068.007	•Mutter	•Nut		
0880	30	1		A00917.0200	•Täckplåt	•Cover plate		
0900	31	4		920099.024	•Skruv	•Screw		
0920	32	1		A02132.0200	•Täckplåt	•Cover plate		
0940	33	4		920749.0005	•Skruv	•Screw		
0960	34	1			•Bromspedal	•Brake pedal		SEE GR 10, PAGE 123
0980	35	1		A10575.0100	•Plåt	•Plate		
1000	36	4		920043.065	•Skruv	•Screw		
1020	37	6		920099.027	•Skruv	•Screw		
1040	38	6		920098.025	•Bricka	•Washer		
1060	39				•Drivsystem, stolvändning	•Revolving seat, driving		SEE GR 10, PAGE 69
1600	40			328822.0300	•Spärr	•Lock		KPL
1620								SEE GR 10, PAGE 71
1640	41	3		920099.061	•Skruv	•Screw		
1660	42				•Reglagehylla	•Control desk		SEE GR 10, PAGE 83
1680	43	ERF		920931.0010	•Slang	•Hose		
1700	44	1		3254	•Slangklamma	•Hose clamp		
1705	45	1		458168.0100	•Fäste	•Bracket		
1710	46	1		93034	•Gränslägesbrytare	•Limit switch		
1720	47				Förarstol	Driver's seat		SEE GR 10, PAGE 55

1

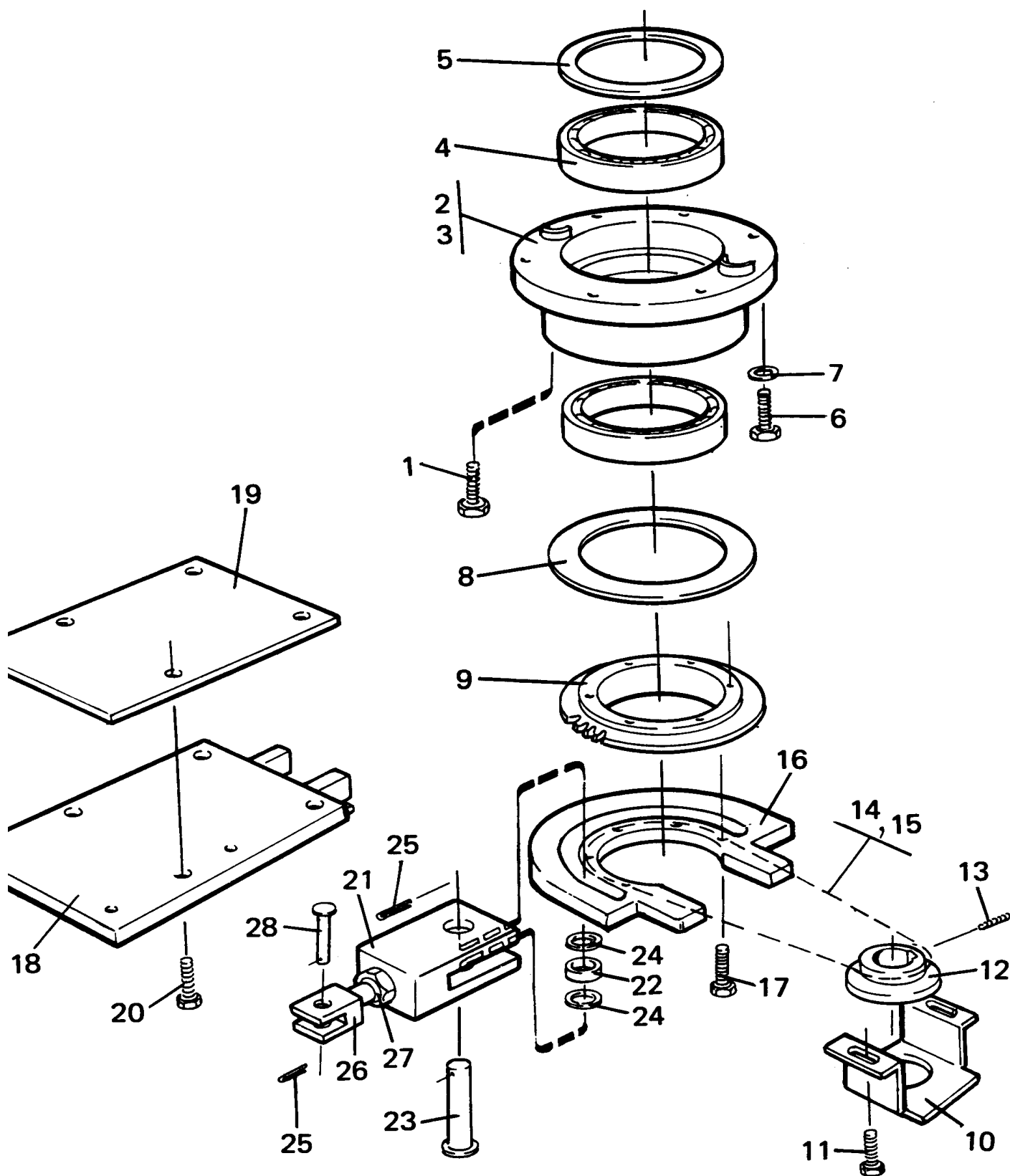


Reservdelar - Spare parts

10

67

0375	Utgåva Issue		Bild nr Picture No		Styrpulpst VBFS, rattstam A06340.0200		Control unit VBFS, Steering spindle A06340.0200	
	980615		16680					
Pos. Fig.	Antal/Quantity			Art nr Part No	Benämning	Description	Sats Kit	Anmärkning Notes
0200	1	1		A06340.0200	Rattstam	Steering spindle		KPL TJL=0,3 TJL=0,1
0220	2	1		A06341.0100	•Axel	•Shaft		
0240	3	4		2471	•Kullager	•Ball bearing		
0260	4	6		920071.0034	•Mellanlägg	•Spacer		
0280	5	22		920071.0033	•Mellanlägg	•Spacer		
0300	6	4		923295.0008	•Kugghjul	•Gear		
0320	7	6		5309	•Spärring	•Retaining ring		
0340	8	4		921617.0012	•Plattkil	•Flat key		
0360	9	2		920072.043	•Kullager	•Ball bearing		
0380	10	1		A06337.0100	•Vinkelstycke	•Angle piece		
0400	11	1		A03296.0100	•Rattstång	•Steering rod		
0420	12	9		921899.003	•Skruv	•Screw		
0440	13	1		A06338.0100	•Vinkelstycke	•Angle piece		
0460	14	1		A06342.0200	•Rattstång	•Steering rod		
0480	15	2		A06510.0100	•Täckplåt	•Cover plate		



16681

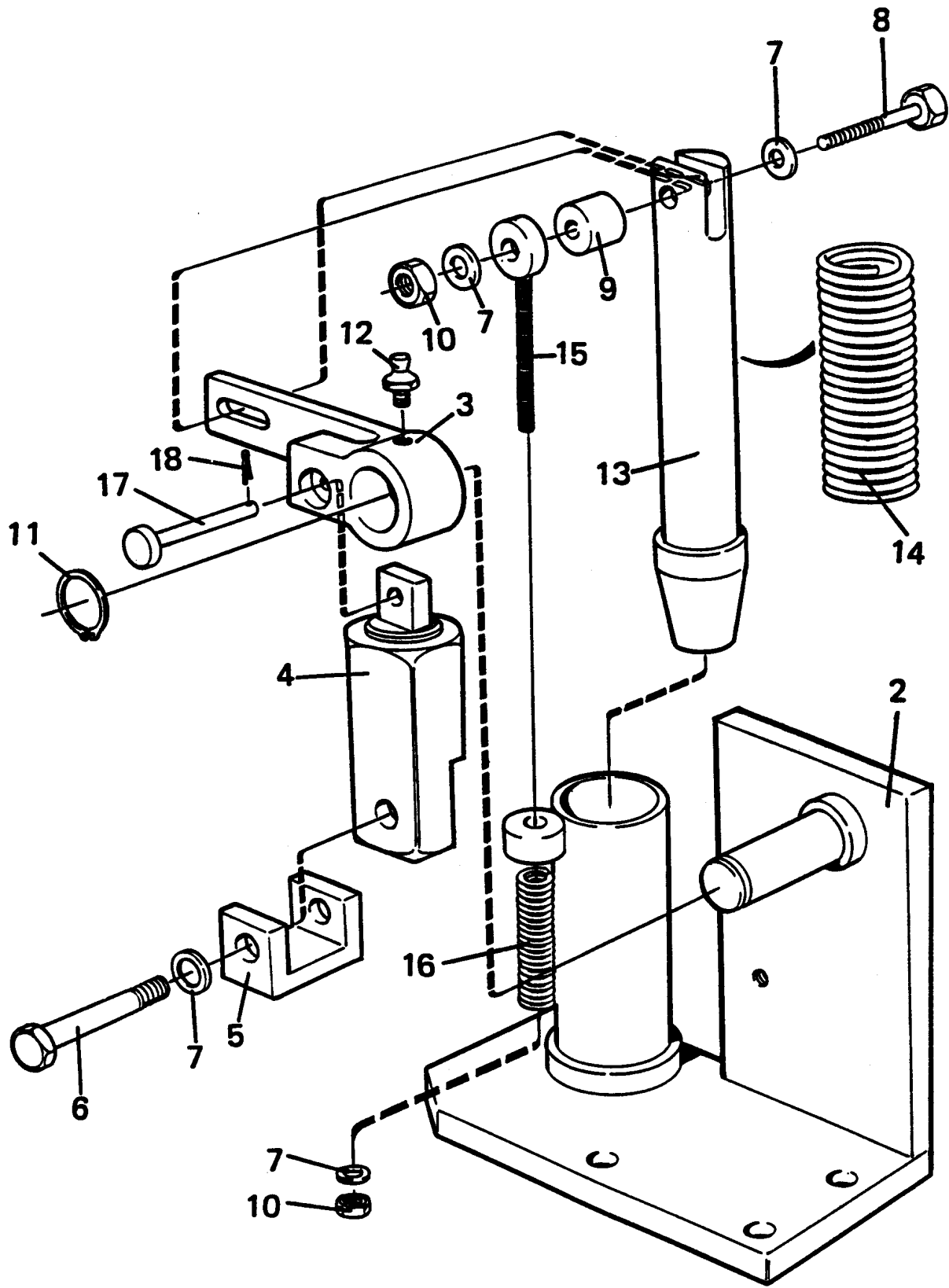
Reservdelar - Spare parts

10

69

0378	Utgåva Issue		Bild nr Picture No		Styrpulpet VBFS, drivsystem stolvändning		Control unit VBFS, Revolving driver's seat, driving				
	980615		16681								
	Pos. Fig.	Antal/Quantity			Art nr Part No	Benämning	Description	Sats Kit	Anmärkning Notes		
1020	1	6			920099.027	Skruv	Screw				
1060	2	1			A00912.0100	Lagerhus	Bearing housing				
1080	3	1			920154.001	Smörjnippel	Lubricant nipple				
1100	4	2			920072.038	Kullager	Ball bearing				
1120	5	2			920071.0029	Mellanlägg	Spacer				
1140	6	6			920042.006	Skruv	Screw				
1160	7	6			98150	Bricka	Washer				
1180	8	1			A01231.0100	Mellanlägg	Spacer				
1200	9	1			A00893.0100	Kedjehjul	Chain wheel				
1220	10	1			429376.0100	Fäste	Bracket				
1240	11	2			920042.003	Skruv	Screw				
1260	12	1			429377.0100	Kedjehjul	Chain wheel				
1280	13	1			2885	Stoppskruv	Stop screw				
1300	14	ERF			923266.0007	Kedja std-längd 5 m	Chain std-length 5 m				
1320	15	1			923266.0010	Kedjelänk	Chain link				
1340	16	1			244118.0100	Kamskiva	Cam disc				
1360	17	6			921899.164	Skruv	Screw				
1380	18	1			A00740.0100	Platta	Plate				
1400	19	1			A08942.0100	Mellanlägg	Spacer				
1420	20	4			921899.105	Skruv	Screw				
1440	21	1			420911.0100	Gaffel	Fork				
1460	22	1			2465	Lager	Bearing				
1480	23	1			372	Saxpinnebult	Clevis pin				
1500	24	2			920098.009	Bricka	Washer				
1520	25	2			95004	Saxpinne	Split pin				
1540	26	1			420910.0100	Gaffel	Fork				
1560	27	1			921009.0002	Mutter	Nut				
1580	28	1			95083	Sprint	Peg				

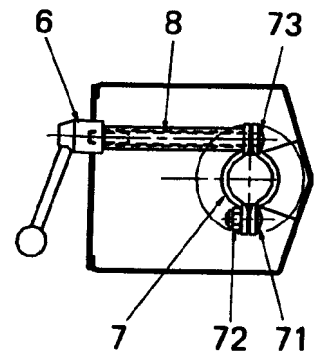
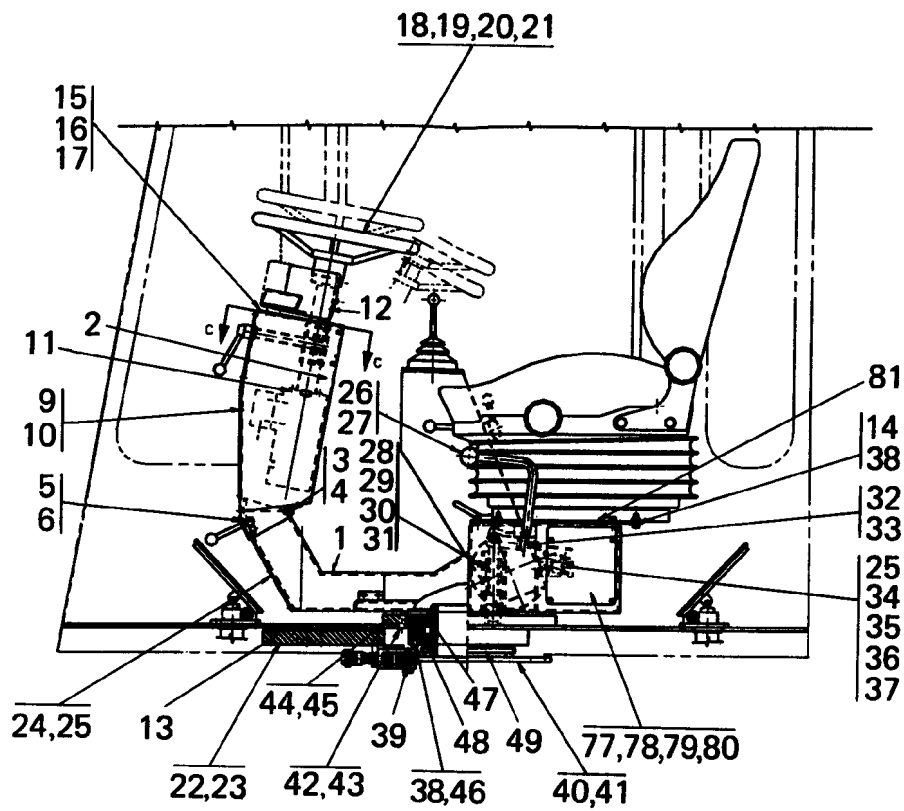
1



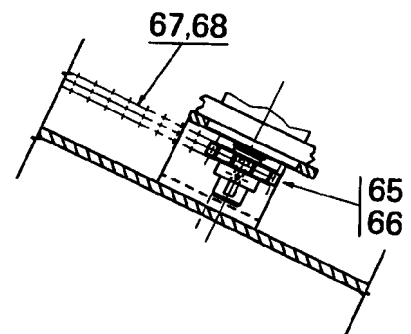
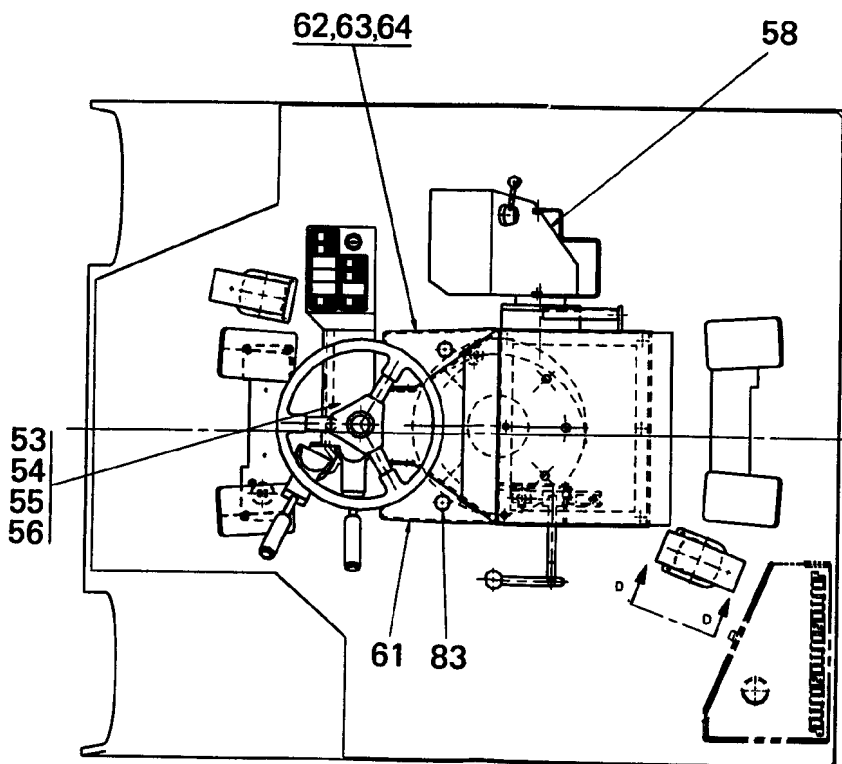
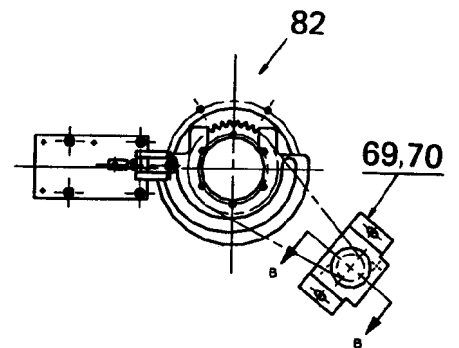
Reservdelar - Spare parts
10
71

0380

Utgåva Issue		Bild nr Picture No		Spärr komplett VBFS 328822.0300		Lock complete VBFS 328822.0300		
980615		16671						
Pos. Fig.	Antal/Quantity			Art nr Part No	Benämning	Description	Sats Kit	Anmärkning Notes
1	1			328822.0300	Spärr	Lock		KPL
2	1			A10411.0100	•Hållare	•Holder		
3	1			A10416.0100	•Hävarm	•Lever		
4	1			227122.0100	•Cylinder	•Cylinder		
	1			454452.7100	••Packningssats	••Gasket kit		
5	1			A10442.0100	•Bygel	•Yoke		
6	1			3081	•Skruv	•Screw		
7	4			920098.025	•Bricka	•Washer		
8	1			921899.164	•Skruv	•Screw		
9	1			A00887.0100	•Hylsa	•Sleeve		
10	2			920076.003	•Låsmutter	•Lock nut		
11	1			5309	•Spärring	•Retaining ring		
12	1			921068.0001	•Smörjnippel	•Lubricant nipple		
13	1			R33701.001	•Styrplunge	•Guide plunger		
14	1			90654	•Fjäder	•Spring		
15	1			424369.0100	•Tryckstång	•Push rod		
16	1			922507.0005	•Fjäder	•Spring		
17	1			920539.0004	•Bult	•Bolt		
18	1			95013	•Saxpinne	•Split pin		



SNITT C-C

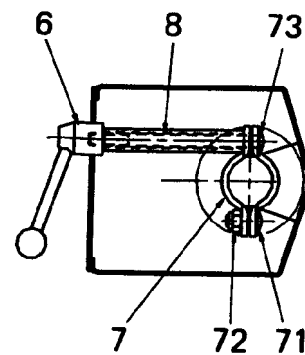
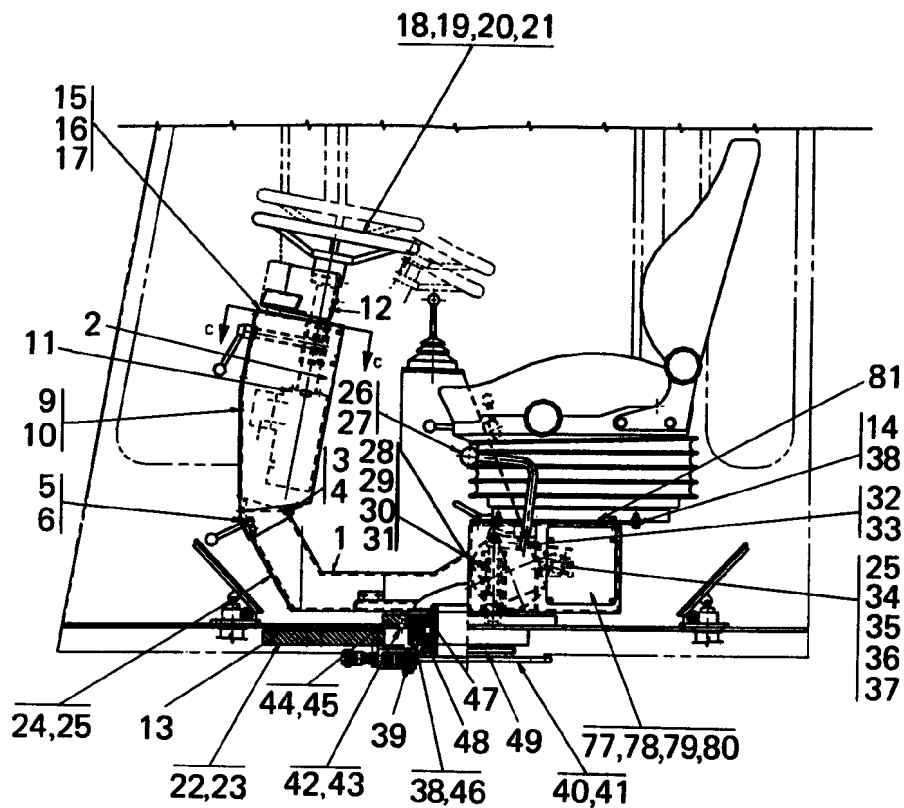


SNITT B-B

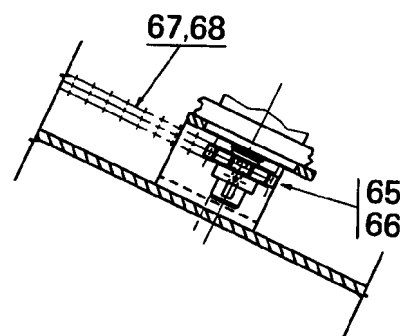
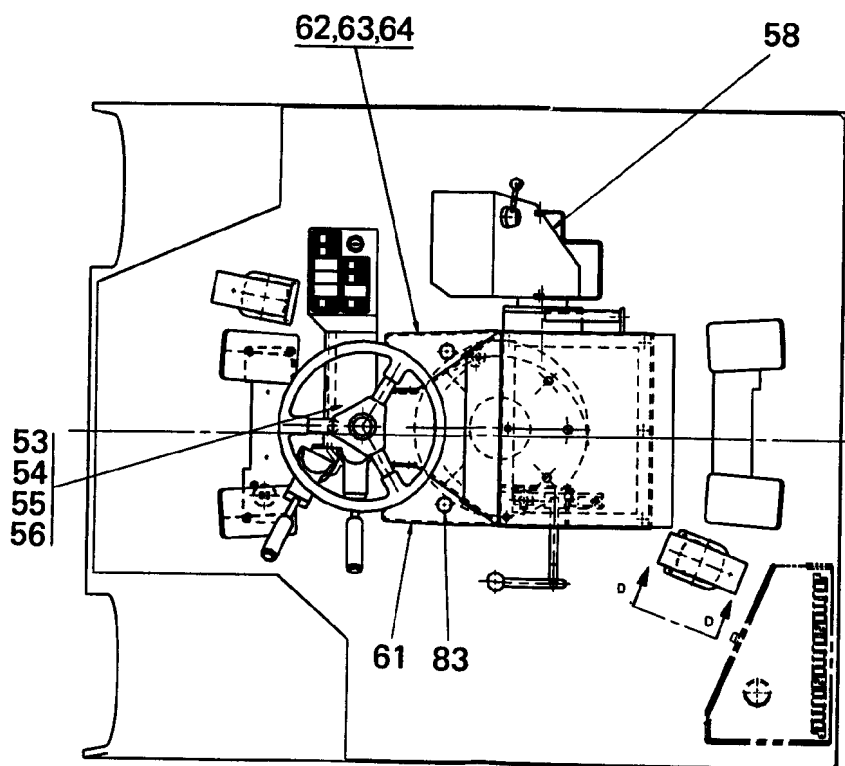
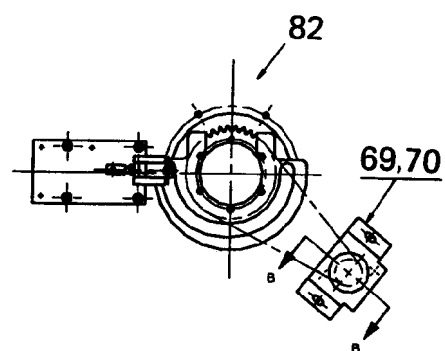
Reservdelar - Spare parts

0385

Utgåva Issue		Bild nr Picture No		Styrpulpst VBFS A13166.0300,A13166.0600		Control unit VBFS A13166.0300,A13166.0600		
980615		23468						
Pos. Fig.	Antal/Quantity			Art nr Part No	Benämning	Description	Sats Kit	Anmärkning Notes
	A131 66. 0300	A131 66. 0600						
	-	-		A13166.0300				DRAWING NO.
				A13166.0600				DRAWING NO.
1	1	1		452490.0300	Stolunderrede	Seat body		
2	1	1		A16744.0100	Styrpulpst	Control unit		
3	2	2		920099.027	Skruv	Screw		
4	2	2		920007.005	Bussning	Bushing		
5	1	1		920802.0001	Skruv	Screw		
6	3	3		921060.0004	Spak	Lever		
7	2	2		A16865.0100	Bygel	Yoke		
8	1	1		A02299.0900	Rör	Pipe		
9	1	1		352507.0300	Lucka	Cover lid		
10	13	13		920749.0002	Skruv	Screw		
11	4	4		920042.003	Skruv	Screw		
12	1	1		920207.030	Rattaxel	Steering wheel shaft		
13	1	1		A08942.0100	Mellanlägg	Spacer		
14	4	4		3052	Mutter	Nut		
15	1	1		452506.0600	Fästplatta	Mounting plate		
16	1	1		455575.0100	Täckplåt	Cover plate		
17	2	2		922010.0001	Täckbricka	Cover washer		
18	1	1		920207.020	Ratt	Steering wheel		
19	1	1		922381.0002	Mutter	Nut		
20	1	1		920207.022	Adapter	Adapter		
21	1	1		920207.021	Täckplatta	Cover plate		
22	1	1		A00740.0200	Ventilplatta	Valve plate		
23	4	4		921899.105	Skruv	Screw		
24	1	1		452500.0100	Lucka	Cover lid		
25	12	12		3061	Skruv	Screw		
26	1	1		90042	Kulhandtag	Ball handle		
27	1	1		353368.0200	Reglagespak	Control lever		
28	1	1		R33701.001	Styrplunge	Guide plunger		
29	1	1		920539.0004	Bult	Bolt		
30	1	1		95013	Saxpinne	Split pin		
31	1	1		90654	Fjäder	Spring		
32	1	1		921068.0003	Smörjnippel	Lubricant nipple		
33	2	2		5309	Spärring	Retaining ring		
34	1	1		922377.0001	Brytare	Switch		
35	1	1		A13183.0100	Fäste	Bracket		
36	2	2		920100.045	Skruv	Screw		
37	2	2		98105	Mutter	Nut		
38	17	17		920099.027	Skruv	Screw		
39	1	1		A13063.0100	Länkarm	Link lever		SEE GR 10, PAGE 77
40	1	1		A13095.0100	Kamskiva	Cam disc		
41	6	6		921899.164	Skruv	Screw		
42	6	6		920042.006	Skruv	Screw		
43	6	6		98150	Bricka	Washer		
44	1	1		A00912.0500	Lagerhus	Bearing housing		
45	1	1		920154.001	Smörjnippel	Lubricant nipple		
46	1	1		A01231.0100	Juster mellanlägg	Shim		
47	2	2		920071.0029	Bricka	Washer		
48	2	2		920072.038	Lager	Bearing		
49	1	1		A00893.0100	Kedjehjul	Chain wheel		
50								NOT USED
51								NOT USED
52								NOT USED
53	1	1		A11433.0100	Klämdel	Clamping unit		
54	1	1		A11431.0100	Överfall	Cap		
55	4	4		921899.093	Skruv	Screw		
56	4	4		920749.0004	Skruv	Screw		
57								NOT USED
58	1			452954.1100	Reglagehållare	Control bracket		SEE GR 10, PAGE 79
		1		452954.1300	Reglagehållare	Control bracket		SEE GR 10, PAGE 79



SNITT C-C

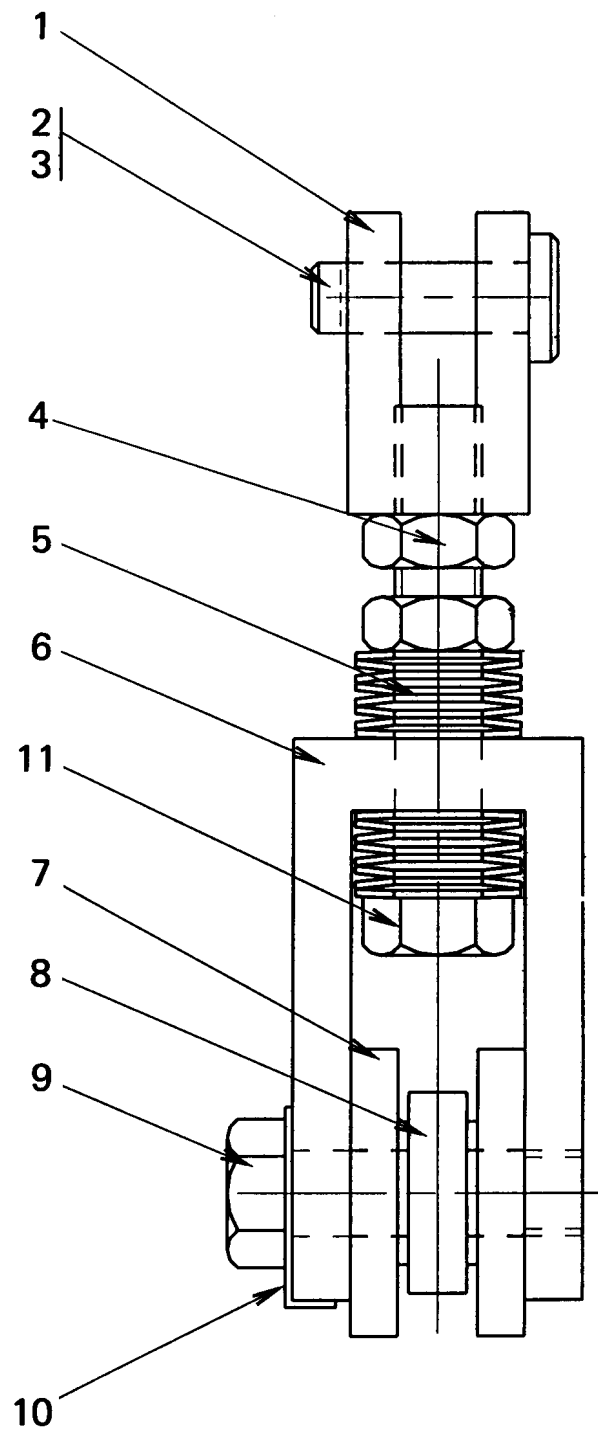


SNITT B-B

Reservdelar - Spare parts

0385

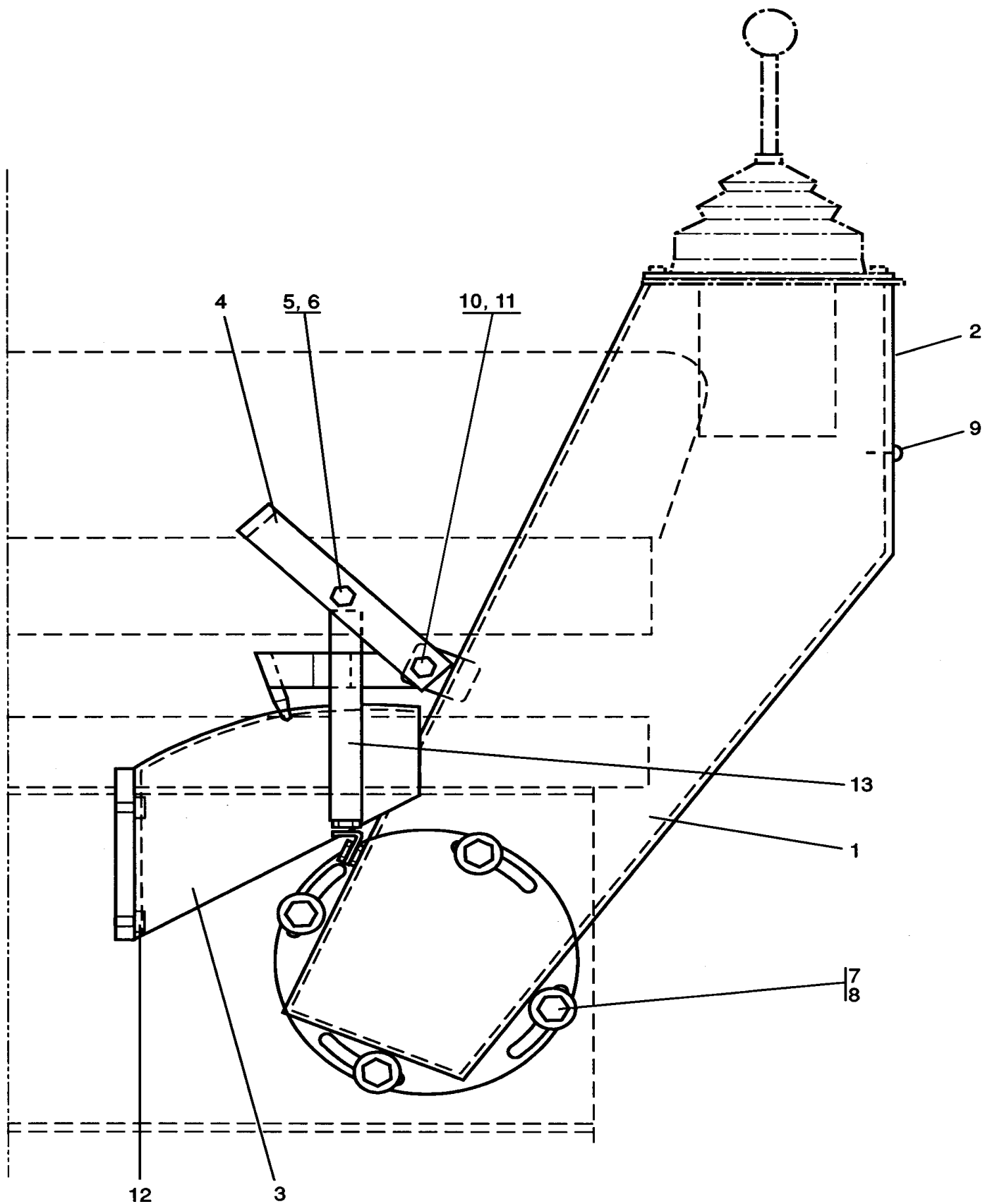
Utgåva Issue		Bild nr Picture No		Styrpulpvet VBFS A13166.0300,A13166.0600		Control unit VBFS A13166.0300,A13166.0600		
980615		23468						
Pos. Fig.	Antal/Quantity			Art nr Part No	Benämning	Description	Sats Kit	Anmärkning Notes
	A131 66. 0300	A131 66. 0600						
59								NOT USED NOT USED
60								
61	1	1		A14516.0100	Fotsteg	Footstep		NOT USED NOT USED NOT USED
62	1	1		A14517.0100	Fotsteg	Footstep		
63	8	8		3062	Skruv	Screw		
64	8	8		98151	Bricka	Washer		
65	1	1		429377.0100	Kedjehjul	Chain wheel		
66	1	1		2885	Stoppskruv	Stop screw		
67	1	1		923266.0007	Kedja	Chain		
68	1	1		923266.0010	Kedjelås	Chain-lock		
69	1	1		429376.0100	Fäste	Bracket		
70	2	2		920042.003	Skruv	Screw		
71	1	1		920802.0006	Skruv	Screw		
72	1	1		5957	Mutter	Nut		
73	1	1		920802.0005	Skruv	Screw		
74								
75								
76								
77	1	1		A16973.0100	Lock	Cover		
78	4	4		3060	Skruv	Screw		
79	4	4		920098.011	Bricka	Washer		
80	4	4		98106	Mutter	Nut		
81	1	1		420901.0200	Stolplåt	Seat plate		
82	1	1		93034	Gränslägesbrytare	Limit switch		
83	2	2		923466.0003	Strömställare	Switch		



Reservdelar - Spare parts

0387

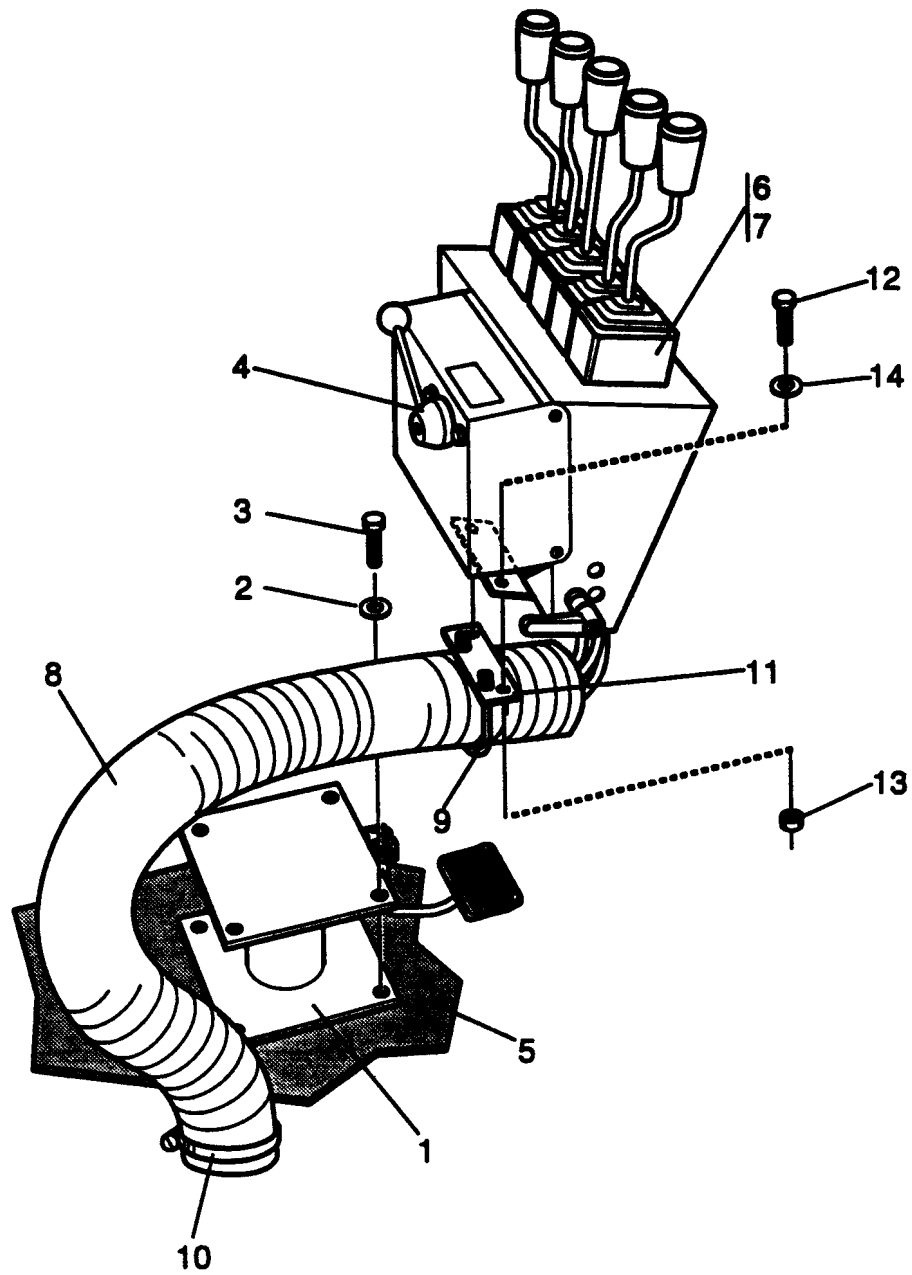
Utgåva Issue		Bild nr Picture No		Länkarm A13063.0100		Link lever A13063.0100		
980615		23467						
Pos. Fig.	Antal/Quantity			Art nr Part No	Benämning	Description	Sats Kit	Anmärkning Notes
	-			A13063.0100	Länkarm	Link lever		DRAWING NO.
1	1			A13062.0100	Gaffel	Fork		
2	1			921537.0005	Bult	Bolt		
3	1			95004	Saxpinne	Split pin		
4	2			921009.0002	Mutter	Nut		
5	16			922581.0006	Fjäderbricka	Spring washer		
6	1			A13061.0100	Gaffel	Fork		
7	2			A13060.0100	Distans	Spacer		
8	1			2465	Lager	Bearing		
9	1			920042.030	Skruv	Screw		
10	1			923449.0003	Bricka	Washer		
11	1			920042.035	Skruv	Screw		



Reservdelar - Spare parts
10
79

0388

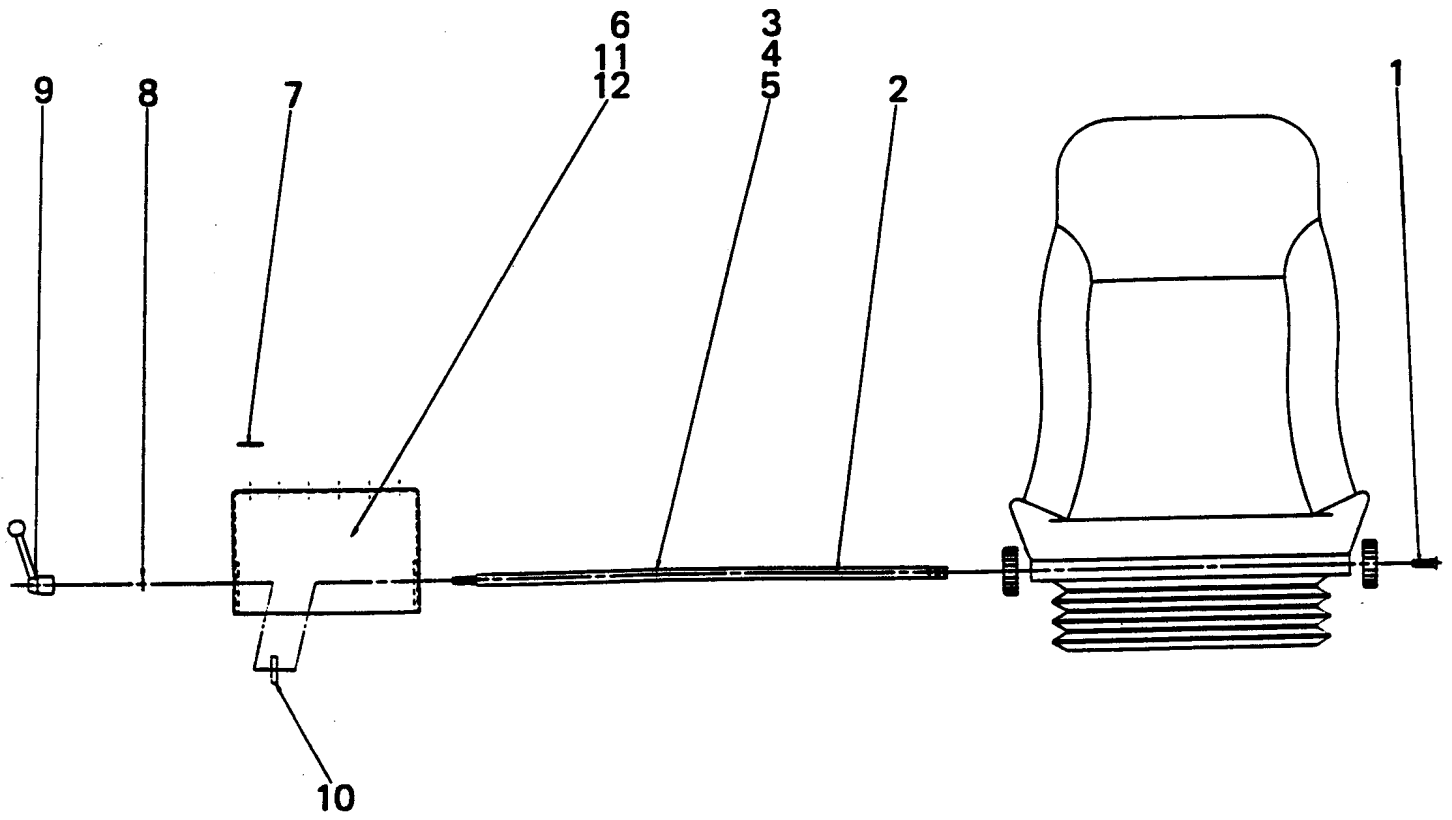
Utgåva Issue		Bild nr Picture No		Reglagehållare 452954.1100,452954.1300		Control bracket 452954.1100,452954.1300		
980615		23466						
Pos. Fig.	Antal/Quantity			Art nr Part No	Benämning	Description	Sats Kit	Anmärkning Notes
	4529 54. 1100	4529 54. 1300						
	-	-		452954.1100	Reglagehållare	Control bracket		DRAWING NO. DRAWING NO.
1	1			452954.1300	Reglagehållare	Control bracket		
		1		452935.1100	Reglagehylla	Control desk		
2	1			452935.1300	Reglagehylla	Control desk		
		1		352941.0700	Lucka	Cover lid		
				352941.0200	Lucka	Cover lid		
3	1	1		441624.0100	Spärrsegment	Lock segment		
4	1	1		452951.0300	Spärr	Lock		
5	2	2		3061	Skruv	Screw		
6	2	2		3051	Mutter	Nut		
7	4	4		920069.090	Skruv	Screw		
8	4	4		5957	Mutter	Nut		
9	9	9		920749.0002	Skruv	Screw		
10	2	2		922357.0015	Skruv	Screw		
11	2	2		920076.003	Låsmutter	Lock nut		
12	2	2		99121	Skruv	Screw		
13	1	1		90124	Fjäder	Spring		



Reservdelar - Spare parts
10
81

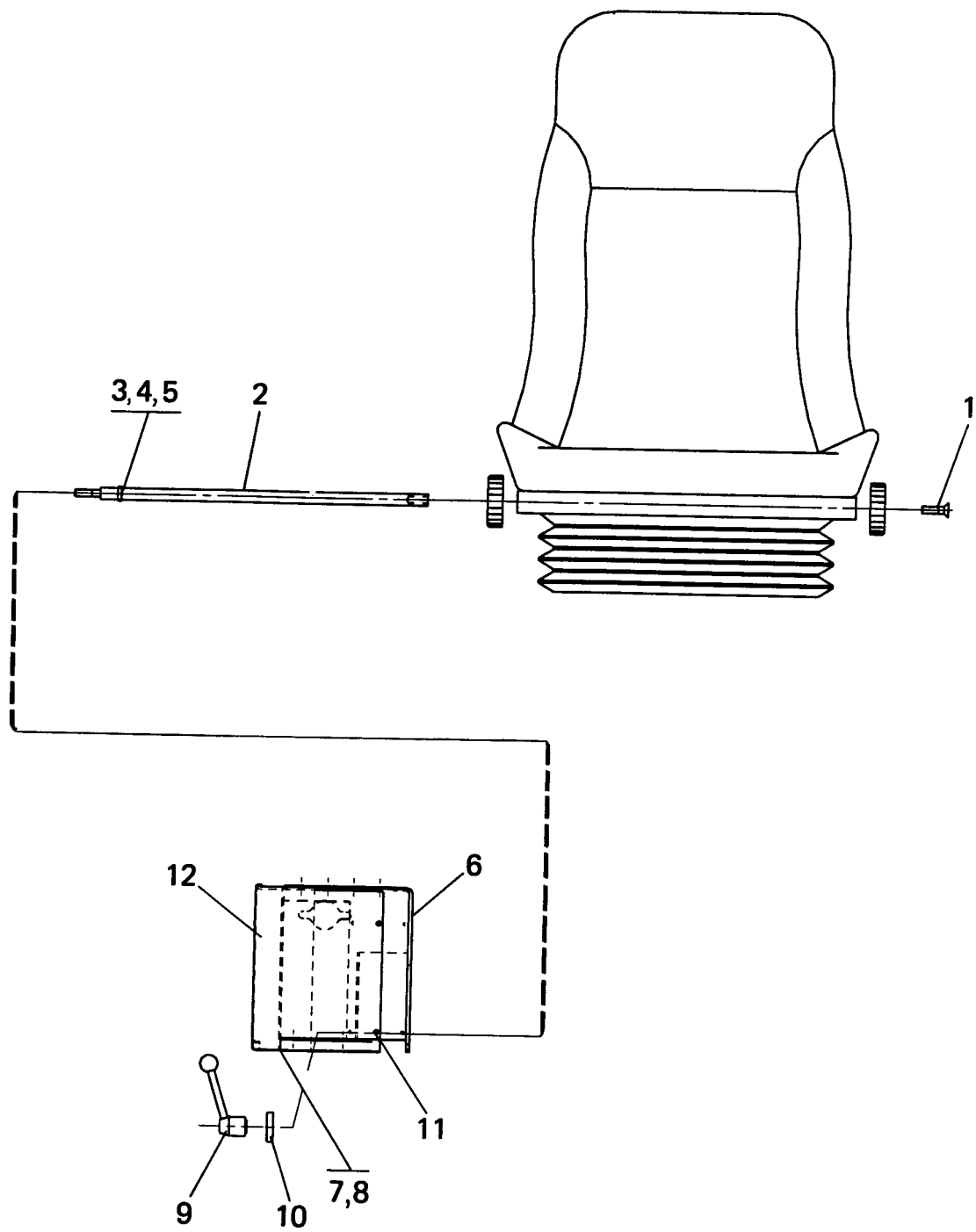
0390

Utgåva Issue		Bild nr Picture No		Vridbar förarstol A10133.0100		Turnable driver's seat A10133.0100		
980615		21817						
Pos. Fig.	Antal/Quantity			Art nr Part No	Benämning	Description	Sats Kit	Anmärkning Notes
-				A10133.0100	Vridbar förarstol	Turnable driver's seat		SPECIFICATION



Reservdelar - Spare parts
10
83

0400	Utgåva Issue		Bild nr Picture No		Reglagehylla		Control desk	
	980615		15580					
Pos. Fig.	Antal/Quantity			Art nr Part No	Benämning	Description	Sats Kit	Anmärkning Notes
	A073 13. 0100	A073 22. 0300	A073 22. 0400					
0010		1		A07313.0100	Reglagehållare	Control bracket		MECHANICAL 5 SECTIONS HYDRAULIC 4 SECTIONS HYDRAULIC 5 SECTIONS
0012			1	A07322.0300	Reglagehållare	Control bracket		
0015			1	A07322.0400	Reglagehållare	Control bracket		
0020	1	1	1	920043.046	Skruv	Screw		
0040	2	1	1	A06297.0100	Fäste	Bracket		
0060	3	1	1	920043.044	Skruv	Screw		
0080	4	1	1	920076.002	Låsmutter	Lock nut		
0100	5	1	1	920098.025	Bricka	Washer		
0120	6	1		A06300.0100	Reglagehållare	Control bracket		
0125			1	A06294.0100	Reglagehållare	Control bracket		
0140	7	1		A06302.0100	Lock	Cover		
0145			1	A06261.0200	Lock	Cover		
0150			1	A06261.0100	Lock	Cover		
0160	8	1	1	98150	Bricka	Washer		
0180	9	1	1	921060.0004	Spaklås	Lock lever		
0200	10	1	1	A06933.0100	Klack	Lip		
0220	11	1		A06301.0100	Lock	Cover		
0240	12	5		920749.0001	Skruv	Screw		

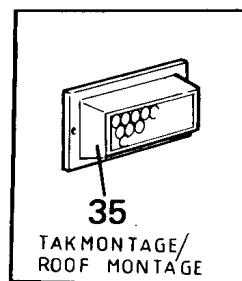
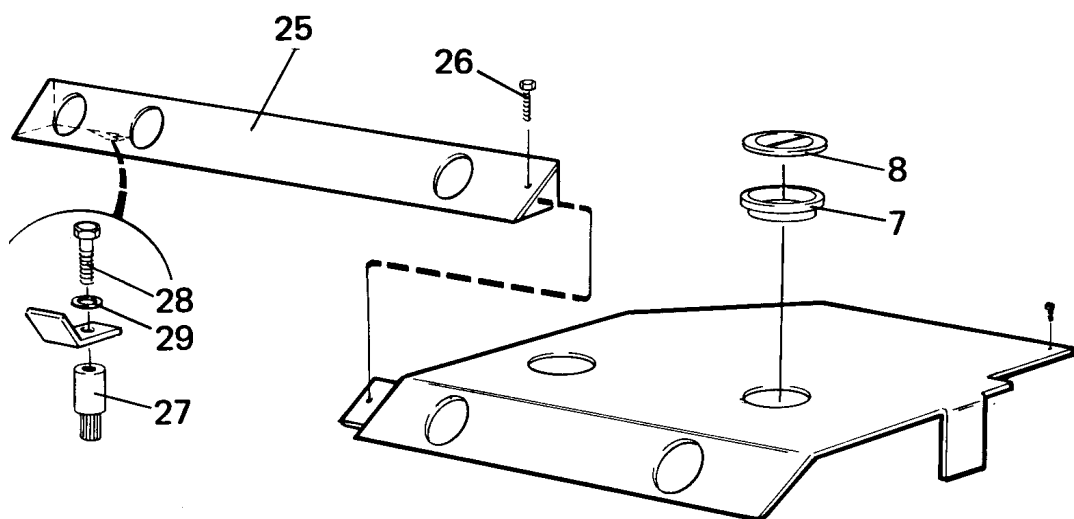


Reservdelar - Spare parts

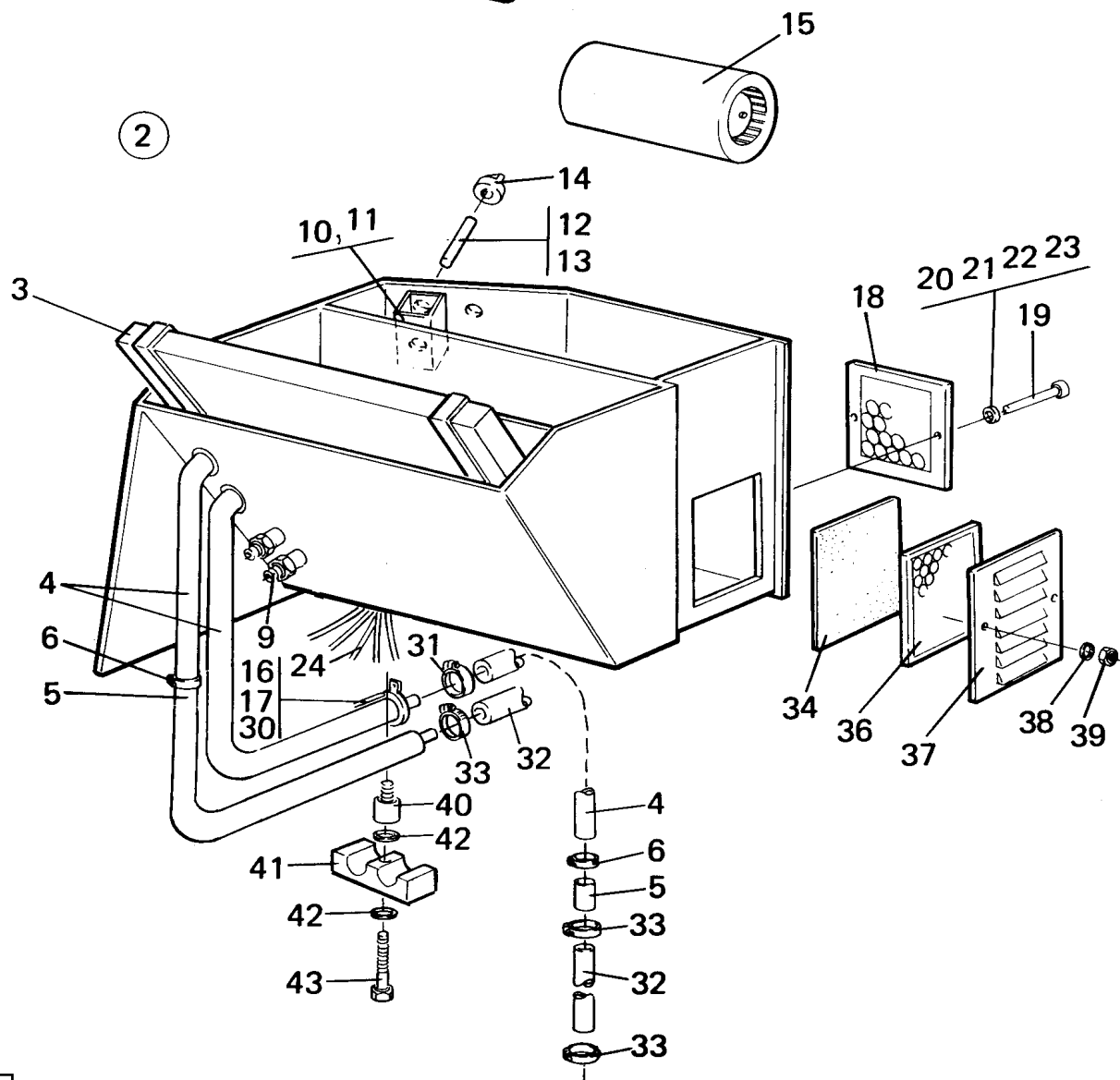
0410

Utgåva Issue		Bild nr Picture No		Reglagehylla A07322.0600		Control desk A07322.0600		
980615		23462						
Pos. Fig.	Antal/Quantity			Art nr Part No	Benämning	Description	Sats Kit	Anmärkning Notes
	1			A07322.0600	Reglagehållare	Control bracket		EL./HYDRAULIC
1	1			920043.046	Skruv	Screw		
2	1			A06297.0500	Fäste	Bracket		
3	1			920043.044	Skruv	Screw		
4	1			920076.002	Låsmutter	Lock nut		
5	1			920098.025	Bricka	Washer		
6	1			A16606.0200	Reglagehållare	Control bracket		
7	1			920371.010	Skruv	Screw		
8	1			923550.0003	Bricka	Washer		
9	1			921060.0004	Spaklås	Lock lever		
10	1			A06933.0100	Klack	Lip		
11	2			920956.0006	Skruv	Screw		
12	1			A16611.0200	Kåpa	Cover		

1



2



22501

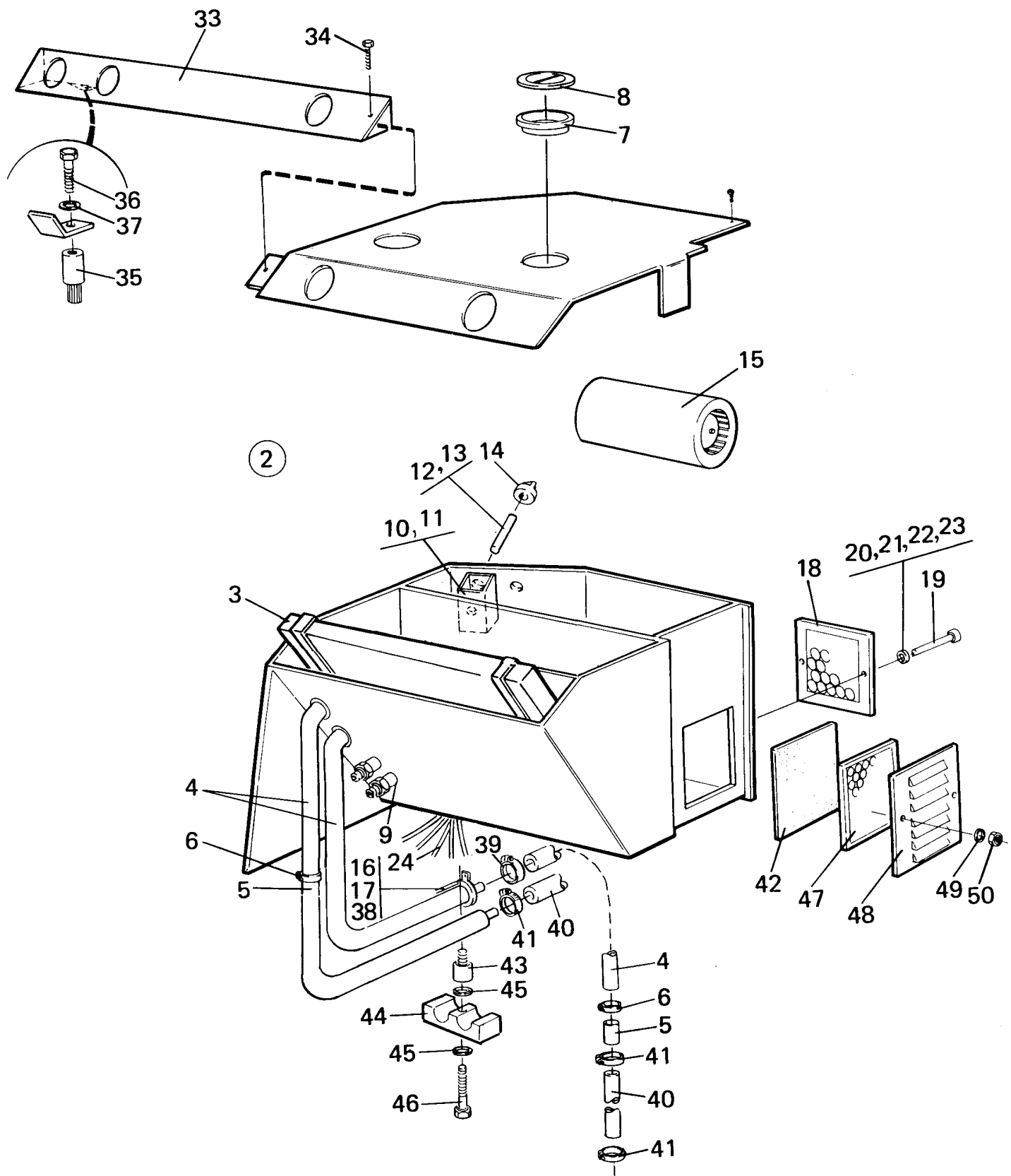
Reservdelar - Spare parts

0450	Utgåva	Bild nr	Klimatanläggning			Air conditioning			
	Issue	Picture No	Värmedel,			Heating,			
	980615	22501	A10987.0100, -1995-10-01			A10987.0100, -1995-10-01			
	Pos. Fig.	Antal/Quantity			Art nr Part No	Benämning	Description	Sats Kit	Anmärkning Notes
		A109 87. 0100							
0020	1	-			A10987.0100	Klimatanl.värmedel	Air conditioning,heating		
0040	2	1			921055.0052	•Klimatanl.värmedel	•Air conditioning,heating		
0100	3	1			923458.0757	••Värmebatteri	••Heat battery		
0120	4	2			923458.0758	••Slang	••Hose		
0140	5	3			922496.0001	••Skarvrör	••Connector pipe		
0160	6	7			923458.0759	••Slangklamma	••Hose clamp		
0180	7	9			921055.0019	••Luftmunstycke	••Defroster nozzle		
0200	8	9			922789.0004	••Hållare	••Holder		
0220	9	4			921078.0001	••Genomföring	••Grommet		
0240	10	2			923458.0760	••Kuggväxel	••Gear wheel		
0260	11	2			923110.0441	••Klamma	••Clamp		
0280	12	1			923458.0761	••Axel	••Shaft		
0300	13	1			923458.0762	••Axel	••Shaft		
0320	14	3			923458.0763	••Ratt	••Steering wheel		
0340	15	1			923436.0343	••Fläkt	••Fan		MED MOTOR
0360	16	ERF			922254.0004	••Wire	••Wire		
0370	1	1			922114.0002	••Wirelås	••Wire lock		UTG
0380	17	ERF			923110.0442	••Wirehölje	••Wire wrapping		
0400	18	1			923458.0769	••Filter	••Filter		
0420	19	2			923458.0764	••Sprint	••Peg		
0440	20	2			923458.0765	••Klamma	••Clamp		
0460	21	2			923458.0766	••Bricka	••Washer		
0480	22	2			923458.0767	••Bricka	••Washer		
0500	23	2			923458.0768	••Fjäderbricka	••Spring washer		
0520	24	1			923458.0773	••Kabelstam	••Cable unit		
0700	25	1			923458.0774	•Luftfördelare	•Air distributor		
0720	26	1			920749.0006	•Skruv	•Screw		
0740	27	1			920950.0002	•Skruv	•Screw		
0760	28	1			3062	•Skruv	•Screw		
0780	29	1			98151	•Bricka	•Washer		
0800	30	1			921055.0044	•Reglerventil	•Control valve		
0820	31	1			921055.0002	•Klamma	•Clamp		
0840	32	2			407480.0800	•Slang	•Hose		
0860	33	4			3244	•Klammer	•Clamp		
0880	34	ERF			921364.0004	•Isolering	•Insulation		
0900	35	1			A04449.0100	Filter	Filter		-T330122759
0920	36	1			A10737.0200	Filter	Filter		T330122760-
0940	37	1			A09424.0100	Kåpa	Cover		TOM -1995-10-01
0950	1	1			A09424.0300	Kåpa	Cover		FROM 1995-10-02-
0960	38	2			98151	Bricka	Washer		
0980	39	2			920076.002	Låsmutter	Lock nut		
1000	40	1			920950.0002	Skruv	Screw		
1020	41	1			352670.0500	Överfall	Cap		
1030	42	2			98151	Bricka	Washer		
1040	43	1			920099.064	Skruv	Screw		

MED MOTOR

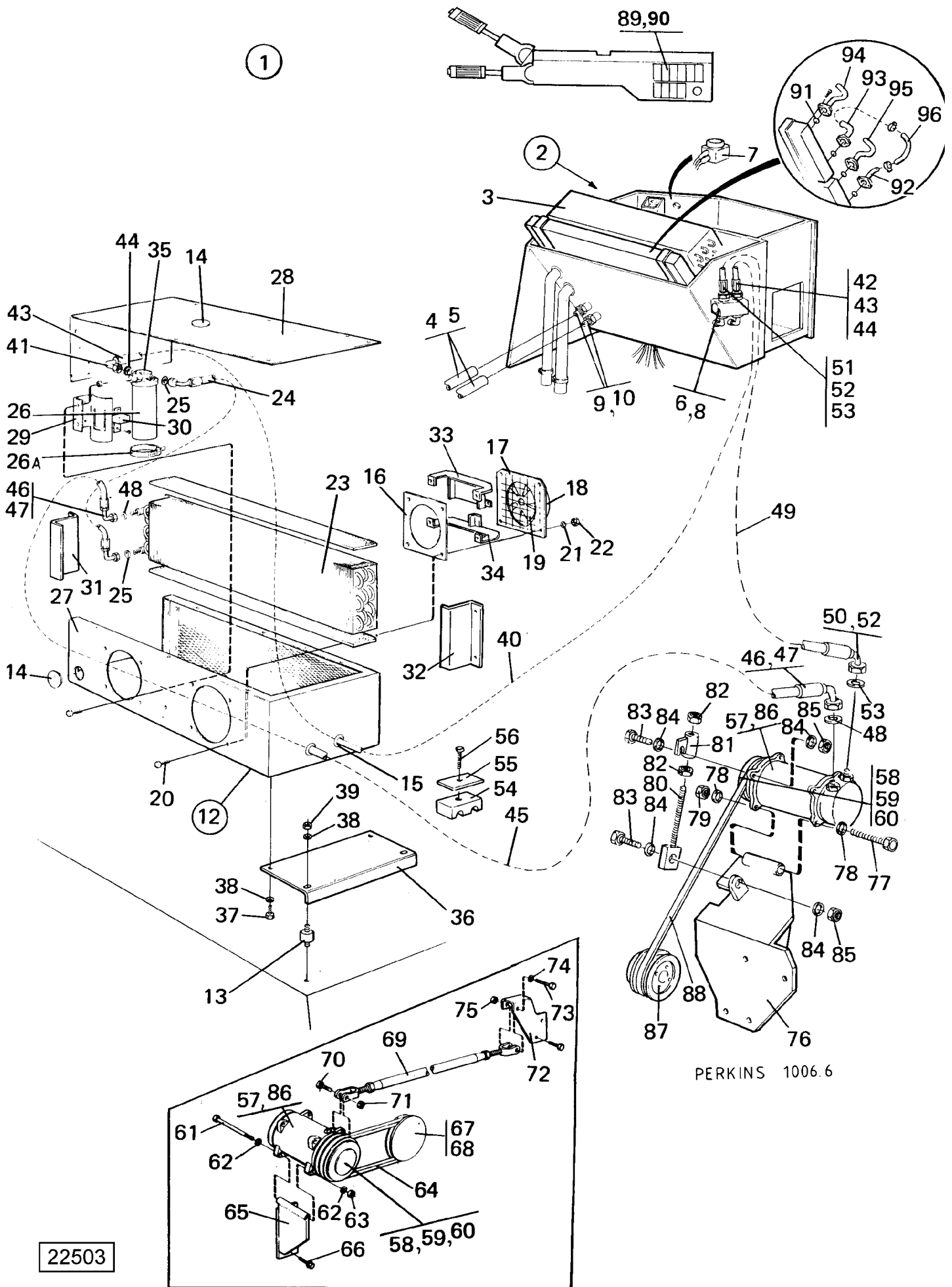
UTG

-T330122759
T330122760-
TOM -1995-10-01
FROM 1995-10-02-



Reservdelar - Spare parts

0455	Utgåva Issue		Bild nr Picture No		Klimatanläggning värmedel		Air conditioning heating,		
	980615		22502		A10987.0100, 1995-10-02-		A10987.0100, 1995-10-02-		
	Pos. Fig.	Antal/Quantity			Art nr Part No	Benämning	Description	Sats Kit	Anmärkning Notes
0020	1				A10987.0100	Klimatanl.värmedel	Air conditioning,heating		RITNING/DRAWING
0040	2	1			921055.0052	•Klimatanl.värmedel	•Air conditioning,heating		
0060	3	1			923458.0757	•Värmebatteri	•Heat battery		
0080	4	2			923458.0758	•Slang	•Hose		
0100	5	3			922496.0001	•Skarvrör	•Connector pipe		
0120	6	7			923458.0759	•Slangklamma	•Hose clamp		
0140	7	4			922789.0003	•Luftmunstycke	•Defroster nozzle		
0160	8	4			922789.0004	•Hållare	•Holder		
0180	9	4			921078.0001	•Genomföring	•Grommet		
0200	10	2			923458.0760	•Kuggväxel	•Gear wheel		
0220	11	2			923110.0441	•Klamma	•Clamp		
0240	12	1			923458.0761	•Axel	•Shaft		
0260	13	1			923458.0762	•Axel	•Shaft		
0280	14	3			923458.0763	•Ratt	•Steering wheel		
0300	15	1			923436.0343	•Fläkt	•Fan		
0320	16	ERF			922254.0004	•Wire	•Wire		
0340		1			922114.0002	•Wirelås	•Wire lock		UTG
0360	17	ERF			923110.0442	•Wirehölje	•Wire wrapping		
0380	18	1			923458.0769	•Filter	•Filter		
0400	19	2			923458.0764	•Sprint	•Peg		
0420	20	2			923458.0765	•Klamma	•Clamp		
0440	21	2			923458.0766	•Bricka	•Washer		
0460	22	2			923458.0767	•Bricka	•Washer		
0480	23	2			923458.0768	•Fjäderbricka	•Spring washer		
0500	24	1			923458.0773	•Kabelstam	•Cable unit		
0520	25								NOT USED
0540	26								NOT USED
0560	27								NOT USED
0580	28								NOT USED
0640	31								NOT USED
0660	32								NOT USED
0680	33	1			923458.0774	•Luftfördelare	•Air distributor		
0700	34	1			920749.0006	•Skruv	•Screw		
0720	35	1			920950.0002	•Skruv	•Screw		
0740	36	1			3062	•Skruv	•Screw		
0760	37	1			98151	•Bricka	•Washer		
0780	38	1			921055.0044	•Reglerventil	•Control valve		
0800	39	1			921055.0002	•Klamma	•Clamp		
0820	40	2			407480.0800	•Slang	•Hose		
0840	41	4			3244	•Klammer	•Clamp		
0860	42	ERF			921364.0004	•Isolering	•Insulation		T=30
0880	43	1			920950.0002	•Skruv	•Screw		
0900	44	1			352670.0500	•Överfall	•Cap		
0920	45	2			98151	•Bricka	•Washer		
0940	46	1			920099.064	•Skruv	•Screw		
0960	47	1			A10737.0200	Luftfilter	Air filter		
0980	48	1			A09424.0300	Luftventil	Breather		
1000	49	2			98151	Bricka	Washer		
1020	50	2			920076.002	Låsmutter	Lock nut		

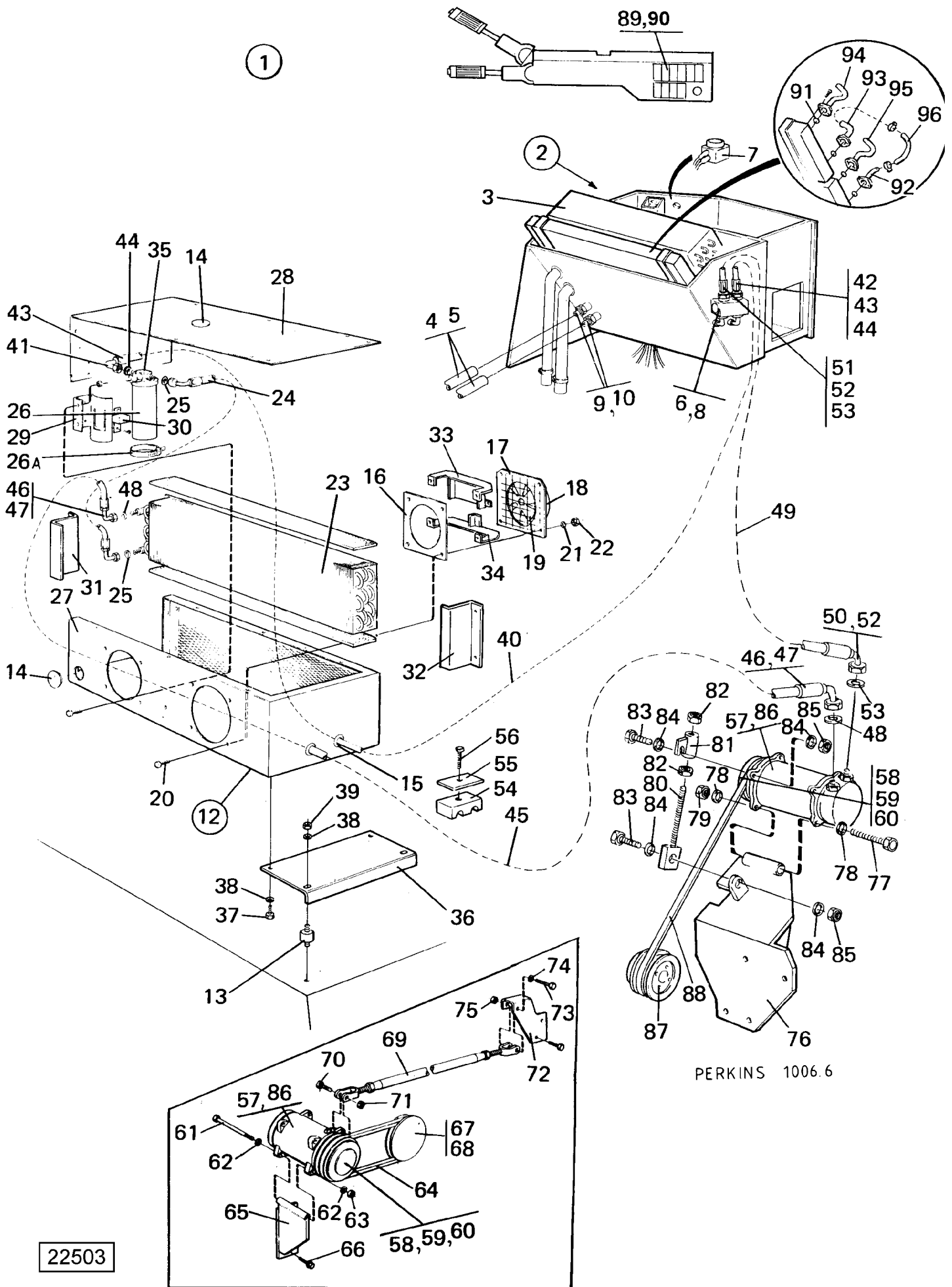


PERKINS 1006.6

VOLVO TD 61 AW / 71AW

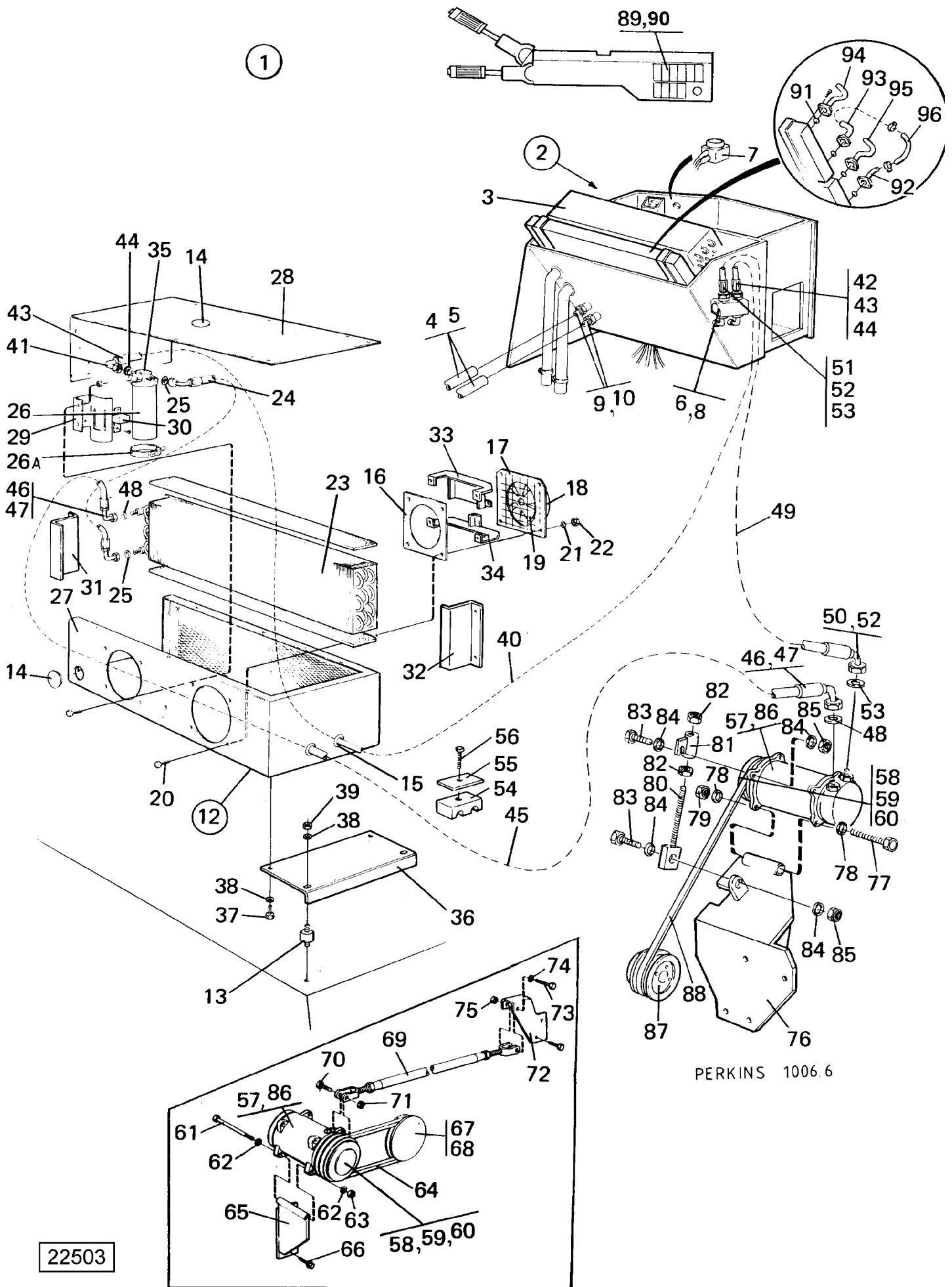
Reservdelar - Spare parts

0460	Utgåva Issue		Bild nr Picture No		Klimatanläggning värme/kyla,A10988.0100, A15518.0100, -1995-10-01		Air conditioning,heating/ cooling,A10988.0100, A15518.0100, -1995-10-01		
	Pos. Fig.	Antal/Quantity			Art nr Part No	Benämning	Description	Sats Kit	Anmärkning Notes
		A109 88. 0100	A155 18. 0100						
0020	1	1			A10988.0100	Klimatanläggning	Air conditioning		-1993-12-31
0040			1		A15518.0100	Klimatanläggning	Air conditioning		1994-01-01-1995-10-01
0080	2	1			921055.0053	•Klimatanl.värme/kyla	•Ac,heating/cooling		-1993-12-31
0120			1		923690.0001	•Klimatanl.värme/kyla	•Ac,heating/cooling		1994-01-01-1995-10-01
0200	3	1	1		923458.0770	•Förångarbatteri	•Evaporating battery		
0220	4	1	1		923458.0771	•Slang	•Hose		Ø19,1/7,9
0240	5	1	1		923458.0772	•Slang	•Hose		Ø25,3/12,7
0260	6	1	1		923109.0663	•Expansionsventil	•Expansion valve		
0280	7	1	1		920883.0001	•Termostat	•Thermostat		
0300	8	1	1		921056.0013	•Klamma	•Clamp		
0320	9	1	1		923120.0595	•Nippel	•Nipple		7/8"
0340	10	1	1		923436.0073	•Nippel	•Nipple		5/8"
0360	11					•Övriga detaljer	•Other details		SEE GR 10, PAGE 89
0380	12	1			921430.0006	•Kondensor	•Condenser		24V KPL, -1993-12-31
0400			1		923691.0001	•Kondensor	•Condenser		24V KPL, 1994-01-01- 1995-10-01
0420									
0460	13	4	4		921515.0002	•Dämpare	•Pad		
0480	14	ERF	ERF		921055.0007	•Plugg	•Plug		GUMMI/RUBBER
0500	15	2	2		921078.0001	•Genomföring	•Grommet		
0520	16	2	2		921943.0001	•Distansring	•Spacer ring		
0540	17	2	2		920879.0006	•Fläkt	•Fan		24V
0560	18	2	2		921109.0007	•Fläktmotor	•Fan motor		
0580	19	2	2		922450.0002	•Fläktvinge	•Fan blade		
0600	20	8	8		920074.004	•Skruv	•Screw		
0620	21	8	8		920098.008	•Bricka	•Washer		
0640	22	8	8		920076.001	•Mutter	•Nut		
0660	23	1	1		923436.0072	•Värmeväxlare	•Heat exchanger		
0680	24	1	1		921055.0027	•Slang	•Hose		
0700	25	2	2		922978.0001	•O-ring	•O-ring		
0720	26	1			921056.0016	•Fuktfilter	•Damp filter		-1993-12-31
0740			1		923693.0001	•Fuktfilter	•Damp filter		1994-01-01-
0760	26A	1	1		923436.0070	•Slangklamma	•Hose clamp		
0780	27	1	1		923436.0020	•Hus	•Housing		
0800	28	1	1		923436.0043	•Lock	•Cover		
0820	29	1	1		923436.0038	•Konsol	•Bracket		
0840	30	1	1		923436.0398	•Relä	•Relay		
0860	31	1	1		923436.0067	•Batterihållare	•Battery holder		
0880	32	1	1		923436.0035	•Batterihållare	•Battery holder		
0900	33	1	1		923436.0077	•Fäste	•Bracket		
0920	34	1	1		923436.0076	•Fäste	•Bracket		
0940	35	1			923110.0257	•Adapter	•Adapter		
0960	36	2	2		921056.0012	•Fäste	•Bracket		
0980	37	4	4		920099.025	•Skruv	•Screw		
1000	38	8	8		920098.025	•Bricka	•Washer		
1020	39	4	4		3052	•Mutter	•Nut		
1040	40	ERF			921056.0010	•Slang	•Hose		-1993-12-31
1060			1		A15504.0100	•Slang	•Hose		KPL,VOLVO AND PERKINS 1994-01-01-
1080									
1140	41	1			921092.0010	•Slangkoppling	•Hose fitting		
1160	42	1			921092.0013	•Slangkoppling	•Hose fitting		
1180	43	2			922510.0001	•Hylsa	•Sleeve		
1200	44	2	2		922978.0001	•O-ring	•O-ring		
1220	45	ERF			921056.0014	•Slang	•Hose		-1993-12-31
1240			1		A15505.0100	•Slang	•Hose		KPL,VOLVO,1994-01-01-
1260			1		A15505.0200	•Slang	•Hose		KPL,PERKINS, 1994-01-01-
1280									
1340	46	2			921092.0011	•Slangkoppling	•Hose fitting		
1360	47	2			922510.0003	•Hylsa	•Sleeve		
1380	48	2	2		922978.0002	•O-ring	•O-ring		
1400	49	ERF			921056.0011	•Slang	•Hose		-1993-12-31
1420			1		A15506.0100	•Slang	•Hose		KPL,VOLVO,1994-01-01-



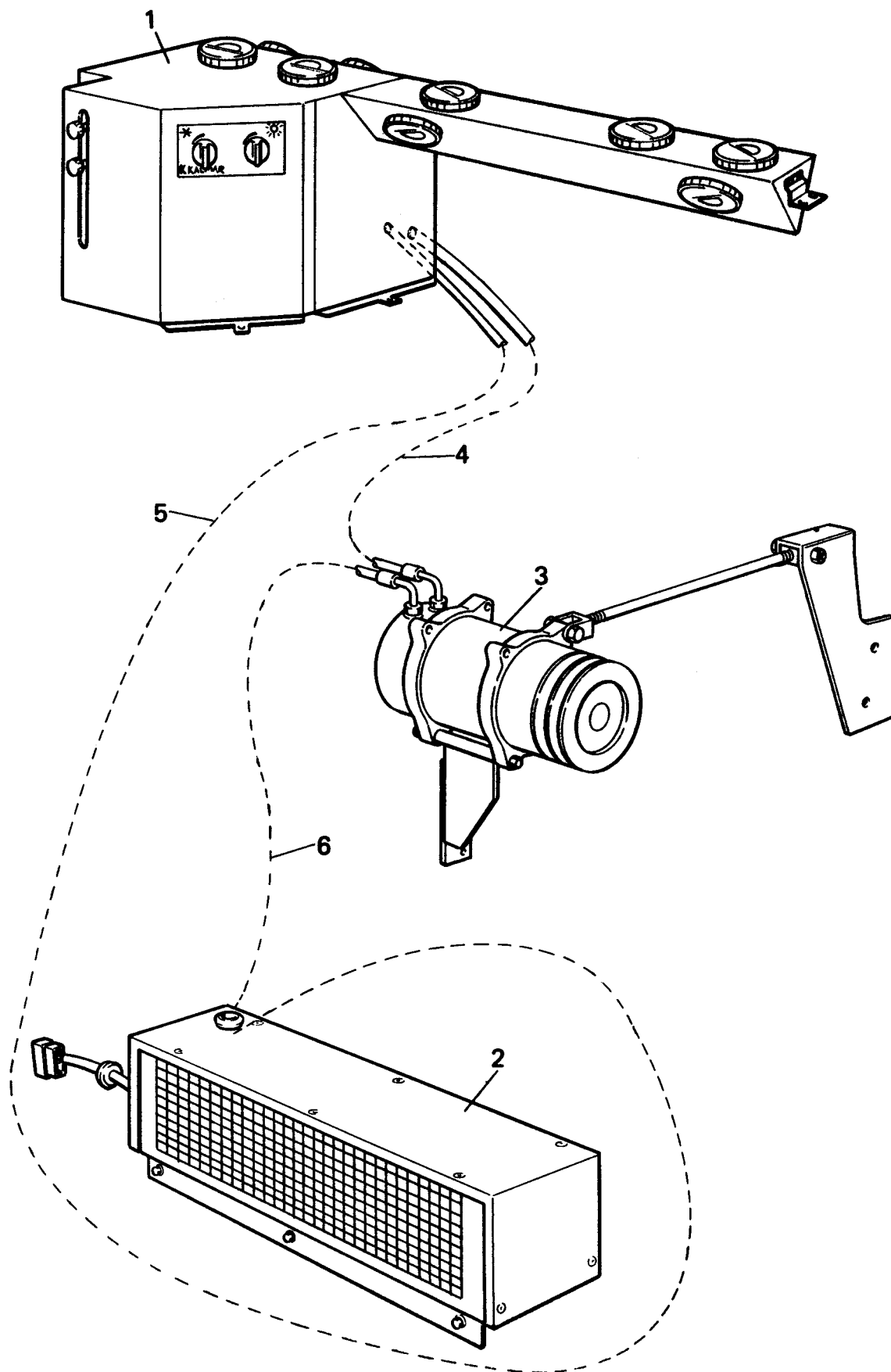
PERKINS 1006.6

VOLVO TD 61 AW / 71AW



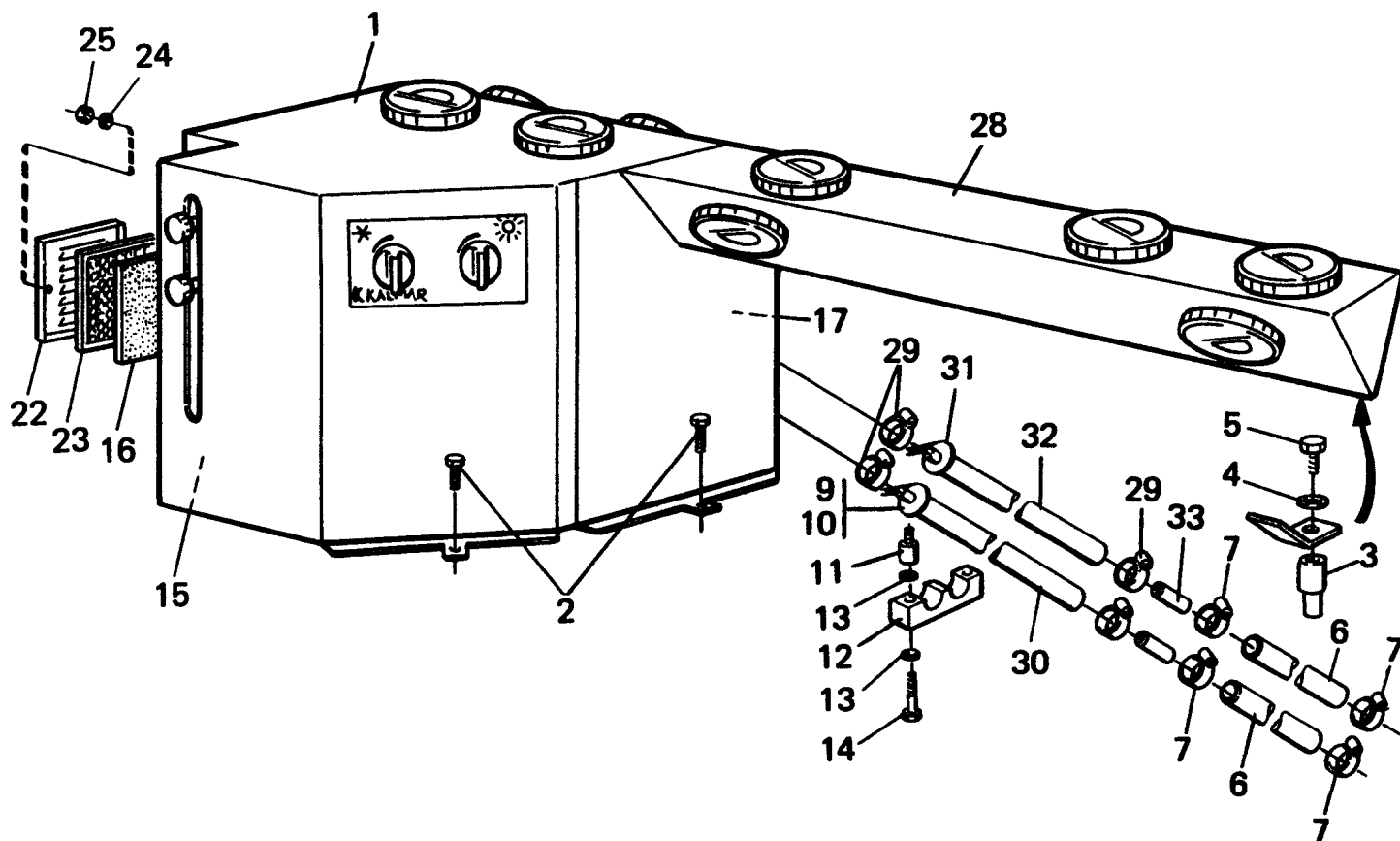
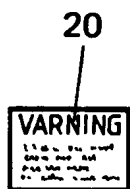
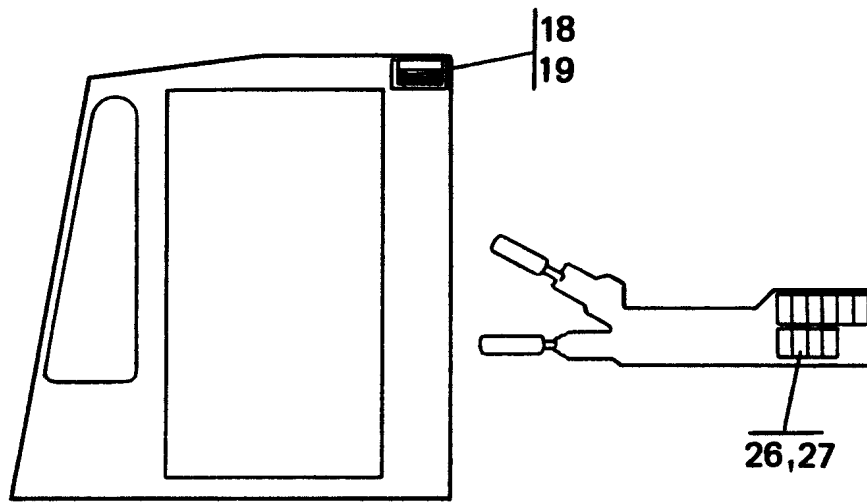
Reservdelar - Spare parts

0460	Utgåva Issue		Bild nr Picture No		Klimatanläggning värme/kyla,A10988.0100, A15518.0100, -1995-10-01		Air conditioning,heating/ cooling,A10988.0100, A15518.0100, -1995-10-01		
	980615		22503						
2640	Pos. Fig.	Antal/Quantity			Art nr Part No	Benämning	Description	Sats Kit	Anmärkning Notes
		A109 88. 0100	A155 18. 0100						
	96	1	1		920897.0003	•Gummiböj	•Rubber bend		INCL. IN FIG. 2

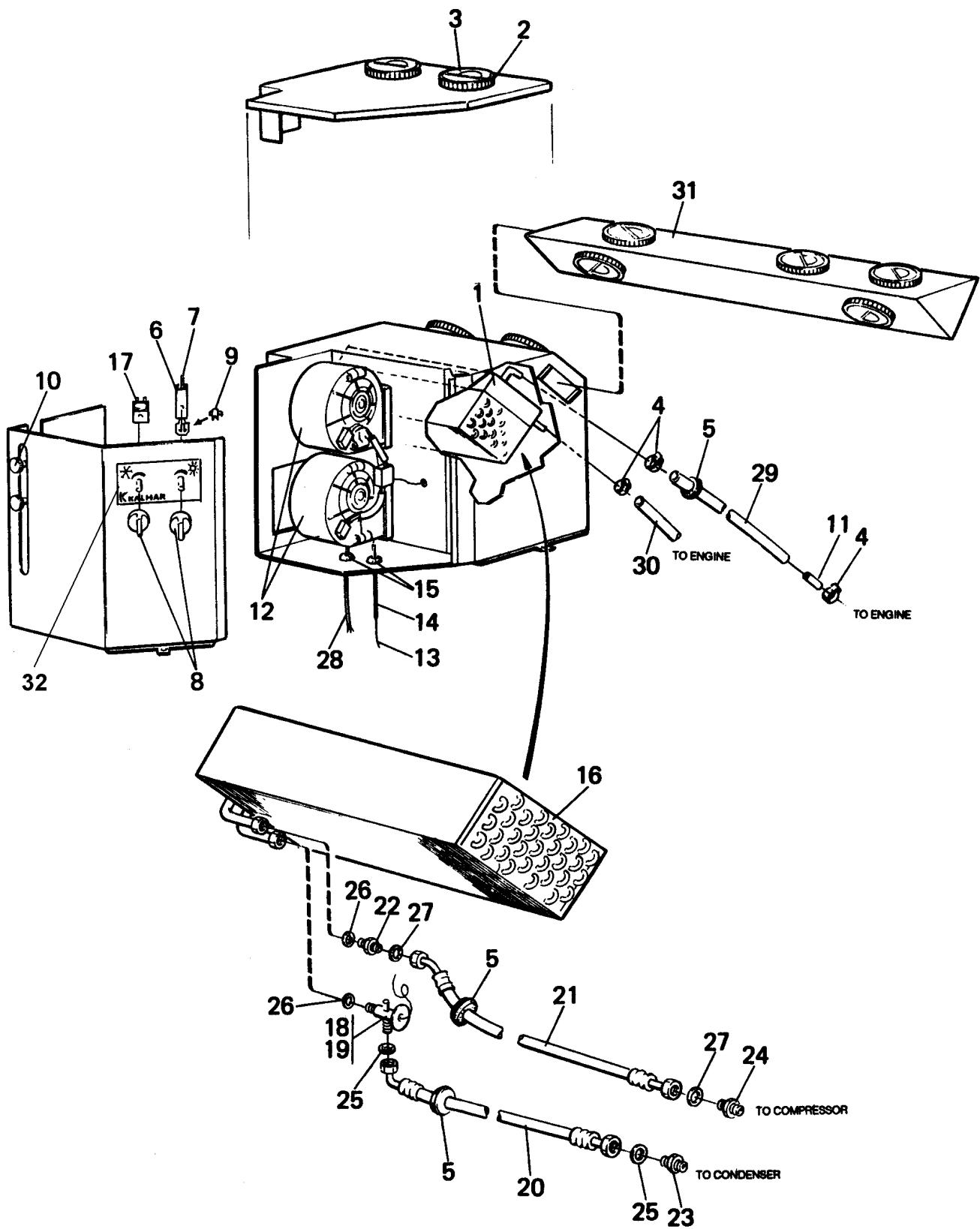


Reservdelar - Spare parts
10
99

0470	Utgåva Issue		Bild nr Picture No		Klimatanläggning värme/kyla,A15518.0900 1995-10-02-		Air conditioning,heating/ cooling,A15518.0900 1995-10-02-	
	980615		21773					
Pos. Fig.	Antal/Quantity			Art nr Part No	Benämning	Description	Sats Kit	Anmärkning Notes
0020	1			A15518.0900	Klimatanl.värme/kyla	Ac,heating/cooling		SEE GR 10, PAGE 101
0040	2			923691.0002	Kondensor	Condenser		SEE GR 10, PAGE 105
0060	3			456659.XXXX	Luftkonditionering	Air conditioning		SEE GR 10, PAGE 107
0080								FÖR VOLVO
0100				456659.XXXX	Luftkonditionering	Air conditioning		SEE GR 10, PAGE 109
0120								FÖR PERKINS
0140	4	1		A15506.1000	Slang	Hose		KPL,STD,VOLVO
0160		1		A15506.0100	Slang	Hose		KPL,HH=300,500,VOLVO
0180		1		A15506.0800	Slang	Hose		KPL,CS,VOLVO
0200		1		A15506.1100	Slang	Hose		KPL,STD,PERKINS
0220		1		A15506.0200	Slang	Hose		KPL,HH=300,500,
0240								PERKINS
0260		2		922978.0003	O-ring	O-ring		
0280	5	1		A15504.0100	Slang	Hose		KPL,STD+CS,VOLVO,
0300								PERKINS
0320		1		A15504.0200	Slang	Hose		KPL,HH=300,500,VOLVO,
0340								PERKINS
0360		2		922978.0001	O-ring	O-ring		
0380	6	1		A15505.1600	Slang	Hose		KPL,STD,VOLVO
0400		1		A15505.1900	Slang	Hose		KPL,HH=300,500,VOLVO
0420		1		A15505.2000	Slang	Hose		KPL,CS,VOLVO
0440		1		A15505.0300	Slang	Hose		KPL,STD,PERKINS
0460		1		A15505.1900	Slang	Hose		KPL,HH=300,500,
0480								PERKINS
0500		2		922978.0002	O-ring	O-ring		



[illegible]



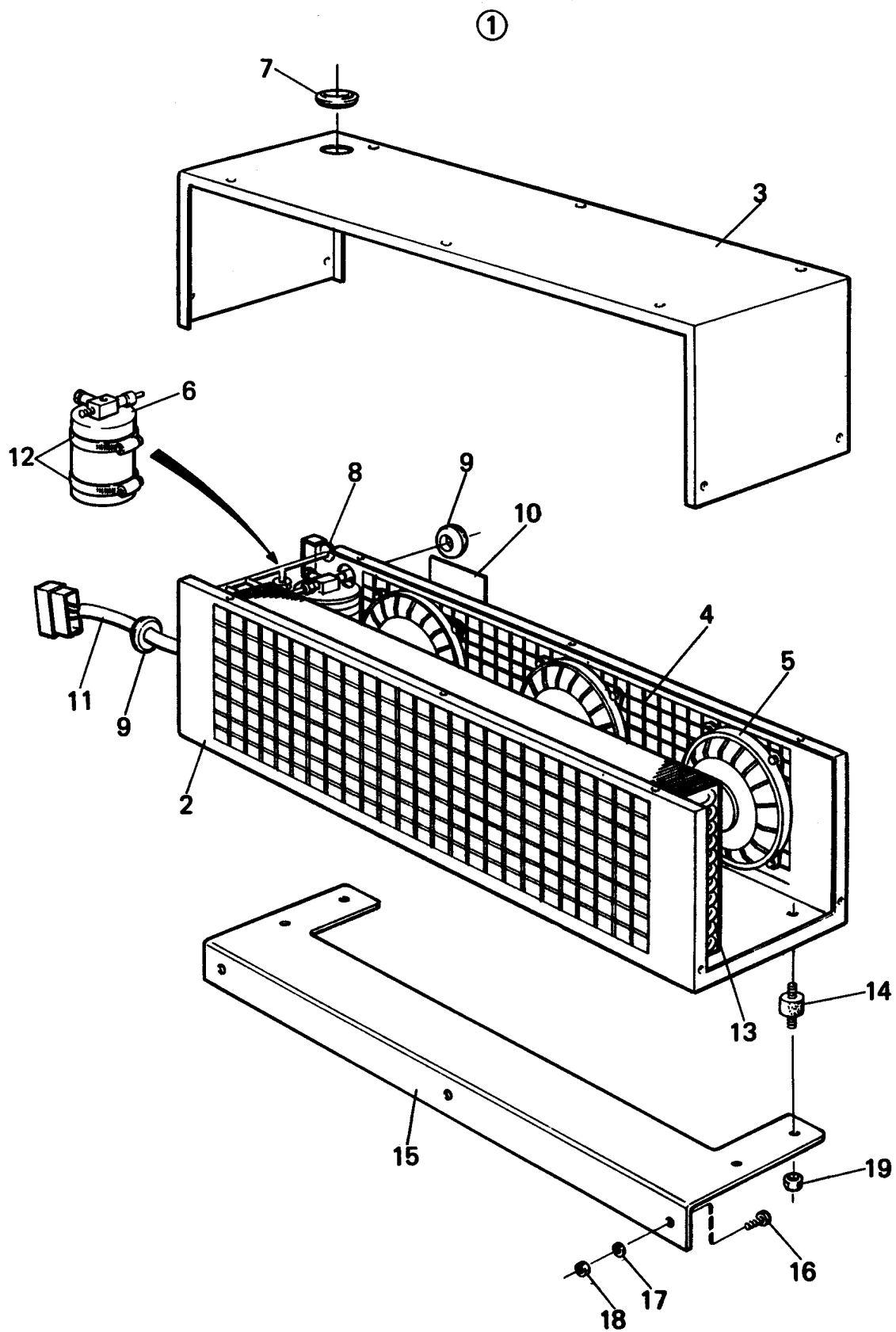
Reservdelar - Spare parts

10

103

0480

0480	Utgåva Issue		Bild nr Picture No		Klimator 923690.0006		Climator 923690.0006		
	980615		21775						
	Pos. Fig.	Antal/Quantity			Art nr Part No	Benämning	Description	Sats Kit	Anmärkning Notes
0020	1	1			923705.0460	Värmebatteri	Heat battery		
0040	2	4			922789.0004	Hållare	Holder		
0060	3	4			922789.0003	Luftmunstycke	Defroster nozzle		
0080	4	3			923458.0759	Slangklamma	Hose clamp		
0100	5	3			921078.0001	Genomföring	Grommet		
0120	6	1			923458.0760	Kuggväxel	Gear wheel		
0140	7	1			923458.0761	Axel	Shaft		
0160	8	2			923458.0763	Ratt	Steering wheel		
0180	9	1			923110.0441	Klamma	Clamp		
0200	10	2			923727.0137	Vred	Knob		
0220	11	1			922496.0001	Skarvrör	Connector pipe		
0240	12	2			923436.0343	Fläkt	Fan		
0250		2			923120.0801	•Motstånd	•Resistor		
0260	13	ERF			922254.0004	Wire	Wire		L=1300MM
0280	14	ERF			923110.0442	Wirehölje	Wire wrapping		L=1000MM
0300	15	2			923705.0462	Genomföring	Grommet		
0320	16	1			923458.0770	Batteri	Battery		
0340	17	1			920883.0001	Temp.väljare	Temperature selector		
0360	18	1			923109.0663	Expansionsventil	Expansion valve		
0380	19	1			921056.0013	Klamma	Clamp		
0400	20	1			923458.0771	Kylarslang	Hose		
0420	21	1			923458.0772	Kylarslang	Hose		
0440	22	1			923705.0463	Adapter	Adapter		
0460	23	1			923436.0073	Nippel	Nipple		
0480	24	1			923120.0595	Nippel	Nipple		
0500	25	2			922978.0001	O-ring	O-ring		
0520	26	2			922978.0002	O-ring	O-ring		
0540	27	2			922978.0003	O-ring	O-ring		
0560	28	1			923705.0464	Kabelstam	Cable unit		
0580	29	ERF			923705.0465	Slang	Hose		L=750MM
0600	30	ERF			923705.0465	Slang	Hose		L=600MM
0620	31	1			923458.0774	Luftfördelare	Air distributor		
0640	32	1			923736.0742	Skylt	Sign		VÄRME/KYLA, HEATING/COOLING
0660									



Reservdelar - Spare parts

0485

Utgåva

Bild nr

Kondensor

Condenser

Issue

Picture No

923691.0002

923691.0002

980615

21776

0020

0040

0060

0080

0100

0120

0140

0160

0180

0200

0220

0240

0260

0280

0300

0320

0340

0360

0380

0400

0420

0440

0460

Pos.
Fig.

Antal/Quantity

Art nr
Part No

Benämning

Description

Sats
Kit

Anmärkning
Notes

456659.XXXX

923691.0002

923705.0466

923705.0467

923705.0468

923705.0469

923705.0470

921055.0007

923705.0471

921078.0001

920643.0010

920643.0011

920643.0012

920643.0013

923705.0472

923705.0473

923705.0474

923379.0001

920076.003

Kondensor

•Hus

•Lock

•Galler

•Fläkt

•Fuktfilter

•Propp

•Genomföring

•Genomföring

•Varningsskylt

•Varningsskylt

•Varningsskylt

•Varningsskylt

•Kabelstam

•Slangklamma

•Kondensor

Gummidämpare

Låsmutter

Condenser

•Housing

•Cover

•Grating

•Fan

•Damp filter

•Plug

•Grommet

•Grommet

•Warning sign

•Warning sign

•Warning sign

•Warning sign

•Cable unit

•Hose clamp

•Condenser

Rubber cushion

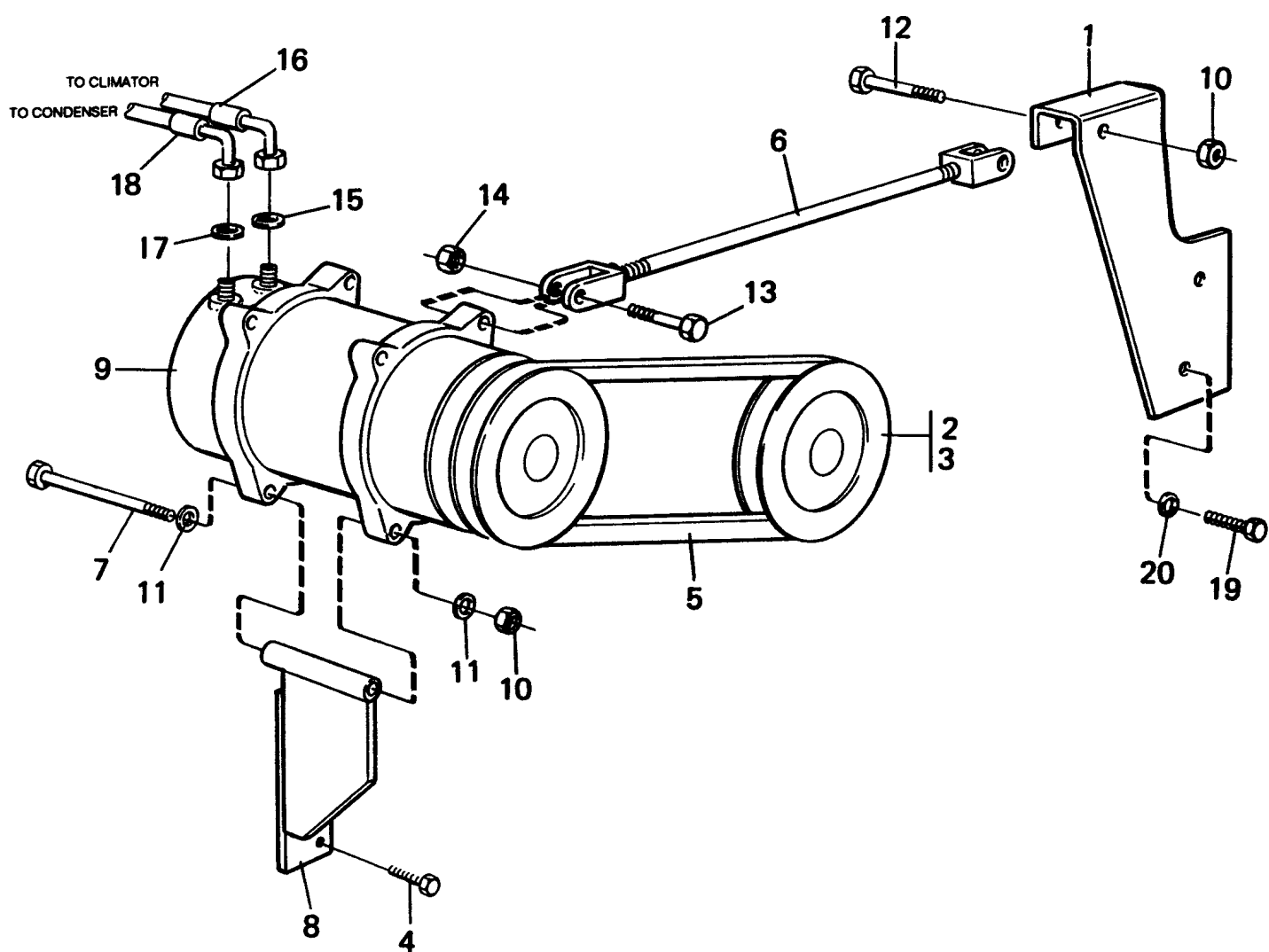
Lock nut

RITNING/DRAWING

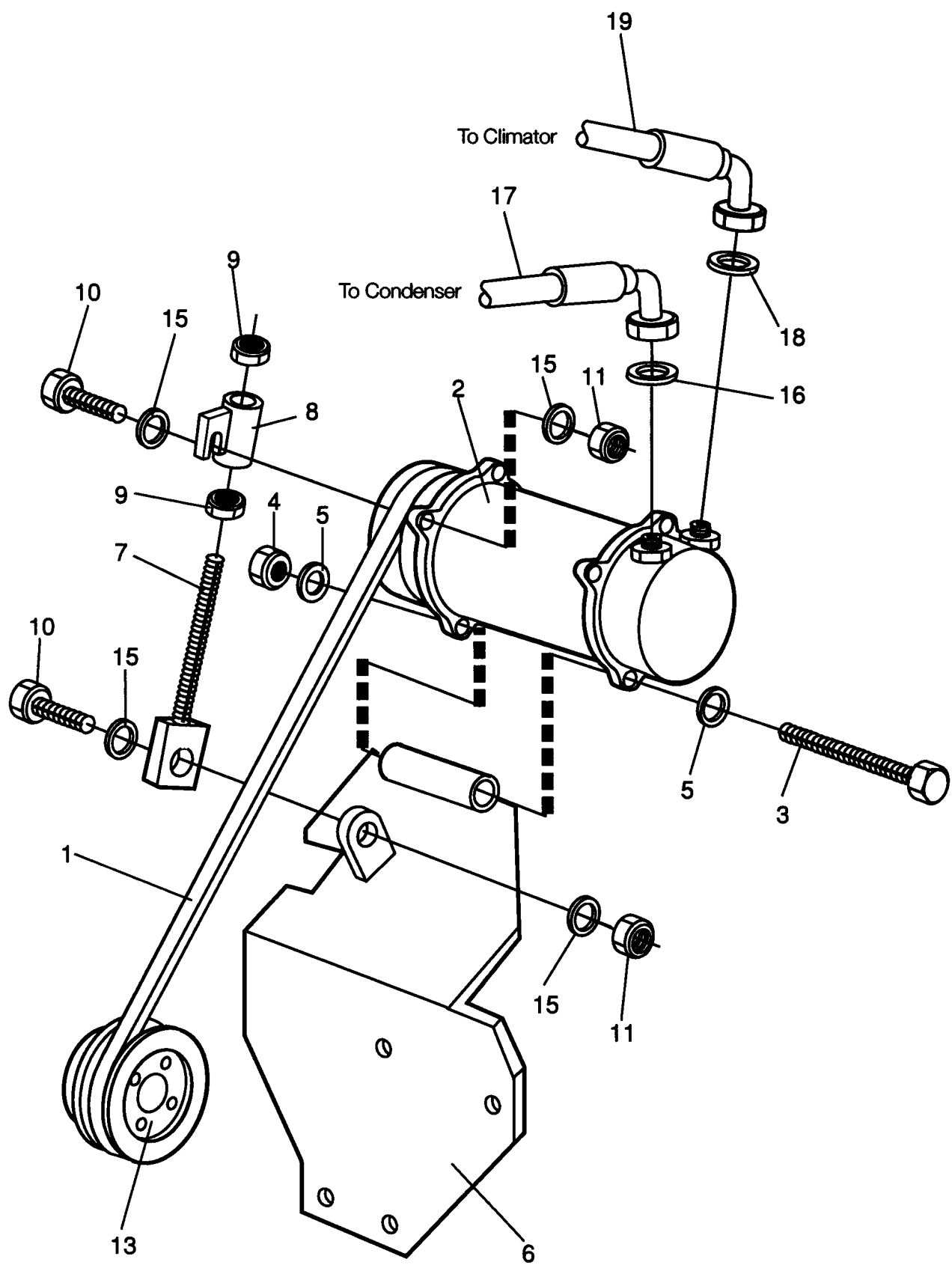
24V

SWEDISH
ENGLISH
GERMAN
FRENCH

NOT USED
NOT USED
NOT USED
NOT USED



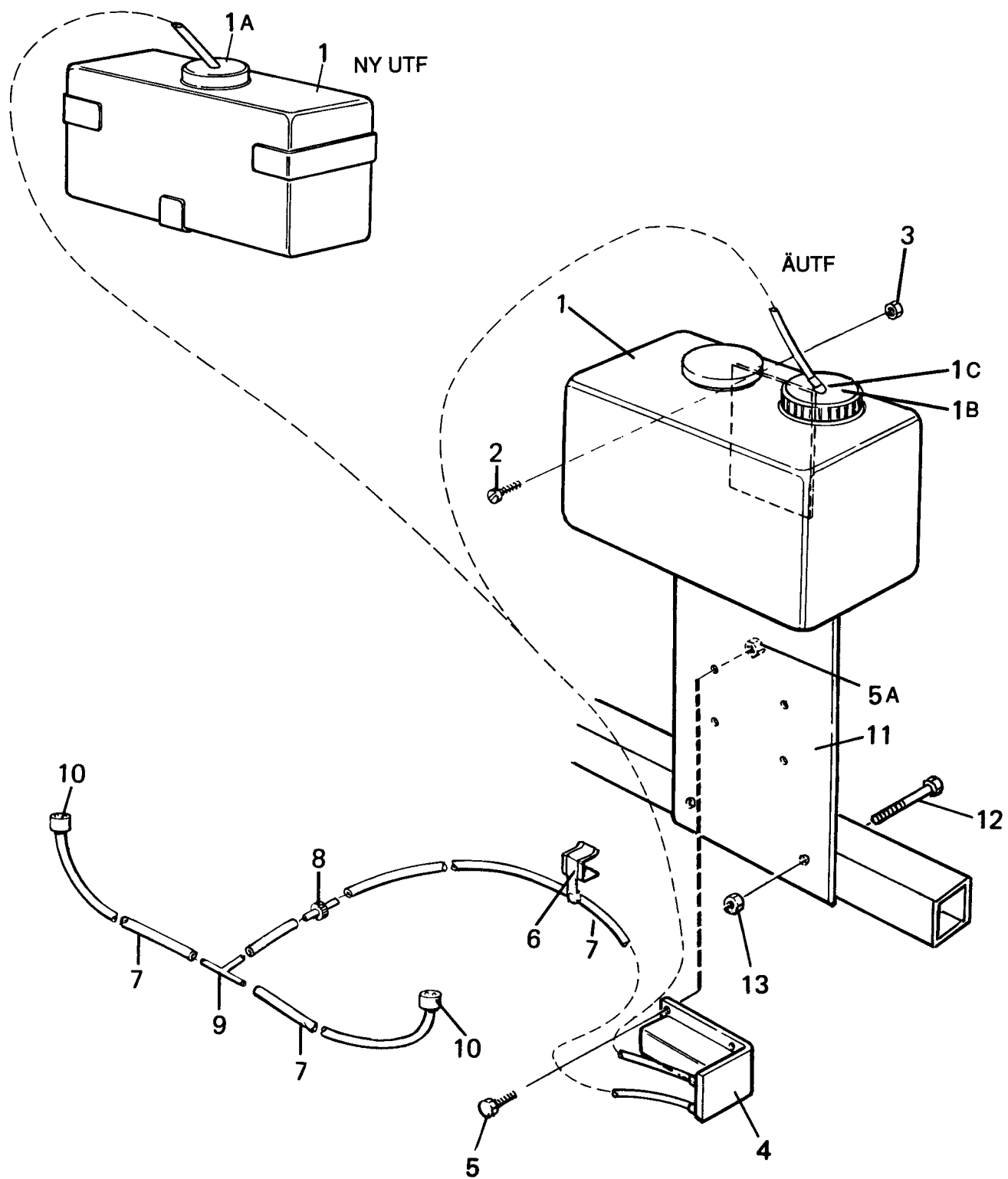
0490	Utgåva Issue 980615	Bild nr Picture No 21911	Luftkonditionering 456659.1000,.1100 Volvo		Air conditioning 456659.1000,.1100 Volvo				
	Pos. Fig.	Antal/Quantity			Art nr Part No	Benämning	Description	Sats Kit	Anmärkning Notes
		4566 59. 1000	4566 59. 1100						
0020		1			456659.1000	Monteringssats	Mounting kit		RITNING/DRAWING VOLVO-TD71AW RITNING/DRAWING VOLVO-TD61AW/TD630ME/ TWD730ME/TWD731ME
0040									
0060			1		456659.1100	Monteringssats	Mounting kit		
0080									
0081									
0100	1	1	1		337396.0200	Fäste	Bracket		
0120	2	1	1		354428.0100	Remskiva	Pulley		
0140	3	4	4		922357.0017	Skruv	Screw		
0160	4	2	2		922357.0019	Skruv	Screw		
0180	5	1	1		921496.0011	Kilrem	V-belt		
0200	6	1	1		923060.0001	Skruv	Screw		
0220	7	1	1		439527.0100	Skruv	Screw		
0240	8	1			337065.0100	Konsol	Bracket		
0260			1		337065.0200	Konsol	Bracket		
0280	9	1	1		923692.0005	Kompressor	Compressor		
0300		1	1		923349.0881	•Magnetkoppling	•Solenoid clutch		
0320	10	2	2		5957	Mutter	Nut		
0340	11	2	2		920098.008	Bricka	Washer		
0360	12	1	1		920042.010	Skruv	Screw		
0380	13	1	1		3090	Skruv	Screw		
0400	14	1	1		98110	Mutter	Nut		
0420	15	1	1		922978.0003	O-ring	O-ring		
0440	16					Slang	Hose		SEE GR 10, PAGE 99
0460	17	1	1		922978.0002	O-ring	O-ring		
0480	18					Slang	Hose		SEE GR 10, PAGE 99
0500	19	2	2		920099.065	Skruv	Screw		
0520	20	2	2		920098.025	Bricka	Washer		



Reservdelar - Spare parts

0495

Utgåva Issue		Bild nr Picture No		Luftkonditionering 456659.1200 Perkins		Air conditioning 456659.1200 Perkins		
980615		21913						
Pos. Fig.	Antal/Quantity			Art nr Part No	Benämning	Description	Sats Kit	Anmärkning Notes
	4566 59. 1200							
	1			456659.1200				RITNING/DRAWING PERKINS 1006.6
1	1			4775	Kilrem	V-belt		
2	1			923692.0005	Kompressor	Compressor		
	1			923349.0881	•Magnetkoppling	•Solenoid clutch		
3	1			439527.0100	Skruv	Screw		
4	1			920068.007	Mutter	Nut		
5	2			98150	Bricka	Washer		
6	1			A03968.0100	Fäste	Bracket		
7	1			427013.0200	Spännjärn	Tensioner arm		
8	1			424276.0300	Hylsa	Sleeve		
9	2			920068.0008	Mutter	Nut		
10	2			920099.065	Skruv	Screw		
11	2			920076.003	Låsmutter	Lock nut		
12								NOT USED
13	1			A05068.0100	Remskiva	Pulley		
14								NOT USED
15	4			920098.025	Bricka	Washer		
16	1			922978.0002	O-ring	O-ring		
17					Slang	Hose		SEE GR 10, PAGE 99
18	1			922978.0003	O-ring	O-ring		
19					Slang	Hose		SEE GR 10, PAGE 99




Reservdelar - Spare parts

10

111

0500	Utgåva Issue		Bild nr Picture No		Vindrutespolare		Windshield flusher		
	980615		20892						
	Pos. Fig.	Antal/Quantity			Art nr Part No	Benämning	Description	Sats Kit	Anmärkning Notes
0020	1	1			920178.001	Behållare,spolarvätska	Fluid body tank		ÄUTF NY UTF
0021		1			920178.005	Behållare,spolarvätska	Fluid body tank		
0023	1A	1			923110.0082	•Lock	•Cover		KPL MED NIPPEL/SIL WITH NIPPLE/STRAINER NOT USED
0026	1B	1			923110.0081	•Lock	•Cover		
0027									
0030	1C	1							
0040	2	2			920517.0018	Skruv	Screw		
0060	3	2			98106	Mutter	Nut		
0080	4	1			5433	Motor,spolarvätska	Motor,fluid body		
0100	5	4			920074.007	Skruv	Screw		
0105	5A	4			3049	Mutter	Nut		
0120	6	ERF			921061.0001	Klamma	Clamp		
0140	7	1			90396	Slang	Hose		
0160	8	1			5400	Backventil	Check valve		
0180	9	1			5859	T-rör	T-pipe		
0200	10	2			920170.002	Spolarmunstycke	Jet		FRONT
0220		1			920170.003	Spolarmunstycke	Jet		REAR
0240	11	1			455791.0100	Fäste	Bracket		16/1200-6
0250		1			357708.0200	Fäste	Bracket		
0260	12	2			3081	Skruv	Screw		
0280	13	2			920076.003	Mutter	Nut		

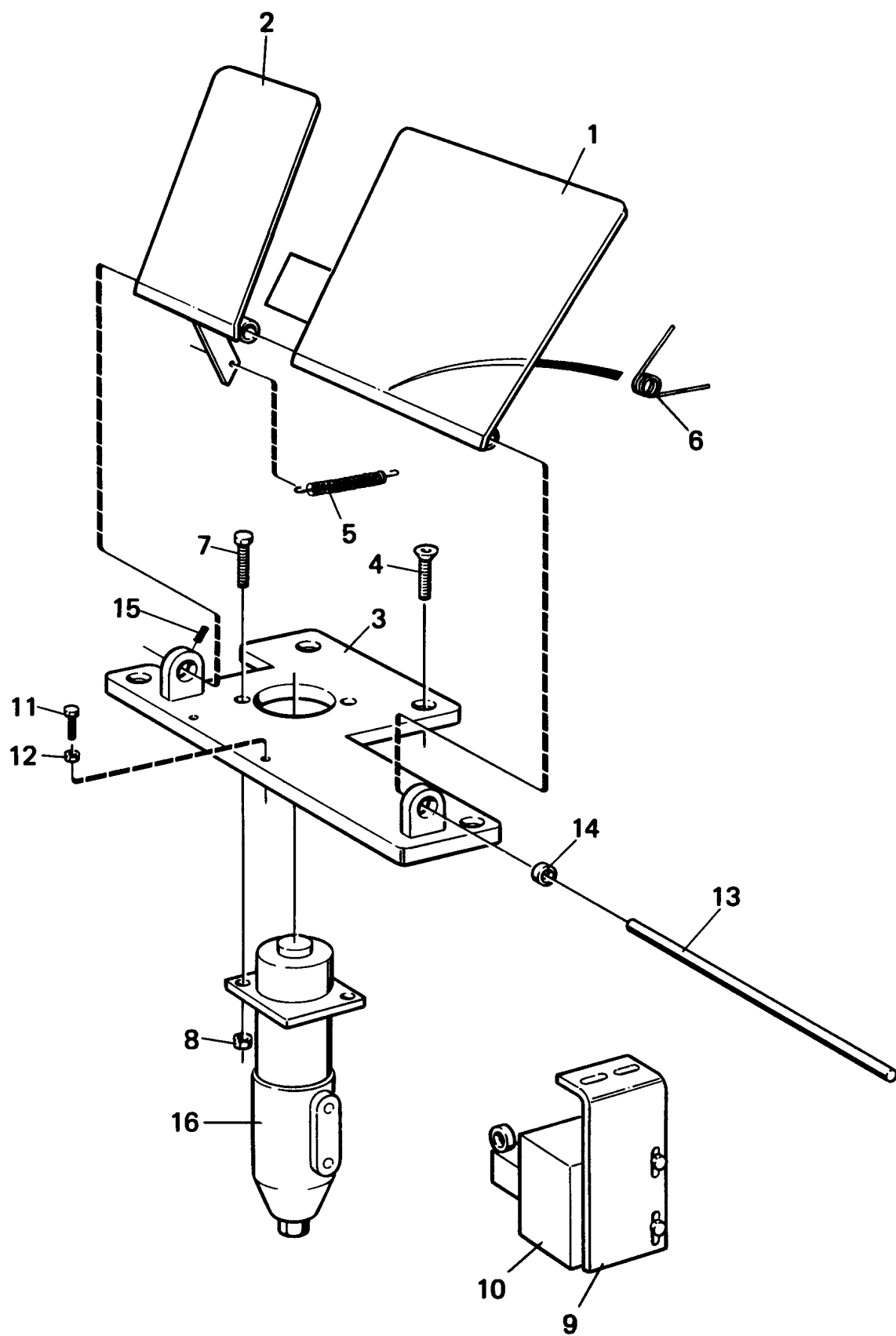


Reservdelar - Spare parts

10

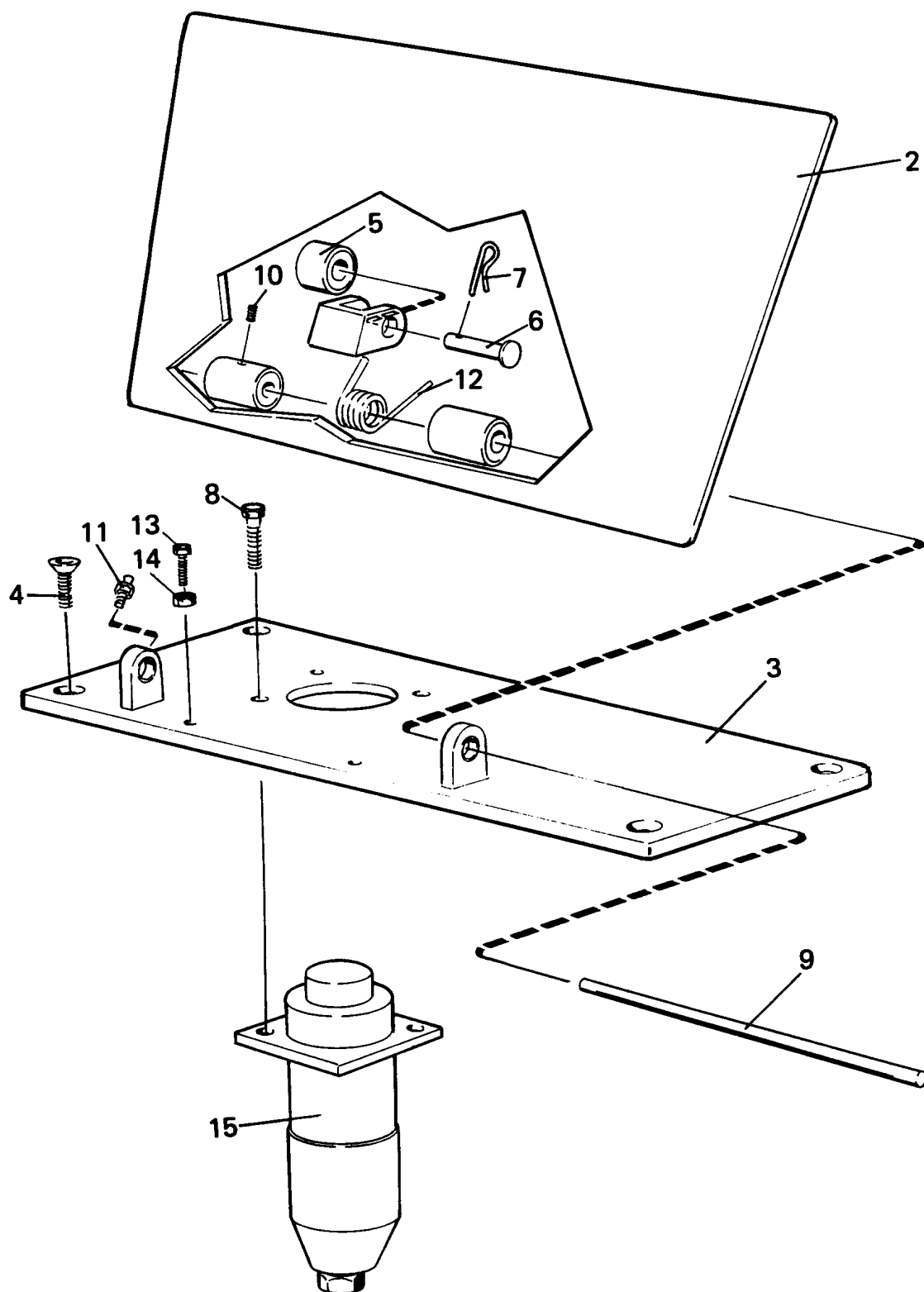
113

0600	Utgåva Issue		Bild nr Picture No		Hyttipningscylinder med monteringsdetaljer 456488.0100,.0300		Cab tilting cylinder with mounting details 456488.0100,.0300		
	Pos. Fig.	Antal/Quantity			Art nr Part No	Benämning	Description	Sats Kit	Anmärkning Notes
0010	1	-			456488.0100	Handpump	Hand pump		SYSTEM KPL/ASSY SYSTEM KPL/ASSY EL.PUMP SEE GR 90, PAGE 27
0020			-		456488.0300	Handpump	Hand pump		
0050		1			920977.0016	Handpump	Hand pump		
0051			1		A00595.0100	Handpump	Hand pump		
0052									
0055		1			923110.0328	•Rep.sats	•Repair kit		
0057	1A	4			923120.0776	•Nippel	•Nipple		
0060	2	1			920977.0002	Handtag	Handle		
0080	3	2			920042.002	Skruv	Screw		
0120	4	4	4		920979.0007	Koppling	Fitting		
0140	5	2	2		306867.0500	Hydraulslang	Hydraulic hose		L=2050 HJB=2750
0142		2	2		306867.0600	Hydraulslang	Hydraulic hose		L=2300 HJB=3000
0144		2	2		306867.0700	Hydraulslang	Hydraulic hose		L=2550 HJB=3250
0146		2	2		306867.0800	Hydraulslang	Hydraulic hose		L=2800 HJB=3500
0148		2	2		306867.0900	Hydraulslang	Hydraulic hose		L=3050 HJB=3750
0160	6	1	1		920977.0004	Tippcylinder	Cab tilting cylinder		
0180		1	1		921959.0001	•Rep.sats	•Repair kit		
0200	7	1	1		406944.0100	Axeltapp	Shaft pivot		
0220	8	2	2		95007	Saxpinne	Split pin		
0240	9	1	1		921009.0001	Mutter	Nut		
0260	10	1	1		420293.0100	Kolvstångsfäste	Piston rod bracket		
0270	11	1	1		A09200.0100	Fäste	Bracket		SEE GR 10, PAGE 15
0280	12	1	1		920042.080	Skruv	Screw		
0290	13	1	1		920702.0001	Dämpare	Pad		
0300	14	1	1		920076.007	Låsmutter	Lock nut		
0340	15	1	1		920069.020	Skruv	Screw		
0360	16	1	1		920800.0001	Klamma	Clamp		
0380	17	1	1		920799.0002	Täckplatta	Cover plate		
0400	18	1	1		920099.064	Skruv	Screw		



0700	Utgåva Issue	Bild nr Picture No		Bromspedal inching A03502.0400		Brake pedal, inching A03502.0400			
	980615	16988							
	Pos. Fig.	Antal/Quantity			Art nr Part No	Benämning	Description	Sats Kit	Anmärkning Notes
0010		1			A03502.0400	Bromspedal	Brake pedal		DRAW.NO. -T330122759
0020	1	1			A03503.0400	•Bromspedal	•Brake pedal		
0040	2	1			A03507.0300	•Pedal	•Pedal		INCHING
0060	3	1			A03517.0400	•Platta	•Plate		
0080	4	4			920043.044	•Skruv	•Screw		
0100	5	1			90124	•Fjäder	•Spring		
0120	6	1			A08460.0200	•Vridfjäder	•Torsion spring		
0140	7	2			920099.065	•Skruv	•Screw		
0160	8	2			3052	•Mutter	•Nut		
0180	9	1			A06879.0100	•Fäste	•Bracket		
0200	10	1			93034	•Gränslägesbrytare	•Limit switch		
0220	11	2			920074.007	•Skruv	•Screw		
0240	12	2			98106	•Mutter	•Nut		
0260	13	1			A03516.0300	•Axel	•Shaft		
0280	14	4			920070.017	•Glidlager	•Slide bearing		
0300	15	2			920069.020	•Skruv	•Screw		
0320	16	1			922729.0001	Ventil	Valve		SEE GROUP 70

1

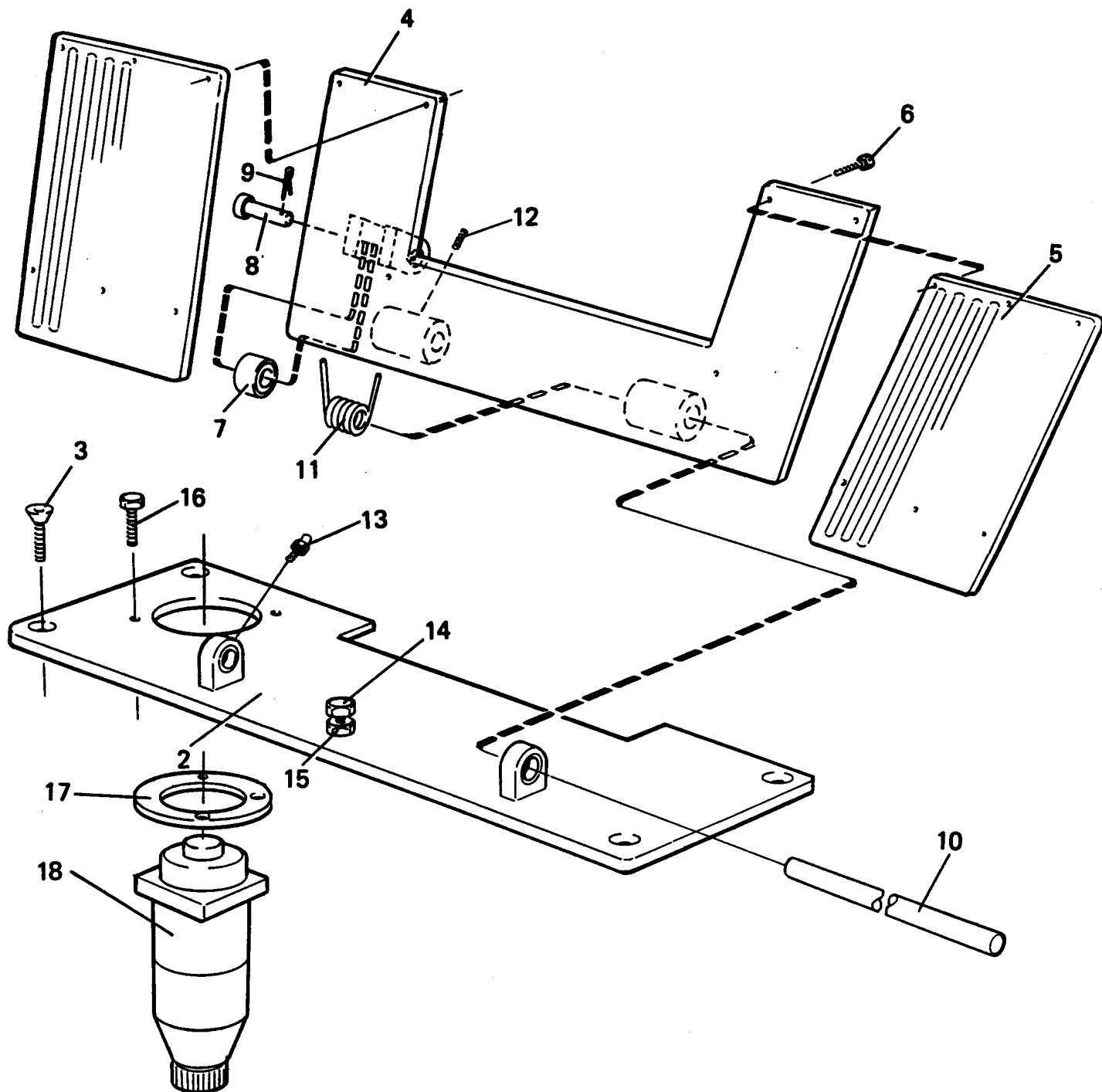


16659

Reservdelar - Spare parts

0750	Utgåva Issue		Bild nr Picture No		Bromspedal A09488.0300		Brake pedal A09488.0300	
	980615		16659					
Pos. Fig.	Antal/Quantity			Art nr Part No	Benämning	Description	Sats Kit	Anmärkning Notes
0010	1	1		A09488.0300	Bromspedal	Brake pedal		T330122760-
0020	2	1		A09438.0300	•Bromspedal	•Brake pedal		
0060	3	1		A09486.0200	•Platta	•Plate		
0080	4	4		920043.044	•Skruv	•Screw		
0100	5	1		A10676.0100	•Hylsa	•Sleeve		
0120	6	1		920539.0004	•Bult	•Bolt		
0140	7	1		95013	•Saxpinne	•Split pin		
0160	8	2		920099.061	•Skruv	•Screw		
0200	9	1		427033.0100	•Axel	•Shaft		
0220	10	2		920069.020	•Skruv	•Screw		
0240	11	2		921068.0001	•Smörjnippel	•Lubricant nipple		
0260	12	1		A08460.0200	•Vridfjäder	•Torsion spring		
0280	13	2		920099.024	•Skruv	•Screw		
0300	14	2		3051	•Mutter	•Nut		
0320	15	1		922729.0001	Ventil	Valve		SEE GROUP 70

①



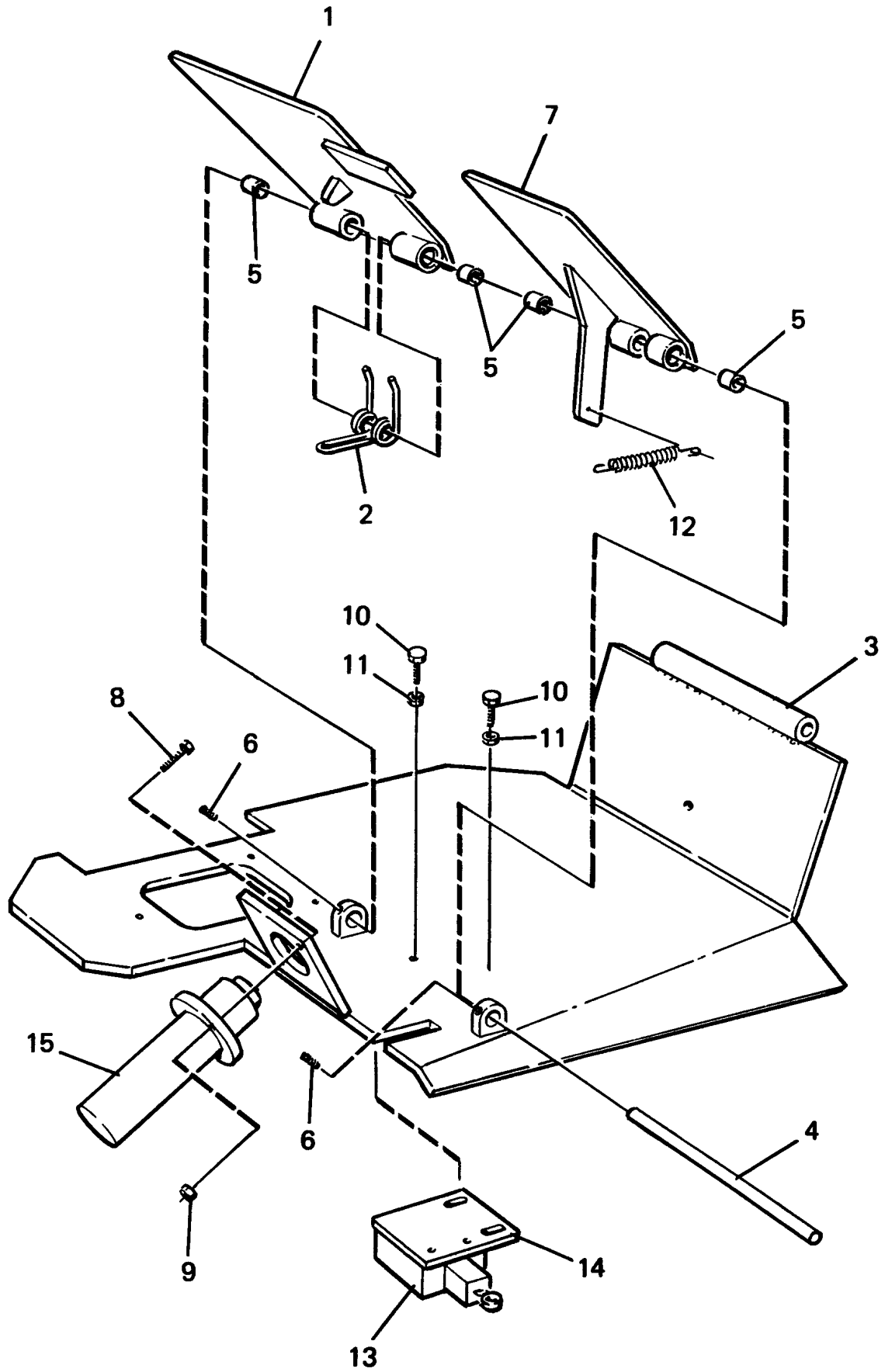
18016

Reservdelar - Spare parts

10

119

0800	Utgåva Issue		Bild nr Picture No		Bromspedal A11730.0100 Centrumplacerad styr- pulpet		Brake pedal A11730.0100 Control unit in central position		
	Pos. Fig.	Antal/Quantity			Art nr Part No	Benämning	Description	Sats Kit	Anmärkning Notes
0020	1	1			A11730.0100	Bromspedal	Brake pedal		KPL
0040	2	1			A11731.0100	•Platta	•Plate		
0060	3	4			920043.044	•Skruv	•Screw		
0080	4	1			A11729.0100	•Bromspedal	•Brake pedal		
0100	5	2			A11126.0100	•Pedalplatta	•Pedal plate		
0120	6	6			920749.0002	•Skruv	•Screw		
0140	7	1			A10676.0100	•Hylsa	•Sleeve		
0160	8	1			920539.0004	•Bult	•Bolt		
0180	9	1			95013	•Saxpinne	•Split pin		
0200	10	1			427033.0100	•Axel	•Shaft		
0220	11	1			A08460.0200	•Vridfjäder	•Torsion spring		
0240	12	2			920069.020	•Skruv	•Screw		
0260	13	2			921068.0001	•Smörjnippel	•Lubricant nipple		
0280	14	2			920099.024	•Skruv	•Screw		
0300	15	2			3051	•Mutter	•Nut		
0320	16	2			920099.061	•Skruv	•Screw		
0340	17	1			A15501.0100	•Distans	•Spacer		
0360	18	1			922729.0001	Ventil	Valve		

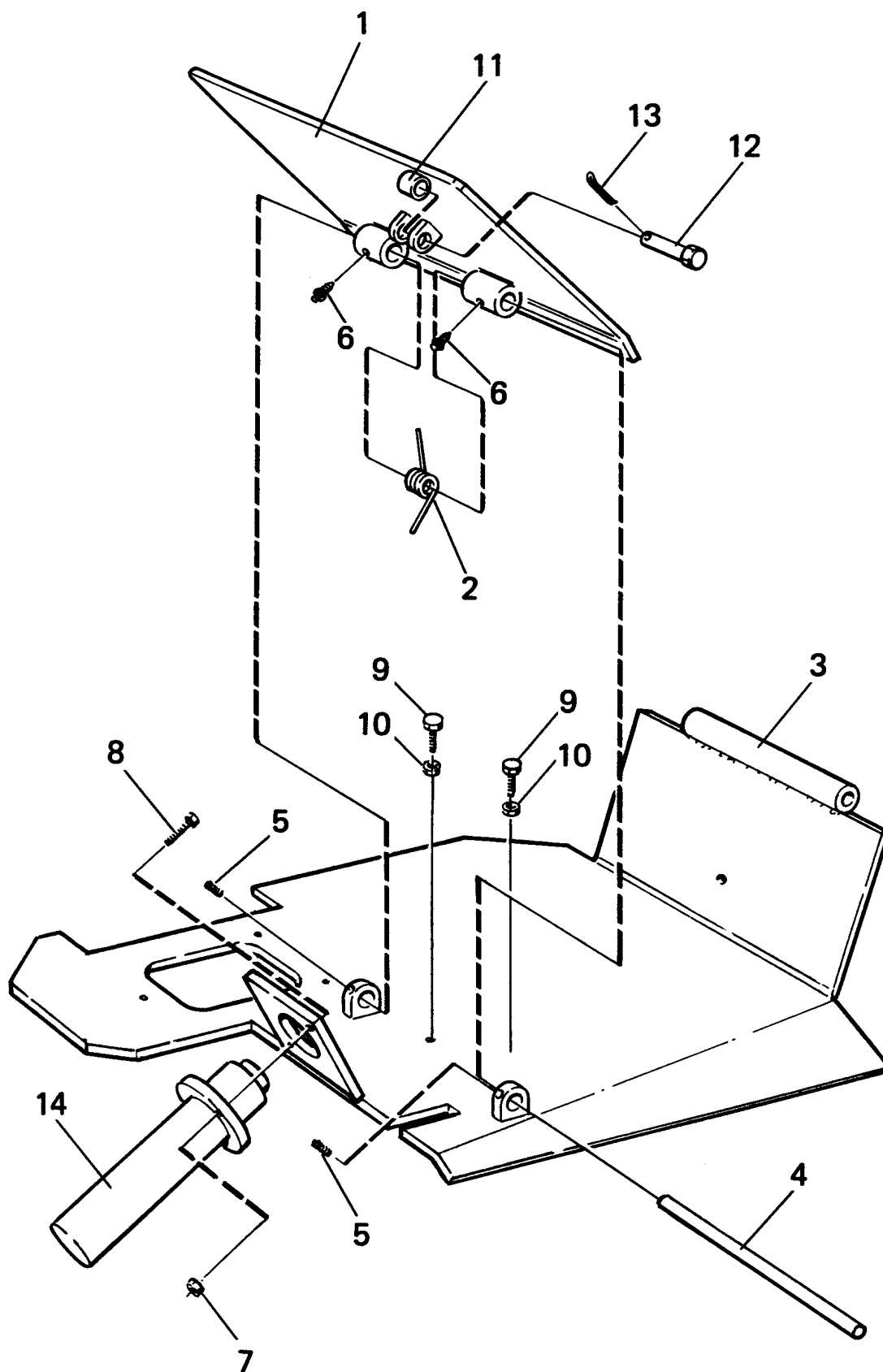


Reservdelar - Spare parts

10

121

0840	Utgåva Issue		Bild nr Picture No		Bromspedal VBFS A08631.0100		Brake pedal VBFS A08631.0100	
	980615		21327					
Pos. Fig.	Antal/Quantity			Art nr Part No	Benämning	Description	Sats Kit	Anmärkning Notes
0020				A08631.0100	Bromspedal	Brake pedal		DRAWING NO.
0040	1	1		A08626.0100	•Bromspedal	•Brake pedal		
0060	2	1		A08460.0200	•Vridfjäder	•Torsion spring		INCHING
0080	3	1		A08630.0100	•Platta	•Plate		
0100	4	1		A03516.0400	•Axel	•Shaft		
0120	5	4		920070.017	•Glidlager	•Slide bearing		
0140	6	2		920069.020	•Skruv	•Screw		
0160	7	1		A08624.0100	•Pedal	•Pedal		
0180	8	2		920099.065	•Skruv	•Screw		
0200	9	2		3052	•Mutter	•Nut		
0220	10	2		920074.007	•Skruv	•Screw		
0240	11	2		98106	•Mutter	•Nut		
0260	12	1		90124	•Fjäder	•Spring		SEE GROUP 70
0280	13	1		93034	•Gränslägesbrytare	•Limit switch		
0300	14	1		A09241.0100	•Fäste	•Bracket		
0320	15	1		922729.0001	Ventil	Valve		



Reservdelar - Spare parts
10
123

0850	Utgåva Issue		Bild nr Picture No		Bromspedal VBFS A08631.0200		Brake pedal VBFS A08631.0200	
	980615		16979					
Pos. Fig.	Antal/Quantity			Art nr Part No	Benämning	Description	Sats Kit	Anmärkning Notes
0010				A08631.0200	Bromspedal	Brake pedal		DRAWING NO.
0020	1	1		A08626.0200	•Bromspedal	•Brake pedal		
0040	2	1		A08460.0200	•Vridfjäder	•Torsion spring		
0060	3	1		A08630.0200	•Platta	•Plate		
0080	4	1		427033.0200	•Axel	•Shaft		
0100	5	2		920069.020	•Skruv	•Screw		
0120	6	2		921068.0001	•Smörjnippel	•Lubricant nipple		
0140	7	2		3052	•Mutter	•Nut		
0160	8	2		920099.065	•Skruv	•Screw		
0200	9	2		920074.007	•Skruv	•Screw		
0220	10	2		98106	•Mutter	•Nut		
0240	11	1		A10676.0100	•Hylsa	•Sleeve		
0260	12	1		920539.0004	•Bult	•Bolt		
0280	13	1		95013	•Saxpinne	•Split pin		
0320	14	1		922729.0001	Ventil	Valve		SEE GROUP 70

Reservdelar - Spare parts

20

1

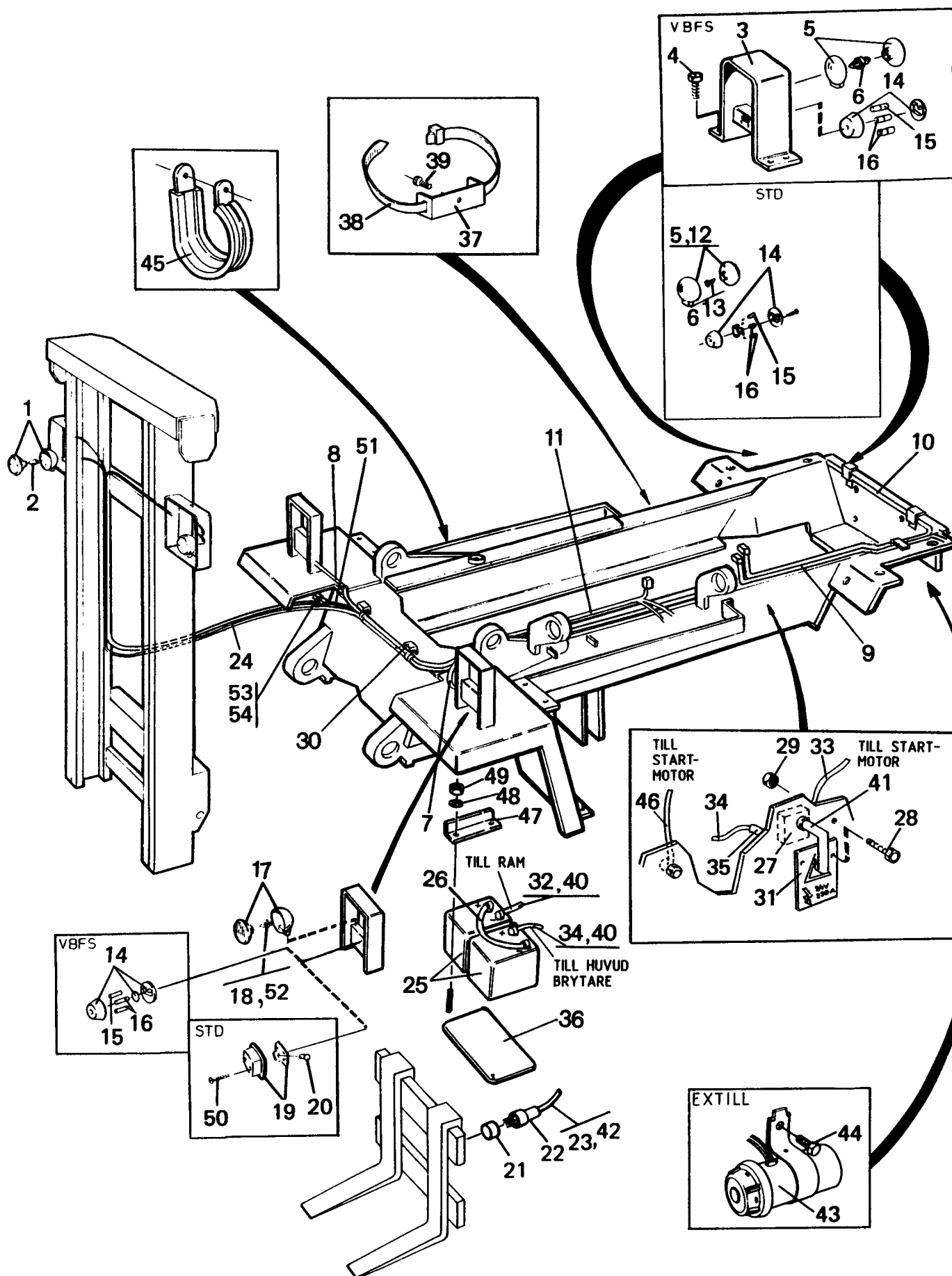
	Utgåva Issue 980615	El-system	Electrical system	Sida Page
0001				
0020		El-system,karosseri	Electrical system,body	5
0040				
0060		Montering bakljus A09536.0100	Mounting rear lights A09536.0100	9
0080				
0100		Montering blinkande bromsljus	Mounting twinkling brake-lights	11
0120		A10110.0100	A10110.0100	
0140				
0150		Roterande varningsljus vid backning	Rotating hazard beacon when reversing	13
0151		A10390.0100	A10390.0100	
0152				
0160		El-system,hytt och störbåge	Electrical system,cab and overhead guard	15
0180				
0200		Instrumentpanel	Instrument panel	19
0220				
0240		Bränslemätare med larm, Perkins LPG,	Fuel gauge with alarm, Perkins LPG,	21
0260		A23403.0200	A23403.0200	
0280				
0300		Rattpanel,sidoplacerad styrpulpet	Steering wheel panel,Control unit in	23
0320		A08335.0100-0200-0400	side position, A08335.0100-0200-0400	
0340				
0360		Rattpanel,centrumplacerad styr-	Steering wheel panel,Control unit in	25
0380		pulpet, A12066.0100-0200-0400	central position, A12066.0100-0200-0400	
0400				
0420		Rattpanel A12066.0900	Steering wheel panel A12066.0900	27
0440				
0460		Montering växelväljare A19845.0100	Mounting gear selector A19845.0100	29
0480				
0500		Montering,ext.varn.lampa A09872.1700	Mounting,ext.warn.lamp A09872.1700	31
0520				
0540		Elektroniklåda A08336.0100,.0200,.0300,	Electronic box A08336.0100,.0200,.0300,	33
0560		Volvo TD61AW/71AW,TD630ME,TWD730ME,	Volvo TD61AW/71AW,TD630ME,TWD730ME,	
0580		TWD731ME	TWD731ME	
0600				
0620		Elektroniklåda A08336.0400,.0500,.0600,	Electronic box A08336.0400,.0500,.0600,	35
0640		Perkins 1006.6	Perkins 1006.6	
0660				
0680		El-system, Volvo TD61AW,TD630ME,	Electrical system, Volvo TD61AW,	37
0700		TD71AW,TWD730ME,TWD731ME	TD630ME,TD71AW,TWD730ME,TWD731ME	
0720				
0740		Stoppmagnet med montering	Stop solenoid with mounting	39
0760		Volvo TD61AW,459011.0100,459011.0300	Volvo TD61AW,459011.0100,459011.0300	
0780				
0800		Stoppmagnet med montering	Stop solenoid with mounting	41
0820		Volvo TD71AW,459011.0200 och .0400	Volvo TD71AW,459011.0200 and .0400	
0840				
0860		Stoppmagnet med montering 459011.0300	Stop solenoid with mounting,459011.0300	43
0880		Volvo TD630ME	Volvo TD630ME	
0900				
0920		Stoppmagnet med montering,459011.0500	Stop solenoid with mounting,459011.0500	45
0940		Volvo TWD730ME	Volvo TWD730ME	
0960				
0980		Stoppmagnet med montering,	Stop solenoid with mounting,	47
1000		Volvo TWD731ME	Volvo TWD731ME	
1020				
1040		Startmotor med monteringsdetaljer	Starter motor with installation	49
1060		TD630ME NY UTF, TWD730ME,	components TD630ME NY UTF, TWD730ME,	
1080		TWD731ME	TWD731ME	
1100				
1120		Startmotor till Volvo TD61AW/71AW,	Starter motor for Volvo TD61AW/71AW,	51
1140		TD630ME,TWD730ME,TWD731ME,922318.0003	TD630ME,TWD730ME,TWD731ME,922318.0003	
1160				
1180		Startmotor med monteringsdetaljer	Starter motor with installation	55
1200		TD630ME, ÄUTF	components TD630ME, ÄUTF	

Reservdelar - Spare parts

20

2

0001	Utgåva Issue 980615		El-system	Electrical system	Sida Page
1220	Startmotor	TD630ME,923705.0383, ÄUTF		Starter motor TD630ME,923705.0383,ÄUTF	57
1240	Generator med monteringsdetaljer till			Alternator with installation components	59
1260	Volvo TD61AW/71AW, Paris-Rhone			for Volvo TD61AW/TD71AW, Paris-Rhone	
1280	Generator till Volvo TD61AW/TD71AW,			Alternator for Volvo TD61AW/TD71AW,	61
1300	Paris-Rhone,923110.0472			Paris-Rhone,923110.0472	
1320	Generator med monteringsdetaljer till			Alternator with installation components	63
1340	Volvo TD61AW/TD71AW,TD630ME,TWD730ME,			for Volvo TD61AW/TD71AW,TD630ME,	
1360	TWD731ME, Bosch			TWD730ME,TWD731ME, Bosch	65
1380	Generator till Volvo TD61AW/TD71AW,			Alternator for Volvo TD61AW/TD71AW,	
1400	TD630ME,TWD730ME,TWD731ME,			TD630ME,TWD730ME,TWD731ME,	67
1420	Bosch, 923109.0539			Bosch, 923109.0539	
1440	Generator med monteringsdetaljer till			Alternator with installation components	69
1460	Volvo TD630ME,TWD730ME,TWD731ME,			for Volvo TD630ME,TWD730ME,TWD731ME,	
1480	Bosch			Bosch	71
1500	Generator till Volvo TD630ME,TWD730ME,			Alternator for Volvo TD630ME,TWD730ME,	
1520	TWD731ME, Bosch, 921066.0005			TWD731ME, Bosch, 921066.0005	73
1540	El-system, Perkins 1006.6			Electrical system, Perkins 1006.6	
1560	El-system, Perkins 1006.6 LPG			Electrical system, Perkins 1006.6 LPG	75
1580	Startmotor till Perkins 1006.6,			Starter motor for Perkins 1006.6,	
1600	922318.0002			922318.0002	77
1620	Generator till Perkins 1006.6,			Alternator for Perkins 1006.6,	
1640	921066.0006			921066.0006	79
1660	Tändningssystem 24V Perkins 1006.6			Ignition system 24V Perkins 1006.6	
1680	LPG			LPG	81
1700	Fördelare 24V Perkins 1006.6 LPG,			Distributor 24V Perkins 1006.6 LPG,	
1720	923107.0870			923107.0870	83
1740	El-system kontakter,lampor			Electrical system Contacts,Lamps	
1760	El-system kontakter			Electrical system Contacts	85
1780	Motorvärmare, Kupevärmare			Engine heater, Cab heater	
1800	Montering 12V-uttag, A10573.0300			Mount. 12V-socket, A10573.0300	87
1820					
1840					89
1860					
1880					
1900					
1920					
1940					
1960					
1980					
2000					
2020					
2040					
2060					
2080					



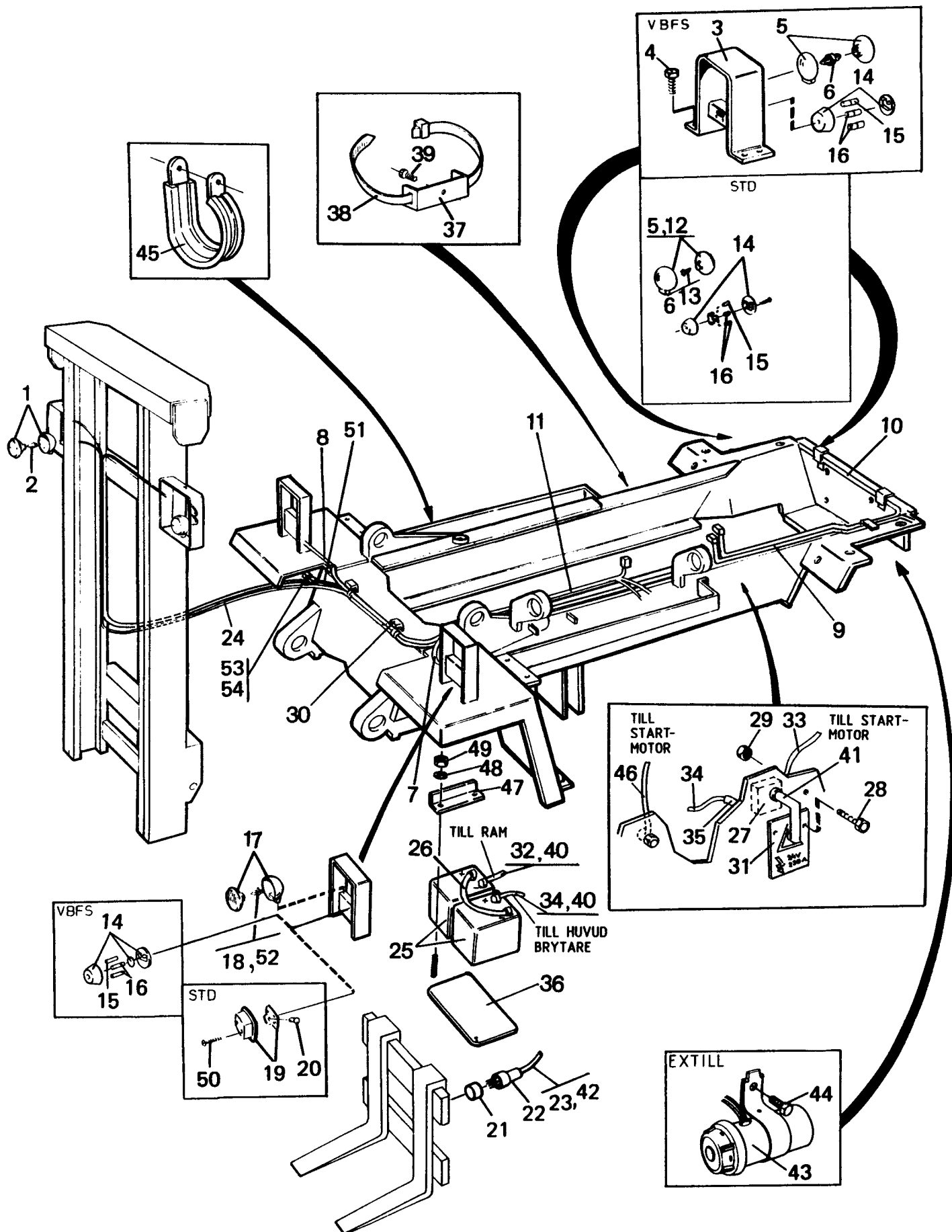
Reservdelar - Spare parts

0100	Utgåva Issue		Bild nr Picture No		El-system,karosseri		Electrical system,body		
	980615		16919						
	Pos. Fig.	Antal/Quantity			Art nr Part No	Benämning	Description	Sats Kit	Anmärkning Notes
		STD	VBFS	STB					
0010		-			A09458.0100	Elsystem	Electric system		STD 9-16,VOLVO
0015		-			A09459.0100	Elsystem	Electric system		STD 9-13,6,PERKINS
0020			-		A09460.0100	Elsystem	Electric system		VBFS 9-16,VOLVO
0025			-		A09461.0100	Elsystem	Electric system		VBFS 9-13,6,PERKINS
0030				-	A09730.0100	Elsystem	Electric system		STB 9-16,VOLVO
0035				-	A09731.0100	Elsystem	Electric system		STB 9-13,6,PERKINS
0040		-			A09458.0200	Elsystem	Electric system		ECH 16/1200-6,VOLVO
0042		-			A09459.0200	Elsystem	Electric system		ECH 9-13,6,PERKINS
0045	1	2	2	2	921733.0006	Arbetsbelysning	Working lights		KPL
0050		2	2	2	923458.0413	Strålkastarinsats	Headlamp insert		
0060	2	2	2	2	666	Glödlampa	Bulb		24V 70W
0080	3		2		255880.0400	Lamphållare	Lamp holder		
0100	4		8		922357.0040	Skruv	Screw		
0135	5		2		921742.0004	Strålkastare	Headlight		KPL
0137			2		923458.0415	Strålkastarinsats	Headlamp insert		
0145	6		2		93219	Glödlampa	Bulb		
0160	7	1	1	1	A10433.0100	Kabelhärva,främre	Cable unit,front		V
0170		1			A10433.0200	Kabelhärva,främre	Cable unit,front		V,16/1200 ECH
0180	8	1	1	1	A10434.0100	Kabelhärva,främre	Cable unit,front		H
0190		1			A10434.0200	Kabelhärva,främre	Cable unit,front		H,16/1200 ECH
0200	9	1	1	1	A10435.0100	Kabelhärva,bakre	Cable unit,rear		V
0205		1			A10435.0200	Kabelhärva,bakre	Cable unit,rear		V,16/1200 ECH
0220	10	1	1	1	A10436.0100	Kabelhärva,bakre	Cable unit,rear		H
0225		1			A10436.0200	Kabelhärva,bakre	Cable unit,rear		H,16/1200 ECH
0240	11	1	1	1	A10438.0100	Kabelhärva	Cable unit		RAM/BODY
0250		1			A10438.0200	Kabelhärva	Cable unit		RAM/BODY,16/1200 ECH
0265	12	2		2	921733.0004	Arbetsbelysning	Working lights		KPL
0270		2		2	923458.0414	Strålkastarinsats	Headlamp insert		KPL
0280	13	2		2	666	Glödlampa	Bulb		24V 70W
0300	14	2	4	2	920148.006	Bakljus	Rear light		
0340	15	2	4	2	93215	Glödlampa	Bulb		24V 5W
0360	16	6	8	4	920483.001	Lampa	Lamp		24V 21W
0405	17	2	2	2	921742.0004	Strålkastare	Headlight		KPL
0410		2	2	2	923458.0415	Lampinsats	Lamp insert		
0425	18	2	2	2	93219	Glödlampa	Bulb		
0440	19	2	2	2	5926	Blinkers	Blinkers		
0450		2	2	2	922218.0001	•Glas	•Glass		
0460	20	2	2	2	93215	Lampa	Lamp		24V 5W
0480	21	1	1	1	5391	Stickdosa	Receptacle		EXTILL FOR YOKE
0500	22	1	1	1	5393	Stickpropp	Plug contact		EXTILL FOR YOKE
0520	23	ERF	ERF	ERF	921050.0001	Kabel	Cable		EXTILL FOR YOKE
0540	24	ERF	ERF	ERF	921050.0004	Kabel	Cable		LIFTING MAST
0560	25	2	2	2	921797.0005	Batteri	Battery		12V 135AH
0590	26	1	1	1	A05530.0100	Kabel	Cable		+ TO - BATTERY
0595		2	2	2	409838.0100	Skydd	Cover		
0600	27	1	1	1	920857.0002	Huvudbrytare	Main switch		
0620		1	1	1	921648.0001	•Gummiskydd	•Rubber protection		
0640	28	2	2	2	920099.064	Skruv	Screw		
0660	29	2	2	2	922030.0001	Mutter	Nut		
0680	30	ERF	ERF	ERF	921042.0001	Klamma	Clamp		14-20MM
0700	31	1	1	1	208722.0100	Skylt,huvudbrytare	Sign,main switch		
0715	32	1	1	1	408684.0200	Kabel	Cable		61)HJB=3500-3750
0720									L=1300
0725		1	1	1	408684.0300	Kabel	Cable		61)HJB=2750-3250
0730									L=1200
0745	33	1	1	1	A05532.0100	Kabel	Cable		14)
0755	34	1	1	1	A05531.0100	Kabel	Cable		60)HJB=3500-3750
0760									L=1700

14. Huvudbrytare-startmotor Main switch-starter motor

60. Batteri plus-huvudbrytare Battery plus-main switch

61. Batteri minus-ram Battery minus-frame

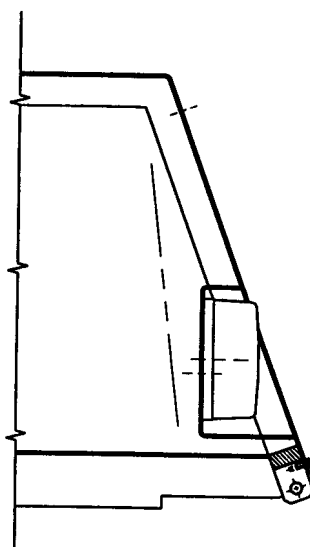
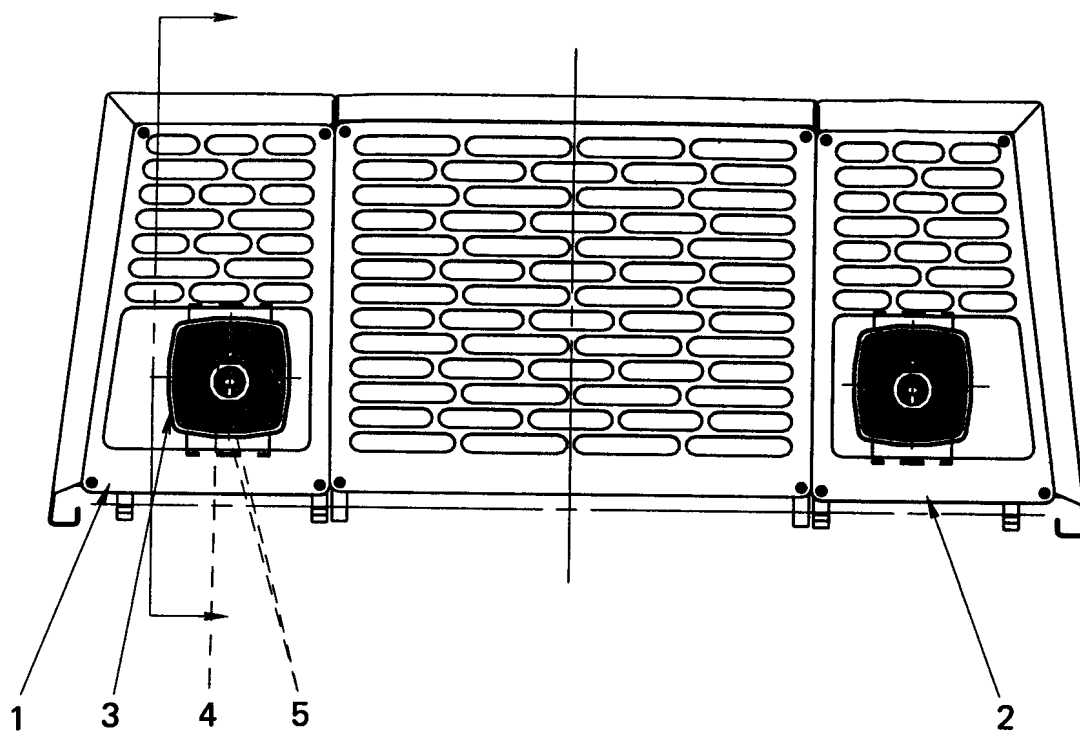


Reservdelar - Spare parts

20

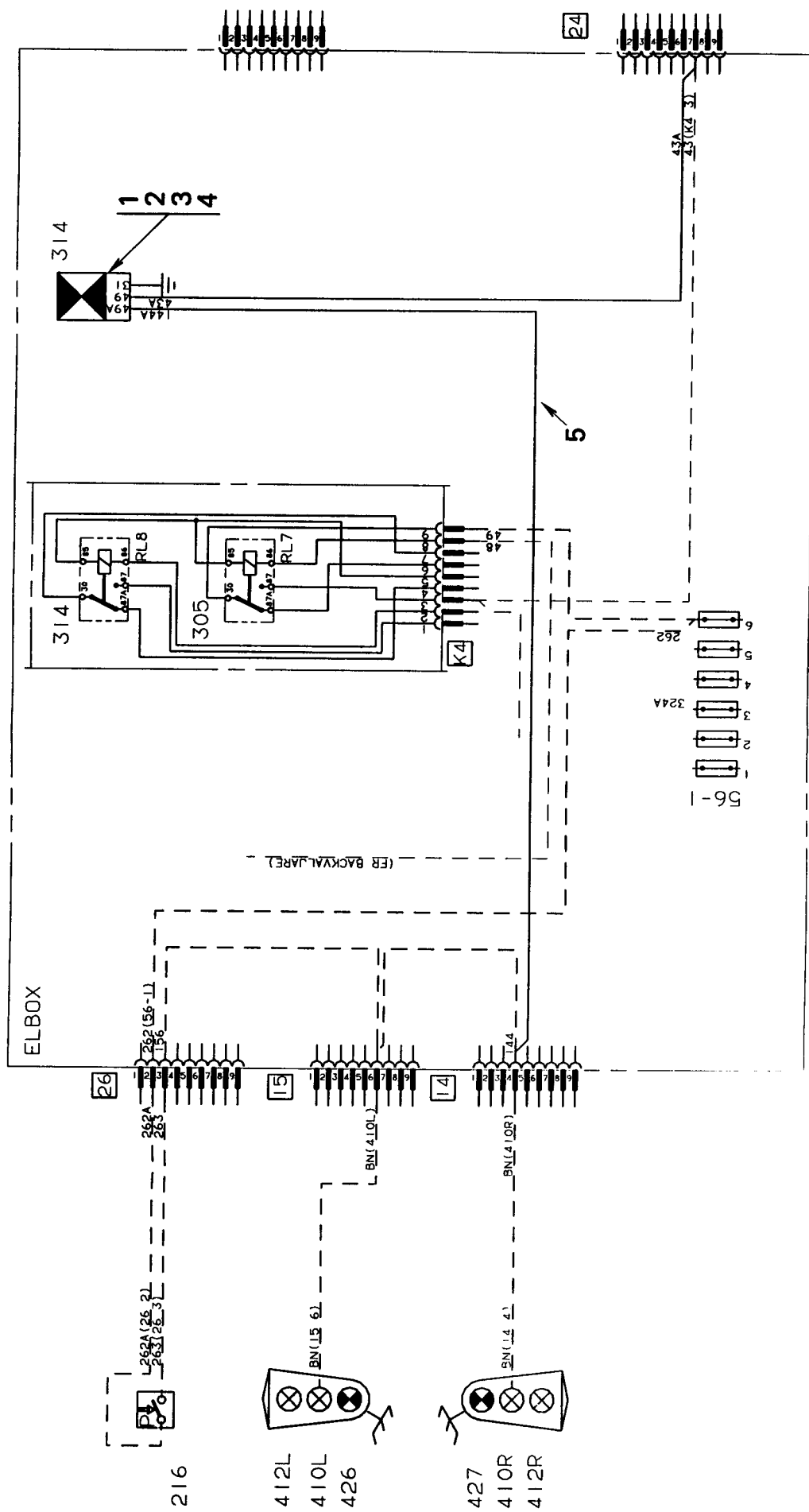
7

0100	Utgåva Issue		Bild nr Picture No		El-system,karosseri		Electrical system,body				
	980615		16919								
	Pos. Fig.	Antal/Quantity			Art nr Part No	Benämning	Description	Sats Kit	Anmärkning Notes		
		STD	VBFS	STB							
0765		1	1	1	A05531.0200	Kabel	Cable		60)HJB=2750-3250 L=1200		
0770											
0780	35	3	3	2	921425.0001	Gummiskydd	Rubber protection		3,6X142 4,8X368		
0800	36	1	1	1	451481.0300	Batteriunderlägg	Battery pad				
0810		ERF	ERF	ERF	90125	•Gummimatta	•Rubber mat		L=250		
0820	37	ERF	ERF	ERF	920519.0001	Strapsbandhållare	Straps holder				
0840	38	ERF	ERF	ERF	920518.0004	Strapsband	Strap		EXTILL FOR YOKE 3/8" EXTILL FOR YOKE 1/2" EXTILL		
0860		ERF	ERF	ERF	920518.0002	Strapsband	Strap				
0870	39	ERF	ERF	ERF	920517.0018	Skruv	Screw		15)		
0880	40	ERF	ERF	ERF	920899.0002	Slang	Hose				
0900	41	1	1	1	921929.0001	Handtag	Handle		ARBETSBELYSNING / WORKING LIGHTS ARBETSBELYSNING / WORKING LIGHTS 16/1200 ECH		
0920	42	ERF	ERF	ERF	920849.0002	Slang	Hose				
0940		ERF	ERF	ERF	923537.0003	Slang	Hose				
0960	43	1	2	1	923091.0003	Backalarm	Reverse alarm				
0980	44	1	2	1	920099.025	Skruv	Screw				
1000	45	1	1	1	920125.004	Gummiklamma	Rubber clamp				
1020	46	1	1	1	408685.0200	Kabel	Cable				
1040	47	1	1	1	452786.0100	Fäste	Bracket				
1060	48	2	2	2	98150	Bricka	Washer				
1080	49	2	2	2	5957	Låsmutter	Lock nut				
1100	50	4	4	4	920099.026	Skruv	Screw				
1120	51	1	1	1	A10439.0100	Kabelhärva	Cable unit				
1140											
1150		1			A10439.0200	Kabelhärva	Cable unit				
1152											
1155											
1160	52	2	2	2	91098	Stickpropp	Plug contact				
1180	53	1	1	1	922203.0006	Stiftblock	Pin block				
1200	54	2	2	2	922202.0002	Stiftkontakt	Pin contact				



Reservdelar - Spare parts
20
9

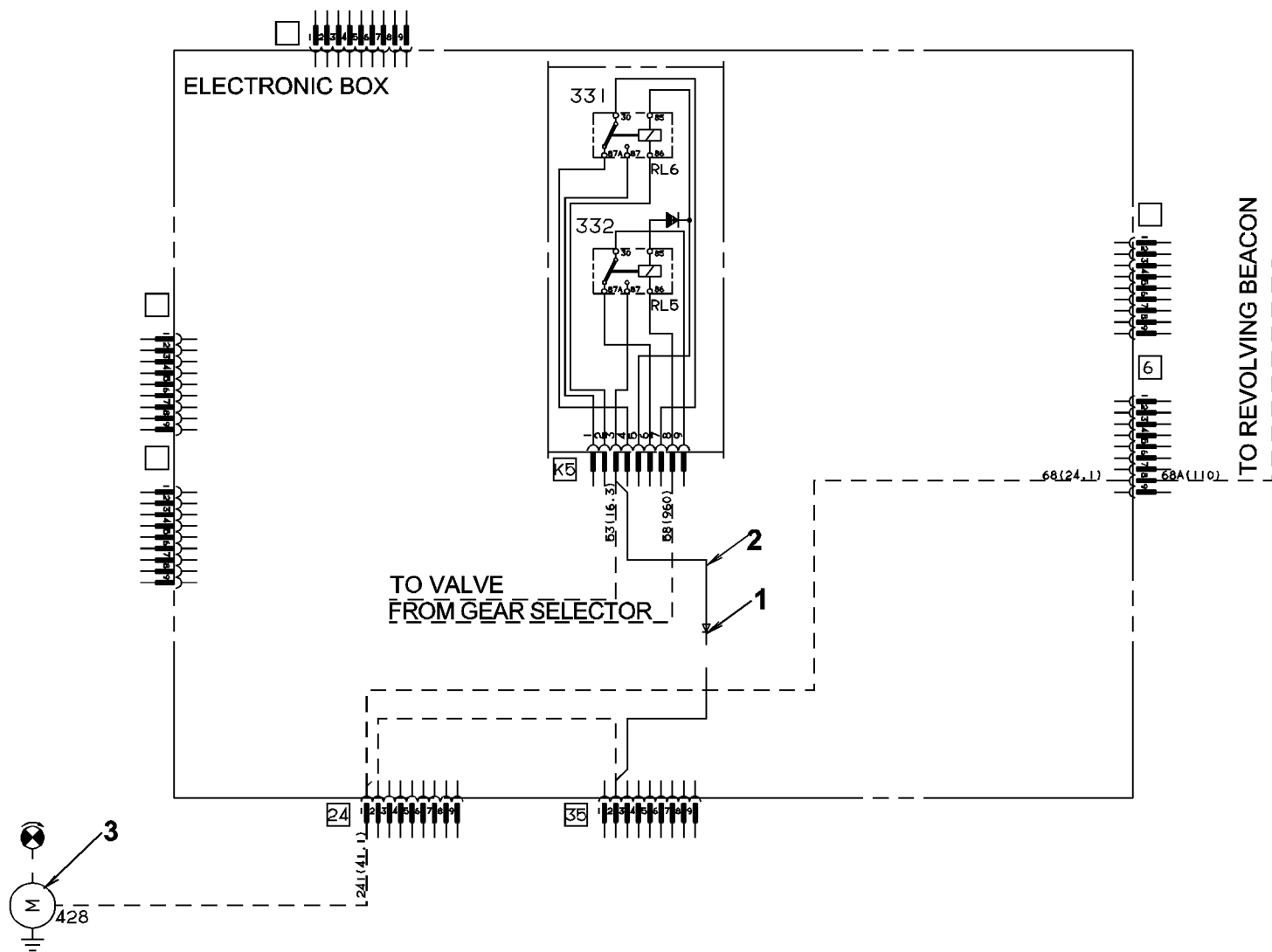
0120	Utgåva Issue		Bild nr Picture No		Montering bakljus A09536.0100		Mounting rear lights A09536.0100	
	980615		23463					
Pos. Fig.	Antal/Quantity			Art nr Part No	Benämning	Description	Sats Kit	Anmärkning Notes
0020				A09536.0100				DRAWING NO. WITH LAMP HOLDER,V WITH LAMP HOLDER,H 24V 5W 24V 21W
0040	1	1		A09537.0200	Galler	Grating		
0050	2	1		A09537.0100	Galler	Grating		
0100	3	2		920148.006	Bakljus	Rear light		
0120	4	2		660	Glödlampa	Bulb		
0130	5	4		920483.001	Glödlampa	Bulb		



Reservdelar - Spare parts

0130

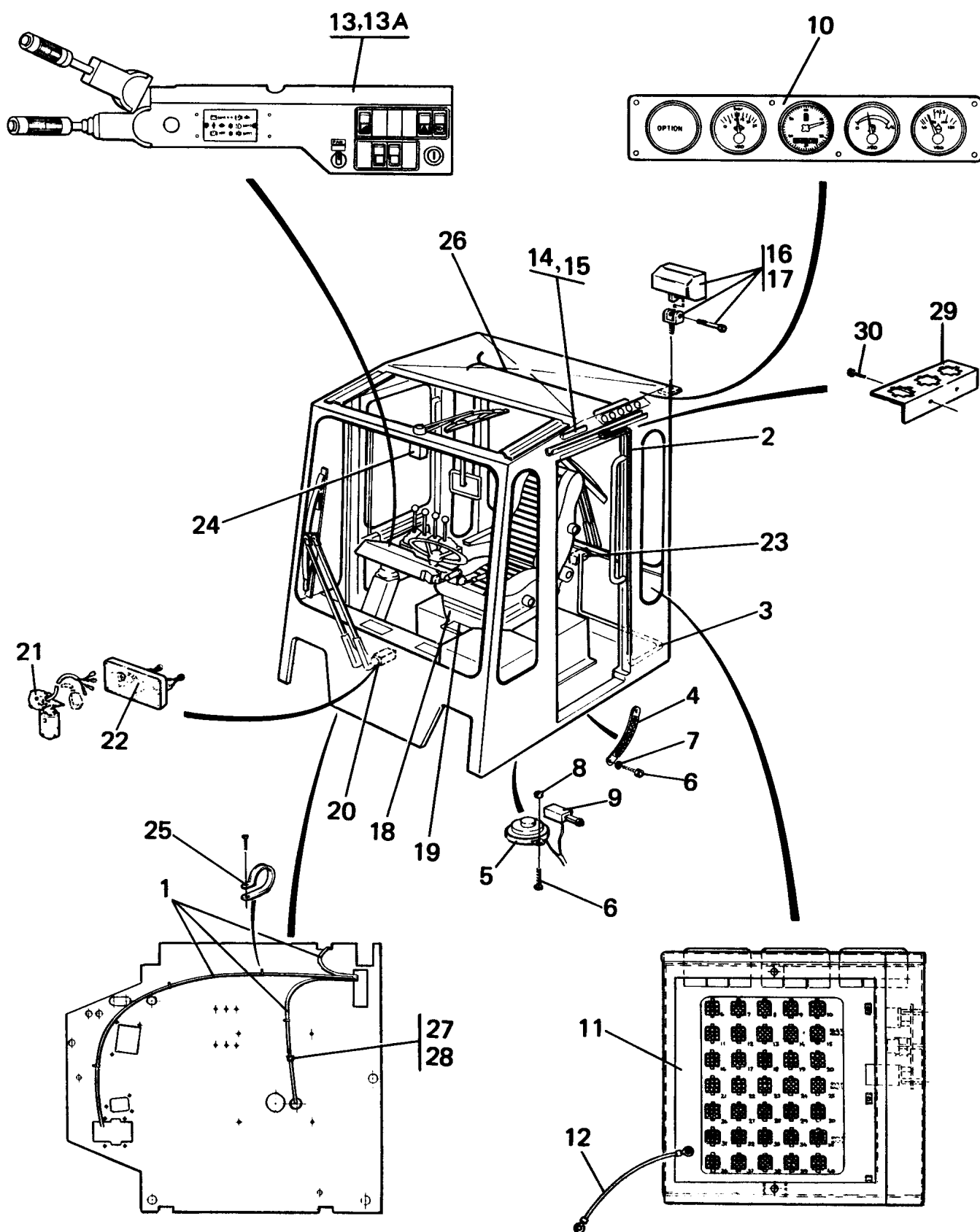
Utgåva Issue		Bild nr Picture No		Montering blinkande bromsljus A10110.0100		Mounting twinkling brake- lights A10110.0100		
980615		23465						
Pos. Fig.	Antal/Quantity			Art nr Part No	Benämning	Description	Sats Kit	Anmärkning Notes
1	1			A10110.0100	Impulsdon Minirelähållare Skruv	Impulse device Mini relay holder Screw		DRAWING NO. NOT USED L=1M
2	1			920448.002				
3	1			921831.0001				
4				920749.0001				
5	ERF			90902	Kabel	Cable		



Reservdelar - Spare parts

0140

Utgåva Issue		Bild nr Picture No		Roterande varningsljus vid backning A10390.0100		Rotating hazard beacon when reversing A10390.0100		
980615		23695						
Pos. Fig.	Antal/Quantity			Art nr Part No	Benämning	Description	Sats Kit	Anmärkning Notes
1	1			A10390.0100				DRAWING NO.
2	ERF			5606	Diod	Diode		
3	1			795	Kabel	Cable		L=0,5M
				350939.0400	Roterande varningsljus	Revolving beacon		SEE GR 90, PAGE 29

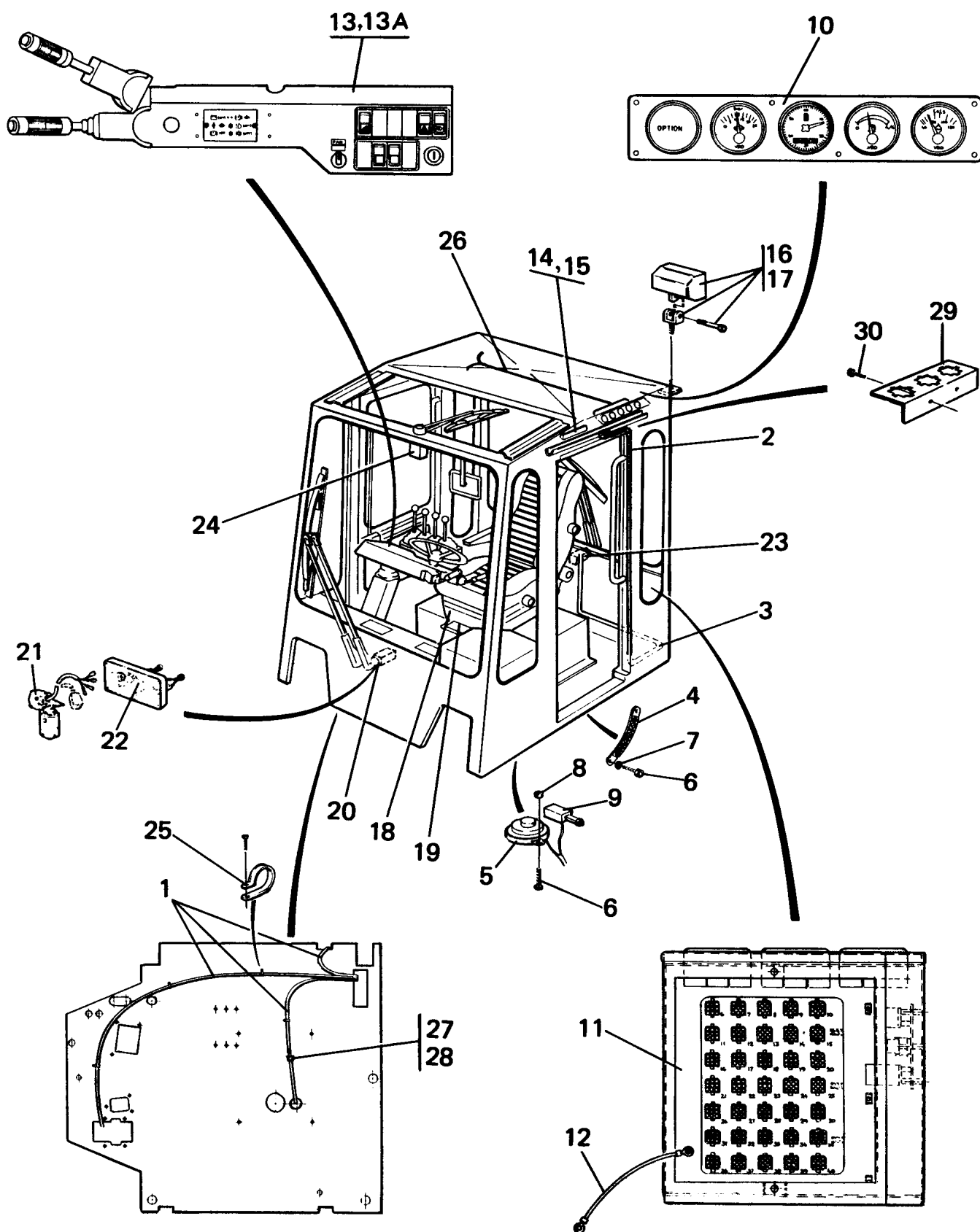


Reservdelar - Spare parts

20

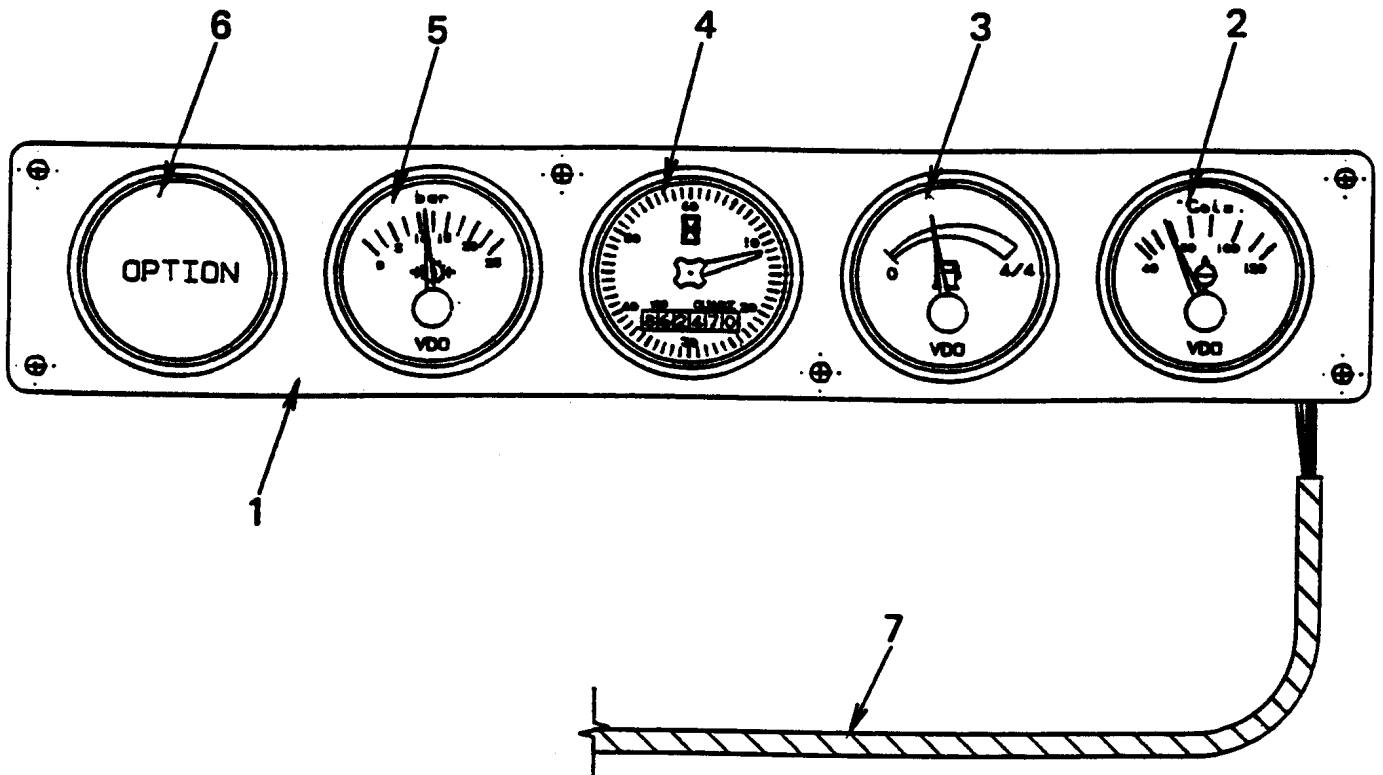
15

0150	Utgåva Issue		Bild nr Picture No		El.system,hytt och störtbåge		Electrical system,cab and overhead guard			
	980615		16985							
	Pos. Fig.	Antal/Quantity			Art nr Part No	Benämning	Description	Sats Kit	Anmärkning Notes	
		STD	VBFS	STB						
0020	1	1	1	1	A08833.0100	Kabelhärva	Cable unit		BAKRE TORKARE / REAR WIPER L=250	
0040	2	1	1	1	A08834.0100	Kabelhärva,invändig	Cable unit,internal			
0060	3	1	1		A08836.0100	Kabelhärva	Cable unit			
0080										
0100	4	1	1	1	93045	Jordfläta	Earth tress		SEE GR 20, PAGE 19 VOLVO TD61AW/71AW, TD630ME,TWD730ME, TWD731ME SEE GR 20, PAGE 19 PERKINS 1006.6 SEE GR 20, PAGE 33 STD,VOLVO TD61AW/71AW TD630ME,TWD730ME, TWD731ME SEE GR 20, PAGE 33 VBFS,VOLVO TD61AW, TD71AW,TD630ME, TWD730ME,TWD731ME SEE GR 20, PAGE 33 STB,VOLVO TD61AW/71AW TD630ME,TWD730ME, TWD731ME SEE GR 20, PAGE 35 STD,PERKINS 1006.6 SEE GR 20, PAGE 35 VBFS,PERKINS 1006.6 SEE GR 20, PAGE 35 STB,PERKINS 1006.6	
0120	5	1	1	1	93015	Signalhorn	Horn			
0140	6	3	3	3	920099.027	Skruv	Screw			
0160	7	2	2	2	920098.025	Bricka	Washer			
0180	8	1	1	1	3052	Mutter	Nut			
0200	9	1	1	1	93034	Gränslägesbrytare	Limit switch			
0220	10	1	1	1	A08337.0100	Instrumentpanel	Instrument panel			
0240										
0241										
0242										
0260		1	1	1	A08337.0200	Instrumentpanel	Instrument panel			
0280										
0300	11	1			A08336.0100	Elektroniklåda	Electronic box			
0320										
0321										
0322										
0340			1		A08336.0200	Elektroniklåda	Electronic box			
0360										
0361										
0362										
0400				1	A08336.0300	Elektroniklåda	Electronic box			
0420										
0421										
0422										
0460		1			A08336.0400	Elektroniklåda	Electronic box			
0480										
0500			1		A08336.0500	Elektroniklåda	Electronic box			
0520										
0530				1	A08336.0600	Elektroniklåda	Electronic box			
0535										
0540	12	1	1	1	455022.0100	Jordkabel	Earth cable			
0560	13	1	1		A08335.0200	Rattpanel	Steering wheel panel			
0565										
0566										
0567				1	A08335.0400	Rattpanel	Steering wheel panel			
0568										
0569										
0570	13A	1			A12066.0200	Rattpanel	Steering wheel panel			
0575										
0576										
0577				1	A12066.0400	Rattpanel	Steering wheel panel			
0578										
0579										
0580	14	1	1		920149.004	Belysning	Lights			
0600		2	2		658	•Lampa	•Lamp	24V 5W		
0620	15	2	2		923590.0001	Skruv	Screw			
0640	16	2	2	2	921733.0004	Arbetsbelysning	Working lights	KPL		
0660		2	2	2	923458.0414	Strålkastarinsats	Headlamp insert			
0680	17	2	2	2	666	Glödlampa	Bulb			
0700	18	1	1	1	4885	Summer	Buzzer			
0720	19	1	1	1	922571.0002	Givare	Sensor	BEGE 9000		
0740	20	1	1		5482	Torkarmotor	Wiper motor	FRAM/FRONT		
0760	21	1	1		920235.003	•Drev	•Gear			
0780	22	1	1			•Länk	•Link	HUS/HOUSING COMPL., SEE FIG. 20 BAK/REAR TAK/ROOF		
0790										
0800	23	1	1		920890.0002	Torkarmotor	Wiper motor			
0820	24	1	1		920892.0002	Torkarmotor	Wiper motor			



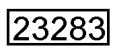
Reservdelar - Spare parts
20
17

0150	Utgåva Issue		Bild nr Picture No		El.system,hytt och störtbåge		Electrical system,cab and overhead guard		
	980615		16985						
	Pos. Fig.	Antal/Quantity			Art nr Part No	Benämning	Description	Sats Kit	Anmärkning Notes
STD		VBFS	STB						
0840	25	ERF	ERF	ERF	920125.004	Gummiklamma	Rubber clamp		
0860	26	1	1	1	A11328.0100	Kabelhärva	Cable unit		
0880	27	1	1	1	95046	Klamma	Clamp		
0900	28	1	1	1	98106	Mutter	Nut		
0920	29	1	1		A11147.0100	Hållare	Holder		
0940	30	2	2		920100.202	Skruv	Screw		



Reservdelar - Spare parts
20
19

0200	Utgåva Issue		Bild nr Picture No		Instrumentpanel		Instrument panel				
	980615		15595								
	Pos. Fig.	Antal/Quantity			Art nr Part No	Benämning	Description	Sats Kit	Anmärkning Notes		
A083 37. 0100		A083 37. 0200									
0010		-			A08337.0100	Instrumentpanel	Instrument panel		DRAWING NO.,VOLVO DRAWING NO.,PERKINS		
0015			-		A08337.0200	Instrumentpanel	Instrument panel				
0020	1	1	1		A05204.0200	Plåt	Plate				
0040	2	1	1		920457.006	Temperaturmätare	Temp.gauge				
0060	3	1	1		922036.0006	Bränslemätare	Fuel gauge				
0080	4	1	1		920453.003	Timräknare	Hour meter				
0100	5	1			920454.013	Oljetryckmätare,v.låda	Oil press.gauge,gear box				
0110			1		922010.0004	Täckbricka	Cover washer				
0120	6	1	1		922010.0004	Täckbricka	Cover washer				
0140	7	1	1		A08835.0100	Kabelstam	Cable unit				

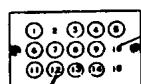


Reservdelar - Spare parts

20

21

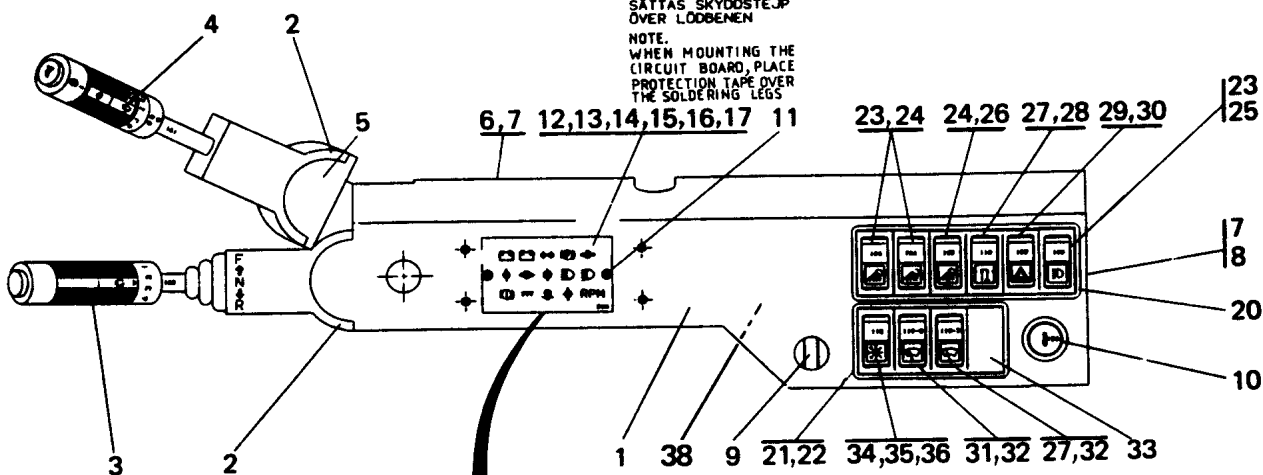
0220	Utgåva Issue		Bild nr Picture No		Bränslemätare med larm, Perkins LPG, A23403.0200		Fuel gauge with alarm, Perkins LPG, A23403.0200	
	980615		23283					
Pos. Fig.	Antal/Quantity			Art nr Part No	Benämning	Description	Sats Kit	Anmärkning Notes
0010		-		A23403.0200	Bränslemätare	Fuel gauge		DRAWING NO. RÖD/RED SVART/BLACK
0020	1	1		923663.0001	Larm	Alarm		
0040	2	1		920747.0025	Kontrollampa	Pilot lamp		
0060	3	1		921418.0021	Symbolbricka	Symbol plate		
0080	4	1		921418.0020	Symbolbricka	Symbol plate		
0100	5	1		A09606.0100	Kretskort	Circuit board		
0120	6	4		920950.0007	Skruv	Screw		
0140	7	9		920471.002	Kabelsko	Cable eye		
0160	8	9		920474.004	Isolerhylsa	Insulating sleeve		
0180	9	1		922203.0001	Stiftblock	Pin block		
0200	10	3		922202.0001	Stiftkontakt	Pin contact		
0220	11	1		922204.0001	Hylsblock	Bush block		
0240	12	4		922201.0001	Kabelsko	Cable eye		
0260	13	1		922002.0001	Summer	Buzzer		
0280	14	2		5434	Bränslemätare	Fuel gauge		



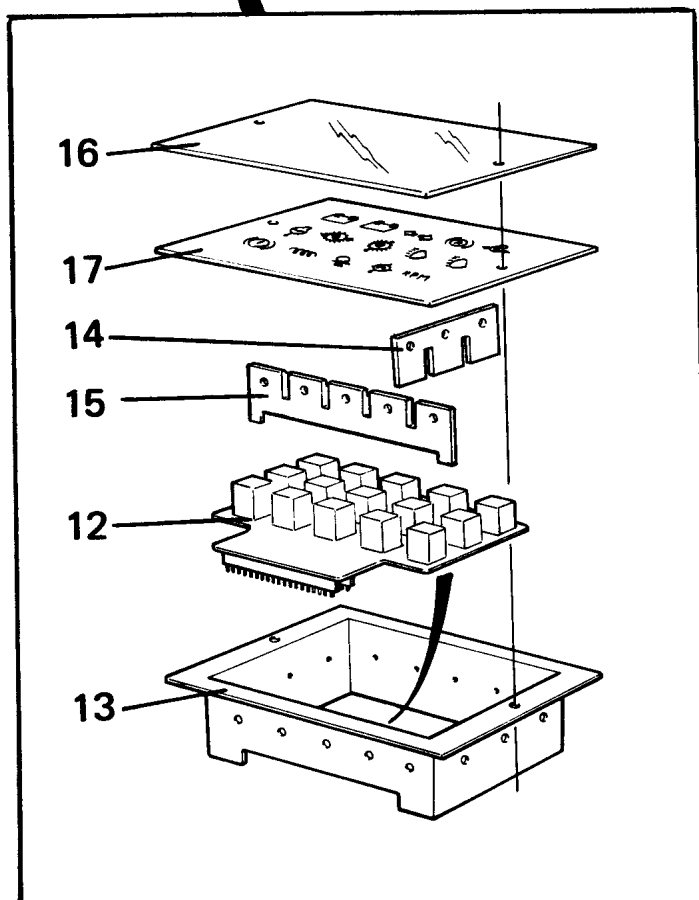
ANH.
24 VOLTS-LAMPOR
SKALL SÄTTAS PÅ
PLATSERNA 1, 3, 4
5, 6, 7, 8, 9, 11, 12, 13, 14.
NOTE.
24 V-LAMPS MUST
BE PLACED IN POS.
1, 3, 4, 5, 6, 7, 8, 9,
11, 12, 13, 14.

37

ANH.
12V GLÖDLAMPA PÅ
PLATS 12 VID PERKINS-
MOTOR.
NOTE.
12V LAMP MUST BE
PLACED IN POS. 12 FOR
PERKINS-ENGINE



ANH.
VID MONTERING AV
KORTET SKALL DET
SÄTTAS SKYDDSTEJ
ÖVER LÖDBENEN
NOTE.
WHEN MOUNTING THE
CIRCUIT BOARD, PLACE
PROTECTION TAPE OVER
THE SOLDERING LEGS




Reservdelar - Spare parts

20

23

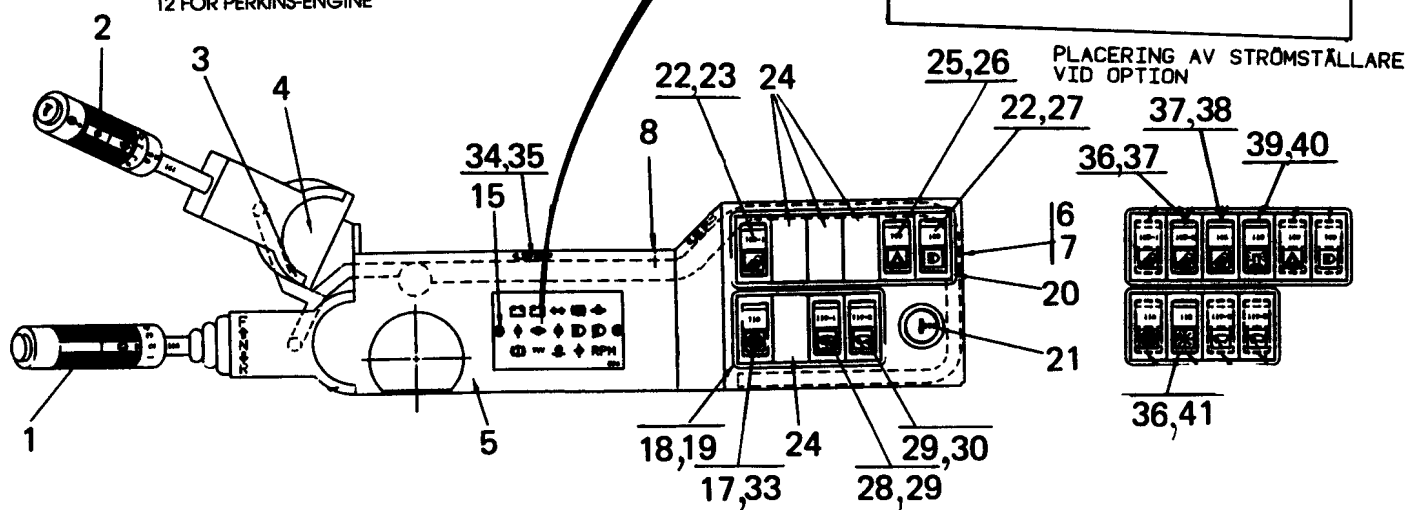
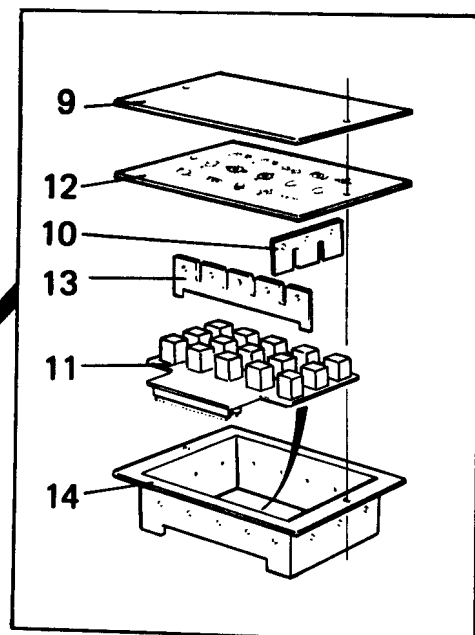
0250	Utgåva Issue		Bild nr Picture No		Rattpanel, sidoplacerad styropulpet A08335.0100-0200-0400		Steering wheel panel, contr. unit in side pos. A08335.0100-0200-0400				
	Pos. Fig.	Antal/Quantity			Art nr Part No	Benämning	Description	Sats Kit	Anmärkning Notes		
		A083 35. 0100	A083 35. 0200	A083 35. 0400							
0010		1			A08335.0100	Rattpanel	Steering wheel panel	S S	DRAWING NO. DRAWING NO. DRAWING NO.STÖRTBÅGE/ OVERHEAD GUARD		
0015			1		A08335.0200	Rattpanel	Steering wheel panel				
0017				1	A08335.0400	Rattpanel	Steering wheel panel				
0018											
0020	1	1	1	1	A04333.0200	Panel	Panel	4-VÄXL. / 4 GEAR 3-VÄXL. / 3 GEAR BLINKERS,LJUS/LIGHTS			
0040	2	4	4	4	920728.032	Skruv	Screw				
0060	3	1			920476.006	Reglage	Control				
0065			1	1	920476.008	Reglage	Control				
0080	4	1	1	1	920476.007	Reglage	Control				
0100	5	1	1	1	A07187.0100	Täckbricka	Cover washer				
0120	6	1	1	1	A07185.0100	Plåt	Plate				
0140	7	12	12	12	920749.0001	Skruv	Screw				
0160	8	1	1	1	A07186.0100	Plåt	Plate				
0180	9	1	1		922436.0005	Strömställare	Switch				
0190				1	922010.0008	Täckbricka	Cover washer				
0200	10	1	1	1	920451.005	Tändningslås	Ignition key lock				
0205		1	1	1	425821.0100	Tändningslås	Ignition key lock	STD FOR VOLVO+PERKINS USED WITH EL. STOP, ONLY VOLVO 630/730			
0206											
0210		1	1	1	920991.0003	•Tändningslås	•Ignition key lock				
0215		1	1	1	923522.0001	•Diod	•Diode				
0220	11	2	2	2	920749.0002	Skruv	Screw				
0240	12	1	1	1	A06183.0100	Hållare	Holder				
0260	13	1	1	1	A06981.0100	Hållare	Holder				
0280	14	4	4	4	A06977.0100	Galler	Grating				
0300	15	2	4	2	A06977.0200	Galler	Grating				
0320	16	1	1	1	A05323.0100	Skydd	Cover				
0340	17	1	1	1	A05322.0100	Skylt	Sign				
0360	18	12	12	12	5887	Glödlampa	Bulb			KORT/SHORT LÅNG/LONG	
0380	19										
0400	20	1	1	1	922637.0001	Monteringsram	Mounting frame				
0420	21	2	2	2	922637.0002	Monteringsram	Mounting frame				
0440	22	2	2	2	922637.0003	Monteringsram	Mounting frame				
0460	23	3	3	2	920971.0015	Strömställare	Switch				
0480	24	3	3	1	921418.0015	Symbolbricka	Symbol plate				
0490				2	922010.0001	Täckbricka	Cover washer				
0500	25	1	1	1	921418.0005	Symbolbricka	Symbol plate				
0520	26	1	1		920971.0007	Strömställare	Switch				
0540	27	2	1		920971.0008	Strömställare	Switch				
0560	28	1	1		921418.0002	Symbolbricka	Symbol plate				
0570				1	922010.0001	Täckbricka	Cover washer	WARNING LIGHT			
0580	29	1	1	1	920971.0004	Strömställare	Switch				
0600	30	1	1	1	921418.0008	Symbolbricka	Symbol plate				
0620	31	1	1		920971.0019	Strömställare	Switch				
0640	32	2	2		921418.0001	Symbolbricka	Symbol plate				
0650				2	922010.0001	Täckbricka	Cover washer				
0660	33	1	1	1	922010.0001	Täckbricka	Cover washer				
0680	34	1	1	1	922010.0001	Täckbricka	Cover washer				
0700	35	1	1		920971.0008	Strömställare	Switch				
0720	36	1	1		921418.0006	Symbolbricka	Symbol plate				
0740	37		1	1	921030.0001	Glödlampa	Bulb			3-LÄG/POS VINDR.TORK/WINDSH.WIP	
0760											
0780											
0800	38	1	1	1	A09727.0100	Kabelhärva	Cable unit				

ANM. 24 V GLÖDLAMPOR SKALL SÄTTAS PÅ
PLATSERNA 1, 3, 4, 5, 6, 7, 8, 9, 11, 12, 13, 14.
NOTE. 24 V-LAMPS MUST BE PLACED IN POS
1, 3, 4, 5, 6, 7, 8, 9, 11, 12, 13, 14.

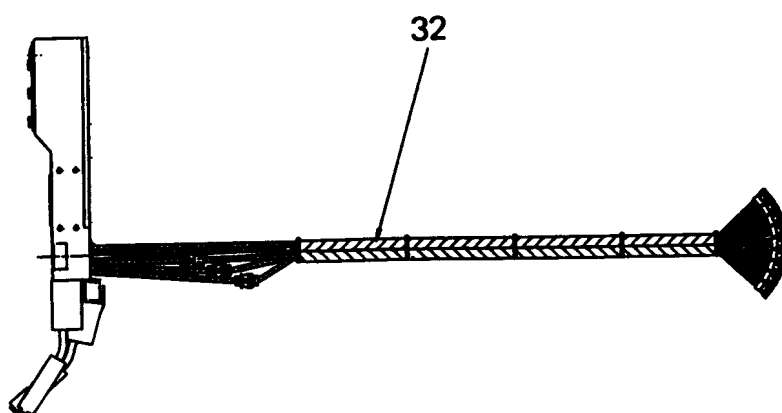
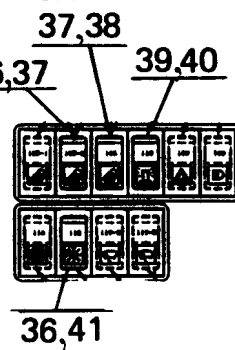


31

ANM. 12 V GLÖDLAMPA PÅ PLATS 12 VID
PERKINS-MOTOR.
NOTE. 12 V-LAMP MUST BE PLACED IN POS
12 FOR PERKINS-ENGINE

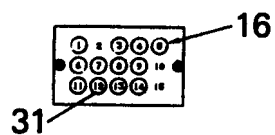


PLACERING AV STRÖMSTÄLLARE
VID OPTION

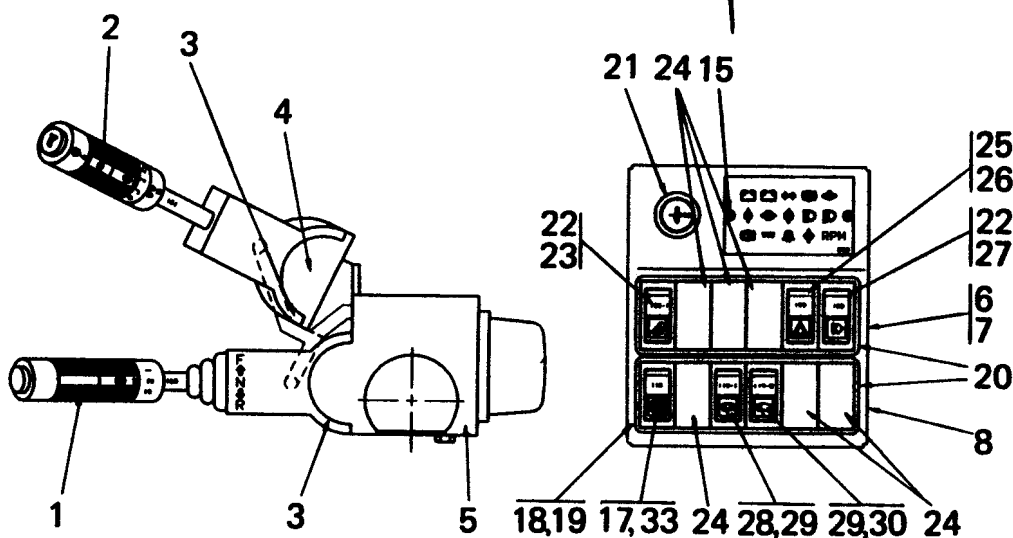
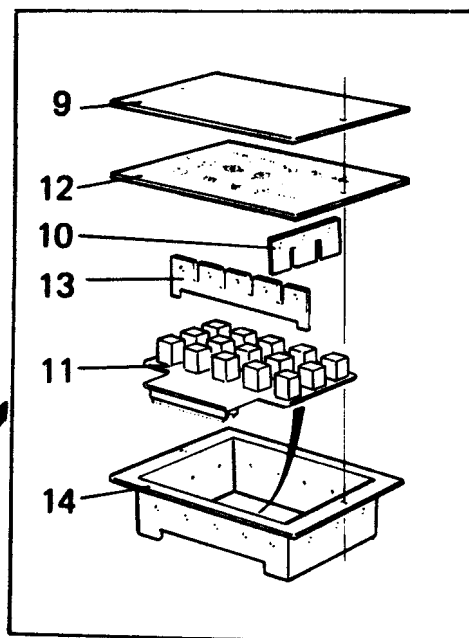


0260	Utgåva Issue	Bild nr Picture No			Rattpanel, centrum- placerad styropulpet A12066.0100-0200-0400		Steering wheel panel, control unit in cent.pos. A12066.0100-0200-0400		
	980615	16978							
	Pos. Fig.	Antal/Quantity			Art nr Part No	Benämning	Description	Sats Kit	Anmärkning Notes
	A120 66. 0100	A120 66. 0200	A120 66. 0400						
0010		1			A12066.0100	Rattpanel	Steering wheel panel		DRWG NO. 4-VÄXL/4GEAR
0015			1		A12066.0200	Rattpanel	Steering wheel panel		DRWG NO. 3-VÄXL/3GEAR
0017				1	A12066.0400	Rattpanel	Steering wheel panel		DRWG NO. 3-VÄXL/3GEAR
0018									STÖRTBÄGE/OVERHEAD
0019									GUARD
0020	1	1			920476.006	Reglage	Control		4-VÄXL./4 GEAR
0025			1	1	920476.008	Reglage	Control		3-VÄXL./3 GEAR
0040	2	1	1	1	920476.007	Reglage	Control		BLINKERS,LJUS/LIGHTS
0060	3	4	4	4	920728.032	Skruv	Screw		
0080	4	1	1	1	A07187.0100	Lock	Cover		
0100	5	1	1	1	A11427.0100	Panel	Panel		KPL
0120	6	1	1	1	A11727.0100	Täckplåt	Cover plate		
0140	7	7	7	7	920749.0001	Skruv	Screw		
0160	8	1	1	1	922010.0008	Täckplatta	Cover plate		
0180	9	1	1	1	A05323.0100	Skydd	Cover		
0200	10	4	4	4	A06977.0100	Galler	Grating		
0220	11	1	1	1	A06183.0100	Hållare	Holder		
0240	12	1	1	1	A05322.0100	Skylt	Sign		
0260	13	2	2	2	A06977.0200	Galler	Grating		
0280	14	1	1	1	A06981.0100	Hållare	Holder		
0300	15	2	2	2	920749.0002	Skruv	Screw		
0320	16	12	12	12	5887	Glödlampa	Bulb		
0340	17	1	1		920971.0010	Strömställare	Switch	S S	
0360	18	2	2	2	922637.0002	Monteringsram	Mounting frame		
0380	19	2	2	2	922637.0003	Monteringsram	Mounting frame		
0400	20	1	1	1	922637.0001	Monteringsram	Mounting frame		
0420	21	1	1	1	920451.005	Tändningslås	Ignition key lock		
0425		1	1	1	425821.0100	Tändningslås	Ignition key lock		STD FOR VOLVO+PERKINS USED WITH EL. STOP, ONLY VOLVO 630/730
0426									
0430		1	1	1	920991.0003	•Tändningslås	•Ignition key lock		
0435		1	1	1	923522.0001	•Diod	•Diode		
0440	22	2	2	2	920971.0015	Strömställare	Switch		
0460	23	1	1	1	921418.0015	Symbolbricka	Symbol plate		ARB.BEL/WORKING LIGHT
0480	24	4	4	4	922010.0001	Täckbricka	Cover washer		
0500	25	1	1	1	920971.0004	Strömställare	Switch		
0520	26	1	1	1	921418.0008	Symbolbricka	Symbol plate		WARNING LIGHT
0540	27	1	1	1	921418.0005	Symbolbricka	Symbol plate		LJUS / LIGHTS
0560	28	1	1		920971.0019	Strömställare	Switch		
0580	29	2	2		921418.0001	Symbolbricka	Symbol plate	VINDR.TORK/WINDSH.WIP	
0590				2	922010.0001	Täckbricka	Cover washer		
0600	30	1	1		920971.0008	Strömställare	Switch		
0620	31		1	1	921030.0001	Glödlampa	Bulb	GÄLLER FÖR PERKINS/ VALID FOR PERKINS	
0625								KPL	
0640	32	1	1	1	A09727.0200	Kabelstam	Cable unit	FLÄKT / FAN	
0660	33	1	1		921418.0009	Symbolbricka	Symbol plate		
0670				1	922010.0001	Täckbricka	Cover washer		
0680	34	2	2	2	920519.0002	Hållare	Holder		
0700	35	2	2	2	920518.0004	Strapsband	Strap		
0720	36	2	2	2	920971.0015	Strömställare	Switch	OPTION	
0740	37	2	2	2	921418.0015	Symbolbricka	Symbol plate	OPTION	
0760	38	1	1	1	920971.0007	Strömställare	Switch	OPTION CONT.BEL.	
0780	39	1	1	1	920971.0008	Strömställare	Switch	OPTION	
0800	40	1	1	1	921418.0002	Symbolbricka	Symbol plate	OPTION ROT.WARN.LIGHT	
0820	41	1	1		921418.0006	Symbolbricka	Symbol plate	OPTION AIR CONDITION	

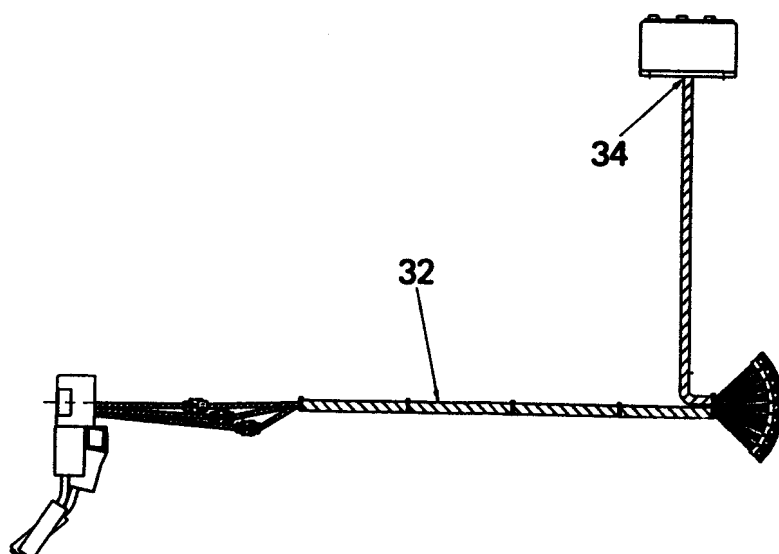
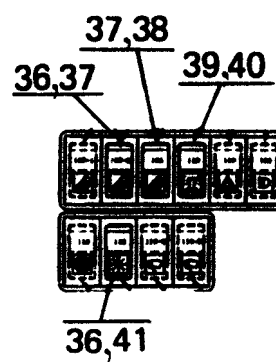
Note. 24V-lamps must be placed in pos. 1,3,4,5,6,7,8,9,11,12,13,14.



Note. 12V-lamp must be placed in pos 12 for Perkins-engine.

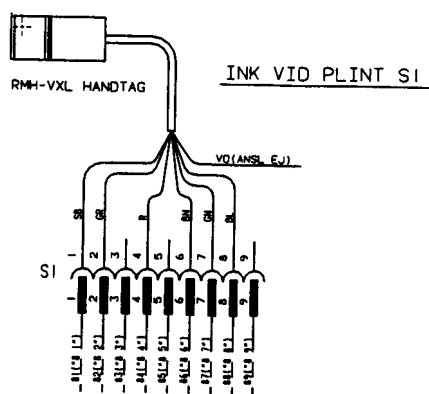
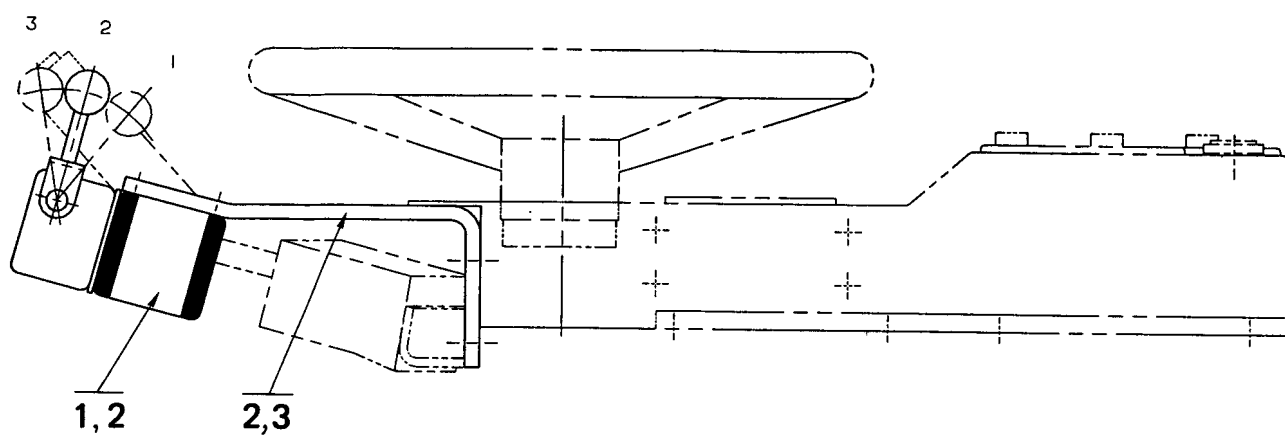


Position of switches by Option.



Reservdelar - Spare parts

0280	Utgåva Issue		Bild nr Picture No		Rattpanel A12066.0900		Steering wheel panel A12066.0900		
	980615		21878						
	Pos. Fig.	Antal/Quantity			Art nr Part No	Benämning	Description	Sats Kit	Anmärkning Notes
0010		1			A12066.0900	Rattpanel	Steering wheel panel		DRAWING NO
0025	1	1			920476.008	Reglage	Control		3-VÄXL./3 GEAR
0040	2	1			920476.007	Reglage	Control		BLINKERS,LJUS/LIGHTS
0060	3	4			920728.032	Skruv	Screw		
0080	4	1			A07187.0100	Lock	Cover		
0100	5	1			A11427.0300	Panel	Panel		KPL
0120	6	1			A18021.0200	Lock	Cover		
0140	7	4			920749.0004	Skruv	Screw		
0160	8	1			A18025.0200	Instrumentpanel	Instrument panel		
0180	9	1			A05323.0100	Skydd	Cover		
0200	10	4			A06977.0100	Galler	Grating		
0220	11	1			A06183.0100	Hållare	Holder		
0240	12	1			A05322.0100	Skylt	Sign		
0260	13	2			A06977.0200	Galler	Grating		
0280	14	1			A06981.0100	Hållare	Holder		
0300	15	2			920749.0002	Skruv	Screw		
0320	16	12			5887	Glödlampa	Bulb		
0340	17	1			920971.0010	Strömställare	Switch		
0360	18	2			922637.0002	Monteringsram	Mounting frame		
0380	19	2			922637.0003	Monteringsram	Mounting frame		
0400	20	2			922637.0001	Monteringsram	Mounting frame		
0420	21	1			920451.005	Tändningslås	Ignition key lock		STD FOR VOLVO+PERKINS
0425		1			425821.0100	Tändningslås	Ignition key lock		USED WITH EL. STOP, ONLY VOLVO 630/730
0426									
0430		1			920991.0003	•Tändningslås	•Ignition key lock	S	
0435		1			923522.0001	•Diod	•Diode	S	
0440	22	2			920971.0015	Strömställare	Switch		
0460	23	1			921418.0015	Symbolbricka	Symbol plate		ARB.BEL/WORKING LIGHT
0480	24	6			922010.0001	Täckbricka	Cover washer		
0500	25	1			920971.0004	Strömställare	Switch		
0520	26	1			921418.0008	Symbolbricka	Symbol plate		WARNING LIGHT
0540	27	1			921418.0005	Symbolbricka	Symbol plate		LJUS / LIGHTS
0560	28	1			920971.0019	Strömställare	Switch		
0580	29	2			921418.0001	Symbolbricka	Symbol plate		VINDR.TORK/WINDSH.WIP
0600	30	1			920971.0008	Strömställare	Switch		
0620	31	1			921030.0001	Glödlampa	Bulb		GÄLLER FÖR PERKINS/ VALID FOR PERKINS
0625									
0640	32	1			A09727.0200	Kabelstam	Cable unit		
0660	33	1			921418.0009	Symbolbricka	Symbol plate		FLÄKT / FAN
0680	34	1			920992.0001	Genomföring	Grommet		
0700	35								NOT USED
0720	36	2			920971.0015	Strömställare	Switch		OPTION
0740	37	2			921418.0015	Symbolbricka	Symbol plate		OPTION
0760	38	1			920971.0007	Strömställare	Switch		OPTION CONT.BEL.
0780	39	1			920971.0008	Strömställare	Switch		OPTION
0800	40	1			921418.0002	Symbolbricka	Symbol plate		OPTION ROT.WARN.LIGHT
0820	41	1			921418.0006	Symbolbricka	Symbol plate		OPTION AIR CONDITION



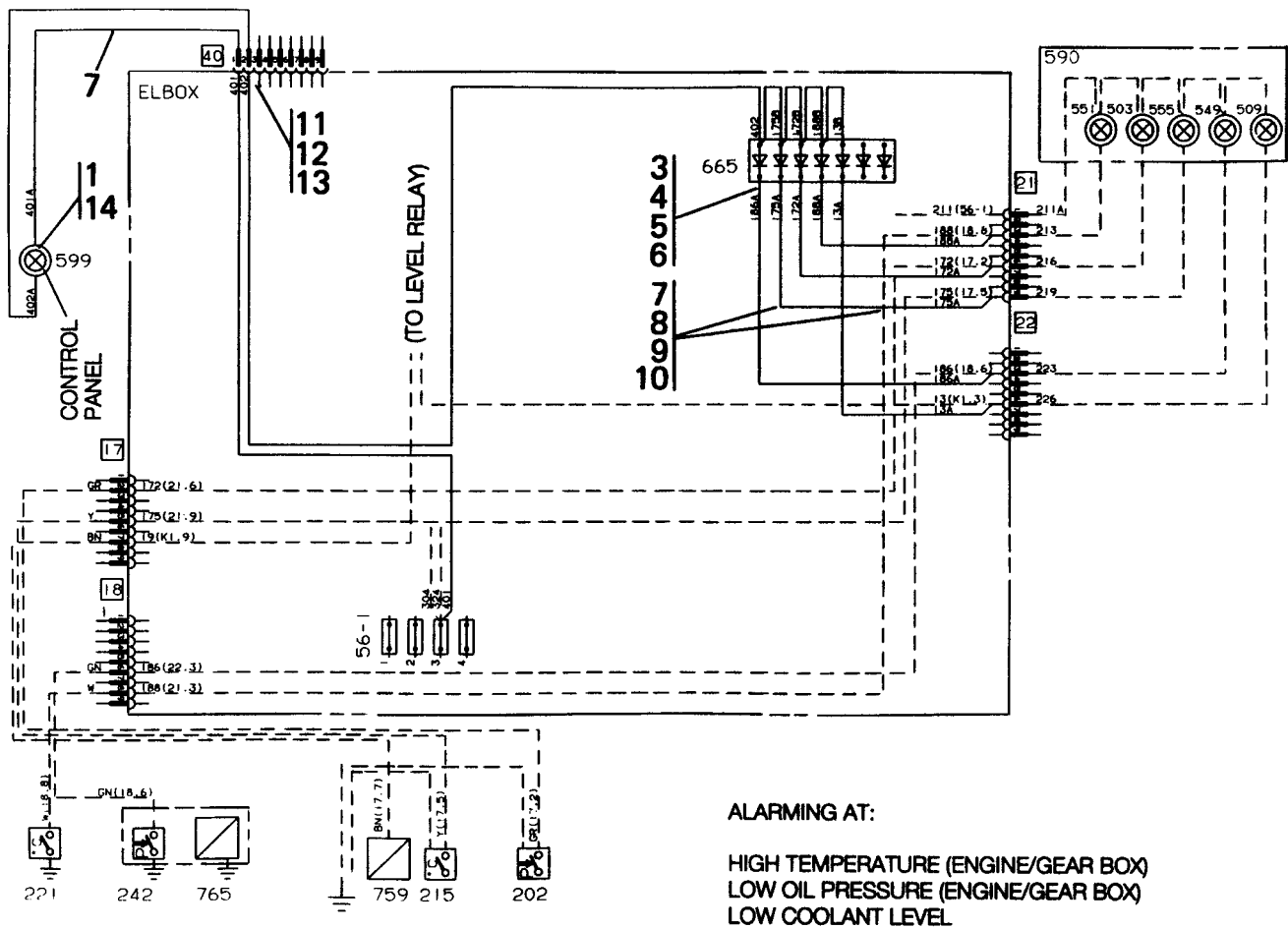
23464



DC 9-16

Reservdelar - Spare parts

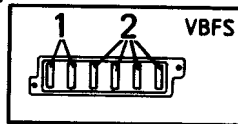
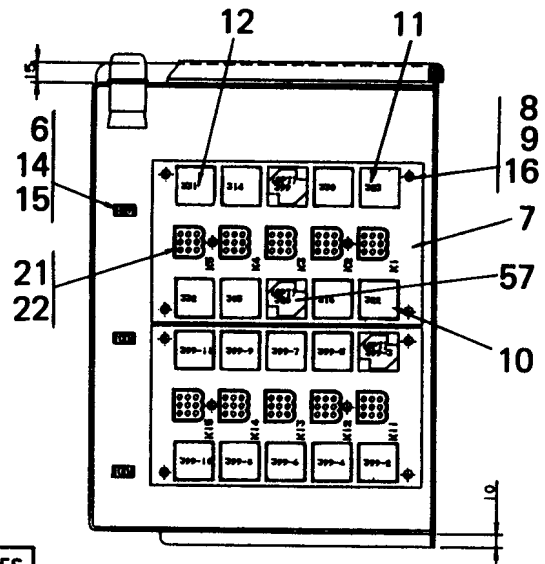
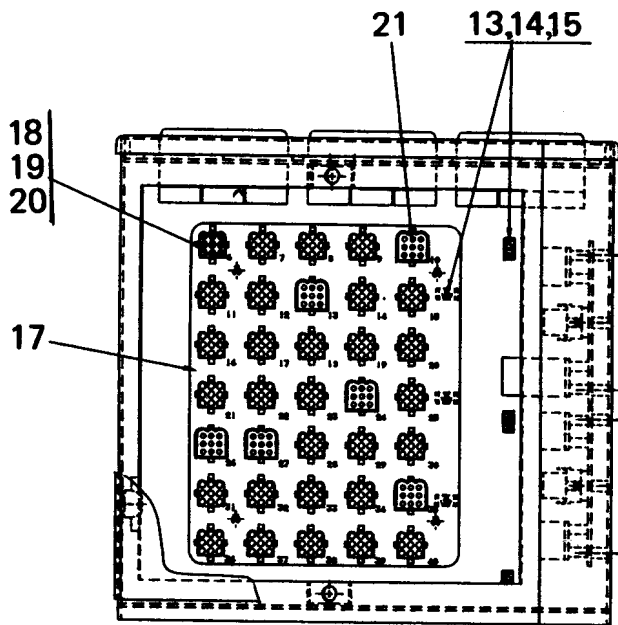
0285	Utgåva Issue		Bild nr Picture No		Montering växelväljare A19845.0100		Mounting gear selector A19845.0100		
	980615		23464						
	Pos. Fig.	Antal/Quantity			Art nr Part No	Benämning	Description	Sats Kit	Anmärkning Notes
0020					A19845.0100				DRAWING NO.
0040	1	1			920930.0036	Växelväljare	Gear selector		
0050	2	5			920749.0006	Skruv	Screw		
0100	3	1			A17713.0100	Fäste	Bracket		



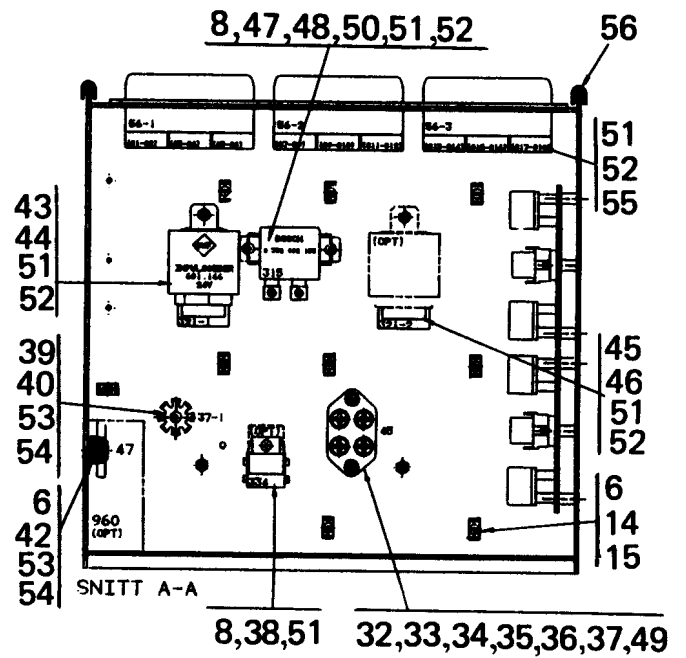
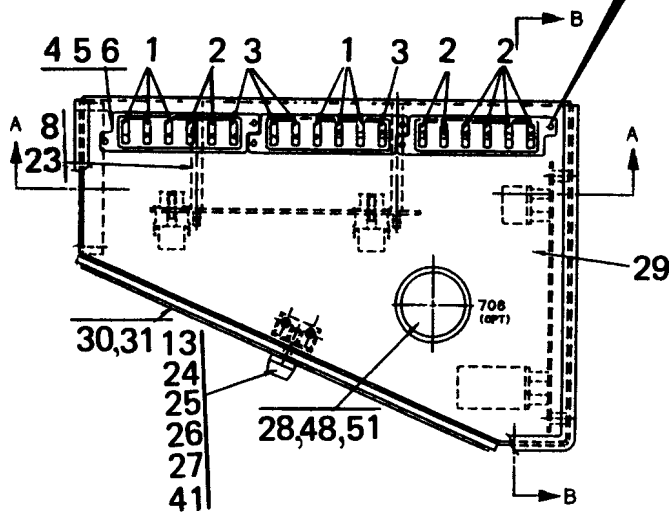
Reservdelar - Spare parts
20
31

0290

Utgåva Issue		Bild nr Picture No		Montering, extern varningslampa A09872.1700		Mounting,ext. warn. lamp A09872.1700		
980615		21918						
Pos. Fig.	Antal/Quantity			Art nr Part No	Benämning	Description	Sats Kit	Anmärkning Notes
1	1			A09872.1700	Montering,ext.varn.lampa	Mounting,ext.warn.lamp		DRAWING NO
	1			5926	Blinkers	Blinkers		
	1			922218.0001	•Glas	•Glass		NOT USED
2								
3	1			A09606.0100	Kretskort	Circuit board		
4	2			920950.0003	Distansbult	Spacer bolt		
5	2			920749.0001	Skruv	Screw		
6	2			98106	Mutter	Nut		
7	ERF			90902	Kabel	Cable		
8	4			922201.0002	Kabelsko	Cable eye		
9	8			920471.003	Kabelsko	Cable eye		
10	8			920474.004	Hylsa	Sleeve		
11	1			922203.0001	Stiftblock	Pin block		
12	1			922202.0001	Stiftkontakt	Pin contact		
13	1			922201.0001	Kabelsko	Cable eye		
14	1			920483.001	Glödlampa	Bulb		



SNITT B-B

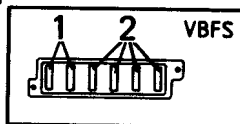
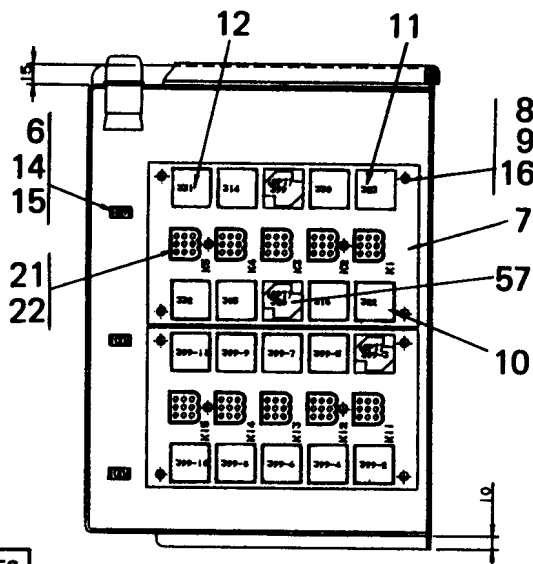
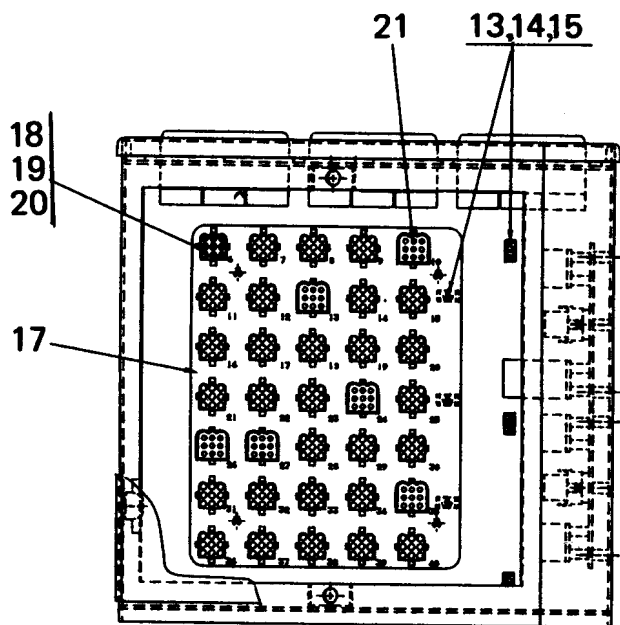


SNITT A-A

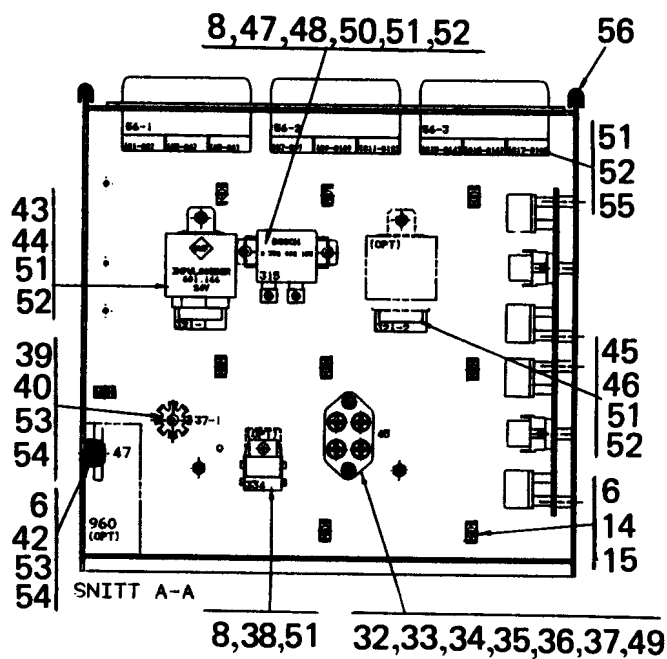
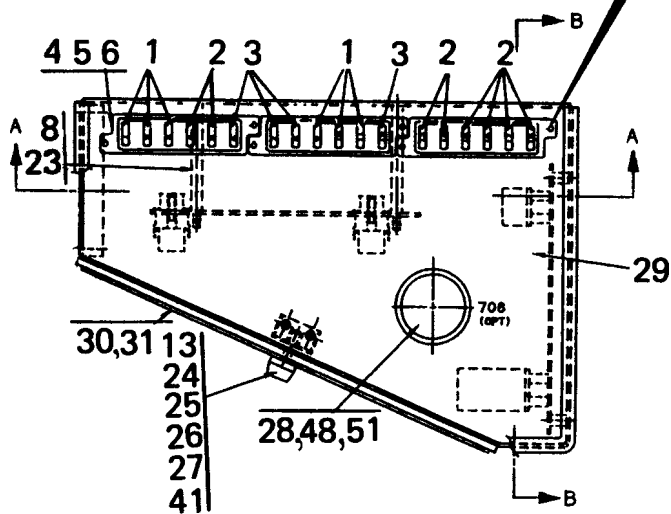
Reservdelar - Spare parts

0300

Utgåva Issue		Bild nr Picture No		Elektroniklåda A08336.0100,.0200,.0300 Volvo		Electronic box A08336.0100,.0200,.0300, Volvo		
Pos. Fig.	Antal/Quantity			Art nr Part No	Benämning	Description	Sats Kit	Anmärkning Notes
	FFS	VBFS	STB					
	1	1		A08336.0100 A08336.0200 A08336.0300				DRAWING NO. FFS DRAWING NO. VBFS DRAWING NO. STB
1	6	8	6	920730.0005	Säkring	Fuse		10 A
2	8	6	8	920730.0010	Säkring	Fuse		5 A
3	4	4	4	920730.0006	Säkring	Fuse		15 A
4	3	3	3	921577.0008	Säkringsdosa	Fuse box		
5	3	3	3	922204.0013	Hylsblock	Bush block		
6	20	20	20	920749.0002	Skruv	Screw		
7	1	2	1	A08338.0100	Kretskort	Circuit board		
8	13	19	13	920749.0001	Skruv	Screw		
9	6	12	6	920950.0003	Skruv	Screw		
10	1	1	1	911	Relä	Relay		
11	1	1	1	920448.002	Impulsdon	Impulse device		BLINKERS
12	6	15	6	921830.0001	Minirelä	Mini relay		
13	4	4	4	3049	Mutter	Nut		
14	50	50	50	920518.0004	Strapsband	Strap		
15	12	12	12	920519.0001	Strapsbandhållare	Straps holder		
16	6	12	6	98106	Mutter	Nut		
17	1	1	1	A06390.0300	Hållare	Holder		
18	304	304	304	922201.0001	Kabelsko	Cable eye		
19	11	11	11	922201.0002	Kabelsko	Cable eye		
20	35	35	35	922204.0001	Hylsblock	Bush block		
21	8	8	8	922203.0001	Stiftkontakt	Pin contact		
22	45	45	45	922202.0001	Stiftkontakt	Pin contact		
23	4	4	4	920950.0004	Skruv	Screw		
24	2	2	2	923611.0002	Vinkelfäste	Angle bracket		
25	2	2	2	923611.0001	Tapp	Pin		
26	2	2	2	923611.0003	Bricka	Washer		
27	4	4	4	920749.0002	Skruv	Screw		
28	1	1	1	922010.0004	Täckbricka	Cover washer		
29	1	1	1	A08888.0100	Elektroniklåda	Electronic box		
30	1	1	1	A08891.0100	Lock	Cover		
31	ERF	ERF	ERF	922084.0008	Gummilist	Rubber strip		L=1000
32	1	1	1	923627.0001	Kopplingsplint	Terminal block		UNDRE
33	1	1	1	923627.0002	Kopplingsplint	Terminal block		
34	1	1	1	923627.0003	Kopplingsplint	Terminal block		ÖVRE
35	4	4	4	920956.0005	Skruv	Screw		
36	4	4	4	4752	Fjäderbricka	Spring washer		
37	2	2	2	921899.072	Skruv	Screw		
38	1	1	1	921831.0001	Minirelähållare	Mini relay holder		
39	1	1	1	922205.0002	Kabelsko	Cable eye		
40	1	1	1	920749.0002	Skruv	Screw		
41	4	4	4	922564.0002	Låsbricka	Lock washer		
42	1	1	1	5501	Kopplingsplint	Terminal block		
43	1	1	1	922156.0006	Relä	Relay		
44	1	1	1	922204.0004	Hylspropp	Core plug		
45	1	1	1	922204.0004	Hylspropp	Core plug		
46	1	1	1	A07411.0100	Kabelhärva	Cable unit		
47	1	1	1	922200.0003	Relä	Relay		
48	2	2	2	921432.0001	Hylsblock	Bush block		
49	3	3	3	920473.012	Kabelsko,ring	Cable eye,ring		
50	3	3	3	920473.009	Kabelsko,ring	Cable eye,ring		
51	40	40	40	920471.001	Flatstiftshylsa	Flat pin bushing		
52	7	7	7	920471.002	Kabelsko	Cable eye		
53	14	14	14	920471.003	Kabelsko	Cable eye		
54	14	14	14	920471.004	Kabelsko	Cable eye		
55	12	12	12	921577.0009	Bygel	Yoke		
56	ERF	ERF	ERF	920946.0002	Kantlist	Edge list		L=1000
57	1	1	1	921830.0001	Minirelä	Mini relay		OPTION,STOP SOLENOID



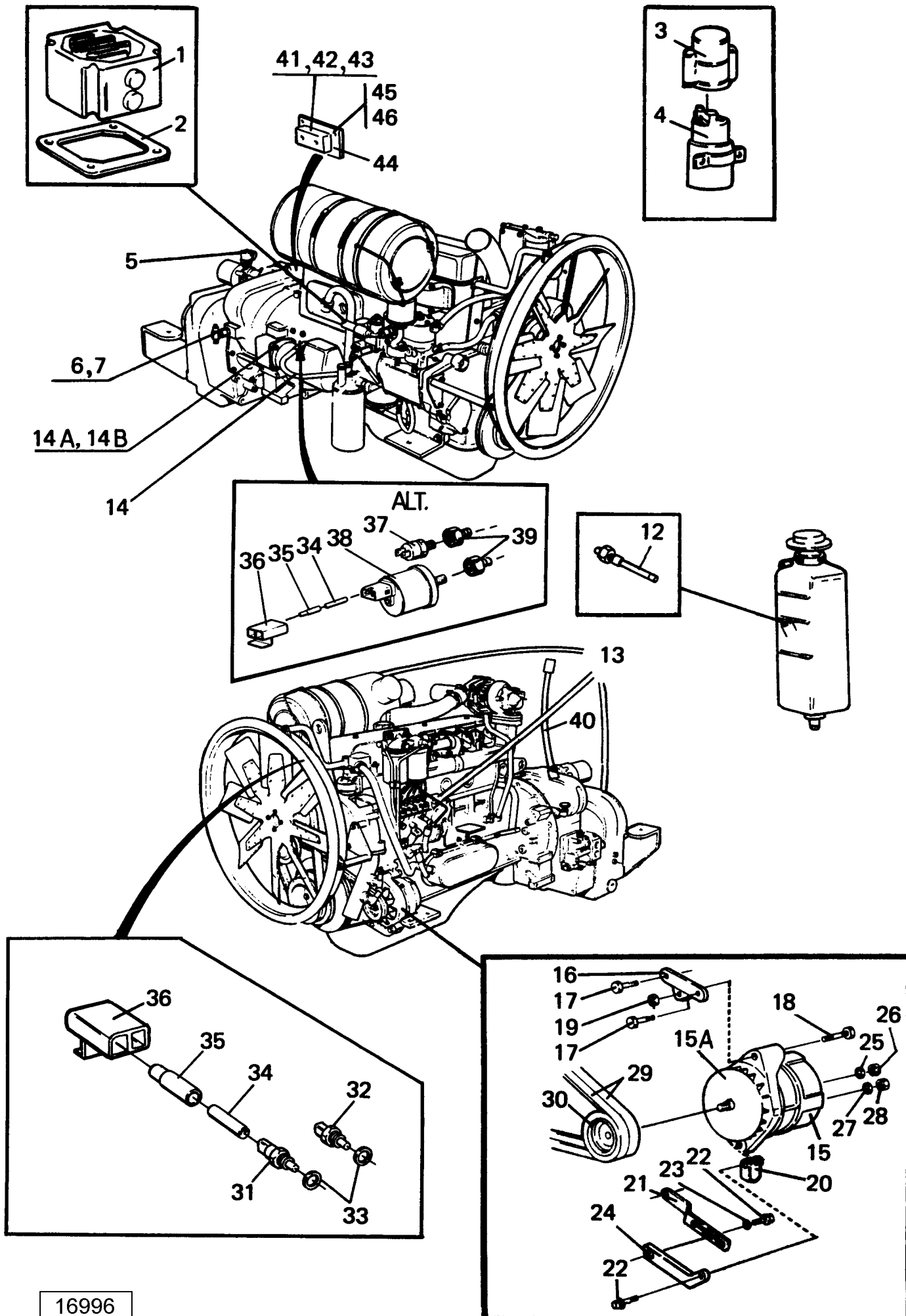
SNITT B-B



SNITT A-A

Reservdelar - Spare parts

0320	Utgåva Issue		Bild nr Picture No		Elektroniklåda A08336.0400,.0500,.0600 Perkins 1006.6		Electronic box A08336.0400,.0500,.0600, Perkins 1006.6		
	Pos. Fig.	Antal/Quantity			Art nr Part No	Benämning	Description	Sats Kit	Anmärkning Notes
		FFS	VBFS	STB					
0010		1			A08336.0400				DRAWING NO. FFS DRAWING NO. VBFS DRAWING NO. STB
0015			1		A08336.0500				
0017				1	A08336.0600				
0020	1	6	8	6	920730.0005	Säkring	Fuse		10 A
0040	2	8	6	8	920730.0010	Säkring	Fuse		5 A
0060	3	4	4	4	920730.0006	Säkring	Fuse		15 A
0080	4	3	3	3	921577.0008	Säkringsdosa	Fuse box		
0100	5	3	3	3	922204.0013	Hylsblock	Bush block		
0120	6	20	20	20	920749.0002	Skruv	Screw		
0140	7	1	2	1	A08338.0100	Kretskort	Circuit board		
0160	8	13	19	13	920749.0001	Skruv	Screw		
0180	9	6	12	6	920950.0003	Skruv	Screw		
0200	10								NOT USED BLINKERS
0220	11	1	1	1	920448.002	Impulsdon	Impulse device		
0240	12	6	15	6	921830.0001	Minirelä	Mini relay		
0260	13	4	4	4	3049	Mutter	Nut		
0280	14	50	50	50	920518.0004	Strapsband	Strap		
0300	15	12	12	12	920519.0001	Strapsbandhållare	Straps holder		
0320	16	6	12	6	98106	Mutter	Nut		
0340	17	1	1	1	A06390.0300	Hållare	Holder		
0360	18	304	304	304	922201.0001	Kabelsko	Cable eye		
0380	19	11	11	11	922201.0002	Kabelsko	Cable eye		
0400	20	35	35	35	922204.0001	Hylsblock	Bush block		
0420	21	8	8	8	922203.0001	Stiftkontakt	Pin contact		
0440	22	45	45	45	922202.0001	Stiftkontakt	Pin contact		
0460	23	4	4	4	920950.0004	Skruv	Screw		
0480	24	2	2	2	923611.0002	Vinkelfäste	Angle bracket		
0500	25	2	2	2	923611.0001	Tapp	Pin		
0520	26	2	2	2	923611.0003	Bricka	Washer		
0540	27	4	4	4	920749.0002	Skruv	Screw		
0560	28	1	1	1	922010.0004	Täckbricka	Cover washer		
0580	29	1	1	1	A08888.0100	Elektroniklåda	Electronic box		
0600	30	1	1	1	A08891.0100	Lock	Cover		
0620	31	ERF	ERF	ERF	922084.0008	Gummilist	Rubber strip		L=1000
0640	32	1	1	1	923627.0001	Kopplingsplint	Terminal block		UNDRE
0660	33	1	1	1	923627.0002	Kopplingsplint	Terminal block		
0680	34	1	1	1	923627.0003	Kopplingsplint	Terminal block		ÖVRE
0700	35	4	4	4	920956.0005	Skruv	Screw		
0720	36	4	4	4	4752	Fjäderbricka	Spring washer		
0740	37	2	2	2	921899.072	Skruv	Screw		
0760	38	1	1	1	921831.0001	Minirelähållare	Mini relay holder		
0780	39	1	1	1	922205.0002	Kabelsko	Cable eye		
0800	40	1	1	1	920749.0002	Skruv	Screw		
0820	41	4	4	4	922564.0002	Låsbricka	Lock washer		
0840	42	1	1	1	5501	Kopplingsplint	Terminal block		
0860	43	1	1	1	922156.0006	Relä	Relay		
0880	44	1	1	1	922204.0004	Hylspropp	Core plug		
0900	45	1	1	1	922204.0004	Hylspropp	Core plug		
0920	46	1	1	1	A07411.0100	Kabelhärva	Cable unit		
0940	47	1	1	1	922200.0003	Relä	Relay		
0960	48	2	2	2	921432.0001	Hylsblock	Bush block		
0980	49	3	3	3	920473.012	Kabelsko,ring	Cable eye,ring		
1000	50	3	3	3	920473.009	Kabelsko,ring	Cable eye,ring		
1020	51	40	40	40	920471.001	Flatstiftshylsa	Flat pin bushing		
1040	52	7	7	7	920471.002	Kabelsko	Cable eye		
1060	53	14	14	14	920471.003	Kabelsko	Cable eye		
1080	54	14	14	14	920471.004	Kabelsko	Cable eye		
1100	55	12	12	12	921577.0009	Bygel	Yoke		
1120	56	ERF	ERF	ERF	920946.0002	Kantlist	Edge list		L=1000
1140	57	1	1	1	921830.0001	Minirelä	Mini relay		OPTION,STOP SOLENOID

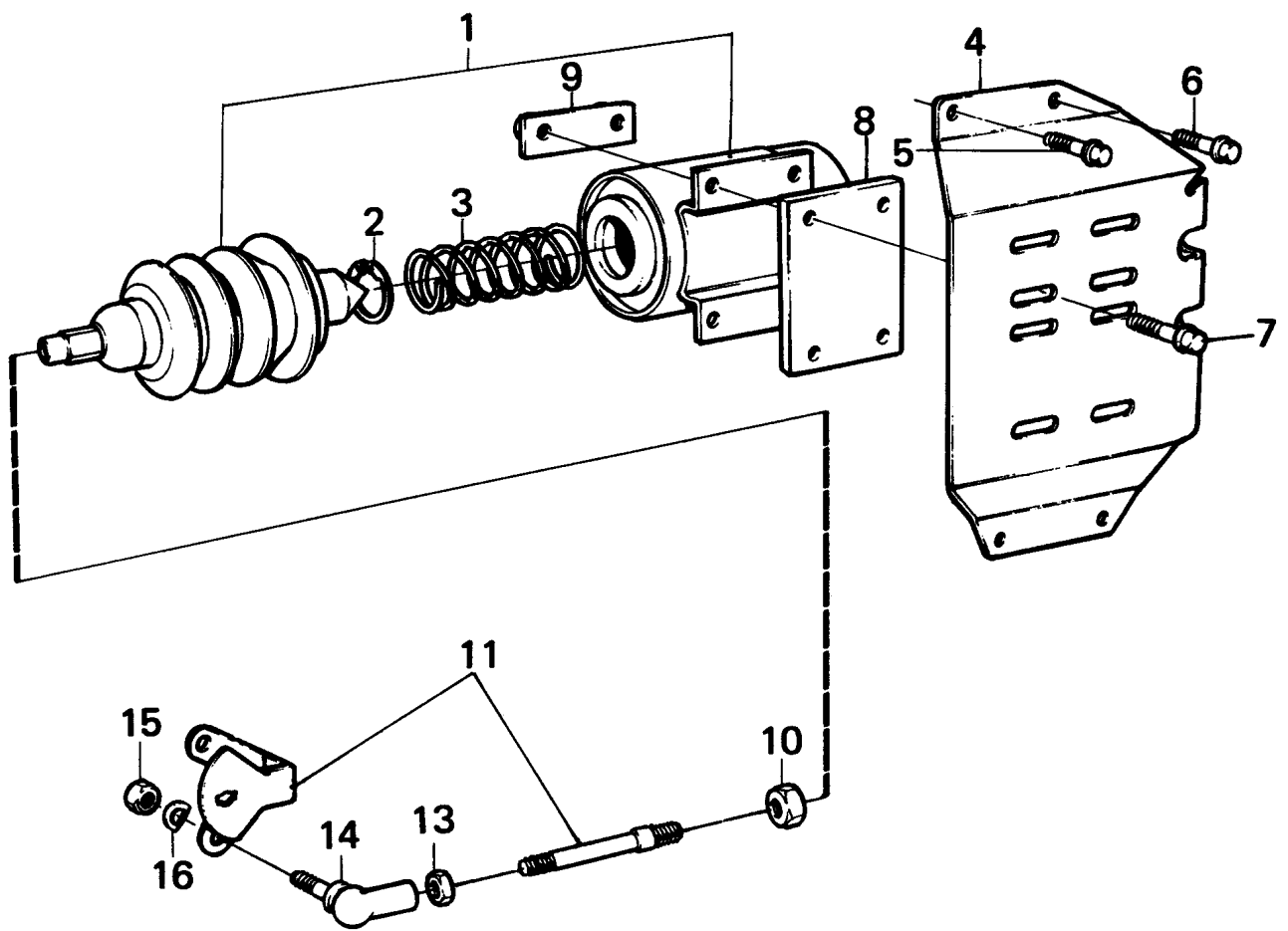


Reservdelar - Spare parts

20

37

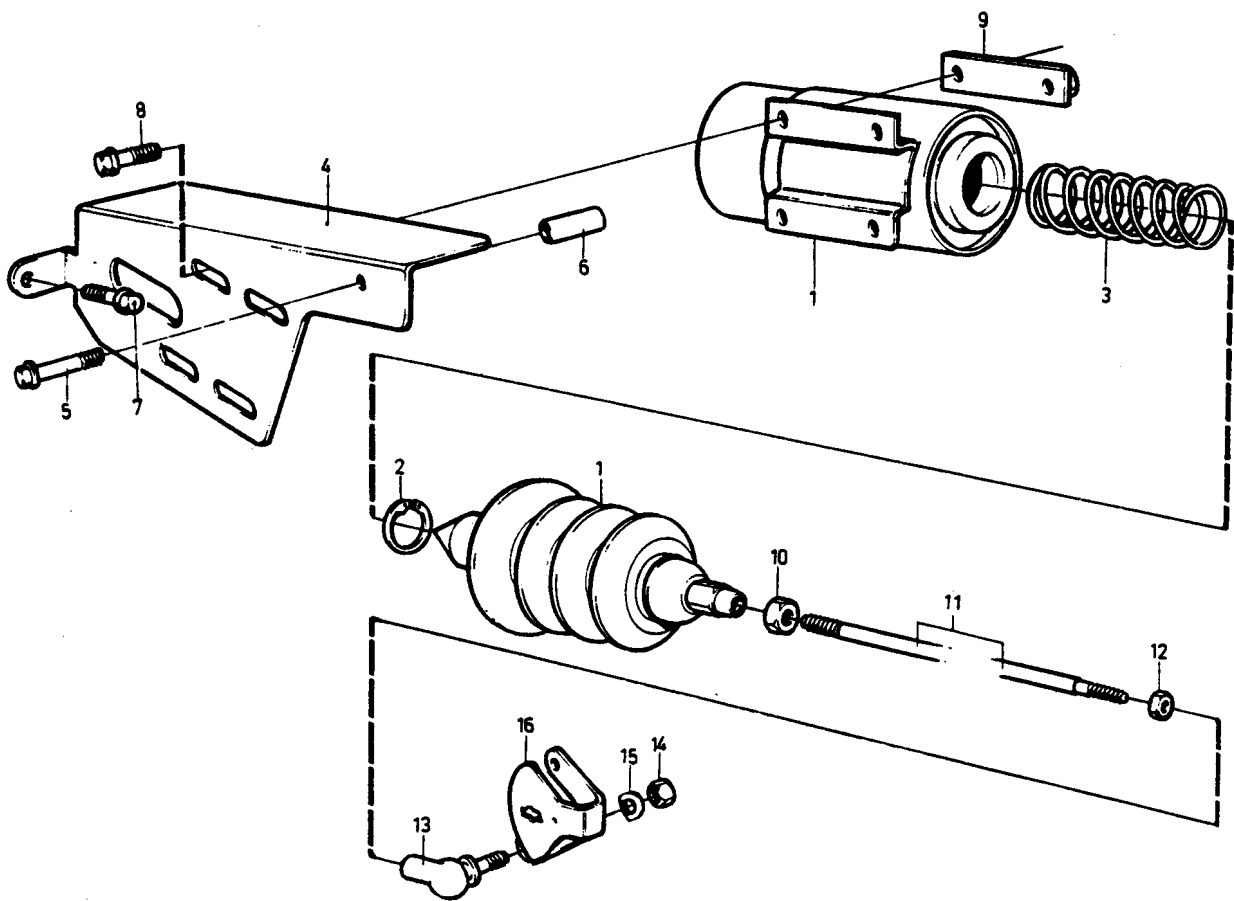
0350	Utgåva Issue		Bild nr Picture No		El-system, Volvo TD61AW,TD630ME, TD71AW,TWD730ME,TWD731ME		Electrical system, Volvo TD61AW,TD630ME, TD71AW,TWD730ME,TWD731ME			
	980615		16996							
	Pos. Fig.	Antal/Quantity			Art nr Part No	Benämning	Description	Sats Kit	Anmärkning Notes	
0020	1	1			923107.0417	Startelement	Cold starter element		SATS/KIT	
0040	2	1			923107.0416	Packning	Gasket			
0060	3	1			921648.0002	Kåpa	Cover			
0080	4	1			425817.1500	Relä,förvärmning	Relay,preheating			
0100		1			923120.0708	•Relä,förvärmning	•Relay,preheating			
0120		2			923120.0707	•Kabelsko	•Cable eye			
0140	5	1			920456.003	Givare	Sensor			
0160	6	1			5933	Tredoring	Tredoring			
0180	7	1			920876.0001	Temp.givare,vakt	Sensor,temperature			
0200	8									120°C
0220	9									NOT USED
0240	10								NOT USED	
0260	11								NOT USED	
0280	12	1			923176.0001	Nivåvisare	Level indicator		SENSOR	
0300	13	1			A10437.0100	Kabelhärva	Cable unit		16/1200 ECH SEE GR 20, PAGE 51	
0320		1			A10437.0200	Kabelhärva	Cable unit			
0340	14	1				Startmotor	Starter motor			
0360	14A	3			923107.0536	Pinnskruv	Stud			
0380	14B	3			923349.0347	Mutter	Nut			
0400	15	1				Växelströmgenerator	Alternator			
0420		1				Växelströmgenerator	Alternator			
0440	15A	1			923108.0771	•Fläkt	•Fan			
0460	16	1			923107.0540	Konsol	Bracket			
0480	17	2			923107.0320	Skruv	Screw			
0500	18	1			923107.0539	Skruv	Screw		FOR PARIS-RHONE FOR BOSCH	
0520	19	1			920781.0009	Mutter	Nut			
0540	20	1			920986.0002	Spännögla	Retainer			
0560		1			5839	Spännögla	Retainer			
0580	21	1			923107.0542	Spännjärn	Tensioner arm			
0600	22	2			923107.0543	Skruv	Screw			
0620	23	1			923107.0538	Bricka	Washer			
0640	24	1			923107.0541	Spännjärn	Tensioner arm			
0660	25	1			920771.0006	Bricka	Washer			
0680	25A	1			920771.0001	Bricka	Washer			
0700	26	1			920535.0003	Mutter	Nut		FOR BOSCH. NOT ILL.	
0720	26A	1			923107.0398	Mutter	Nut		FOR BOSCH.NOT ILL.	
0740	27	1			4752	Bricka	Washer		SE GRUPP 30 / SEE GROUP 30	
0760	28	1			923107.0428	Mutter	Nut			
0780	29	1			921096.0006	Kilremssats	V-belt kit			
0781										
0800	30	1			920028.006	Remskiva	Pulley			
0820	31	1			920822.0005	Givare,temperaturvakt	Sensor,temperature			
0840	32	1			923400.0001	Givare,kylvattentemp.	Sensor,cool.water temp.			
0860	33	2			923107.0400	Packning	Gasket			
0880	34	6			923157.0001	Kabelsko	Cable eye			
0900	35	6			923157.0002	Isolerhylsa	Insulating sleeve			
0920	36	3			920807.0002	Hylsisolator	Receptacle housing		STD STD, SATS/KIT ELVÄXLING/ELECTRICAL GEAR CHANGE ELVÄXLING/ELECTRICAL GEAR CHANGE, 16/1200 ECH	
0940	37	1			923546.0001	Oljetryckgivare,vakt	Sensor,oil pressure			
0950	38	1			425817.8034	Oljetryckgivare	Sensor,oil pressure			
0980	39	2			922531.0003	Nippel	Nipple			
1000	40	1			A10586.0100	Kabelhärva	Cable unit			
1020										
1040		1			A10586.0200	Kabelhärva	Cable unit			
1060										
1080										
1100	41	1			921577.0010	Säkringsdosa	Fuse box			
1120	42	2			920730.0008	Säkring	Fuse			
1140	43	2			99024	Skruv	Screw			
1160	44	1			A11487.0100	Fäste	Bracket			
1180	45	2			920099.021	Skruv	Screw			
1200	46	2			920076.001	Mutter	Nut			



Reservdelar - Spare parts

0400

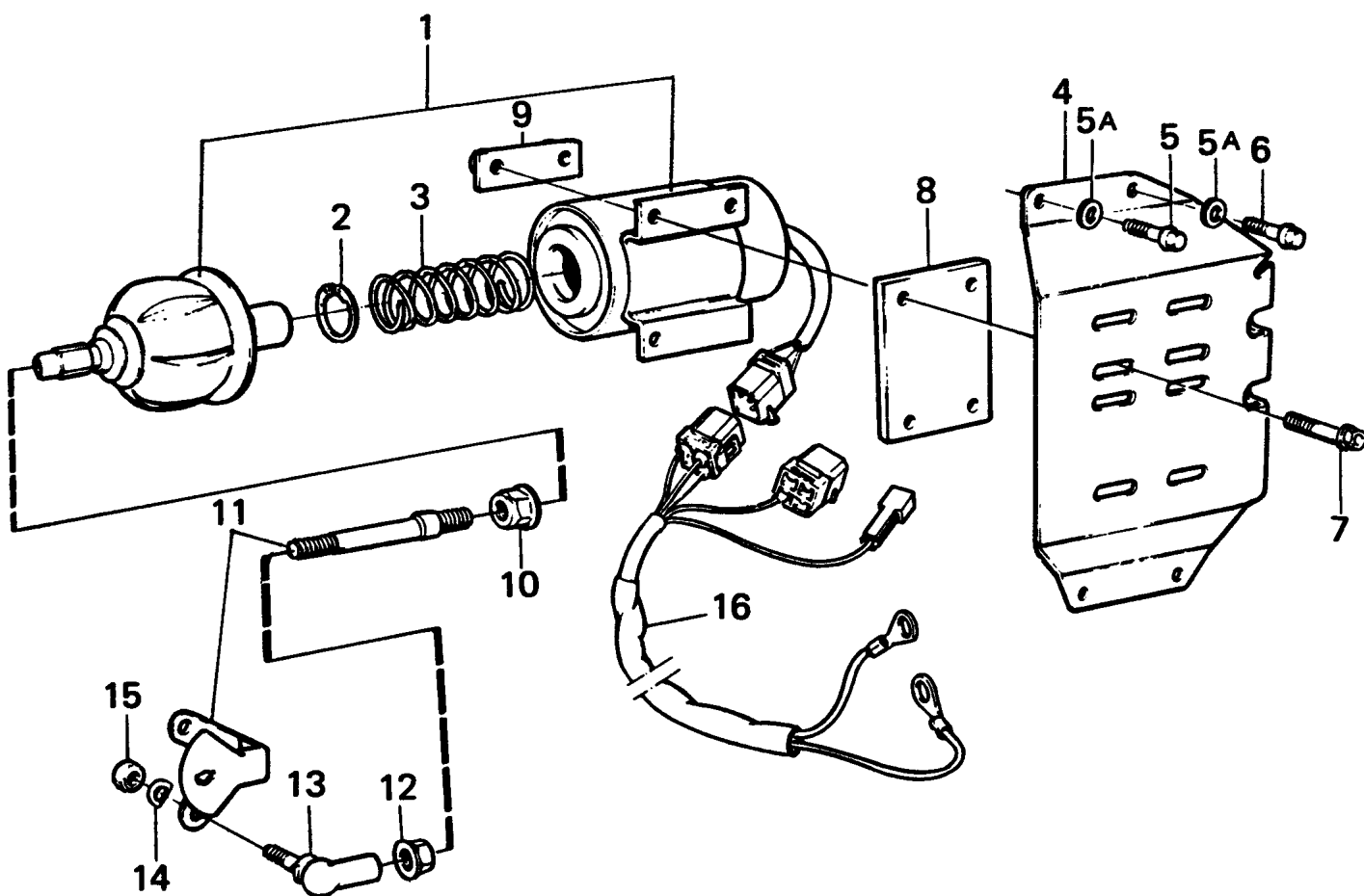
Utgåva Issue		Bild nr Picture No		Stoppmagnet med montering Volvo TD61AW		Stop solenoid with mount- ing, Volvo TD61AW		
980615		21914						
Pos. Fig.	Antal/Quantity			Art nr Part No	Benämning	Description	Sats Kit	Anmärkning Notes
	4590 11. 0100	4590 11. 0300						
	-	-		459011.0100	Stoppmagnet	Stop solenoid		DRAWING NO. DRAWING NO. SATS/KIT,KPL, 24V SATS/KIT L=20 MM NOT USED KPL,SATS NOT USED NOT USED SEE GR 20, PAGE 23 SEE GR 20, PAGE 23 SEE GR 20, PAGE 33
1	1	1		459011.0300	Stoppmagnet	Stop solenoid		
	1	1		923468.0151	Stoppmagnet	Stop solenoid		
2	1	1		923120.0882	•Stoppmagnet	•Stop solenoid		
3	1	1		923458.0417	•Spärring	•Retaining ring		
4	1	1		923458.0418	•Fjäder	•Spring		
5	3	3		920914.0019	Konsol	Bracket		
6	1	1		923107.0568	Skruv	Screw		
7	4	4		921595.0012	Skruv	Screw		
8				923107.0543	Skruv	Screw		
9	2	2		920914.0021	Konsol	Bracket		
10	1	1		923107.0398	Mutter	Nut		
11	1	1		425817.6900	Stång	Bar		
12								
13	1	1		923107.0428	Mutter	Nut		
14	1	1		922761.0003	Kulled	Ball joint		
15	1	1		923107.0428	•Mutter	•Nut		
16	1	1		920305.007	Bricka	Washer		
17								
		1		920991.0003	Tändningslås	Ignition key lock		
		1		923522.0001	Diod	Diode		
		1		921830.0001	Minirelä	Mini relay		



Reservdelar - Spare parts
20
41

0450

Utgåva Issue		Bild nr Picture No		Stoppmagnet med montering Volvo TD71AW		Stop solenoid with mount- ing, Volvo TD71AW		
980615		14177						
Pos. Fig.	Antal/Quantity			Art nr Part No	Benämning	Description	Sats Kit	Anmärkning Notes
	4590 11. 0200	4590 11. 0400						
	-			459011.0200	Stoppmagnet	Stop solenoid		DRAWING NO. DRAWING NO. SATS/KIT,KPL, 24V SATS/KIT
		-		459011.0400	Stoppmagnet	Stop solenoid		
1	1	1		923468.0151	Stoppmagnet	Stop solenoid		
	1	1		923120.0882	•Stoppmagnet	•Stop solenoid		
2	1	1		923458.0417	•Spärring	•Retaining ring		
3	1	1		921477.0001	•Fjäder	•Spring		
4	1	1		920914.0020	Konsol	Bracket		
5	1	1		923107.0328	Skruv	Screw		
6	1	1		922585.0004	Distans	Spacer		
7	1	1		923107.0401	Skruv	Screw		
8	4	4		923107.0543	Skruv	Screw		
9	2	2		920914.0021	Konsol	Bracket		
10	1	1		923107.0398	Mutter	Nut		
11	1	1		923515.0002	Stång	Bar		
12	1	1		923107.0428	Mutter	Nut		
13	1	1		922761.0003	Kulled	Ball joint		
14	1	1		923107.0428	•Mutter	•Nut		
15	1	1		920305.007	Bricka	Washer		
16	1	1		923458.0419	Hävarm	Lever		
		1		920991.0003	Tändningslås	Ignition key lock		SEE GR 20, PAGE 23
		1		923522.0001	Diod	Diode		SEE GR 20, PAGE 23
		1		921830.0001	Minirelä	Mini relay		SEE GR 20, PAGE 33

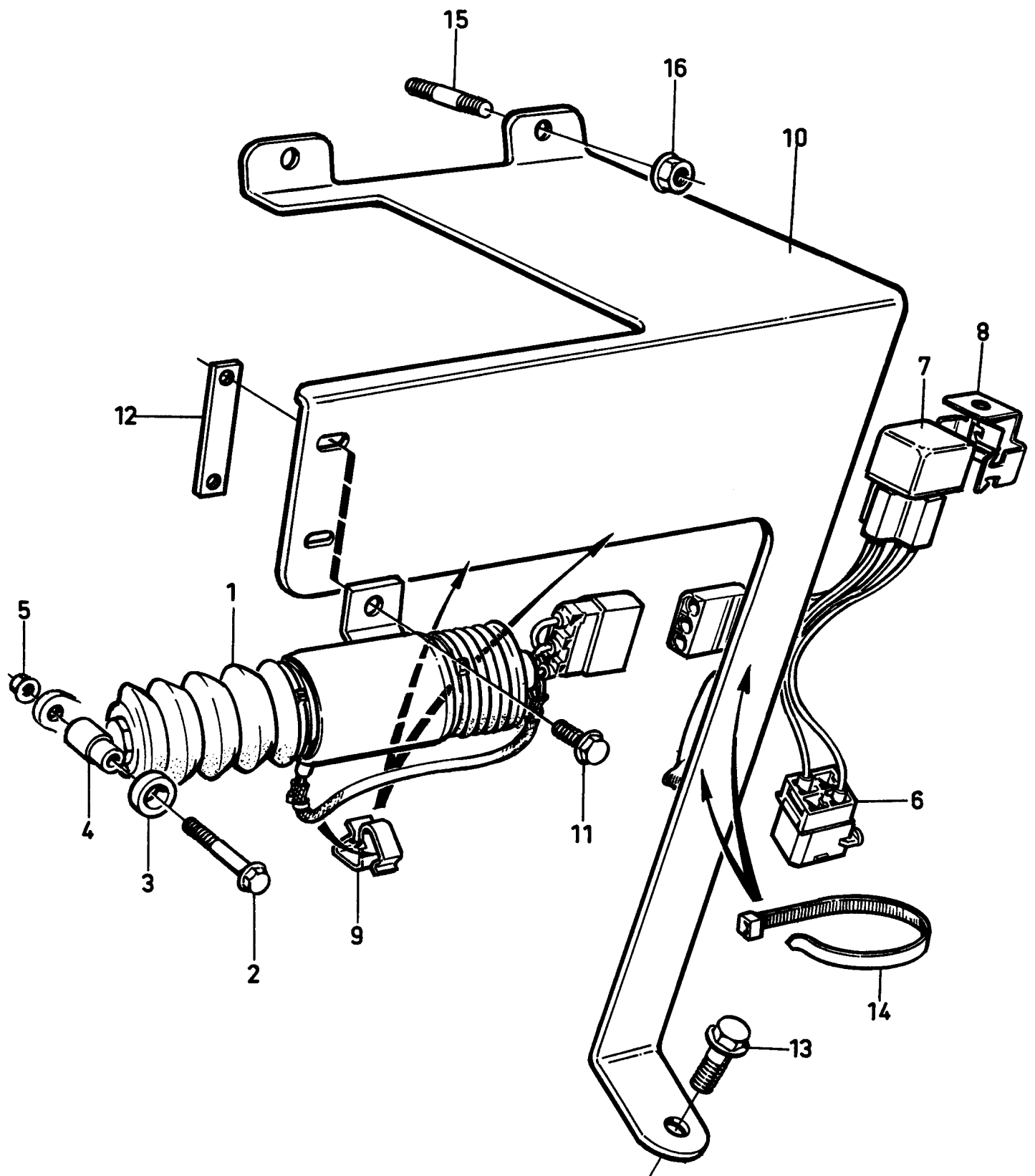


Reservdelar - Spare parts

20

43

0460	Utgåva Issue		Bild nr Picture No		Stoppmagnet med montering Volvo TD630ME		Stop solenoid with mounting Volvo TD630ME	
	980615		21915					
Pos. Fig.	Antal/Quantity			Art nr Part No	Benämning	Description	Sats Kit	Anmärkning Notes
0010		-		459011.0300	Stoppmagnet	Stop solenoid		DRAWING NO SATS/KIT,KPL
0011	1	1		923468.0151	Stoppmagnet	Stop solenoid		
0020		1		923120.0882	•Stoppmagnet	•Stop solenoid		L=20MM NOT USED
0040	2	1		923458.0417	•Spårring	•Retaining ring		
0060	3	1		923705.0235	•Returfjäder	•Return spring		213)KPL,SATS
0080	4	1		920914.0019	Konsol	Bracket		
0100	5	3		923107.0359	Skruv	Screw		INCL. IN FIG. 1 NOT USED SEE GR 20, PAGE 23
0120	5A	4		923349.0154	Bricka	Washer		
0140	6	1		923107.0461	Skruv	Screw		SEE GR 20, PAGE 23
0160	7	4		923107.0543	Skruv	Screw		
0180	8							SEE GR 20, PAGE 33
0200	9	2		920914.0021	Konsol	Bracket		
0220	10	1		923107.0398	Mutter	Nut		
0240	11	1		425817.6900	Stång	Bar		
0260	12	1		923107.0428	Mutter	Nut		
0280	13	1		922761.0003	Kulled	Ball joint		
0300	14	1		920305.007	Bricka	Washer		
0320	15	1		923107.0428	Mutter	Nut		
0340	16	1		923120.0883	Kabelhärva	Cable unit		
0360	17							
0380		1		920991.0003	Tändningslås	Ignition key lock		
0400		1		923522.0001	Diod	Diode		
0420		1		921830.0001	Minirelä	Mini relay		



20320

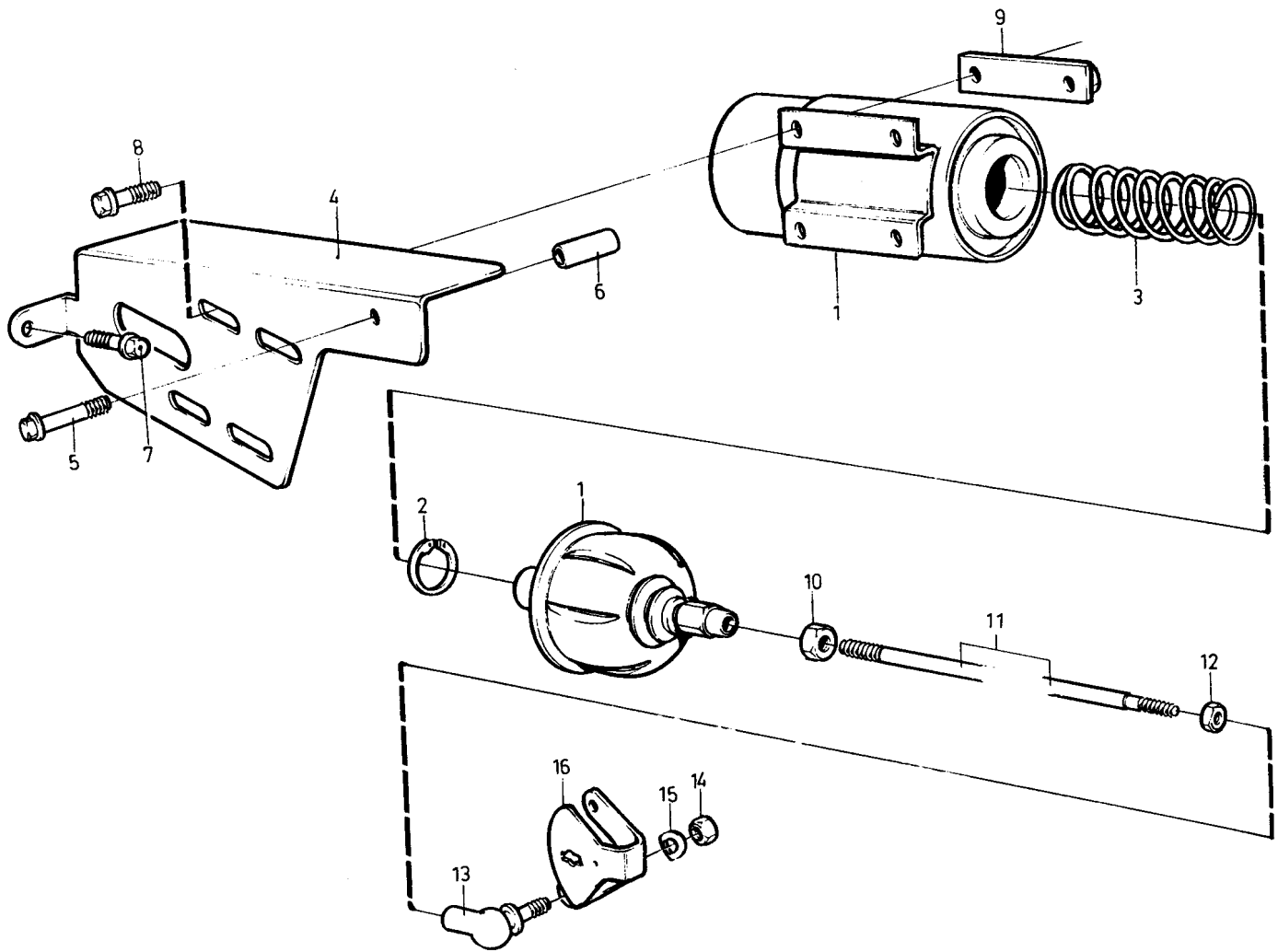
Reservdelar - Spare parts

20

45

0470

0470	Utgåva Issue		Bild nr Picture No		Stoppmagnet med montering Volvo TWD730ME		Stop solenoid with mount- ing Volvo TWD730ME		
	980615		20320						
	Pos. Fig.	Antal/Quantity			Art nr Part No	Benämning	Description	Sats Kit	Anmärkning Notes
0010		-			459011.0500	Stoppmagnet	Stop solenoid		DRAWING NO KPL
0015	1	1			923514.0002	Stoppmagnet	Stop solenoid		
0020		1			923120.0687	•Stoppmagnet	•Stop solenoid		
0040	2	1			923349.0794	Skruv	Screw		
0060	3	1			923349.0795	Hjul	Wheel		
0080	4	1			923349.0796	Distanshylsa	Spacer sleeve		
0100	5	1			923349.0797	Låsmutter	Lock nut		
0120	6	1			923349.0798	Relä	Relay		
0140	7	1			923349.0799	Relä	Relay		
0160	8	1			923349.0800	Klamma	Clamp		
0180	9	2			923349.0801	Klamma	Clamp		
0200	10	1			923349.0802	Konsol	Bracket		
0220	11	2			923107.0342	Skruv	Screw		
0240	12	1			923349.0803	Platta	Plate		
0260	13	1			921595.0007	Skruv	Screw		
0280	14	2			923349.0544	Klamma	Clamp		
0300	15	2			923349.0449	Pinnskruv	Stud		
0320	16	2			923349.0052	Mutter	Nut		
0340		1			920991.0003	Tändningslås	Ignition key lock	SEE GR 20, PAGE 23	
0360		1			923522.0001	Diod	Diode	SEE GR 20, PAGE 23	
0380		1			921830.0001	Minirelä	Mini relay	SEE GR 20, PAGE 33	

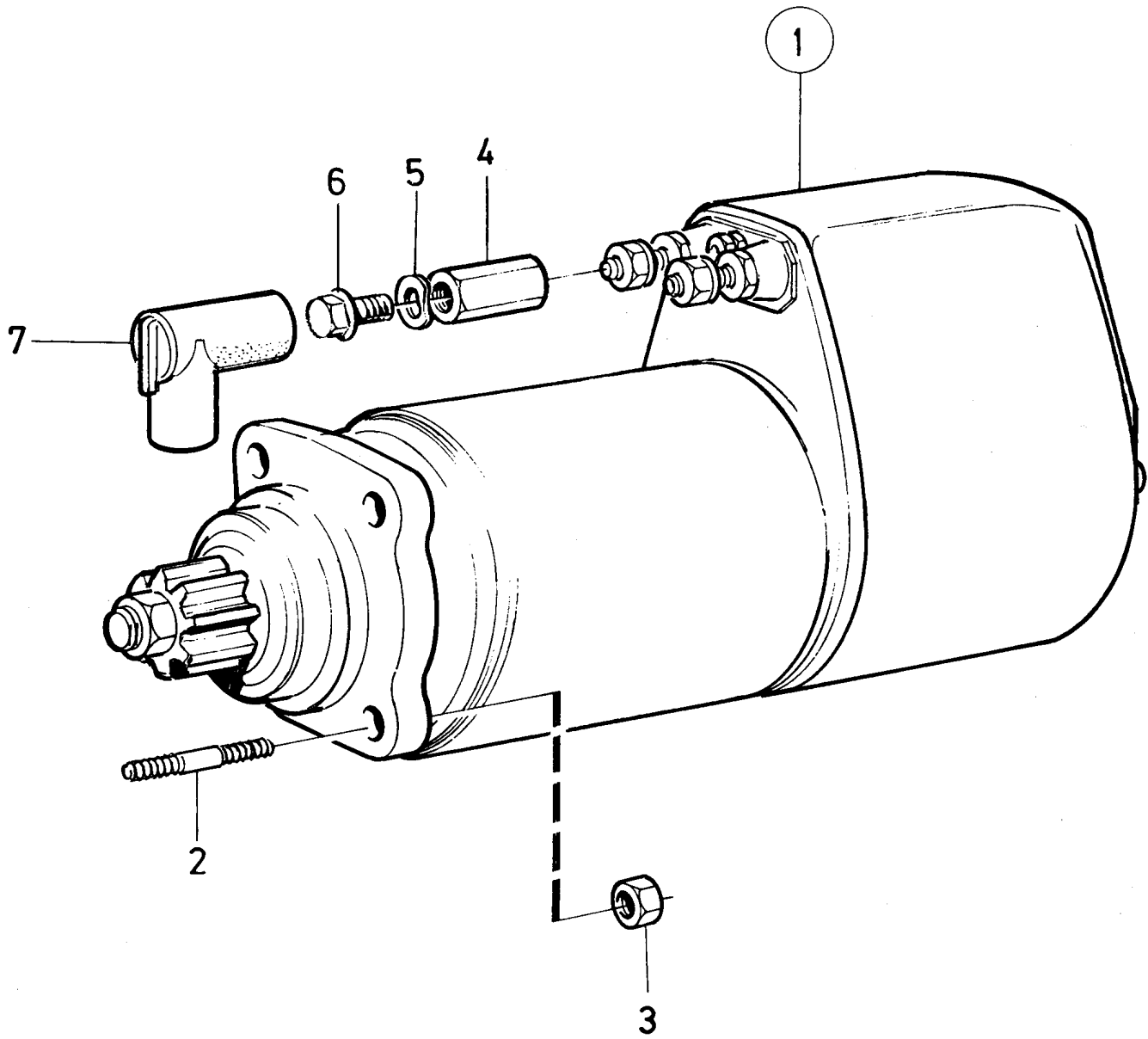


Reservdelar - Spare parts

20

47

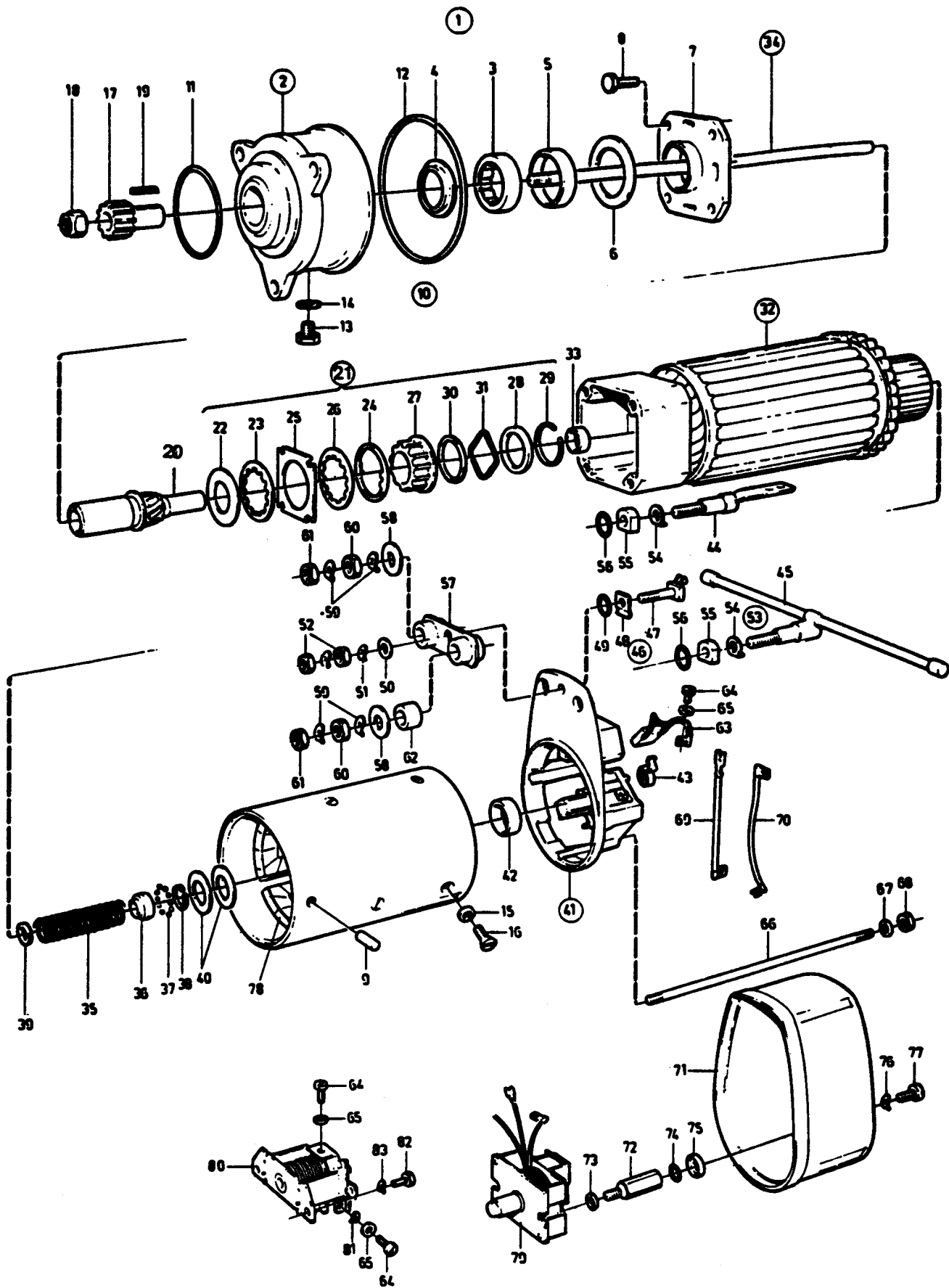
0480	Utgåva Issue		Bild nr Picture No		Stoppmagnet TWD731ME		Stop solenoid TWD731ME	
	980615		22348					
Pos. Fig.	Antal/Quantity			Art nr Part No	Benämning	Description	Sats Kit	Anmärkning Notes
0020	1	1		923120.0882	Stoppmagnet	Stop solenoid		
0040	2	1		923458.0417	•Spårring	•Retaining ring		
0060	3	1		923458.0418	•Fjäder	•Spring		
0080	4	1		920914.0020	Konsol	Bracket		
0100	5	1		923107.0328	Skruv	Screw		
0120	6	1		922585.0004	Distans	Spacer		
0140	7	1		923107.0401	Skruv	Screw		
0160	8	4		923107.0543	Skruv	Screw		
0180	9	2		920914.0021	Konsol	Bracket		
0200	10	1		923107.0398	Mutter	Nut		
0220	11	1		923515.0002	Stång	Bar		
0240	12	1		923107.0428	Mutter	Nut		
0260	13	1		922761.0003	Kulled	Ball joint		
0280	14	1		923107.0428	•Mutter	•Nut		
0300	15	1		920305.007	Bricka	Washer		
0320	16	1		923120.0806	Arm	Arm		



23561

Reservdelar - Spare parts
20
49

0490	Utgåva Issue		Bild nr Picture No		Startmotor med monterings -detaljer, TD630ME, TWD730ME, TWD731ME		Starter motor with mont. details, TD630ME, TWD730ME, TWD731ME	
	980615		23561					
Pos. Fig.	Antal/Quantity			Art nr Part No	Benämning	Description	Sats Kit	Anmärkning Notes
0020	1	1		922318.0003	Startmotor	Starter motor		24V SEE GR 20, PAGE 51
0040								
0060	2	3		923107.0536	Pinnskruv	Stud		
0080	3	3		923349.0347	Mutter	Nut		
0100	4	1		923705.0961	Mutter	Nut		
0120	5	1		923107.0382	Fjäderbricka	Spring washer		
0140	6	1		923107.0461	Skruv	Screw		
0160	7	1		923705.0962	Hylsa	Sleeve		

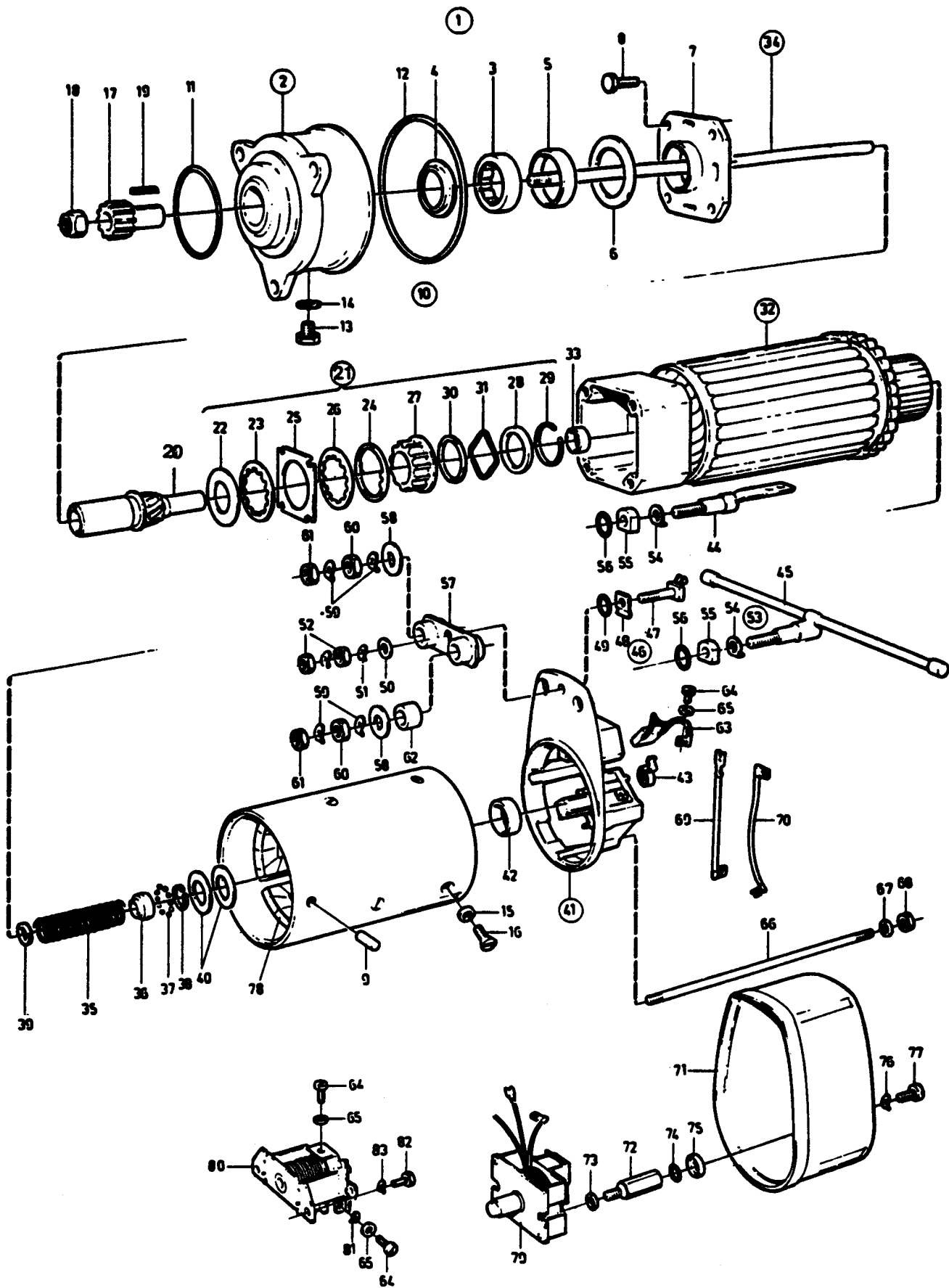


Reservdelar - Spare parts

20

51

0500	Utgåva Issue		Bild nr Picture No		Startmotor till Volvo TD61AW,TD71AW,TD630ME, TWD730ME,TWD731ME		Starter motor for Volvo TD61AW,TD71AW,TD630ME, TWD730ME,TWD731ME	
	Pos. Fig.	Antal/Quantity		Art nr Part No	Benämning	Description	Sats Kit	Anmärkning Notes
0020	1	1		922318.0003	Startmotor	Starter motor		24 V
0040	2	1		923108.0270	•Lager	•Bearing		
0060	3	1		923108.0271	••Rullager	••Roller bearing		
0080	4	1		920783.0007	••Packning	••Gasket		
0100	5	1		923108.0272	••Lagerbussning	••Bearing bushing		
0120	6	1		923705.0241	•Bricka	•Washer		
0140	7	1		923108.0274	•Lock	•Cover		
0160	8	4		923349.0223	•Skruv	•Screw		
0180	9	1			•Stift	•Pin		
0200	10	1		923108.0276	•Packningssats	•Gasket kit		
0220	11	1			••Tätningssats	••Seal ring	S	
0240	12	1			••Tätningssats	••Seal ring	S	
0260	13	1			••Skruv	••Screw	S	
0280	14	1			••Tätning	••Seal	S	
0300	15	4			••Tätning	••Seal	S	
0320	16	8		923108.0277	•Skruv	•Screw		
0340	17	1		923110.0047	•Drev	•Gear		
0360	18	1		923108.0278	•Mutter	•Nut		
0380	19	1		923108.0279	•Kil	•Key		
0400	20	1		923108.0280	•Spindel	•Spindle		
0420	21	1		922671.0001	••Rep.sats	••Repair kit		
0440	22	1			••Fjäder	••Spring	S	
0460	23	1			••Lamell	••Clutch steel plate	S	
0480	24	ERF			••Bricka	••Washer	S	
0500	25	5			••Lamell	••Clutch steel plate	S	
0520	26	5			••Lamell	••Clutch steel plate	S	
0540	27	1			••Kugghjul	••Gear	S	
0560	28	1			••Ring	••Ring	S	
0580	29	1			••Spärring	••Retaining ring	S	
0600	30	1			••Bricka	••Washer	S	
0620	31	1			••Fjäderbricka	••Spring washer	S	
0640	32	1		923108.0281	•Rotor	•Rotor		
0660	33	1		923108.0282	••Nållager	••Needle bearing		
0680	34	1		923108.0283	•Axel	•Shaft		
0700	35	1		923108.0284	••Fjäder	••Spring		
0720	36	1		923705.0244	••Ring	••Ring		
0740	37	11		923349.0228	••Kula	••Ball		
0760	38	1		923705.0245	••Låsring	••Lock ring		
0780	39	1		923705.0246	••Bricka	••Washer		
0800	40	ERF		923705.0247	•Bricka	•Washer		TJ=0,20MM
0820		ERF		923705.0248	•Bricka	•Washer		TJ=0,30MM
0840		ERF		923705.0249	•Bricka	•Washer		TJ=0,50MM
0860	41	1		923108.0291	•Lager	•Bearing		
0880	42	1		923108.0292	••Lagerbussning	••Bearing bushing		
0900	43	4		923108.0293	••Fjäder	••Spring		
0920	44	1		923705.0251	••Bult	••Bolt		
0940	45	1			••Bult	••Bolt		
0960	46	1		923108.0296	••Anslutning	••Connection		SATS/KIT
0980	47	1			••Skruv	••Screw	S	
1000	48	1			••Bricka	••Washer	S	
1020	49	1			••O-ring	••O-ring	S	
1040	50	1			••Bricka	••Washer	S	
1060	51	2			••Spärring	••Retaining ring	S	
1080	52	2			••Mutter	••Nut	S	
1100	53	2		923108.0297	••Rep.sats	••Repair kit		
1120	54	2			••Platta	••Plate	S	
1140	55	2			••Platta	••Plate	S	
1160	56	2			••O-ring	••O-ring	S	
1180	57	1			••Isolerhylsa	••Insulating sleeve	S	
1200	58	2			••Bricka	••Washer	S	
1220	59	4			••Spärring	••Retaining ring	S	



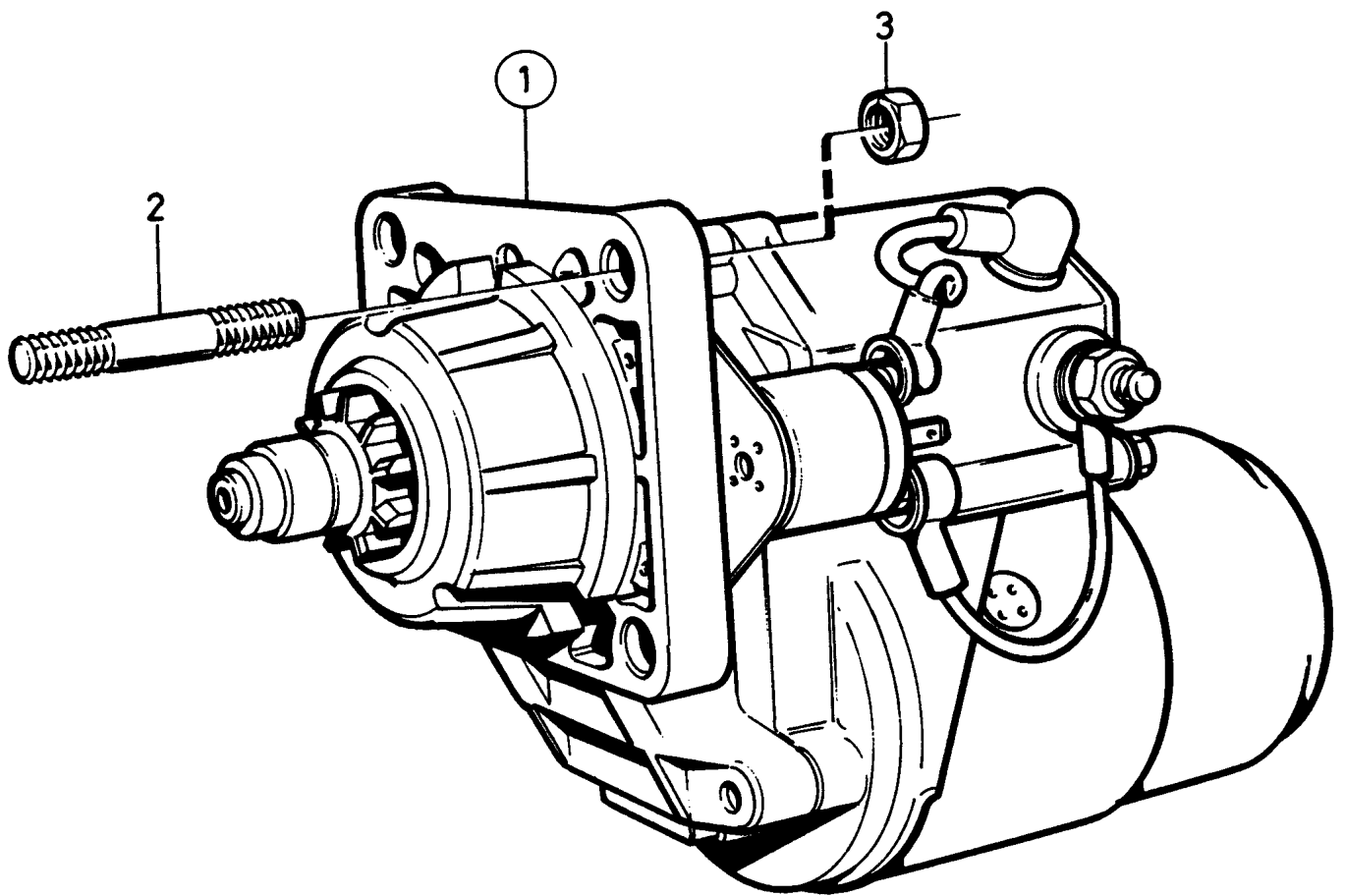
Reservdelar - Spare parts

20

53

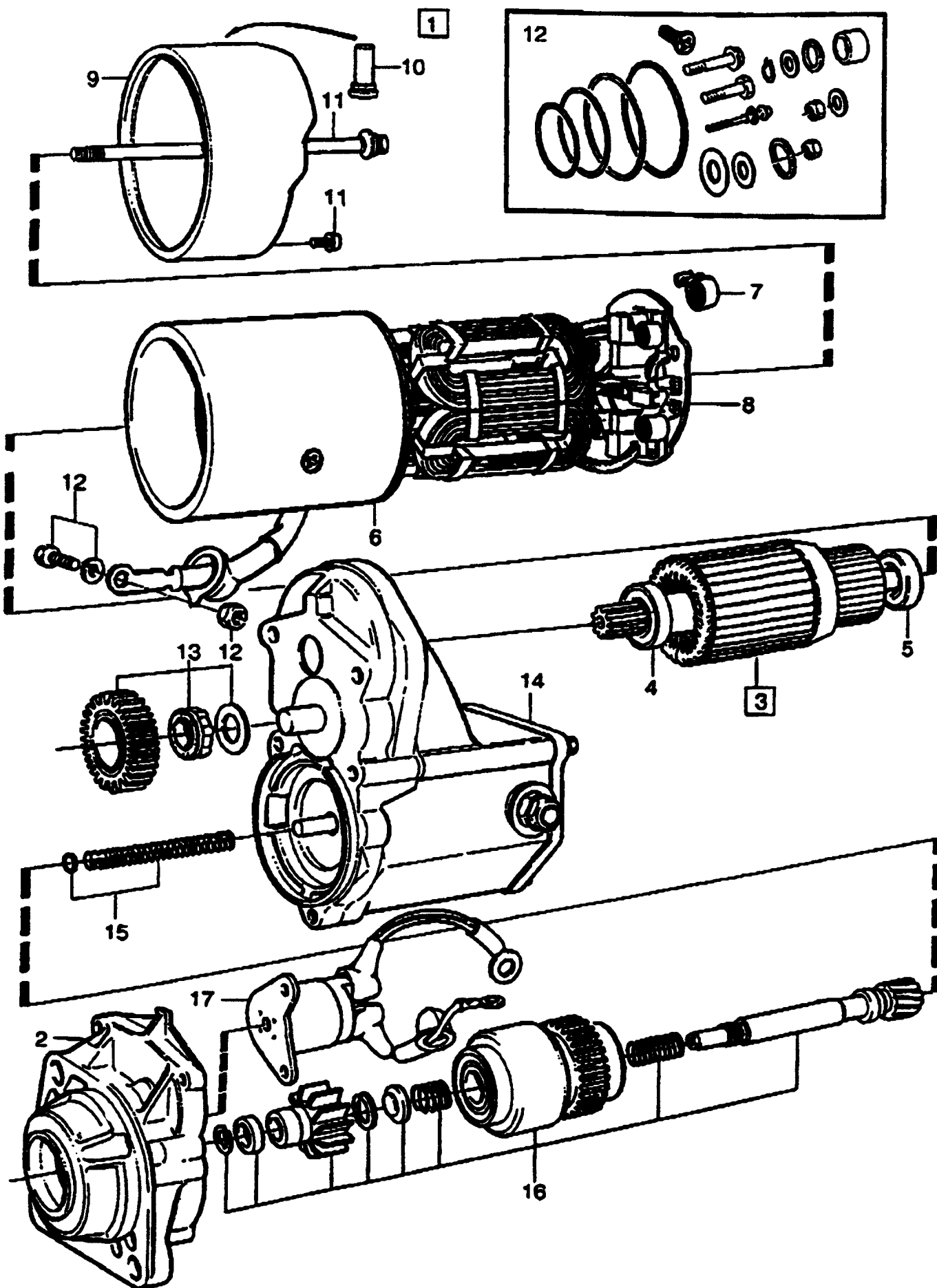
0500

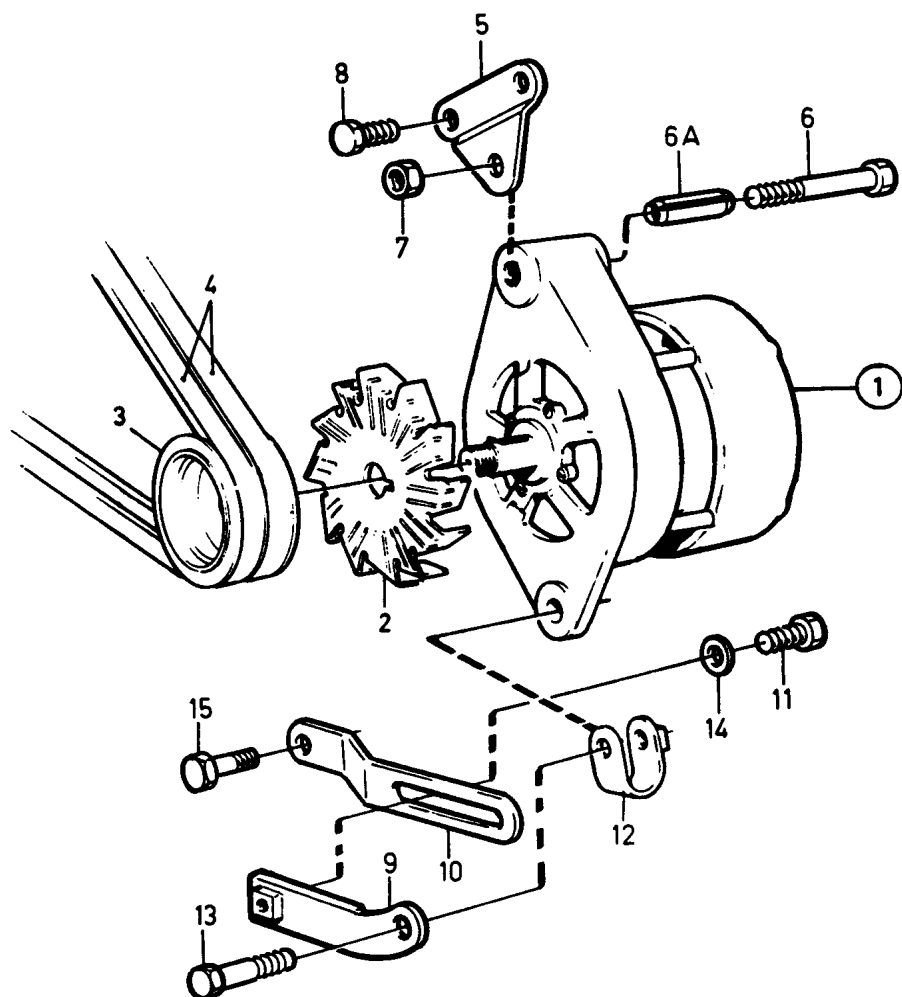
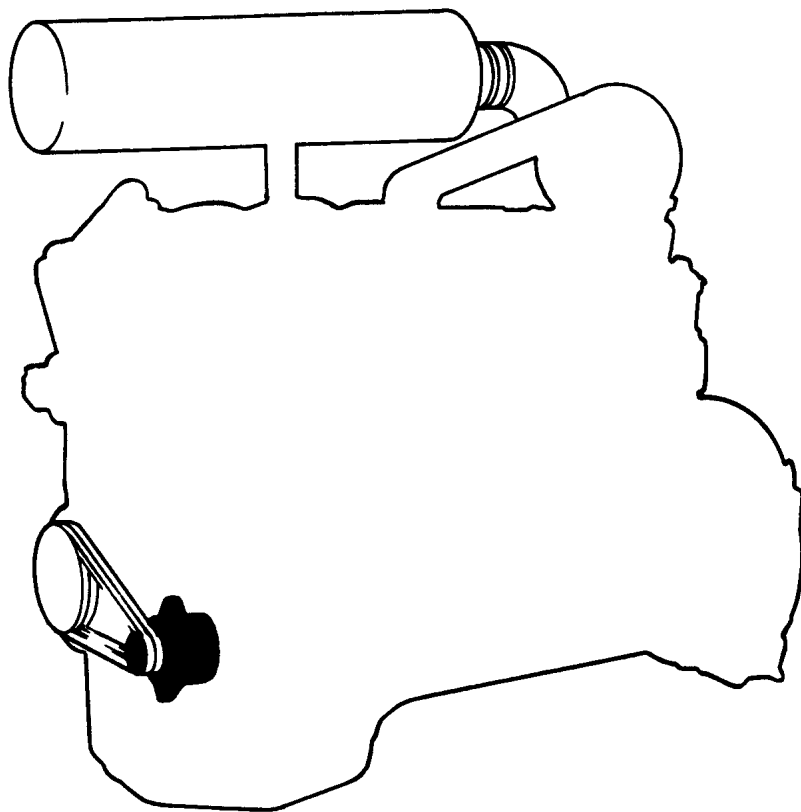
0500	Utgåva Issue		Bild nr Picture No		Startmotor till Volvo TD61AW,TD71AW,TD630ME, TWD730ME,TWD731ME		Starter motor for Volvo TD61AW,TD71AW,TD630ME, TWD730ME,TWD731ME		
	980615		12933						
	Pos. Fig.	Antal/Quantity			Art nr Part No	Benämning	Description	Sats Kit	Anmärkning Notes
1240	60	2				•••Mutter	•••Nut	S	SATS/KIT
1260	61	2				•••Mutter	•••Nut	S	
1280	62	1				•••Bussning	•••Bushing	S	
1300	63	1			923110.0048	•Kol	•Carbon brush		
1320	64	4			923108.0298	•Skruv	•Screw		
1360	65	8			920771.0006	•Låsbricka	•Lock washer		
1380	66	1			923108.0301	•Skruv	•Screw		
1420	67	4			3019	•Bricka	•Washer		
1440	68	4			923107.0428	•Mutter	•Nut		
1460	69	1			923705.0255	•Kabel	•Cable		
1480	70	1			923108.0306	•Kabel	•Cable		
1500	71	1			923108.0307	•Kåpa	•Cover		
1520	72	2			923108.0308	•Bult	•Bolt		
1540	73	2			923705.0256	•Bricka	•Washer		
1560	74	2			923108.0310	•Packning	•Gasket		
1580	75	2			923108.0311	•Bricka	•Washer		
1600	76	2			4752	•Fjädrande bricka	•Resilient washer		
1620	77	2			923705.0260	•Skruv	•Screw		
1640	78	1			923108.0314	•Stator	•Stator		
1660	79	1			923110.0024	•Startmagnet	•Start solenoid		
1680	80	1			923110.0025	•Elmagnet	•Electromagnet		
1700	81	3			923705.0261	•Bricka	•Washer		
1720	82	2			923108.0316	•Skruv	•Screw		
1740	83	2			920771.0001	•Fjädrande bricka	•Resilient washer		



Reservdelar - Spare parts
20
55

0520	Utgåva Issue	Bild nr Picture No	Startmotor med monteringsdetaljer TD630ME		Starter motor with installation components TD630ME				
	980615	21270							
0020 0040 0060 0080 0100 0120	Pos. Fig.	Antal/Quantity		Art nr Part No	Benämning	Description	Sats Kit	Anmärkning Notes	
	1	1			923705.0383	Startmotor	Starter motor		324),24V,ÄUTF SEE GR 20, PAGE 57 NY UTF SEE GR 20, PAGE 49
	2	3			923705.0423	Skruv	Screw		
	3	3			923349.0347	Mutter	Nut		



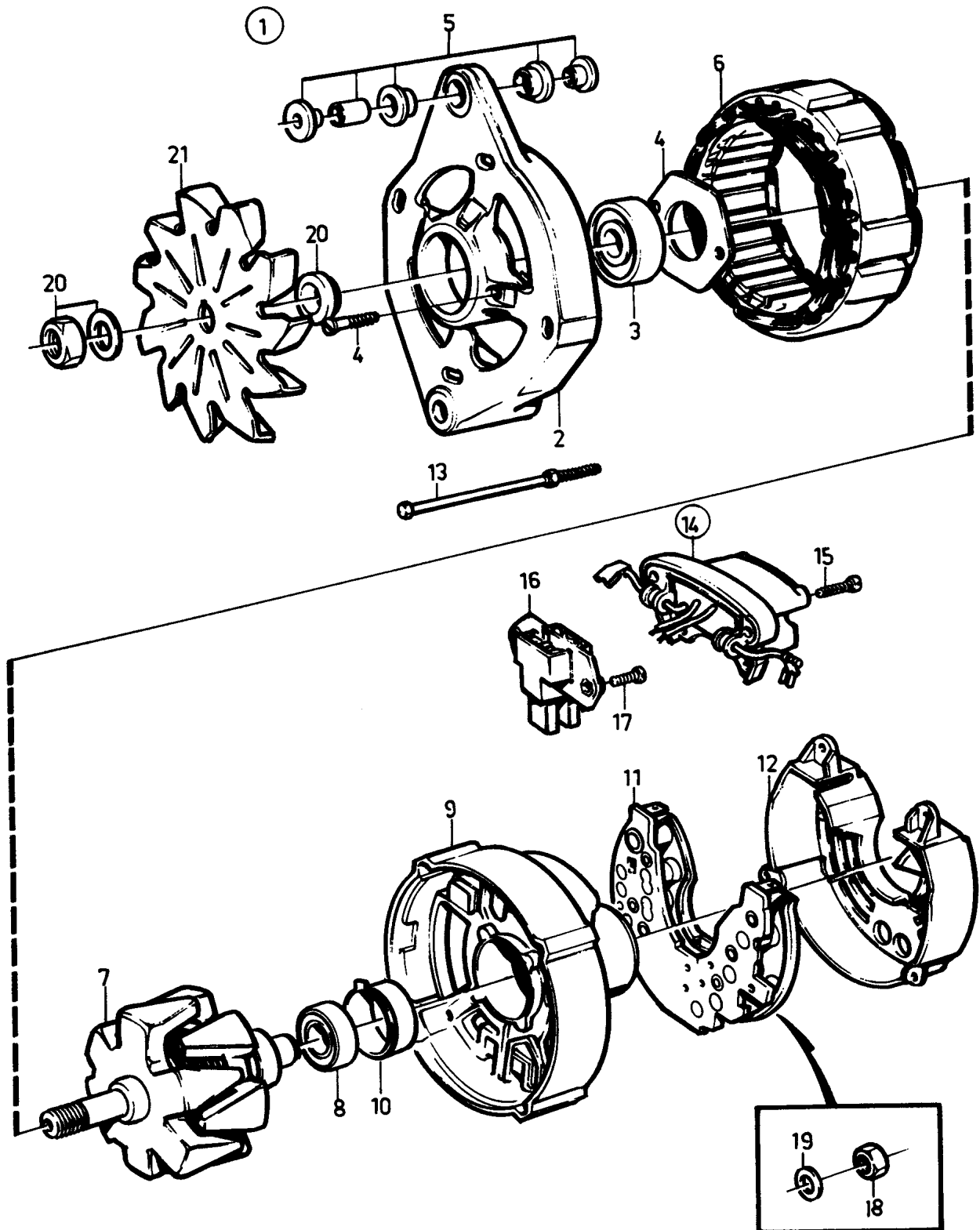


Reservdelar - Spare parts

20

59

0550	Utgåva Issue		Bild nr Picture No		Växelströmsgenerator med monteringsdetaljer till Volvo, Paris-Rhone		Alternator and installa- tion components for Volvo, Paris-Rhone	
	980615		16306					
Pos. Fig.	Antal/Quantity			Art nr Part No	Benämning	Description	Sats Kit	Anmärkning Notes
0020	1	1		923107.0537	Växelströmsgenerator	Alternator		SEE GR 20, PAGE 61 L=2X1150MM
0030		1		923110.0472	•Växelströmsgenerator	•Alternator		
0040	2	1		923108.0261	•Fläkt	•Fan		
0060	3	1		920028.006	Remskiva	Pulley		
0080	4	1		921096.0006	Kilremssats	V-belt kit		
0100	5	1		923107.0540	Konsol	Bracket		
0120	6	1		923107.0539	Skruv	Screw		
0140	6A	1		923349.0366	Rörpinne	Tabular pin		
0160	7	1		920781.0009	Mutter	Nut		
0180	8	2		923107.0320	Skruv	Screw		
0200	9	1		923107.0541	Spännjärn	Tensioner arm		
0220	10	1		923107.0542	Spännjärn	Tensioner arm		
0240	11	1		923107.0543	Skruv	Screw		
0260	12	1		920986.0002	Bygel	Yoke		
0280	13	1		923107.0320	Skruv	Screw		
0300	14	1		923107.0538	Bricka	Washer		
0320	15	1		923107.0543	Skruv	Screw		



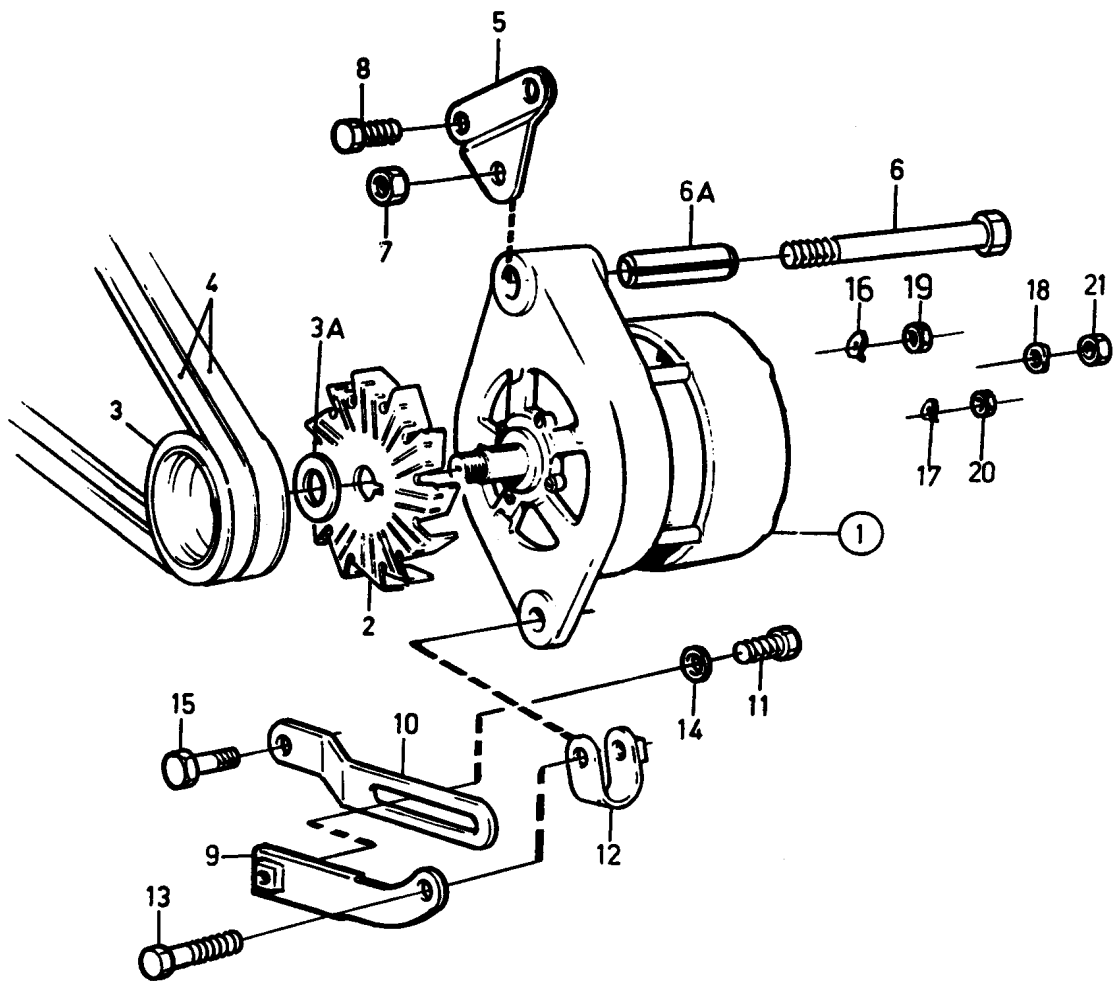
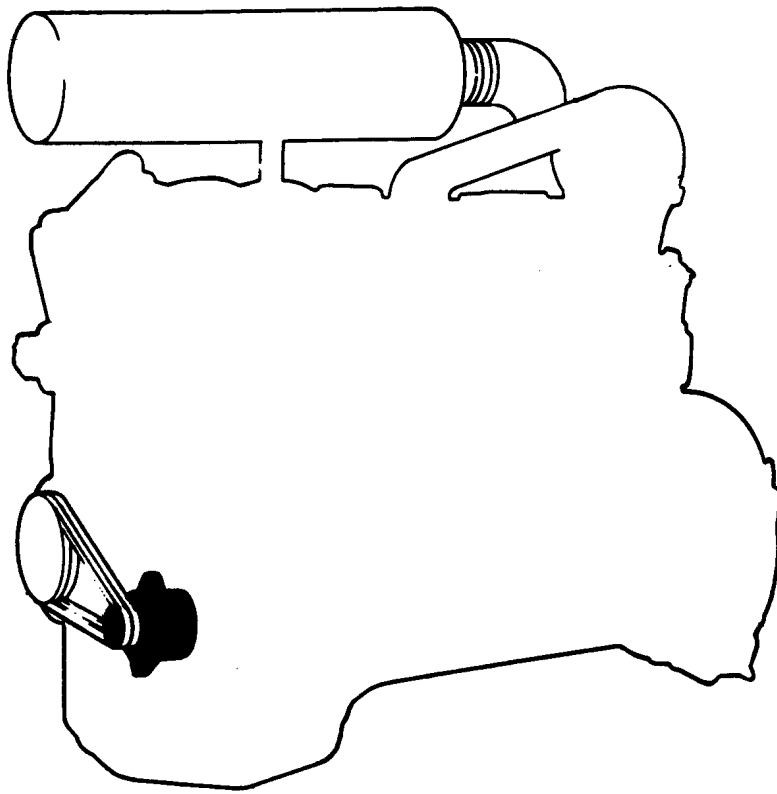
Reservdelar - Spare parts

20

61

0600	Utgåva Issue		Bild nr Picture No		Växelströmsgenerator till Volvo Paris-Rhone,923110.0472		Alternator for Volvo Paris-Rhone 923110.0472		
	980615	14866							
	Pos. Fig.	Antal/Quantity			Art nr Part No	Benämning	Description	Sats Kit	Anmärkning Notes
0020	1	1			923110.0472	Växelströmsgenerator	Alternator		SATS/KIT
0040	2	1				•Hus	•Housing		
0060	3	1				•Kullager	•Ball bearing		
0080	4	1			923108.0263	•Monteringssats	•Mounting kit		
0100	5	1			923108.0269	•Styrning	•Guide		
0120	6	1				•Stator	•Stator		
0140	7	1				•Rotor	•Rotor		
0160	8	1				•Kullager	•Ball bearing		
0180	9	1				•Hus	•Housing		
0200	10	1			923636.0372	•Lagerhållare	•Bearing holder		
0220	11	1			923108.0265	•Diodplatta	•Diode plate		
0240	12	1			923108.0268	•Skyddskåpa	•Protecting cover		
0260	13	1			923108.0264	•Skruv	•Screw		
0280	14	1			923636.0373	•Regulator	•Regulator		
0300	15	6			923349.0113	••Skruv	••Screw		
0320	16	1			922417.0012	••Kol	••Carbon brush		
0340	17	2			923349.0113	•••Skruv	•••Screw		
0360	18	1				•Mutter	•Nut		
0380	19	1			920771.0004	•Bricka	•Washer		
0400	20	1			923108.0260	•Monteringssats	•Mounting kit		
0420	21	1			923108.0261	•Fläkt	•Fan		

SATS/KIT



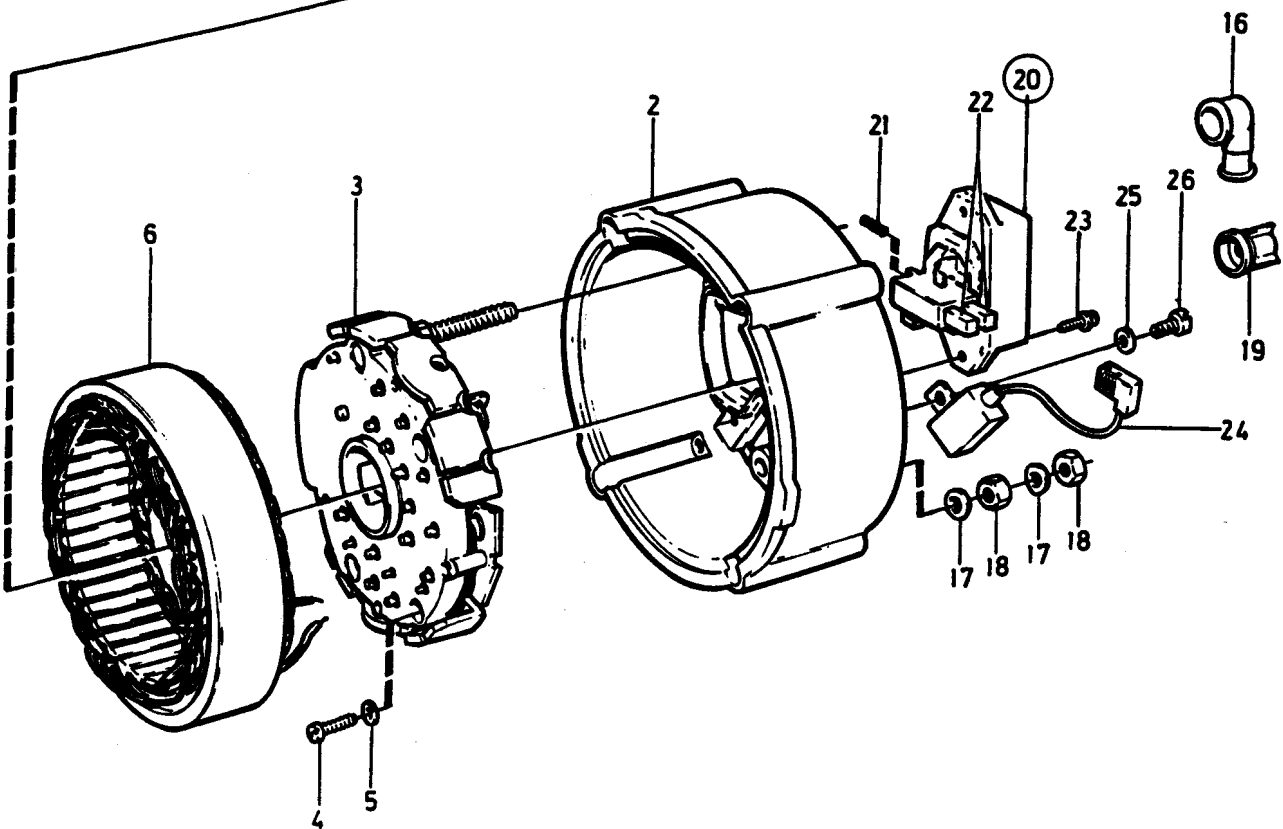
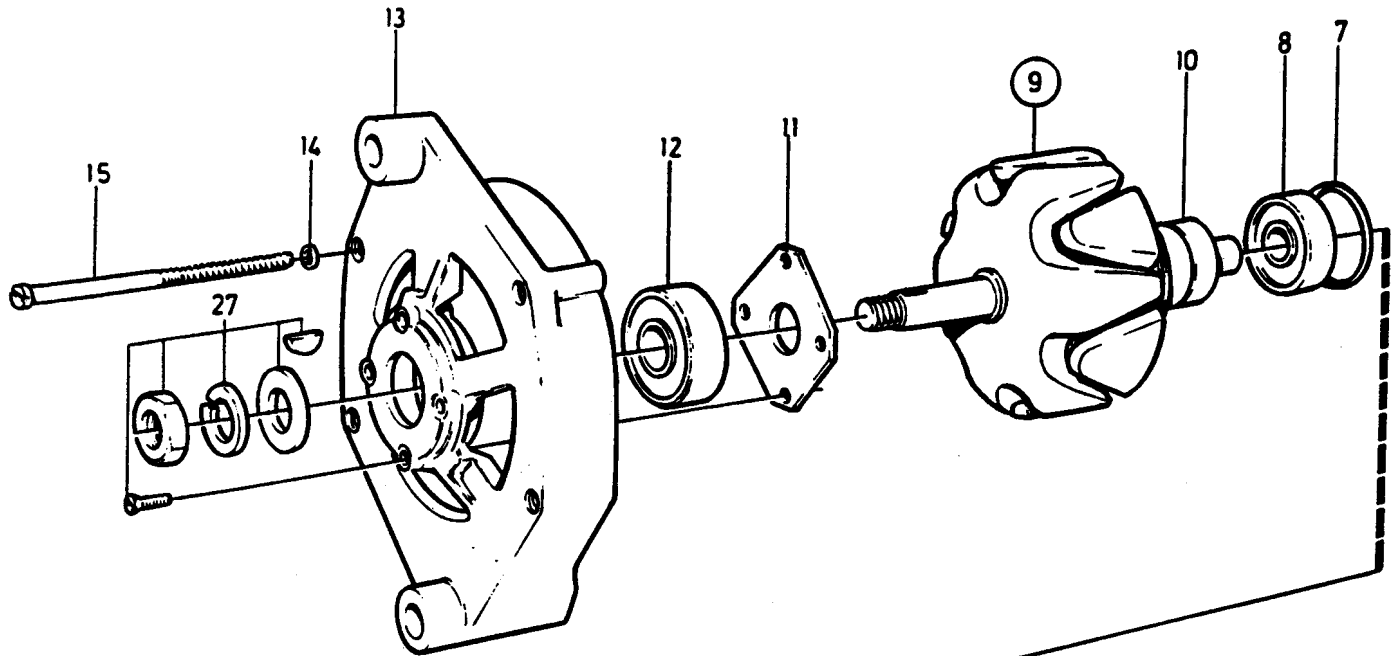
Reservdelar - Spare parts

20

63

0650	Utgåva Issue		Bild nr Picture No		Växelströmsgenerator med mont.det. till Volvo, Bosch		Alternator and inst.comp. for Volvo, Bosch,	
	980615		20318					
Pos. Fig.	Antal/Quantity			Art nr Part No	Benämning	Description	Sats Kit	Anmärkning Notes
0020	1	1		923109.0539	Växelströmsgenerator	Alternator		55AMP
0030								SEE GR 20, PAGE 65
0040	2	1		923108.0771	Fläkthjul	Impeller		
0060	3	1		920028.006	Remskiva	Pulley		
0080	3A	1		920771.0015	Bricka	Washer		
0100	4	1		921096.0006	Kilremssats	V-belt kit		L=2X1150
0120	5	1		923107.0540	Konsol	Bracket		
0140	6	1		923107.0539	Skruv	Screw		
0160	6A	1		923349.0366	Rörpinne	Tabular pin		INCL. IN FIG 1
0180	7	1		920781.0009	Mutter	Nut		
0200	8	2		923107.0320	Skruv	Screw		
0220	9	1		923107.0541	Spännjärn	Tensioner arm		
0240	10	1		923107.0542	Spännjärn	Tensioner arm		
0260	11	1		923107.0543	Skruv	Screw		
0280	12	1		5839	Bygel	Yoke		
0300	13	1		923107.0320	Skruv	Screw		
0320	14	1		923107.0538	Bricka	Washer		
0340	15	1		923107.0543	Skruv	Screw		
0360	16	1		920771.0001	Fjädrande bricka	Resilient washer		INCL. IN FIG 1
0380	17	1		4752	Fjädrande bricka	Resilient washer		INCL. IN FIG 1
0400	18	1		920771.0006	Fjädrande bricka	Resilient washer		INCL. IN FIG 1
0420	19	1		923107.0398	Mutter	Nut		M8 INCL. IN FIG 1
0440	20	1		923107.0428	Mutter	Nut		M6 INCL. IN FIG 1
0460	21	1		920535.0003	Mutter	Nut		M5 INCL. IN FIG 1

1

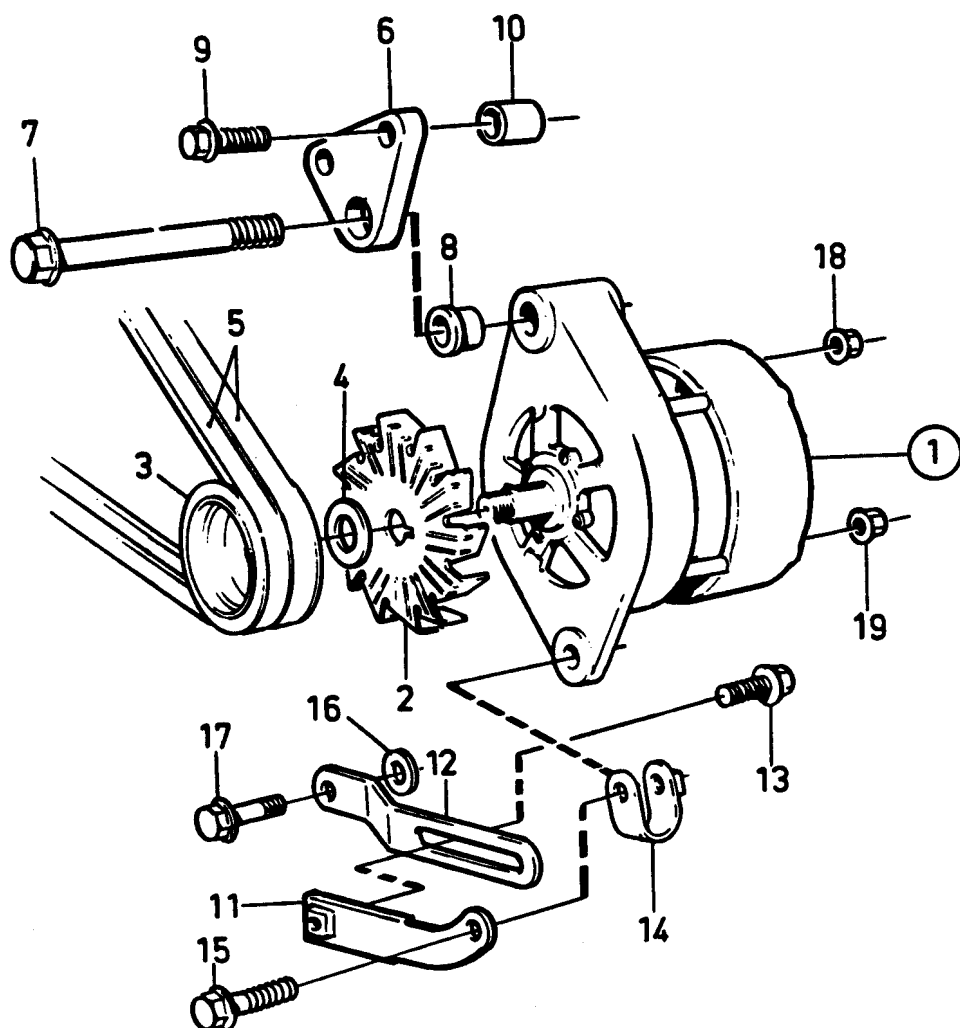
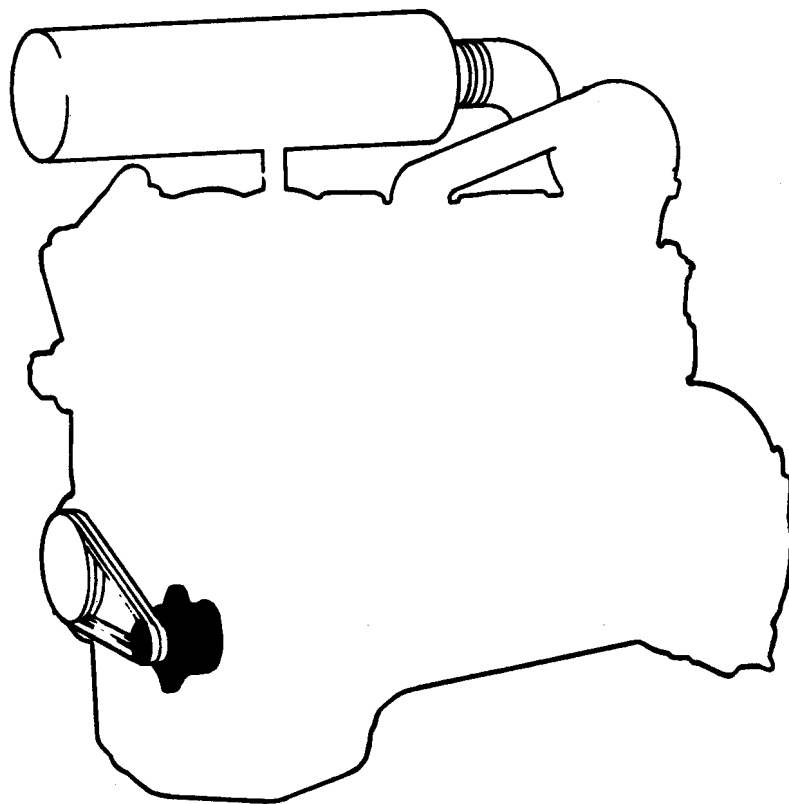


20498

Reservdelar - Spare parts

0700

Utgåva Issue		Bild nr Picture No		Växelströmsgenerator till Volvo, Bosch,		Alternator for Volvo Bosch,		
980615		20498						
Pos. Fig.	Antal/Quantity			Art nr Part No	Benämning	Description	Sats Kit	Anmärkning Notes
1	1			923109.0539	Växelströmsgenerator	Alternator		55AMP
2	1				•Hus	•Housing		
3	1			920810.0010	•Likriktare	•Rectifier		
4	2			920315.005	•Skruv	•Screw		
5	2			920771.0004	•Bricka	•Washer		
6	1				•Stator	•Stator		
7	1			920777.0014	•O-ring	•O-ring		
8	1			920810.0008	•Lager	•Bearing		
9	1				•Rotor	•Rotor		
10	1			920810.0026	•Släpkontakt	•Sliding contact		
11	1			923705.0237	•Hållare	•Holder		
12	1			920810.0013	•Lager	•Bearing		
13	1				•Lager	•Bearing		
14	4				•Bricka	•Washer		
15	4			923705.0042	•Skruv	•Screw		
16	2			921425.0003	•Gummiskydd	•Rubber protection		
17	2			923705.0043	•Fjäderbricka	•Spring washer		
18	2			923705.0044	•Mutter	•Nut		
19	1				•Skyddskåpa	•Protecting cover		
20	1			920922.0003	•Laddningsrelä	•Current limit relay		
21	2			920810.0022	•Fjäder	•Spring		
22	1			922417.0004	•Kol	•Carbon brush		
23	2			920315.004	•Skruv	•Screw		
24	1			921843.0002	•Kondensator	•Capacitor		
25	1				•Fjäderbricka	•Spring washer		
26	1			923705.0045	•Skruv	•Screw		
27	1			922610.0001	•Rep.sats	•Repair kit		SATS/KIT ROTOR



Reservdelar - Spare parts

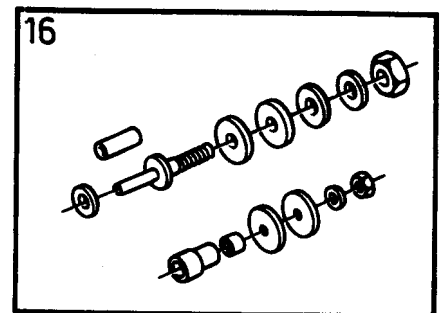
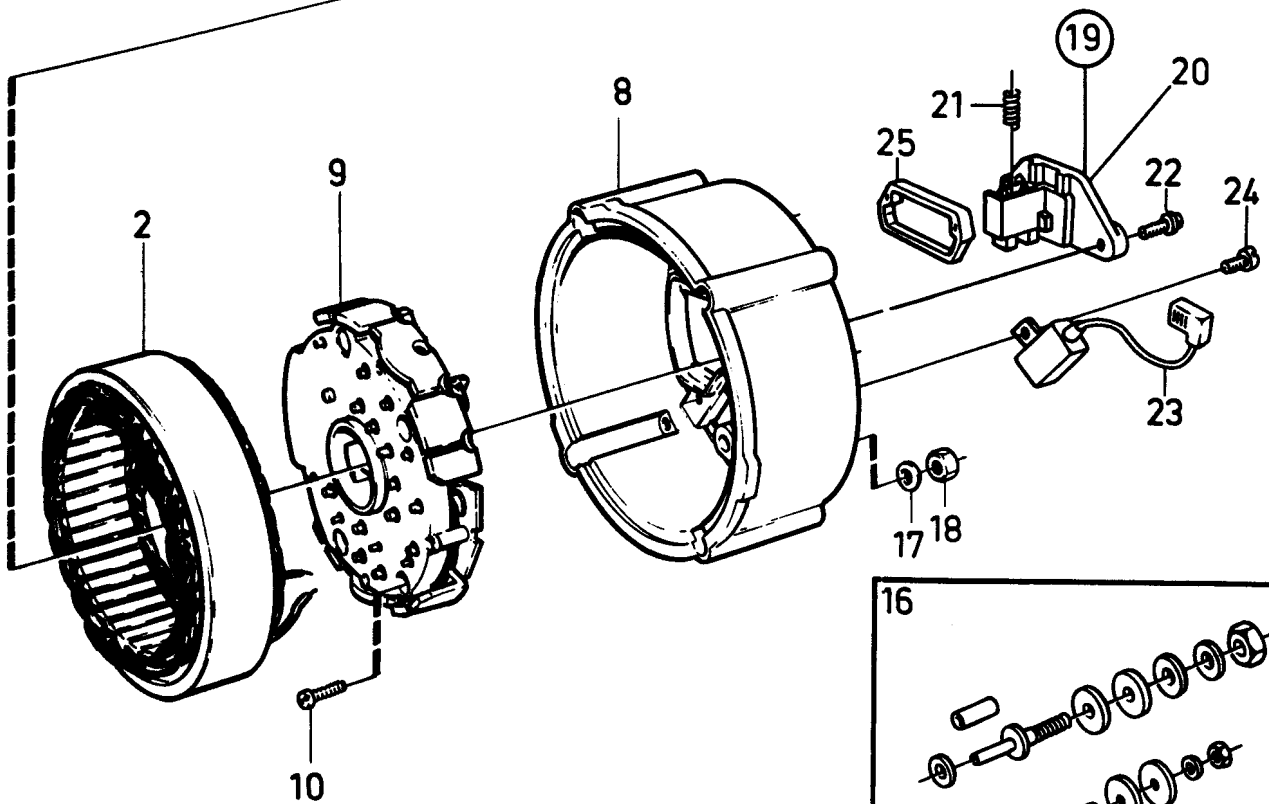
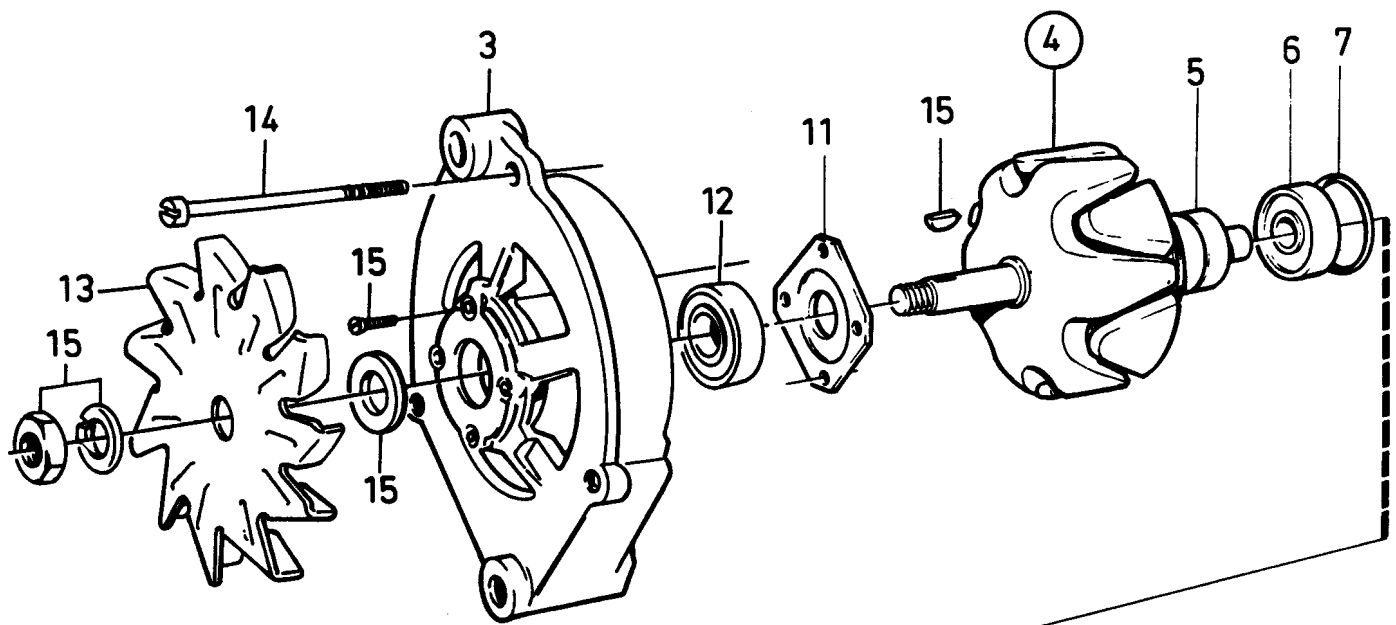
20

67

0710

0710	Utgåva Issue		Bild nr Picture No		Växelströmsgenerator med monteringsdetaljer Volvo, Bosch		Alternator and installation components Volvo, Bosch		
	980615		21576						
	Pos. Fig.	Antal/Quantity			Art nr Part No	Benämning	Description	Sats Kit	Anmärkning Notes
0020	1	1			921066.0005	Växelströmsgenerator	Alternator		80AMP
0040									SEE GR 20, PAGE 69
0060	2	1			923108.0771	Fläkt	Fan		
0080	3	1			920028.006	Remskiva	Pulley		
0100	4	1			920771.0015	Bricka	Washer		
0120	5	1			921096.0006	Kilremssats	V-belt kit		L=2X1150
0140	6	1			923705.0450	Konsol	Bracket		
0160	7	1			923705.0451	Skruv	Screw		
0180	8	1			923120.0935	Distanshylsa	Spacer sleeve		
0200	9	2			923705.0452	Skruv	Screw		
0220	10	2			923705.0453	Distanshylsa	Spacer sleeve		
0240	11	1			923107.0541	Spännjärn	Tensioner arm		
0260	12	1			923705.0454	Spännjärn	Tensioner arm		
0280	13	1			923107.0543	Skruv	Screw		
0300	14	1			5839	Bygel	Yoke		
0320	15	1			923107.0320	Skruv	Screw		
0340	16	1			923107.0538	Bricka	Washer		
0360	17	1			923107.0543	Skruv	Screw		
0380	18	1			923107.0398	Mutter	Nut		M8
0400	19	1			923107.0428	Mutter	Nut		M6

①

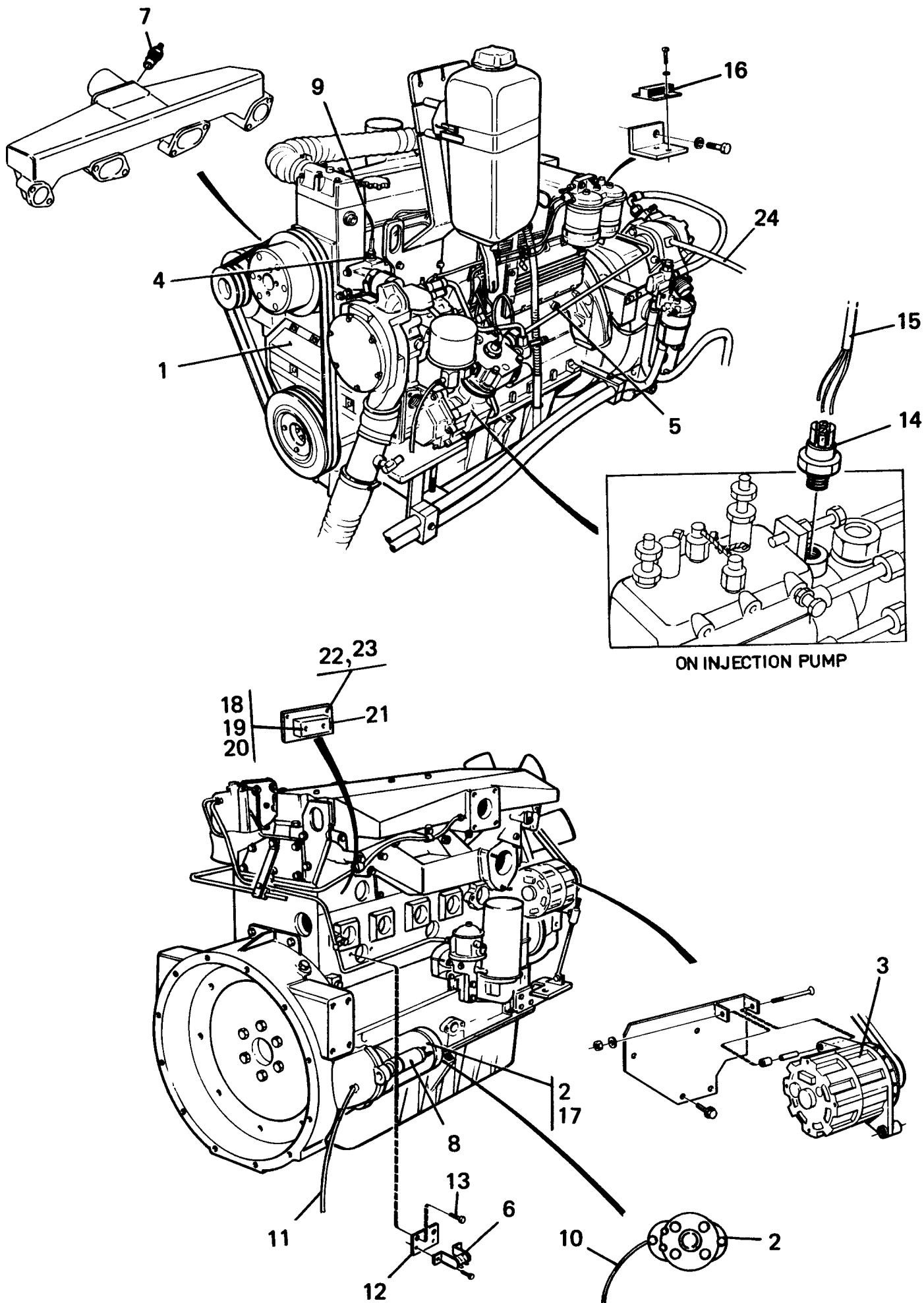


Reservdelar - Spare parts

20

69

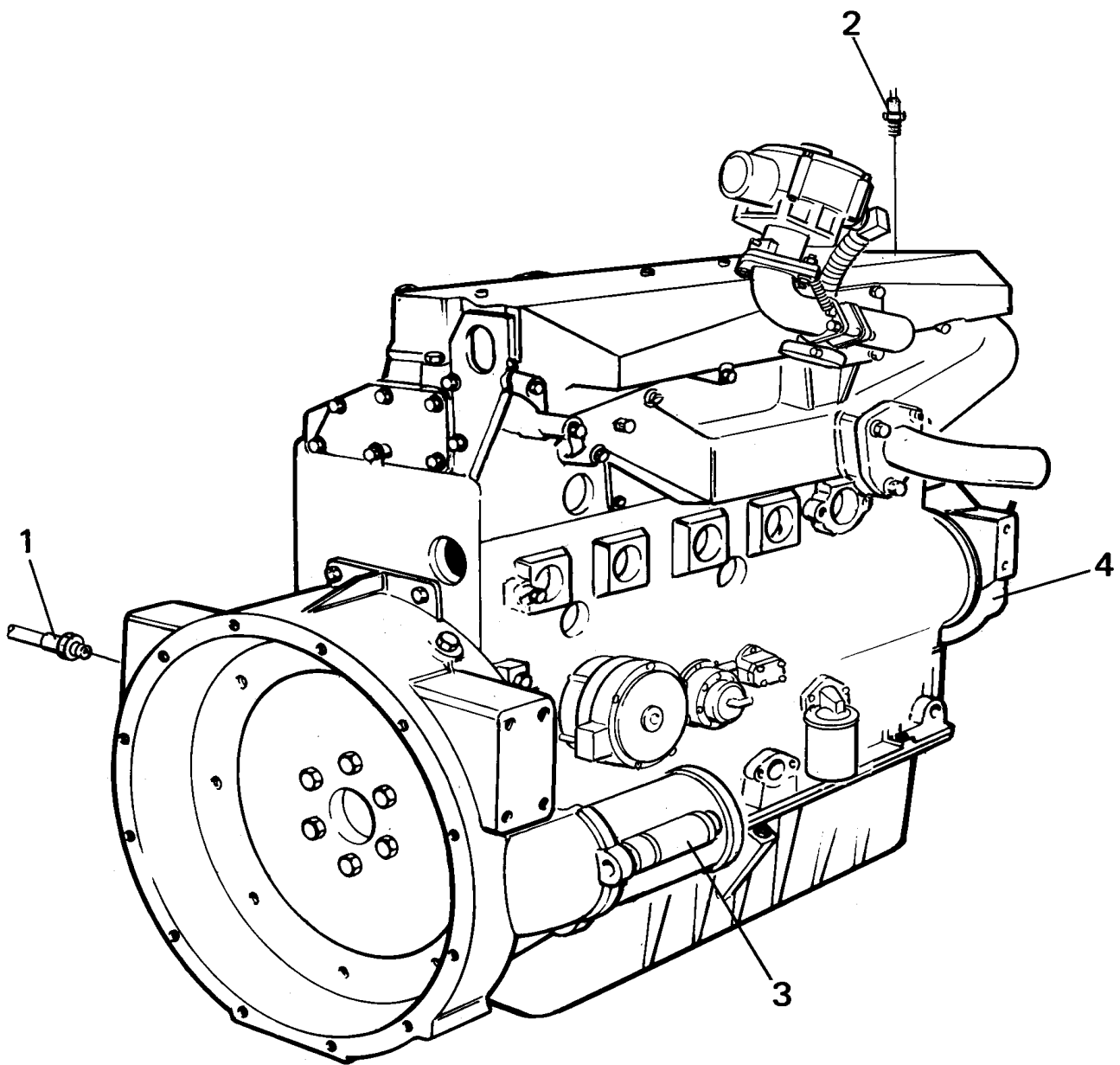
0720	Utgåva Issue		Bild nr Picture No		Växelsströmsgenerator till Volvo-TD630ME, TWD730ME, TWD731ME, Bosch		Alternator for Volvo- TD630ME, TWD730ME, TWD731ME, Bosch	
	980615		21577					
Pos. Fig.	Antal/Quantity			Art nr Part No	Benämning	Description	Sats Kit	Anmärkning Notes
0020	1	1		921066.0005	Växelsströmsgenerator	Alternator		80AMP
0040	2	1			•Stator	•Stator		N.S.S.
0060	3	1			•Lager	•Bearing		N.S.S.
0080	4	1			•Rotor	•Rotor		N.S.S.
0100	5	1		920810.0026	•Släpkontakt	•Sliding contact		
0120	6	1		920810.0008	•Lager	•Bearing		
0140	7	1			•Tätning	•Seal		N.S.S.
0160	8	1			•Hus	•Housing		N.S.S.
0180	9	1			•Likriktare	•Rectifier		N.S.S.
0200	10	2			•Skruv	•Screw		N.S.S.
0220	11	1		923705.0237	•Lagerhållare	•Bearing holder		
0240	12	1		923705.0455	•Kullager	•Ball bearing		
0260	13	1			•Fläkt	•Fan		N.S.S.
0280	14	4			•Skruv	•Screw		N.S.S.
0300	15	1		922610.0001	•Rep.sats	•Repair kit		ROTOR
0320	16	1		922415.0002	•Rep.sats	•Repair kit		
0340	17	1		923705.0043	•Fjäderbricka	•Spring washer		
0360	18	1		923705.0044	•Mutter	•Nut		
0380	19	1		920922.0003	•Laddningsrelä	•Current limit relay		
0400	20	1		923705.0456	•Kol	•Carbon brush		
0420	21	2		920810.0022	•Fjäder	•Spring		
0440	22	2			•Skruv	•Screw		N.S.S.
0460	23	1		921843.0002	•Kondensator	•Capacitor		
0480	24	1		923705.0045	•Skruv	•Screw		
0500	25	1			•Packning	•Gasket		N.S.S.



Reservdelar - Spare parts
20
71

0750

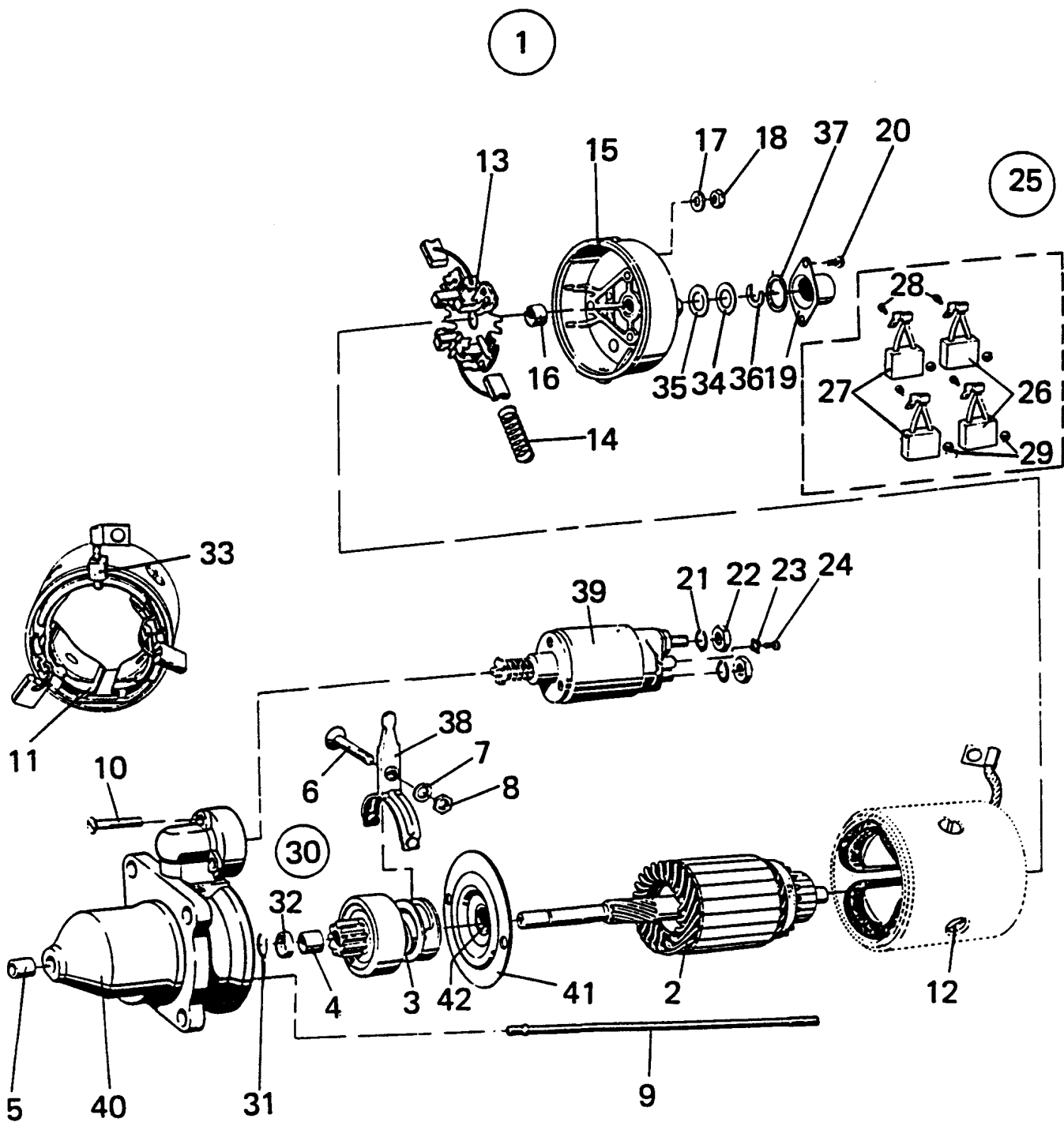
Utgåva Issue		Bild nr Picture No		Elsystem, Perkins 1006.6		Electrical system Perkins 1006.6		
980615		16613						
Pos. Fig.	Antal/Quantity			Art nr Part No	Benämning	Description	Sats Kit	Anmärkning Notes
1	1				Motor	Engine		SEE GR 30, PAGE 135 SEE GR 20, PAGE 75 UTGÅTT ERS AV 921066.0006 SEE GR 20, PAGE 77
2	1			922318.0002	Startmotor	Starter motor		
3				921066.0002	Växelströmsgenerator	Alternator		
	1			921066.0006	Växelströmsgenerator	Alternator		0,850HM 12V



Reservdelar - Spare parts
20
73

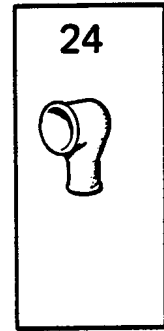
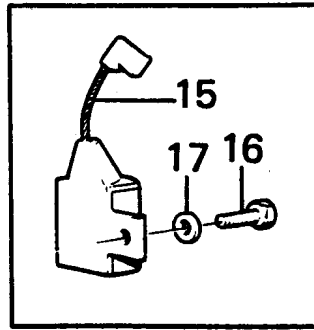
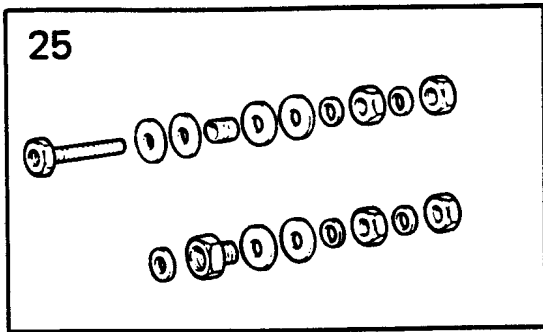
0770

Utgåva Issue		Bild nr Picture No		Elssystem Perkins 1006.6 LPG 459143.0400		Electrical system Perkins 1006.6 LPG 459143.0400		
980615		23471						
Pos. Fig.	Antal/Quantity			Art nr Part No	Benämning	Description	Sats Kit	Anmärkning Notes
				459143.0400				RITNING/DRAWING
1	1			920147.002	Oljetryckgivare,motor	Oil press.sensor,engine		
2	1			920169.001	Givare,kylvattentemp.	Sensor,cool.water temp.		
3	1			922318.0002	Startmotor	Starter motor		SEE GR 20, PAGE 75
4	1			921066.0006	Växelströmsgenerator	Alternator		SEE GR 20, PAGE 77

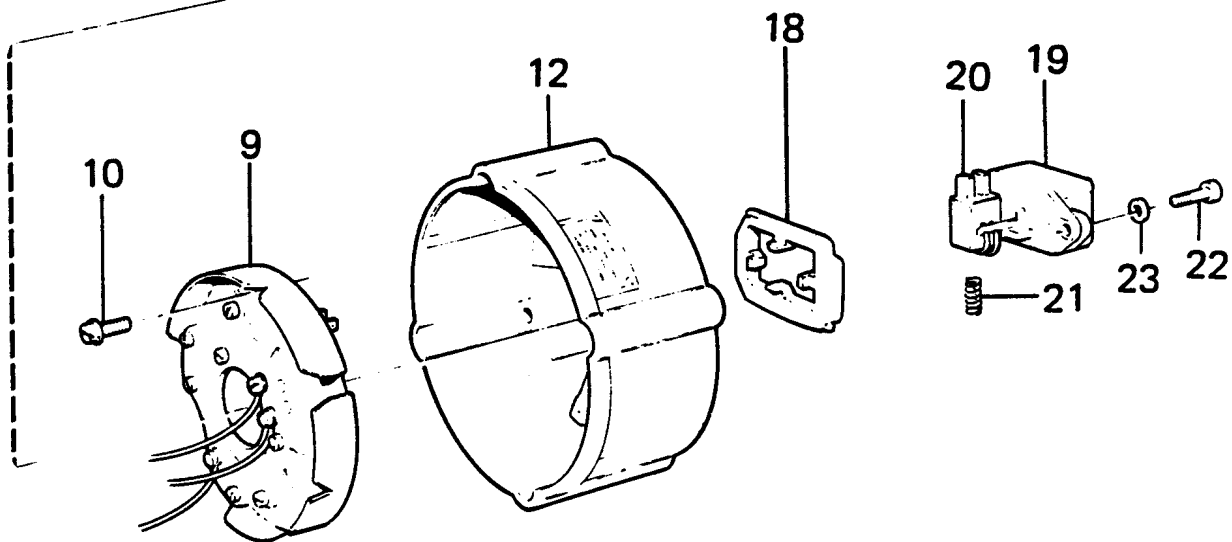
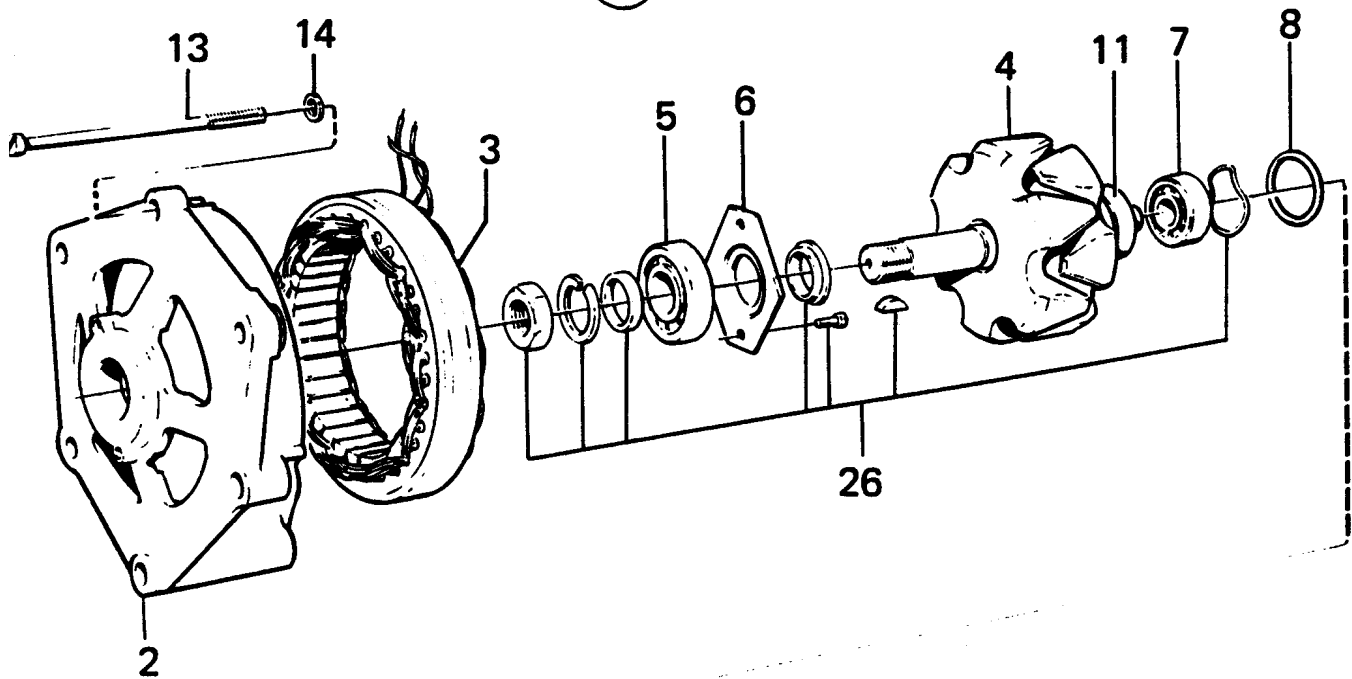


Reservdelar - Spare parts

0800	Utgåva Issue		Bild nr Picture No		Startmotor till Perkins 1006.6, 922318.0002		Starter motor for Perkins 1006.6, 922318.0002		
	980615		12435						
	Pos. Fig.	Antal/Quantity			Art nr Part No	Benämning	Description	Sats Kit	Anmärkning Notes
0020	1	1			922318.0002	Startmotor	Starter motor		SATS/KIT



1

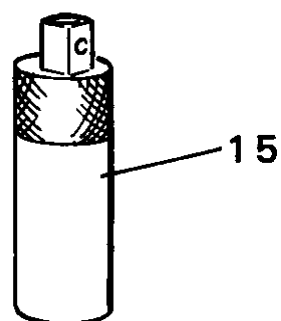
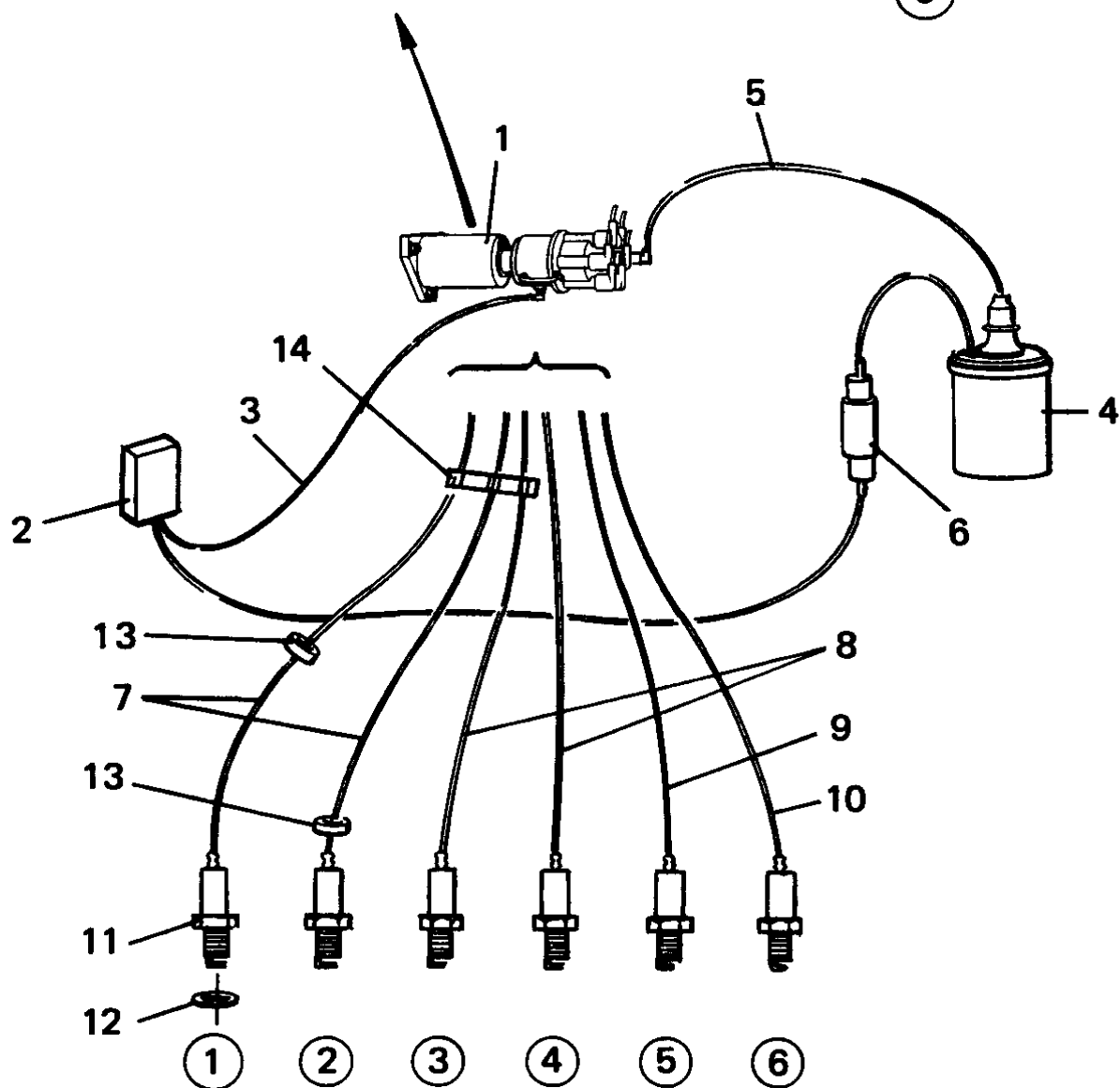
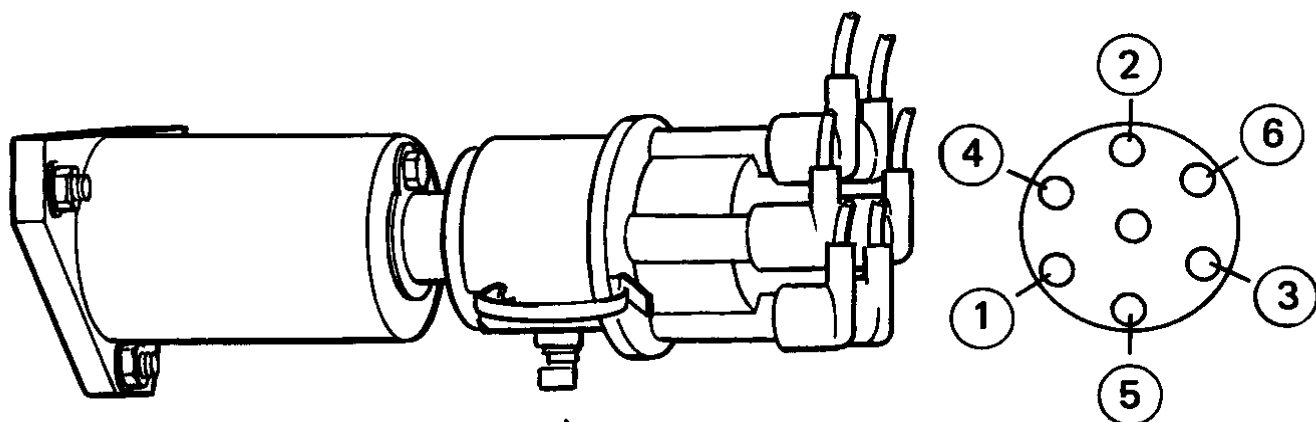


Reservdelar - Spare parts

20

77

0850	Utgåva Issue		Bild nr Picture No		Växelströmsgenerator 45A till Perkins 1006.6, 921066.0006		Alternator 45A for Perkins 1006.6, 921066.0006	
	980615		12436					
Pos. Fig.	Antal/Quantity			Art nr Part No	Benämning	Description	Sats Kit	Anmärkning Notes
0020	1			921066.0002	Växelströmsgenerator	Alternator		UTGÅTT ERS AV 921066.0006 28V 45A
0025								
0030		1		921066.0006	Växelströmsgenerator	Alternator		SATS/KIT
0040	2	1		920810.0027	•Hus	•Housing		
0060	3	1		920810.0025	•Stator	•Stator		
0080	4	1		922610.0002	•Rotor	•Rotor		
0100	5	1		920810.0013	•Kullager	•Ball bearing		
0120	6	1		923705.0237	•Lagerhållare	•Bearing holder		
0140	7	1		920810.0008	•Kullager	•Ball bearing		
0160	8	1		920777.0014	•O-ring	•O-ring		
0180	9	1		922371.0048	•Diodplatta	•Diode plate		
0200	10	3		920315.005	•Skruv	•Screw		
0220	11	1		920810.0026	•Ring	•Ring		
0240	12	1		920810.0028	•Hus	•Housing		
0260	13	4		920315.009	•Skruv	•Screw		
0280	14	4		920771.0009	•Bricka	•Washer		
0300	15	1		921843.0002	•Kondensator	•Capacitor		
0320	16	1		920315.010	•Skruv	•Screw		
0340	17	1		920771.0006	•Bricka	•Washer		
0360	18	1		920783.0009	•Packning	•Gasket		
0380	19	1		920922.0003	•Regulator	•Regulator		
0400	20	1		922417.0004	•Kol	•Carbon brush		
0420	21	2		920810.0012	•Fjäder	•Spring		
0440	22	2		920315.018	•Skruv	•Screw		
0460	23	2		920771.0004	•Bricka	•Washer		
0480	24	2		921425.0003	•Gummikrök	•Rubber bend		
0500	25	1		921627.0002	•Monteringssats	•Mounting kit		
0520	26	1		922610.0001	Rep.sats	Repair kit		

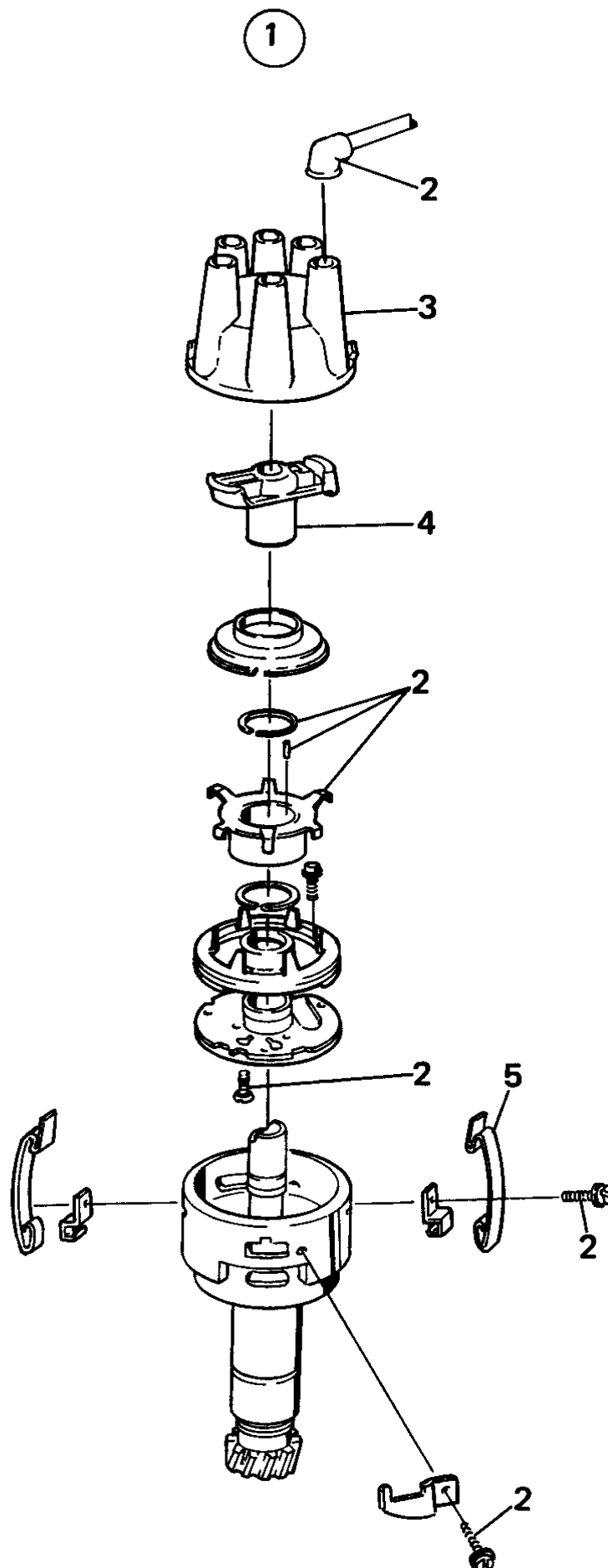


Reservdelar - Spare parts

20

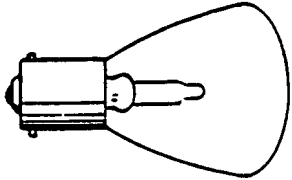
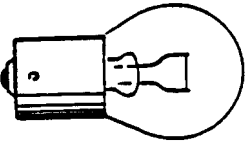
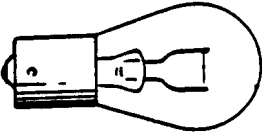


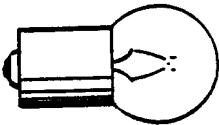
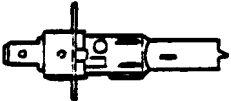
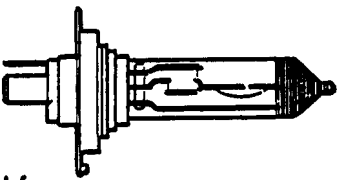
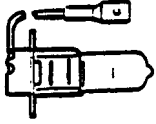



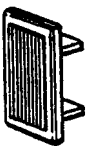



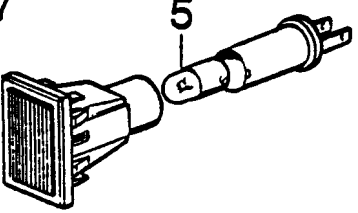

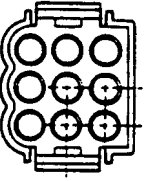
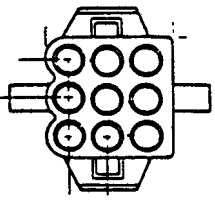
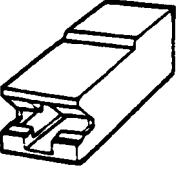
79

0860	Utgåva Issue		Bild nr Picture No		Tändningssystem 24V Perkins 1006.6 LPG		Ignition system 24V Perkins 1006.6 LPG	
	980615		21695					
Pos. Fig.	Antal/Quantity			Art nr Part No	Benämning	Description	Sats Kit	Anmärkning Notes
0020	1	1		923107.0870	Fördelare	Distributor		SEE GR 20, PAGE 81 SEE GR 30, PAGE 447 24V L=55CM L=50CM L=65CM L=75CM
0040					Montering	Mounting		
0060	2	1		923351.0001	Reglerenhet	Control unit		
0080	3	1		923108.0757	Kabel	Cable		
0100	4	1		921844.0002	Tändspole	Ignition coil		
0120	5	1		923736.0608	Kabel	Cable		
0140	6	1		923736.0632	Motstånd	Resistor		
0160	7	2		923736.0605	Tändkabel	Ignition cable		
0180	8	2		923736.0604	Tändkabel	Ignition cable		
0200	9	1		923736.0606	Tändkabel	Ignition cable		
0220	10	1		923736.0607	Tändkabel	Ignition cable		
0240	11	6		923736.0658	Tändstift	Spark plug		
0260	12	6		923736.0637	Bricka	Washer		
0280	13	6		923736.0638	Täckbricka	Cover washer		
0300	14	2		923736.0629	Fäste	Bracket		
0320	15	1		923736.0639	Tändstiftshylsa	Spark plug tube		



Reservdelar - Spare parts
20
81



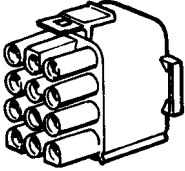
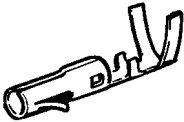

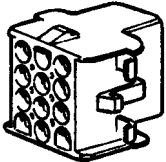


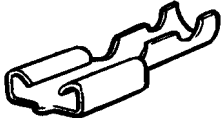
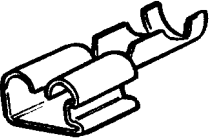

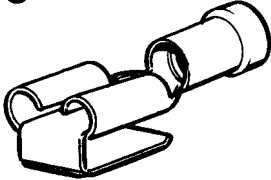
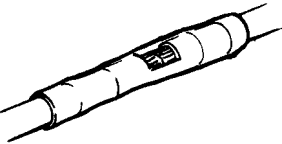
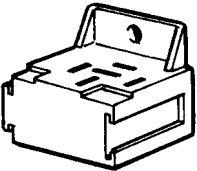
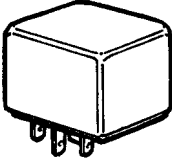
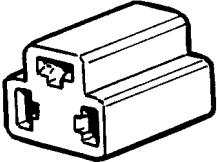
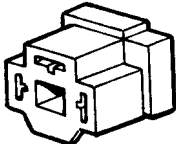
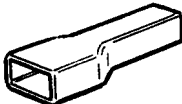
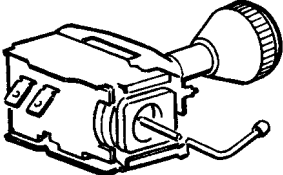
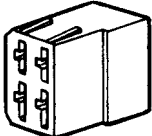
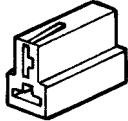
0870	Utgåva Issue		Bild nr Picture No		Fördelare 24V Perkins 1006.6 LPG, 923107.0870		Distributor 24V Perkins 1006.6 LPG, 923107.0870	
	980615		21694					
Pos. Fig.	Antal/Quantity			Art nr Part No	Benämning	Description	Sats Kit	Anmärkning Notes
0020	1	1		923107.0870	Fördelare	Distributor		KPL
0040	2	1		923458.0749	•Rep.sats	•Repair kit		
0060	3	1		923107.0871	•Fördelarlock	•Distributor cover		
0080	4	1		923108.0722	•Rotor	•Rotor		
0100	5	2		923458.0748	•Fjäderbygel	•Spring strap		

1 	2  BA 15 s	3  BA15 s
4  BA7s	5  BA9s	6  BA15 s
7  H1	8  H4	9  H3
10  W2x46d	11 	12 
13 	14 	15 
16 	17 	18 
19 	20 	21 

Reservdelar - Spare parts

0900

Utgåva Issue		Bild nr Picture No		El-system Kontakter,lampor		Electrical system Contacts,lamps		
980615		12935						
Pos. Fig.	Antal/Quantity			Art nr Part No	Benämning	Description	Sats Kit	Anmärkning Notes
1	-			667	Glödlampa	Bulb		24V 45W
2	-			5886	Glödlampa	Bulb		24V 18W
3	-			920483.001	Lampa	Lamp		24V 21W
4	-			93211	Glödlampa	Bulb		24V 3W
5	-			93212	Glödlampa	Bulb		24V 2W
6	-			93215	Glödlampa	Bulb		24V 5W
7	-			665	Glödlampa	Bulb		24V 70W H1
8	-			93219	Glödlampa	Bulb		24V 75/70W H4
9	-			666	Glödlampa	Bulb		24V 70W H3
10	-			5887	Lampa	Lamp		24V 1W
11	-			920786.0001	Lampa	Lamp		24V 3W
	-			920484.001	Lampa	Lamp		24V 10W
12	-			920149.001	Belysning	Lights		
13	-			922010.0001	Blindlock,brytare	Dummy cap,switch		
14	-				Strömställare	Switch		16)
15	-			920440.001	Stifthållare	Pin holder		
16	-			5430	Blindlock,kontrollampa	Dummy cap,pilot lamp		
17	-			920747.XXXX	Kontrollampa	Pilot lamp		
18	-			920450.001	Kontakt,hona	Contact,female		
19	-			922203.0001	Stiftblock	Pin block		9-POL
20	-			922204.0001	Hylsblock	Bush block		9-POL
21	-			920808.0001	Isolerhylsa	Insulating sleeve		

1 	2 	3 
1 A 	2 A 	4 
5 	6 	7 
8 	9 	10 
11 	12 	13 
14 	15 	16 
17 	18 	19 

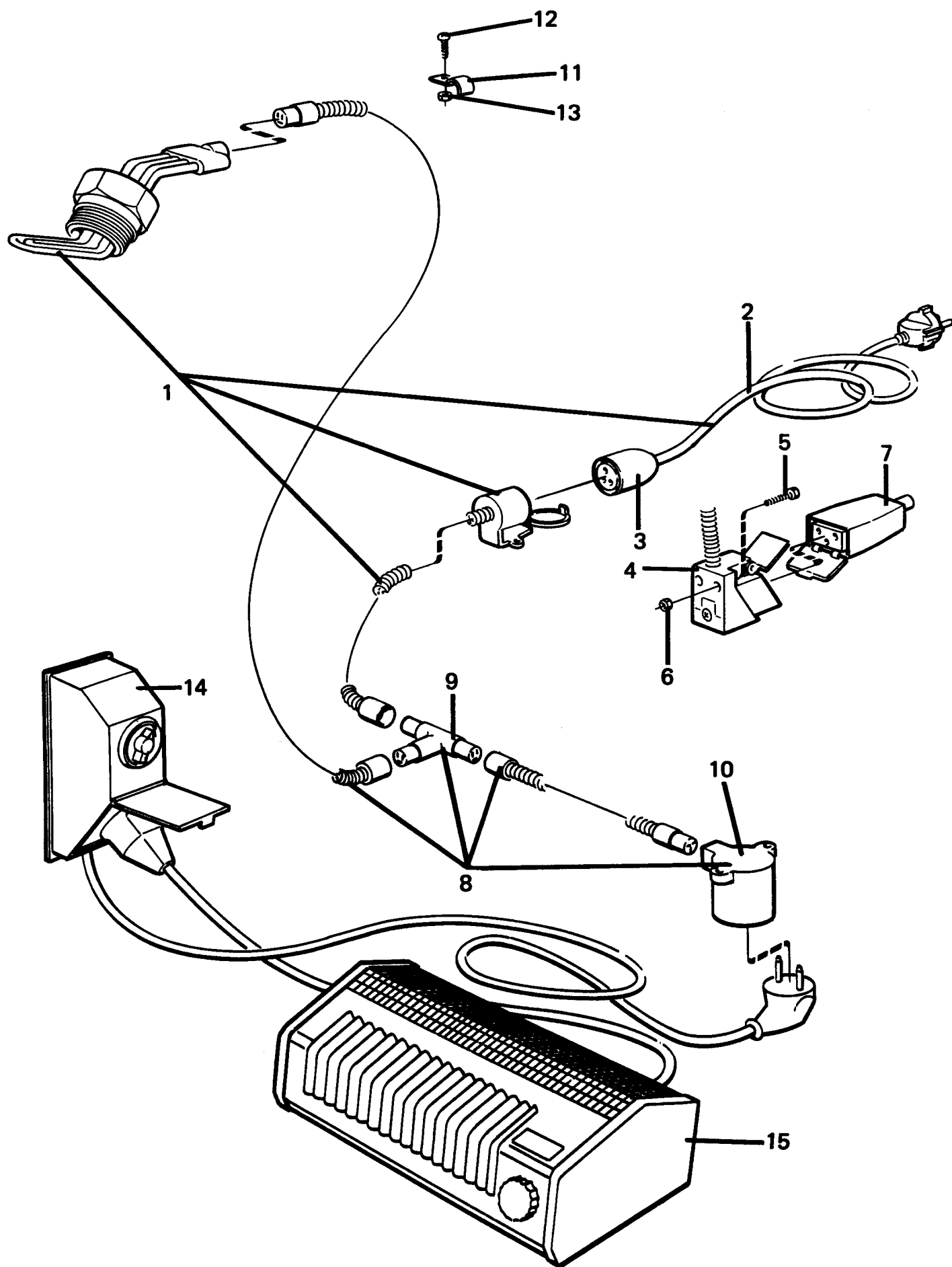
Reservdelar - Spare parts

0950

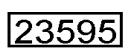
0950	Utgåva Issue		Bild nr Picture No		El-system Kontakter		Electrical system Contacts		
	980615		10052						
	Pos. Fig.	Antal/Quantity			Art nr Part No	Benämning	Description	Sats Kit	Anmärkning Notes
0020	1	-			920430.002	Kabelsko,hylsa	Cable eye,sleeve		0,5-2,5 MM
0040	1A	-			920430.004	Kabelsko,hylsa	Cable eye,sleeve		3,0-6,0 MM
0060	2	-			920431.002	Kabelsko,stift	Cable eye,pin		0,5-2,5 MM
0080	2A	-			920431.004	Kabelsko,stift	Cable eye,pin		3,0-6,0 MM
0100	3	-			920433.003	Stiftpropp	Pin plug		12-POL
0120	4	-			920433.004	Hylspropp	Core plug		12-POL
0140	5	-			921062.XXXX	Kabelsko,ring	Cable eye,ring		17)
0160	6	-			920473.XXXX	Kabelsko,ring	Cable eye,ring		18)
0180	7	-			920471.XXXX	Flatstiftshylsa	Flat pin bushing		17)
0200	8	-			920805.0001	Flatstiftshylsa,dubbel	Flat pin bushing,double		
0220	9	-			920470.XXXX	Flatstiftshylsa	Flat pin bushing		18)
0240	10	-			920472.001	Kabelsko	Cable eye		0,75-1,5 MM
0260		-			920472.002	Kabelsko	Cable eye		1,5-2,5 MM
0280	11	-			920474.001	Flatstiftsskarv	Flat pin splice		0,75-1,5 MM
0300		-			920474.002	Flatstiftsskarv	Flat pin splice		1,5-2,5 MM
0320		-			920474.003	Flatstiftsskarv	Flat pin splice		4-6 MM
0340	12	-			725	Hållare,minirelä	Holder,mini relay		
0360	13	-			921830.0001	Minirelä	Mini relay		24V
0460		-			920444.006	Minirelä	Mini relay		12V
0520	14	-			5418	Stiftkontakt	Pin contact		3-POL
0540	15	-							
0560	16	-			920807.0001	Isolerhylsa	Insulating sleeve		
0580	17	-			920883.0001	Temp.givare	Sensor,temperature		
0600	18	-			921416.0001	Kontaktstycke,hona	Terminal block,female		
0620	19	-			921432.0001	Hylsblock	Bush block		2-POL

17. Oisolerad Not insulated

18. Isolerad Insulated



1000	Utgåva Issue		Bild nr Picture No		Motorvärmare,kupevärmare		Engine heater,cab heater		
	980615		16606						
	Pos. Fig.	Antal/Quantity			Art nr Part No	Benämning	Description	Sats Kit	Anmärkning Notes
0020	1	1			920223.002	Motorvärmare	Engine heater		VOLVO-TD61AW,TD71AW, TD630ME,TWD730ME, TWD731ME PERKINS 1006.6



Reservdelar - Spare parts
20
89

1050

Utgåva Issue		Bild nr Picture No		Montering 12V-uttag A10573.0300		Mount. 12V-socket A10573.0300		
980615		23595						
Pos. Fig.	Antal/Quantity			Art nr Part No	Benämning	Description	Sats Kit	Anmärkning Notes
1	-			A10573.0300				DRAWING NO.
2	1			923447.0006	Transformator	Transformer		
3	ERF			90907	Kabel	Cable		
4	1			922204.0001	Hylsblock	Bush block		
5	2			922201.0001	Kabelsko	Cable eye		
	2			922202.0001	Stiftkontakt	Pin contact		

Reservdelar - Spare parts

30

1

0001	Utgåva Issue 980615	Motorpaket och avgas- system	Engine assembly and Exhaust system	Sida Page
0020	Motorpaket, Volvo TD61AW,		Engine assembly, Volvo TD61AW,	
0021	920871.0030		920871.0030	
0040	Motorpaket, insugningssida, TD61AW		Engine assembly, induction side, TD61AW	9
0060	Motorpaket, avgassida, TD61AW		Engine assembly, exhaust side, TD61AW	11
0080	montering gaspedal		foot throttle mounting	
0100	Packningssats helrenovering TD61AW		Gasket kit reconditioning TD61AW	15
0120	Bränsleinsprutningssystem TD61AW		Fuel injection system TD61AW	17
0140	Insprutare TD61AW		Fuel injector TD61AW	21
0160	Cylinderblock TD61AW		Cylinder block TD61AW	23
0180	Vevrörelse TD61AW		Crankshaft and related parts TD61AW	25
0200	Cylinderlock TD61AW		Cylinder head TD61AW	27
0220	Kamaxel, transmissionshus och drev		Camshaft, timing gear and gears	29
0240	TD61AW		TD61AW	
0260	Smörjsystem med oljesump TD61AW		Lubricating system with oil sump TD61AW	31
0280	Oljefilter och oljekylare med		Oil filter and oil cooler with	33
0300	monteringsdetaljer TD61AW		installation components TD61AW	
0320	Matarpump TD61AW		Fuel feed pump TD61AW	35
0340	Svänghjulskåpa TD61AW		Flywheel housing TD61AW	37
0360	Vattenpump och termostat med mont.		Water pump and thermostat with installa-	39
0380	detaljer TD61AW		tion details TD61AW	
0400	Vattenpump och termostat TD61AW		Water pump and thermostat TD61AW	41
0420	Automatisk remsträckare TD61AW		Automatic belt tensioner TD61AW	43
0440	Monteringsdetaljer, fläkt TD61AW		Installation components, Fan TD61AW	45
0460	Kylare och expansionsstank TD61AW		Radiator and expansion tank TD61AW	47
0480	Oljekylare för växellåda, TD61AW,		Oil cooler for gear box, TD61AW,	49
0500	Tom 1993-03-07		Up to 1993-03-07	
0520	Oljekylare för växellåda, TD61AW,		Oil cooler for gear box, TD61AW,	51
0540	From 1993-03-08		From 1993-03-08	
0560	Insugningsrör TD61AW		Induction manifold TD61AW	53
0580	Turbokompressor TD61AW		Turbo compressor TD61AW	55
0600	Luftrenarsystem TD61AW, 455656.0100,		Air cleaning system TD61AW, 455656.0100,	57
0620	455656.0300		455656.0300	
0640	Luftrenarsystem Donaldsson, TD61AW,		Air cleaning system Donaldsson TD61AW,	59
0660	457054.0500		457054.0500	
0680	Luftrenarsystem Farr, TD61AW,		Air cleaning system Farr, TD61AW,	61
0700	A09671.0100		A09671.0100	
0720	Avgasrör TD61AW		Exhaust manifold TD61AW	63
0740	Avgassystem TD61AW, 455651.0100		Exhaust system TD61AW, 455651.0100	65
0760	Avgassystem TD61AW, 457727.0300		Exhaust system TD61AW, 457727.0300	67
0780	Avgassystem Unikat TD61AW,		Exhaust system Unikat TD61AW,	69
0800	457364.0100		457364.0100	
0820				
0840				
0860				
0880	Motorpaket, Volvo TD71AW,		Engine assembly, Volvo TD71AW,	
0881	920871.0025		920871.0025	
0900	Motorpaket, insugningssida TD71AW		Engine assembly, induction side TD71AW	71
0920	Motorpaket, avgassida TD71AW		Engine assembly, exhaust side TD71AW	73
0940	Packningssats helrenovering TD71AW		Gasket kit reconditioning TD71AW	77
0960	Bränsleinsprutningssystem TD71AW		Fuel injection system TD71AW	79
0980	Insprutare TD71AW		Fuel injector TD71AW	83
1000	Cylinderblock TD71AW		Cylinder block TD71AW	85
1020	Vevrörelse TD71AW		Crankshaft and related parts TD71AW	87
1040	Cylinderlock TD71AW		Cylinder head TD71AW	89
1060	Kamaxel, transmissionshus och drev		Camshaft, timing gear and gears	91
1080	TD71AW		TD71AW	
1100	Smörjsystem med oljesump TD71AW		Lubricating system with oil sump TD71AW	93
1120	Oljefilter och oljekylare med		Oil filter and oil cooler with	95
1140	monteringsdetaljer TD71AW		installation components TD71AW	
1160	Matarpump TD71AW		Fuel feed pump TD71AW	99
1180	Svänghjulskåpa TD71AW		Flywheel housing TD71AW	101
1200	Vattenpump och termostat med mont.		Water pump and thermostat with installa-	103
1220	detaljer TD71AW		tion details TD71AW	

Reservdelar - Spare parts

30

2

	Utgåva Issue 980615	Motorpaket och avgas- system	Engine assembly and Exhaust system		Sida Page
0001					
1240	Vattenpump och termostat TD71AW		Water pump and thermostat TD71AW		105
1260	Automatisk remsträckare TD71AW		Automatic belt tensioner TD71AW		107
1280	Monteringsdetaljer,fläkt TD71AW		Installation components,Fan TD71AW		109
1300	Kylare och expansionstank TD71AW		Radiator and expansion tank TD71AW		111
1320	Oljekylare för växellåda, TD71AW,		Oil cooler for gear box, TD71AW,		113
1340	Tom 1993-03-07		Up to 1993-03-07		
1360	Oljekylare för växellåda, TD71AW,		Oil cooler for gear box, TD71AW,		115
1380	From 1993-03-08		From 1993-03-08		
1400	Insugningsrör TD71AW		Induction manifold TD71AW		117
1420	Turbokompressor TD71AW		Turbo compressor TD71AW		119
1440	Luftrenarsystem TD71AW,455953.0100,		Air cleaning system TD71AW,455953.0100,		121
1460	455953.0400		455953.0400		
1480	Luftrenarsystem Donaldsson,TD71AW,		Air cleaning system Donaldsson,TD71AW,		123
1500	457054.0600		457054.0600		
1520	Luftrenarsystem TD71AW 16/1200/6		Air cleaning system TD71AW 16/1200/6		125
1540	Donaldsson A02218.0200		Donaldsson A02218.0200		
1560	Luftrenarsystem Farr, TD71AW,		Air cleaning system Farr, TD71AW,		127
1580	A09671.0100		A09671.0100		
1600	Avgasrör TD71AW		Exhaust manifold TD71AW		129
1620	Avgassystem TD71AW,455954.0100,		Exhaust system TD71AW,455954.0100,		131
1640	455954.0200		455954.0200		
1660	Avgassystem Unikat TD71AW,		Exhaust system Unikat TD71AW,		133
1680	457364.0200		457364.0200		
1700					
1720					
1740					
1760	Motorpaket,Perkins 1006.6,		Engine assembly,Perkins 1006.6,		
1780	920117.026		920117.026		
1800	Motorpaket, avgassida Perkins		Engine assembly, exhaust side Perkins		135
1820	Motorpaket,insugningssida Perkins		Engine assembly,induction side Perkins		139
1840	Packningssatser Perkins		Gasket kits Perkins		143
1860	Remskivor och remmar Perkins		Pulley and belts Perkins		145
1880	Bränsletank Perkins		Fuel tank Perkins		147
1900	Bränsleinsprutningssystem Perkins		Fuel injection system Perkins		149
1920	Bränsleledningar,bränslepump och filter		Fuel pipes,feed pump and filter Perkins		151
1940	Perkins				
1960	Cylinderblock Perkins		Cylinder block Perkins		155
1980	Vevaxel,kolvar och vevstakar		Crank shaft,pistons and connecting rods		157
2000	Perkins		Perkins		
2020	Cylindertopp Perkins		Cylinder head Perkins		159
2040	Ventillyftaraxel Perkins		Rocker shaft Perkins		161
2060	Kamaxel och transmissionskåpa Perkins		Camshaft and timing gear casing Perkins		163
2080	Oljepump och tryckbegränsningsventil		Lubricating oil pump and relief valve		165
2100	Perkins		Perkins		
2120	Svänghjul,kuggkrans och svänghjulsåpa		Flywheel,starter ring and flywheel		167
2140	Perkins		housing Perkins		
2160	Oljesump Perkins		Oil sump Perkins		169
2180	Luftning Perkins		Breather Perkins		171
2200	Oljefilter och filterhus Perkins		Lubricating oil filter and head Perkins		173
2220	Vattenpump och termostat Perkins		Water pump and thermostat Perkins		175
2240	Insugningsrör och avgasrör		Induction manifold and exhaust manifold		177
2260	Perkins		Perkins		
2280	Oljekylare för växellåda Perkins,		Oil cooler for gear box Perkins,		179
2300	Tom 1993-03-07		Up to 1993-03-07		
2320	Oljekylare för växellåda Perkins,		Oil cooler for gear box Perkins,		181
2340	From 1993-03-08		From 1993-03-08		
2360	Kylsystem Perkins		Cooling system Perkins		183
2380	Luftrenarsystem Perkins,456097.0900		Air cleaning system Perkins,456097.0900		185
2400	456097.1400,456097.1600		456097.1400,456097.1600		
2420	Luftrenarsystem Perkins,456097.1000		Air cleaning system Perkins,456097.1000		187
2440	Luftrenarsystem Farr, Perkins,		Air cleaning system Farr, Perkins,		189
2460	A09671.0200		A09671.0200		
2480	Avgassystem Perkins,456094.1100		Exhaust system Perkins,456094.1100		191

Reservdelar - Spare parts

30

3

0001	Utgåva Issue 980615	Motorpaket och avgas- system	Engine assembly and Exhaust system	Sida Page
2500				
2520				
2540				
2560	Motorpaket Volvo TD630ME,		Engine assembly Volvo TD630ME,	
2561	459267.0100, .0200, .0300, 920871.0038,		459267.0100, .0200, .0300, 920871.0038,	
2562	920871.0043, 920871.0052		920871.0043, 920871.0052	
2580	Motorpaket,insugningssida TD630ME		Engine ass.,induction side TD630ME	193
2600	Motorpaket,avgassida TD630ME		Engine assembly,exhaust side TD630ME	195
2620	montering gaspedal		foot throttle mounting	
2640	Montering flexplates TD630ME,		Mounting flexplates TD630ME,	199
2660	A10536.0200		A10536.0200	
2680	Tilläggsats,helrenovering TD630ME		Additional kit,reconditioning TD630ME	201
2700	Bränsleinsprutningssystem TD630ME		Fuel injection system TD630ME	203
2720	Bränslefilter TD630ME		Fuel filter TD630ME	205
2740	Matarpump TD630ME		Fuel feed pump TD630ME	207
2760	Insprutare och tryckrör TD630ME		Injectors and pressure pipes TD630ME	209
2780	Insprutare TD630ME		Fuel injector TD630ME	211
2800	Cylinderblock TD630ME		Cylinder block TD630ME	213
2820	Vevrörelse TD630ME		Crankshaft and related parts TD630ME	215
2840	Cylinderlock TD630ME		Cylinder head TD630ME	217
2860	Kamaxel,transmissionshus och drev		Camshaft,timing gear and gears	219
2880	TD630ME		TD630ME	
2900	Smörjsystem med oljesump		Lubricating system with oil sump	221
2901	TD630ME		TD630ME	
2920	Oljepump TD630ME		Oil pump TD630ME	223
2940	Oljefilter och oljekylare med		Oil filter and oil cooler and	225
2960	monteringsdetaljer TD630ME		installation components TD630ME	
2980	Svänghjulskåpa TD630ME		Flywheel housing TD630ME	229
3000	Vattenpump och termostat TD630ME		Water pump and thermostat TD630ME	231
3020	Vattenpump TD630ME		Water pump TD630ME	233
3040	Automatisk remsträckare TD630ME		Automatic belt tensioner TD630ME	235
3060	Monteringsdetaljer fläkt TD630ME		Installation components,fan TD630ME	237
3080	Kylare och expansionstank TD630ME		Radiator and expansion tank TD630ME	239
3100	Oljekylare för växellåda TD630ME,		Oil cooler for gear box TD630ME,	243
3120	455801.0200		455801.0200	
3140	Insugningsrör med monteringsdetaljer		Induction manifold with starter element	245
3160	TD630ME		TD630ME	
3180	Turbokompressor med monteringsdetaljer		Turbo compressor and installation	247
3200	TD630ME		components TD630ME	
3220	Luftrenarsystem TD630ME,459268.0100,		Air cleaning system TD630ME,459268.0100	249
3240	459268.0200		459268.0200	
3260	Luftrenarsystem TD630ME,455656.0100,		Air cleaning system TD630ME,455656.0100	251
3280	455656.0300		455656.0300	
3300	Luftrenarsystem TD630ME,457725.0100		Air cleaning system TD630ME,457725.0100	253
3320	Luftrenarsystem TD630ME,		Air cleaning system TD630ME,	255
3340	A14680.0600		A14680.0600	
3360	Luftrenarsystem FARR TD630ME,		Air cleaning system FARR TD630ME,	257
3380	A09671.0100		A09671.0100	
3400	Avgasrör med monteringsdetaljer		Exhaust manifold with installation	259
3420	TD630ME		components TD630ME	
3440	Avgassystem TD630ME,459269.0100,.0195,		Exhaust system TD630ME,459269.0100,	261
3460	•0196,.0197,.0198,.0199,.0300		•0196,.0197,.0198,.0199,.0300	
3480	Avgassystem TD630ME,459269.0200		Exhaust system TD630ME,459269.0200	263
3500	Avgassystem TD630ME,A19820.0100		Exhaust system TD630ME,A19820.0100	265
3520				
3540				
3560				
3580	Motorpaket Volvo TWD730ME,		Engine assembly Volvo TWD730ME,	
3600	A14679.0100,A14679.0200, 920871.0036,		A14679.0100,A14679.0200, 920871.0036,	
3601	920871.0042		920871.0042	
3620	Motorpaket,insugningssida TWD730ME		Engine ass.,induction side TWD730ME	267
3640	Motorpaket,avgassida TWD730ME		Engine assembly,exhaust side TWD730ME	271
3660	Bränslesystem TWD730ME		Fuel system TWD730ME	273

Reservdelar - Spare parts

30

4

	Utgåva Issue 980615	Motorpaket och avgas- system	Engine assembly and Exhaust system		Sida Page
0001					
3680	Bränslefilter TWD730ME		Fuel filter TWD730ME		275
3700	Insprutare och tryckrör		Fuel injector and delivery pipes		277
3720	TWD730ME		TWD730ME		
3740	Koppling för insprutningspump TWD730ME		Fuel injection pump coupling TWD730ME		279
3760	Insprutare TWD730ME		Fuel injector TWD730ME		281
3780	Cylinderblock TWD730ME		Cylinder block TWD730ME		283
3800	Vevrörelse TWD730ME		Crankshaft and related parts TWD730ME		285
3820	Cylinderlock TWD730ME		Cylinder head TWD730ME		287
3840	Transmissionshus och drev TWD730ME,		Transmission case and gears TWD730ME,		289
3860	-SN2071082971		-SN2071082971		
3880	Transmissionshus och drev TWD730ME,		Transmission case and gears TWD730ME,		291
3900	SN2071082972-		SN2071082972-		
3920	Kamaxel TWD730ME		Camshaft TWD730ME		293
3940	Smörjsystem med oljesump TWD730ME		Lubricating system TWD730ME		295
3960	Oljepump TWD730ME		Oil pump TWD730ME		297
3980	Oljefilter TWD730ME		Oil filter TWD730ME		299
4000	Oljekylare TWD730ME		Cooler TWD730ME		301
4020	Svänghjulskåpa TWD730ME		Flywheel housing TWD730ME		303
4040	Vattenpump och termostat TWD730ME		Water pump and thermostat TWD730ME		305
4060	Vattenpump TWD730ME		Water pump TWD730ME		309
4080	Automatisk remsträckare TWD730ME		Automatic belt tensioner TWD730ME		311
4100	Kylare TWD730ME, -T331000257		Radiator TWD730ME, -T331000257		313
4120	Kylare TWD730ME, T331000258-		Radiator TWD730ME, T331000258-		317
4140	Oljekylare för växellåda TWD730ME		Oil cooler for gear box TWD730ME		319
4160	Monteringsdetaljer, fläkt TWD730ME		Installation components, fan TWD730ME		321
4180	Insugningsrör TWD730ME		Induction manifold TWD730ME		323
4200	Turbokompressor TWD730ME		Turbo compressor TWD730ME		325
4220	Luftrenarsystem TWD730ME		Air cleaning system TWD730ME		327
4240	A14680.0100		A14680.0100		
4260	Luftrenarsystem TWD730ME		Air cleaning system TWD730ME		329
4280	A14680.0200		A14680.0200		
4300	Luftrenarsystem TWD730ME		Air cleaning system TWD730ME		331
4320	A14680.0300		A14680.0300		
4340	Luftrenarsystem TWD730ME		Air cleaning system TWD730ME		333
4360	A14680.0400		A14680.0400		
4380	Luftrenarsystem TWD730ME		Air cleaning system TWD730ME		335
4400	A14680.0500		A14680.0500		
4420	Luftrenarsystem TWD730ME		Air cleaning system TWD730ME		337
4440	A14680.0700		A14680.0700		
4460	Luftrenarsystem Farr, TWD730ME		Air cleaning system Farr, TWD730ME		339
4480	A09671.0400		A09671.0400		
4500	Avgasrör TWD730ME		Exhaust manifold TWD730ME		341
4520	Avgassystem TWD730ME, A14681.0100		Exhaust system TWD730ME, A14681.0100		343
4540	Avgassystem TWD730ME, A14681.0200		Exhaust system TWD730ME, A14681.0200		345
4560	Gaspådrag, mekaniskt TWD730ME,FFS,		Mechanical foot throttle TWD730ME,FFS,		347
4580	A11961.0100		A11961.0100		
4600	Gaspådrag, mekaniskt TWD730ME,VBFS,		Mechanical foot throttle TWD730ME,VBFS,		349
4620	A11961.0200		A11961.0200		
4640	Stoppreglage, mekaniskt TWD730ME,		Engine shut down, mechanical TWD730ME,		351
4660	A11963.0100		A11963.0100		
4680					
4700					
4720	Motorpaket Volvo TWD731ME,		Engine assembly Volvo TWD731ME,		
4740	A14678.0700, 920871.0048		A14678.0700, 920871.0048		
4760	Motorpaket,insugningssida TWD731ME		Engine ass.,induction side TWD731ME		353
4780	Motorpaket,avgassida TWD731ME		Engine ass.,exhaust side TWD731ME		355
4800	Bränsleinsprutningssystem TWD731ME		Fuel injection system TWD731ME		357
4820	Matarpump TWD731ME		Fuel feed pump TWD731ME		359
4840	Bränslefilter TWD731ME		Fuel filter TWD731ME		361
4860	Insprutare och tryckrör		Fuel injector and delivery pipes		363
4880	TWD731ME		TWD731ME		
4900	Koppling för insprutningspump TWD731ME		Fuel injection pump coupling TWD731ME		365
4920	Insprutare TWD731ME		Fuel injector TWD731ME		367

Reservdelar - Spare parts

30

5

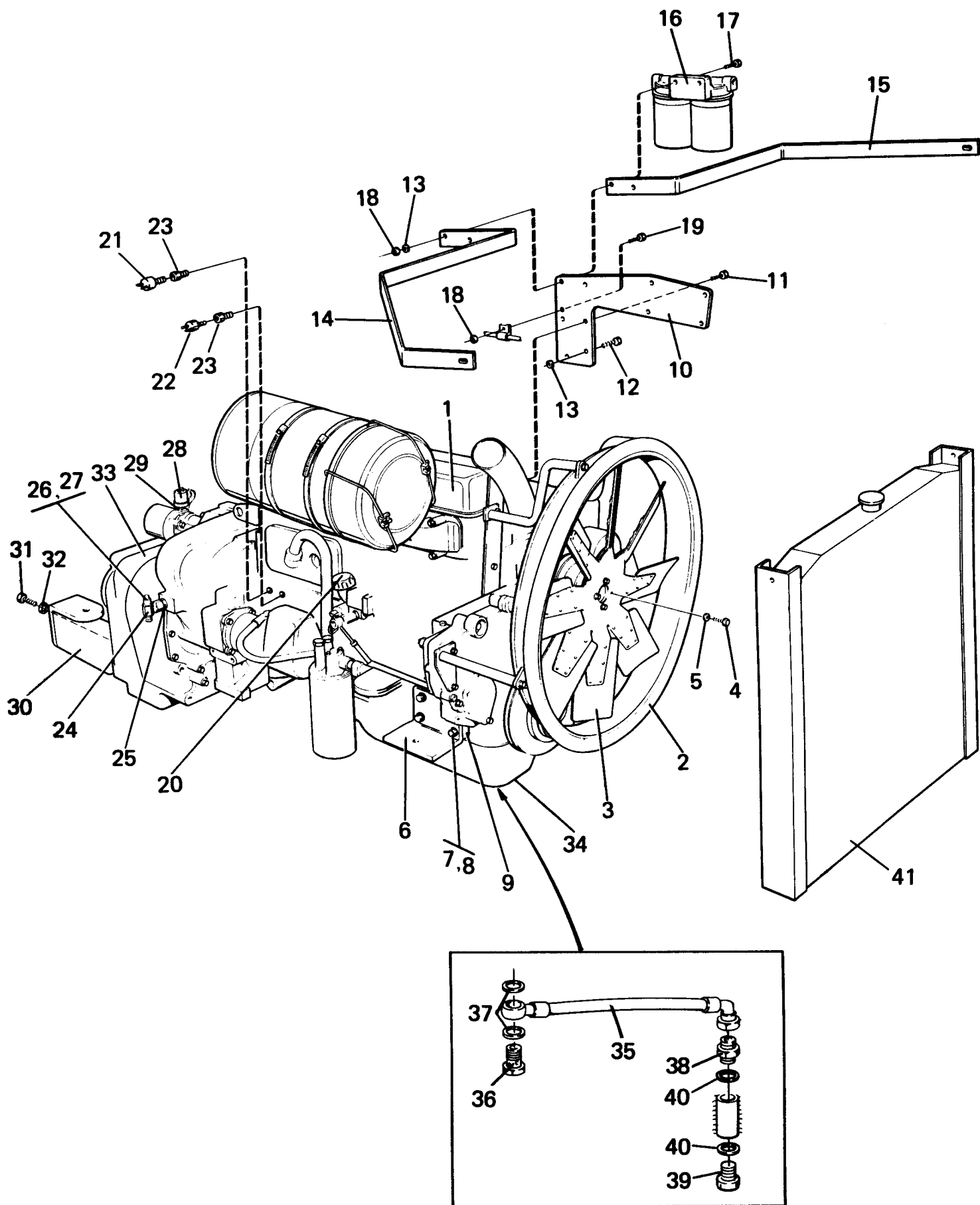
	Utgåva Issue 980615	Motorpaket och avgas- system	Engine assembly and Exhaust system		Sida Page
0001					
4940	Cylinderblock TWD731ME		Cylinder block TWD731ME		369
4960	Vevrörelse TWD731ME		Crankshaft and related parts TWD731ME		371
4980	Cylinderlock TWD731ME		Cylinder head TWD731ME		373
5000	Transmissionshus,drev TWD731ME		Timing gear casing, gears TWD731ME		375
5020	Kamaxel TWD731ME		Camshaft TWD731ME		377
5040	Smörjsystem med oljesump TWD731ME		Lubricating system TWD731ME		379
5060	Oljepump TWD731ME		Oil pump TWD731ME		381
5080	Oljefilter TWD731ME		Oil filter TWD731ME		383
5090	Oljekylare TWD731ME		Oil cooler TWD731ME		385
5100	Svänghjulskåpa TWD731ME		Flywheel housing TWD731ME		387
5120	Vattenpump och termostat TWD731ME		Water pump and thermostat TWD731ME		389
5140	Vattenpump TWD731ME		Water pump TWD731ME		393
5160	Automatisk remsträckare TWD731ME		Automatic belt tensioner TWD731ME		395
5180	Kylare och mont detaljer fläkt		Radiator and installation components,		397
5200	TWD731ME		fan TWD731ME		
5220	Oljekylare för växellåda TWD731ME		Oil cooler for gear box TWD731ME		399
5240	Insugningsrör med mont.det. TWD731ME		Induction manifold TWD731ME		401
5260	Avgasrör med mont.det. TWD731ME		Exhaust manifold TWD731ME		403
5280	Turbokompressor med mont.det TWD731ME		Turbo compressor TWD731ME		405
5300	Luftrenarsystem TWD731ME		Air cleaning system TWD731ME		407
5320	A14680.0400		A14680.0400		
5340	Avgassystem TWD731ME, A14681.0200		Exhaust system TWD731ME, A14681.0200		409
5360	Gaspådrag, mekaniskt TWD731ME,		Mechanical foot throttle TWD731ME,		411
5380	A11961.0500		a11961.0500		
5440	Stoppreglage, mekaniskt TWD731ME,		Engine shut down, mechanical TWD731ME,		413
5460	A24686.0200		A24686.0200		
5480	Stoppreglage, mekaniskt TWD731ME		Engine shut down, mechanical TWD731ME		415
5500	Montering bränsleavstängningsventil		Mounting fuel cut-off valve TWD731ME,		417
5520	TWD731ME,A22842.0600		A22842.0600		
5540					
5560					
5580	Motorpaket Perkins 1006.6 LPG,		Engine assembly Perkins 1006.6 LPG,		
5600	459220.1000, .1100, .1200, 920117.037		459220.1000, .1100, .1200, 920117.037		
5620	Motorpaket Perkins 1006.6 LPG		Engine assembly Perkins 1006.6 LPG		419
5640	Motor och växellådsfästen,generatorhylla		Engine and gear box mounting,alternator		421
5660	Perkins 1006.6 LPG		shelf,Perkins 1006.6 LPG		
5680	Packningssatser Perkins 1006.6 LPG		Gasket kits Perkins 1006.6 LPG		425
5700	Montering LPG- utrustning enkeltank		Mounting LPG equipment single tank		427
5720	Perkins 1006.6,A23654.0100		Perkins 1006.6,A23654.0100		
5740	Montering LPG- utrustning dubbeltank		Mounting LPG equipment double tank		429
5760	Perkins 1006.6,A23654.0200		Perkins 1006.6,A23654.0200		
5780	Montering LPG- utrustning dubbeltank		Mounting LPG equipment double tank		431
5800	Perkins 1006.6,A26063.0100		Perkins 1006.6,A26063.0100		
5820	Enkel LPG- tank A23528.0300,		Single LPG tank A23528.0300,		433
5840	Perkins 1006.6		Perkins 1006.6		
5860	Dubbel LPG- tank A23528.0100,		Double LPG tank A23528.0100,		435
5880	Perkins 1006.6		Perkins 1006.6		
5900	Dubbel LPG- tank A23528.0200,		Double LPG tank A23528.0200,		437
5920	Perkins 1006.6		Perkins 1006.6		
5940	Dubbel LPG- tank A23528.0400,		Double LPG tank A23528.0400,		439
5960	Perkins 1006.6		Perkins 1006.6		
5980	Montering LPG- utrustning,förångare,		Mounting LPG equipment,evaporator, valve		441
6000	ventil,luft/gasblandare,A25452.0100,		mixing unit,A25452.0100,		
6020	Perkins 1006.6		Perkins 1006.6		
6040	Montering LPG- utrustning Lambda sond,		Mounting LPG equipment Lambda sond,		443
6060	förångare, ventil, luft/gasblandare,		evaporator, valve, mixing unit,		
6080	A25452.0200, Perkins 1006.6		A25452.0200, Perkins 1006.6		
6100	Montering fördelare Perkins 1006.6 LPG		Mount. distributor Perkins 1006.6 LPG		447
6120	Cylinderblock Perkins 1006.6 LPG		Cylinder block Perkins 1006.6 LPG		449
6140	Vevaxlar,kolvar och vevstakar		Crankshaft,pistons and connecting rods		451
6160	Perkins 1006.6 LPG		Perkins 1006.6 LPG		
6180	Cylindertopp Perkins 1006.6 LPG		Cylinder head Perkins 1006.6 LPG		453
6200	Ventillyftaraxel Perkins 1006.6 LPG		Rocker shaft Perkins 1006.6 LPG		455

Reservdelar - Spare parts

30

6

0001	Utgåva Issue 980615		Motorpaket och avgas- system	Engine assembly and Exhaust system	Sida Page
6220	Kamaxel och transmissionskåpa			Camshaft and timing gear casing	457
6240	Perkins 1006.6 LPG			Perkins 1006.6 LPG	
6260	Oljepump och tryckbegränsningsventil			Lubricating oil pump and relief valve	459
6280	Perkins 1006.6 LPG			Perkins 1006.6 LPG	
6300	Svänghjul,kuggkrans och svänghjulsåpa			Flywheel,starter ring and flywheel	461
6320	Perkins 1006.6 LPG			housing Perkins 1006.6 LPG	
6340	Oljesump och nivåsticka			Oil sump and dipstick	463
6360	Perkins 1006.6 LPG			Perkins 1006.6 LPG	
6380	Luftning Perkins 1006.6 LPG			Breather Perkins 1006.6 LPGi	465
6400	Oljefilter och filterhus			Lubricating oil filter and head	467
6420	Perkins 1006.6 LPG			Perkins 1006.6 LPG	
6440	Vattenpump och termostat			Water pump and thermostat	469
6460	Perkins 1006.6 LPG			Perkins 1006.6 LPG	
6480	Insugningsrör och avgasrör			Induction manifold and exhaust manifold	471
6500	Perkins 1006.6 LPG			Perkins 1006.6 LPG	
6520	Kylsystem Perkins 1006.6 LPG			Cooling system Perkins 1006.6 LPG	473
6540	Montering expansionstank			Mounting expansion tank	475
6560	Perkins 1006.6 LPG			Perkins 1006.6 LPG	
6580	Oljekylare för växellåda			Oil cooler for gear box	477
6600	Perkins 1006.6 LPG			Perkins 1006.6 LPG	
6620	Luftrenarsystem 456097.1700,			Air cleaning system 456097.1700	479
6640	Perkins 1006.6 LPG			Perkins 1006.6 LPG	
6660	Avgassystem 456094.1500,			Exhaust system 456094.1500,	481
6680	Perkins 1006.6 LPG			Perkins 1006.6 LPG	
6700	Gasreglage Perkins 1006.6 LPG			Throttle controls Perkins 1006.6 LPG	483

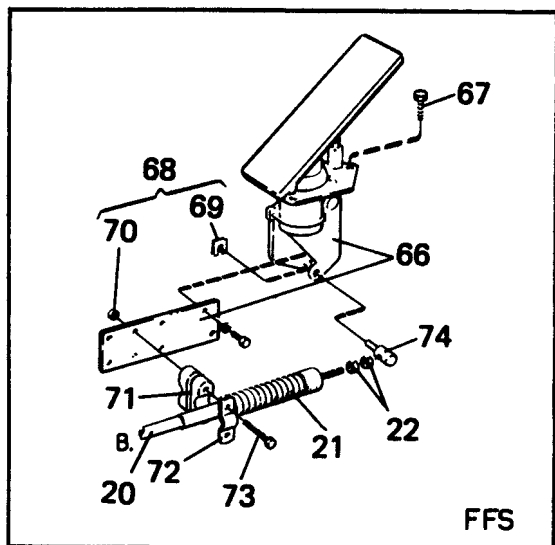
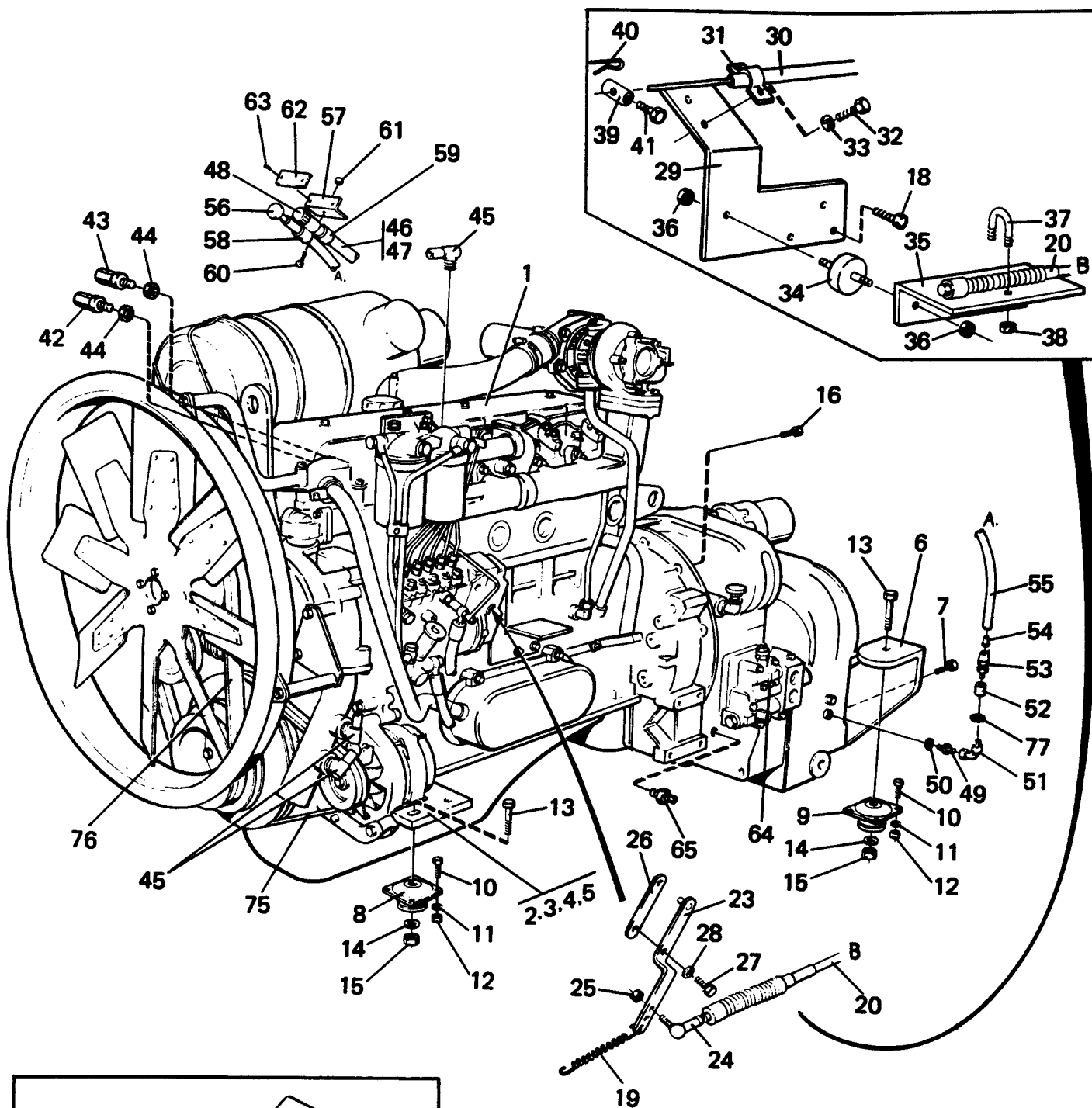


Reservdelar - Spare parts

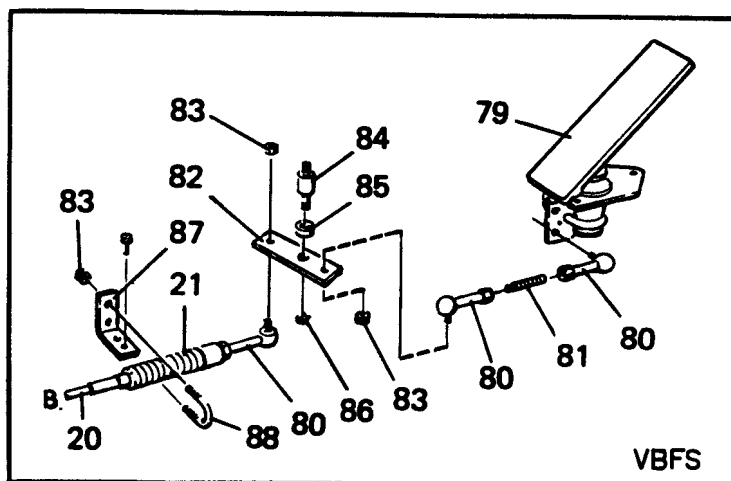
30

9

0100		Utgåva Issue		Bild nr Picture No		Motorpaket,insugningssida TD61AW mont. oljeavtappning		Engine assembly, Induction side TD61AW mount. oil tapping	
Pos. Fig.		Antal/Quantity			Art nr Part No	Benämning	Description	Sats Kit	Anmärkning Notes
0020	1	1			920871.0030	Motor	Engine		TD61AW SEE GR 30, PAGE 47 STD,SUGANDE/SUCKING TRYCKKANDE/PUSHING
0040	2	1				Fläktring	Fan ring		
0060	3	1			5337	Kylarfläkt	Fan		V
0070		1			920001.002	Kylarfläkt	Fan		
0080	4	4				Skruv	Screw		SEE GR 30, PAGE 17
0100	5	4				Fjäderbricka	Spring washer		
0120	6	1			355690.0100	Motorfäste	Engine mounting		TRYCKVAKT SATS/KIT
0140	7	4			3119	Skruv	Screw		
0160	8	4			920098.009	Bricka	Washer		SEE GR 40, PAGE 5 SEE GR 30, PAGE 31 OIL TAPPING,HJB=2750 OIL TAPPING,HJB=3000- -3250
0180	9	4			455689.0100	Distansplatta	Spacer plate		
0200	10	1			355841.0100	Fäste	Bracket		SEE GR 30, PAGE 47
0220	11	2			920042.006	Skruv	Screw		
0240	12	1			920042.019	Skruv	Screw		SEE GR 30, PAGE 47
0260	13	5			98150	Bricka	Washer		
0280	14	1			255843.0100	Fäste	Bracket		SEE GR 30, PAGE 47
0300	15	1			355842.0100	Fäste	Bracket		
0320	16					Bränslefilter	Fuel filter		SEE GR 30, PAGE 47
0340	17	2			920042.012	Skruv	Screw		
0360	18	3			5957	Mutter	Nut		SEE GR 30, PAGE 47
0380	19	1			920042.005	Skruv	Screw		
0400	20	1			255725.0100	Rör	Pipe		SEE GR 30, PAGE 47
0420		1			923107.0367	Lock	Cover		
0440		1			95110	Packning	Gasket		SEE GR 30, PAGE 47
0460	21	1			923546.0001	Givare	Sensor		
0480	22	1			425817.8034	Oljetryckgivare,motor	Oil press.sensor,engine		SEE GR 30, PAGE 47
0490	23	2			922531.0003	Nippel	Nipple		
0500	24	1			454672.0100	Koppling	Fitting		SEE GR 30, PAGE 47
0520	25	1			920985.0002	Nippel	Nipple		
0540	26	1			920876.0001	Temp.givare	Sensor,temperature		SEE GR 30, PAGE 47
0560	27	1			5933	Tredoring	Tredoring		
0580	28	1			920456.003	Oljetryckgivare	Sensor,oil pressure		SEE GR 30, PAGE 47
0600	29	1			920940.0003	Reducering	Reducing		
0620	30	1			255701.0100	Fäste	Bracket		SEE GR 30, PAGE 47
0640	31	4			2722	Skruv	Screw		
0650	32	4			920466.001	Bricka	Washer		SEE GR 30, PAGE 47
0660	33	1			922297.0057	Växellåda	Gear box		
0880	34	1				Oljesump	Oilsump		SEE GR 30, PAGE 47
0900	35	1			355642.0200	Hydraulslang	Hydraulic hose		
0910		1			355642.0100	Hydraulslang	Hydraulic hose		SEE GR 30, PAGE 47
0915									
0920	36	1			920063.006	Hålsskruv	Hollow screw		SEE GR 30, PAGE 47
0940	37	2			920058.010	Kopparbricka	Copper washer		
0960	38	1			3474	Nippel	Nipple		SEE GR 30, PAGE 47
0980	39	1			920999.0001	Propp	Plug		
1020	40	2			5936	Tredoring	Tredoring		SEE GR 30, PAGE 47
1040	41					Kylare	Radiator		



FFS



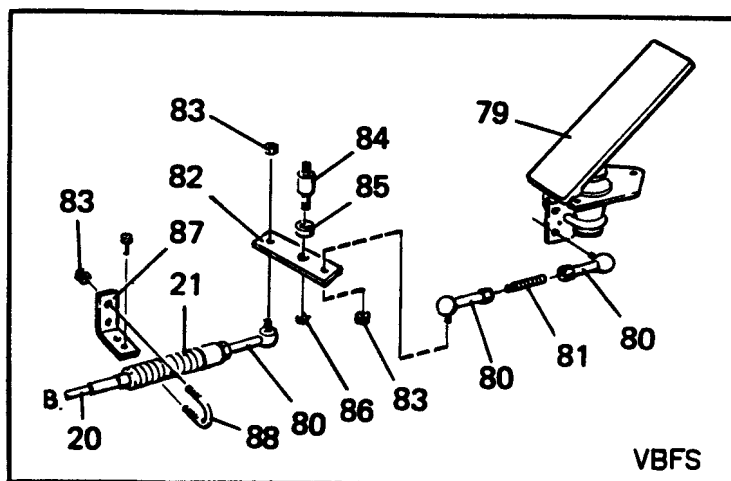
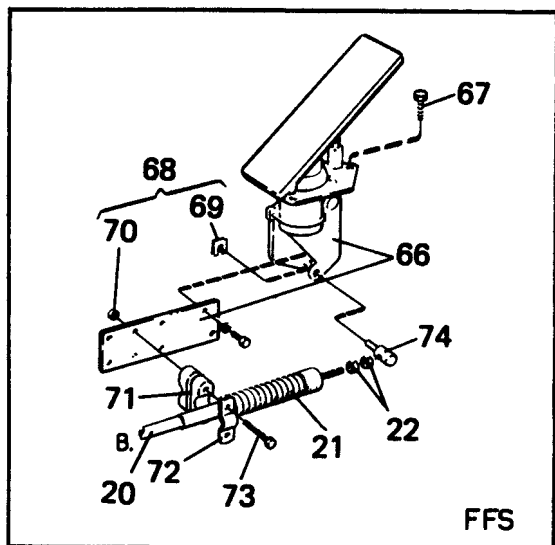
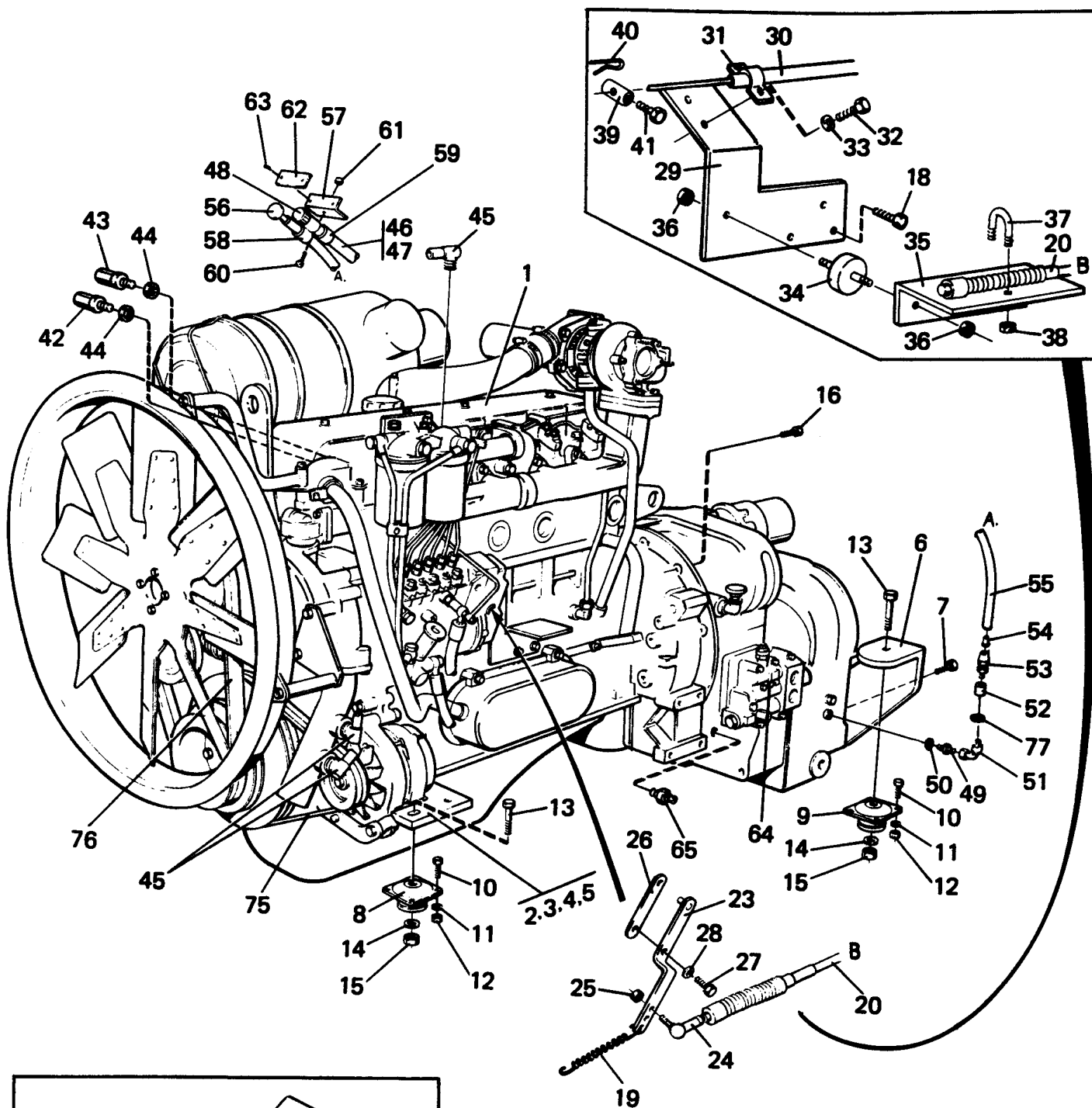
VBFS

Reservdelar - Spare parts

30

11

0150	Utgåva Issue		Bild nr Picture No		Motorpaket,avgassida TD61AW montering gaspedal		Engine assembly, Exhaust side TD61AW foot throttle mounting		
	Pos. Fig.	Antal/Quantity			Art nr Part No	Benämning	Description	Sats Kit	Anmärkning Notes
0020	1	1				Motor	Engine		SEE GR 30, PAGE 9
0060	2	1			355690.0100	Motorfäste	Engine mounting		
0080	3	3			455689.0100	Distansplatta	Spacer plate		
0100	4	4			3119	Skruv	Screw		MOTOR/ENGINE V-LÅDA/GEAR BOX
0120	5	4			920098.009	Bricka	Washer		
0140	6	1			255701.0200	Fäste	Bracket		
0160	7	2			2722	Skruv	Screw		
0180	8	2			920734.0002	Dämpare	Pad		
0200	9	2			920734.0001	Dämpare	Pad		
0220	10	16			920042.008	Skruv	Screw		
0240	11	16			98150	Bricka	Washer		
0260	12	16			920068.007	Mutter	Nut		
0280	13	4			920042.080	Skruv	Screw		
0300	14	4			98154	Bricka	Washer		NOT USED
0320	15	4			920076.007	Låsmutter	Lock nut		
0340	16	12			2695	Skruv	Screw		
0360	17								
0400	18	2			922357.0015	Skruv	Screw		
0420	19	1			90124	Fjäder	Spring		
0550	20	1			922442.0012	Reglagekabel	Control cable		
0551									
0553		1			922442.0032	Reglagekabel	Control cable		
0565	21	2			922429.0001	•Gummibälg	•Rubber bellows		
0570	22	2			3051	•Mutter	•Nut		NOT USED
0580	23	1			922539.0002	Arm	Arm		
0600	24								
0620	25	1			3051	Mutter	Nut		
0640	26	1			922539.0001	Arm	Arm		
0660	27	1				Skruv	Screw		
0700	28	1				Bricka	Washer		
1460	29	1			357777.0100	Fäste	Bracket		
1480	30	1			922442.0045	Reglagekabel	Control cable		
1500	31	1			922575.0011	Klammer	Clamp		
1520	32	2			99024	Skruv	Screw		STOP ENGINE WIRE L=3000 ENGINE STOP
1540	33	2			922564.0003	Låsbricka	Lock washer		
1560	34	2			923379.0001	Dämpare	Pad		
1580	35	1			357776.0100	Fäste	Bracket		
1590	36	4			922030.0002	Mutter	Nut		
1600	37	1			922285.0001	Låsbygel	Retainer		
1620	38	2			920076.002	Låsmutter	Lock nut		
1660	39	1			456368.0100	Wirelås	Wire lock		
1680	40	1			921902.0002	Sprint	Peg		
1700	41	1			3061	Skruv	Screw		
1720	42	1			920822.0005	Givare,temperaturvakt	Sensor,temperature		STD STD
1740	43	1			923400.0001	Givare,kylvattentemp.	Sensor,cool.water temp.		
1760	44	2			923107.0400	Packning	Gasket		KPL
1800	45	3			5943	Nippel	Nipple		
1820	46	2			94219	Rörvinkel	Pipe angle		
1840	47	1			455770.0100	Rör	Pipe		
1860	48	1			923186.0001	Propp	Plug		
1880	49	1			3463	Nippel	Nipple		
1900	50	1			5933	Tredoring	Tredoring		
1920	51	1			94167	Koppling	Fitting		
1940	52	1			A22385.0500	Muff	Socket		
1960	53	1			3763	Koppling	Fitting		
1980	54	1			94338	Hylsa	Sleeve		L=1400
2000	55	1			4430	Nylonrör	Nylon hose		
2020	56	1			455794.0100	Nivåsticka	Dipstick		
2040	57	1			455950.0100	Fäste	Bracket		
2060	58	1			95046	Klammer	Clamp		
2080	59	1			95038	Klammer	Clamp		



Reservdelar - Spare parts

30

13

0150

0150	Utgåva Issue		Bild nr Picture No		Motorpaket,avgassida TD61AW montering gaspedal		Engine assembly, Exhaust side TD61AW foot throttle mounting		
	Pos. Fig.	Antal/Quantity			Art nr Part No	Benämning	Description	Sats Kit	Anmärkning Notes
2100	60	1			920099.026	Skruv	Screw		
2120	61	1			920076.002	Låsmutter	Lock nut		
2140	62	1			455949.0100	Skylt	Sign		
2160	63	1			920926.0001	Nit	Rivet		
2180	64	1			920058.002	Kopparbricka	Copper washer		UTG
2200	65	1			920985.0002	Nippel	Nipple		
2220	66	1			922463.0001	Gaspedal	Foot throttle		FFS
2240	67	3			922357.0002	Skruv	Screw		
2260	68	1			922463.0003	Monteringssats	Mounting kit		PART OF POS 66
2280	69	1				•Låsbleck	•Securing plate	S	
2300	70	2				•Mutter	•Nut	S	
2320	71	1				•Klamma	•Clamp	S	
2340	72	1				•Bygel	•Yoke	S	
2360	73	2				•Skruv	•Screw	S	
2380	74	1				•Tapp	•Pin	S	
2400	75	1			921096.0006	Kilremssats	V-belt kit		
2420	76	1			923110.0055	Kilremssats	V-belt kit		
2440	77	1			5935	Tredoring	Tredoring		
2460	78								NOT USED
2480	79	1			A13121.0100	Gaspedal	Foot throttle		VBFS
2500	80	3			90202	Kullänk	Ball link		
2520	81	1			A09868.0100	Dragstång	Pull rod		
2540	82	1			A09856.0100	Arm	Arm		
2560	83	ERF			3051	Mutter	Nut		
2580	84	1			A09855.0100	Axel	Shaft		
2600	85	1			920007.005	Bussning	Bushing		
2620	86	1			920046.006	Spårring	Retaining ring		
2640	87	1			A09867.0100	Fäste	Bracket		
2660	88	1			922285.0001	Bygel	Yoke		

PACKNINGSSATS HELRENOVERING
EJ ILLUSTRERAD /
GASKET KIT RECONDITIONING
NOT ILLUSTRATED

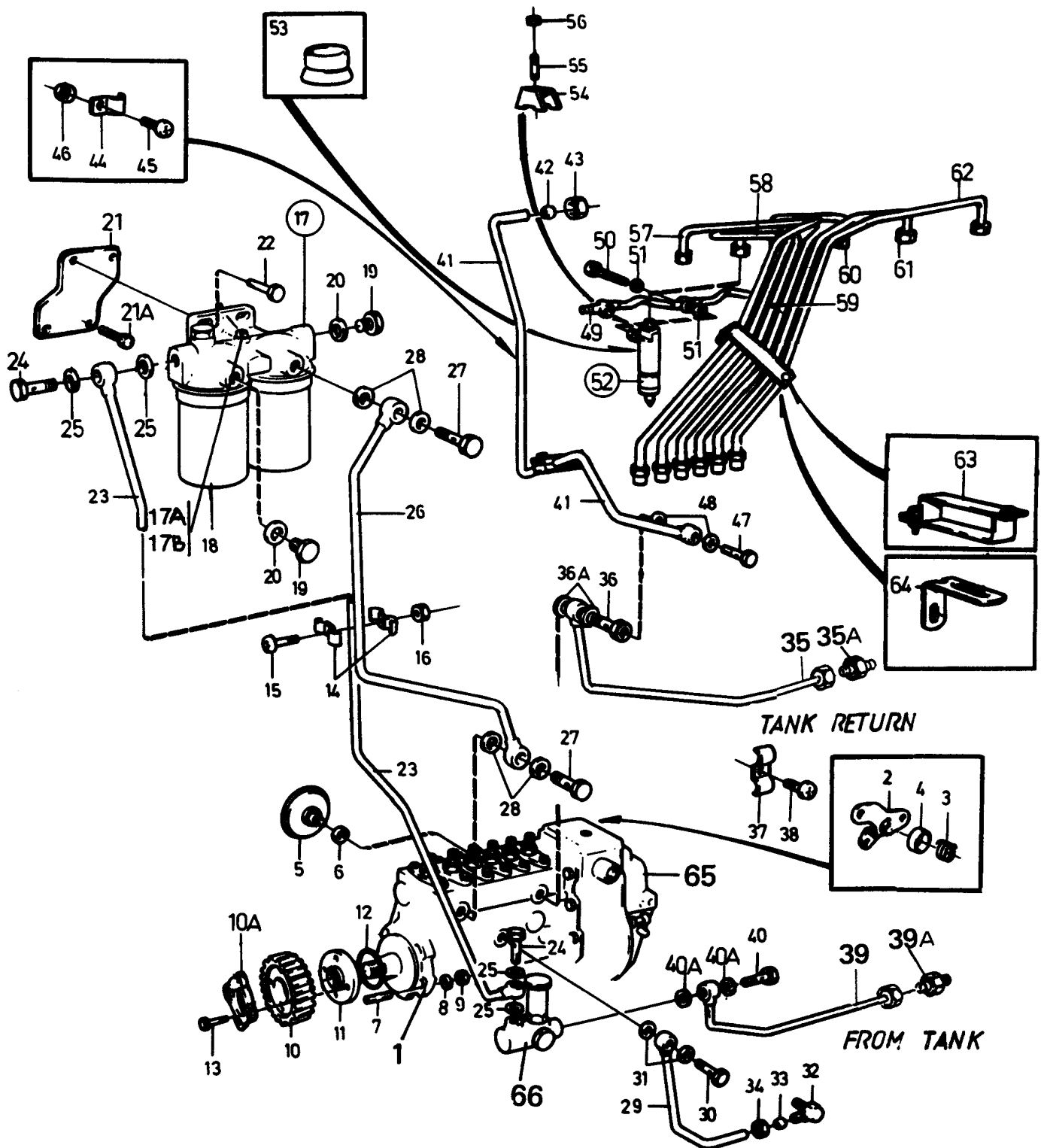
Reservdelar - Spare parts

30

15

0200

0200	Utgåva Issue		Bild nr Picture No		Packningssats helrenovering TD61AW		Gasket kit reconditioning TD61AW		
	980615	16597							
	Pos. Fig.	Antal/Quantity			Art nr Part No	Benämning	Description	Sats Kit	Anmärkning Notes
0020		1			923110.0294	Packningssats	Gasket kit		NOT ILLUSTRATED
0040		4			920715.0007	•Packning	•Gasket		
0060		1			923107.0363	•Packning	•Gasket		
0080		1			923349.0468	•Packning	•Gasket		
0100		1			4660	•Packning	•Gasket		
0130		1			923349.0553	•Packning	•Gasket		
0140		2			920027.001	•Packning	•Gasket		
0160		1			921555.0002	•Tätningsring	•Seal ring		
0180		1			923107.0868	•Tätningsring	•Seal ring		
0200		1			922371.0250	•Tätning	•Seal		
0220		6			921580.0001	•V-ring	•V-ring		
0240		1			923107.0847	•O-ring	•O-ring		
0260		2			923107.0349	•Tätningsring	•Seal ring		
0280		1			923349.0318	•Tätningsring	•Seal ring		
0300		2			923107.0388	•Tätningsring	•Seal ring		
0320		7			923107.0340	•Tätningsring	•Seal ring		
0340		1			923107.0368	•Tätningsring	•Seal ring		
0360		1			923107.0393	•Tätningsring	•Seal ring		
0380		1			923107.0413	•Tätningsring	•Seal ring		
0400		5			923107.0264	•Tätningsring	•Seal ring		
0420		4			923107.0355	•Tätningsring	•Seal ring		
0440		2			920777.0004	•O-ring	•O-ring		
0460		2			923107.0396	•O-ring	•O-ring		
0480		1			923107.0412	•O-ring	•O-ring		
0500		1			923107.0455	•O-ring	•O-ring		
0520		1			923107.0326	•O-ring	•O-ring		
0540		1			923107.0386	•O-ring	•O-ring		
0560		1			95110	•Packning	•Gasket		
0600		2			920715.0011	•Packning	•Gasket		
0620		2			922371.0501	•Packning	•Gasket		
0640		17			921443.0003	•Packning	•Gasket		
0660		1			920058.003	•Kopparbricka	•Copper washer		
0680		1			923107.0400	•Packning	•Gasket		
0700		4			920777.0004	•O-ring	•O-ring		
0720		1			923107.0409	•O-ring	•O-ring		
0740		1			923107.0380	•O-ring	•O-ring		
0760		1			923259.0816	•O-ring	•O-ring		
0780		1			923107.0850	•Tätningsring	•Seal ring		
0800		1			923349.0469	•Packning	•Gasket		

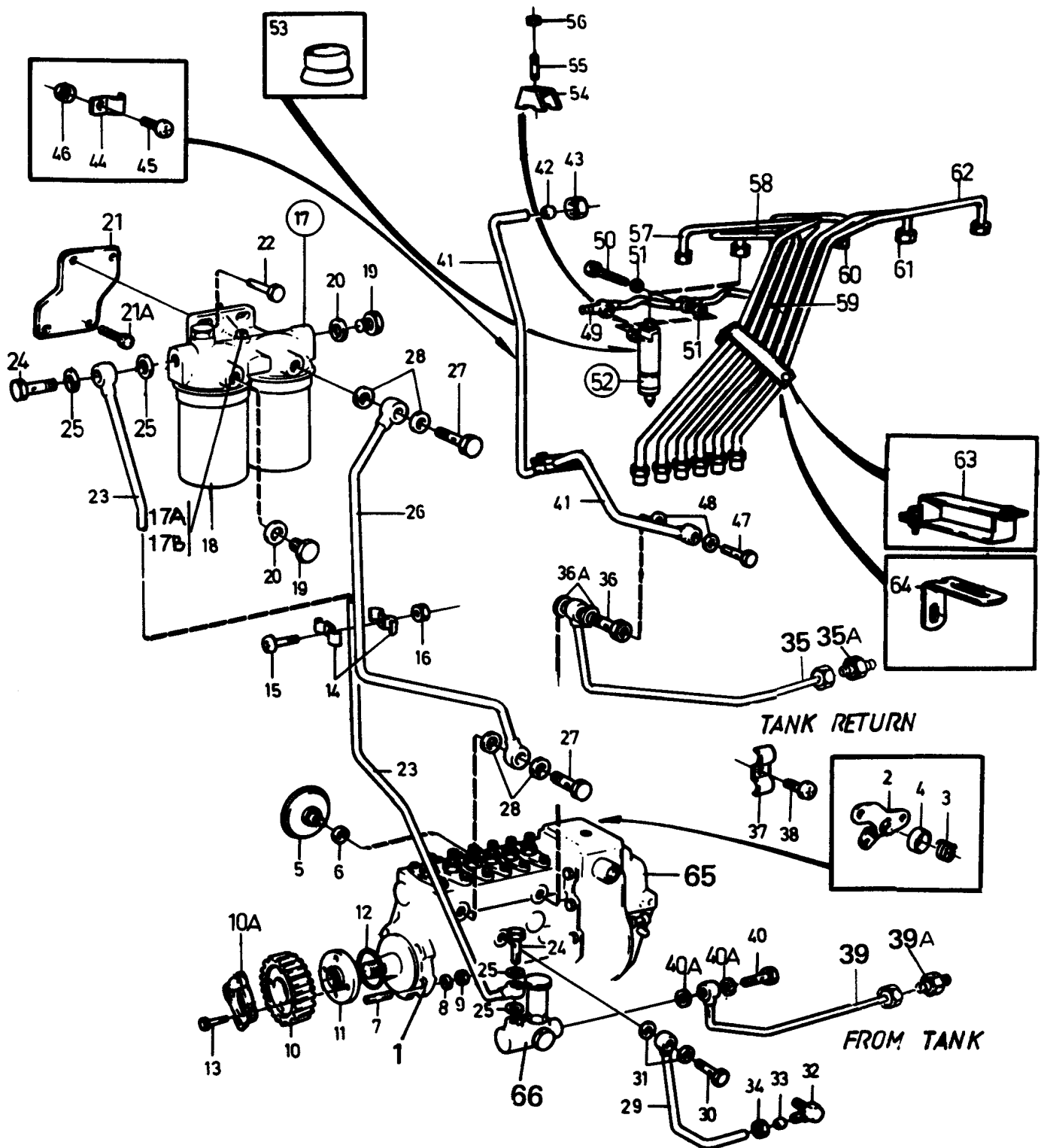


Reservdelar - Spare parts

30

17

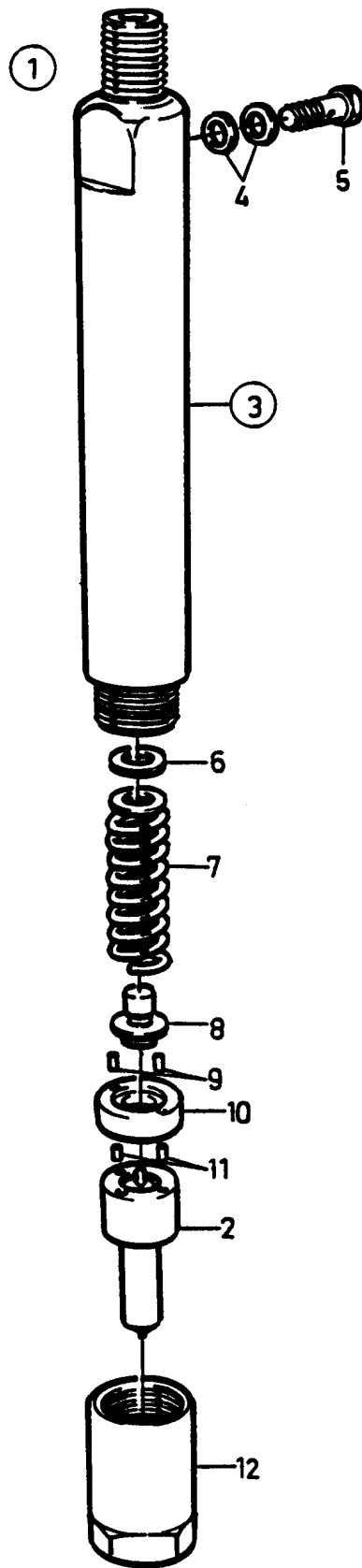
0250	Utgåva Issue		Bild nr Picture No		Bränsleinsprutningssystem TD61AW		Fuel injection system TD61AW	
	980615		15430					
Pos. Fig.	Antal/Quantity			Art nr Part No	Benämning	Description	Sats Kit	Anmärkning Notes
0020	1	1		923110.0049	Insprutningspump	Injection pump		
0040		1		923349.0470	•Rep.sats	•Repair kit		
0060	2	1		923458.0419	Hävarm	Lever		
0080	3	1		923349.0215	Fjäder	Spring		
0100	4	1		923349.0216	Kåpa	Cover		
0120	5	1		920401.001	Tryckutjämnare	Pressure equalizer		
0140	6	1		921443.0003	Packning	Gasket		
0160	7	3		923107.0451	Pinnskruv	Stud		
0180	8	3		923107.0382	Fjäderbricka	Spring washer		
0200	9	3		923349.0347	Mutter	Nut		
0220	10	1		923107.0453	Kugghjul	Gear		
0240	10A	1			Mellanstycke	Intermediate piece		
0260	11	1		923107.0454	Nav	Hub		
0280	12	1		923107.0455	O-ring	O-ring		
0300	13	4		923107.0456	Skruv	Screw		
0320	14	2		825	Klammer	Clamp		
0340	15	1		923107.0457	Skruv	Screw		
0360	16	1		923107.0428	Mutter	Nut		
0380	17	1		923103.0001	Filterhus	Filter housing		
0400	17A	1		923107.0483	•Skruv	•Screw		
0420	17B	1		922371.0501	•Tätning	•Seal		
0440	18	2		3147	Bränslefilter	Fuel filter		
0460	19	3		923107.0458	Propp	Plug		
0480	20	3		921443.0003	Packning	Gasket		
0500	21	1		923107.0460	Konsol	Bracket		
0520	21A	2			Skruv	Screw		L=20 MM
0540	22	2		923107.0461	Skruv	Screw		L=16 MM
0560	23	1		923107.0462	Bränslerör	Fuel pipe		
0580	24	2		920714.0003	Hålskruv	Hollow screw		
0600	25	4		921443.0003	Packning	Gasket		
0620	26	1		923107.0463	Bränslerör	Fuel pipe		
0640	27	2		920714.0003	Hålskruv	Hollow screw		
0660	28	4		921443.0003	Packning	Gasket		
0680	29	1		923107.0464	Tryckoljerör	Pressure oil pipe		
0700	30	1		920714.0004	Hålskruv	Hollow screw		
0720	31	2		920715.0011	Packning	Gasket		
0740	32	1		923107.0465	Nippel	Nipple		
0760	33	1		921554.0002	Kona	Cone		
0780	34	1		921553.0002	Mutter	Nut		
0800	35	1		A27186.0100	Bränsleslang	Fuel hose		KPL
0820	35A	1		94101	Nippel	Nipple		
0840	36	1		920714.0002	Hålskruv	Hollow screw		
0860	36A	2		921443.0003	Packning	Gasket		
0880	37	2		825	Klammer	Clamp		
0900	38	2		923107.0457	Skruv	Screw		
0920	39	1		923669.0001	Bränsleslang	Fuel hose		KPL
0940	39A	1		94101	Nippel	Nipple		
0960	40	1		920714.0003	Hålskruv	Hollow screw		
0980	40A	2		921443.0003	Packning	Gasket		
1000	41	1		923107.0468	Läckoljerör	Leak oil pipe		
1020	42	1		921554.0005	Skärring	Cone ring		
1040	43	1		921553.0005	Mutter	Nut		
1060	44	1		923107.0484	Klammer	Clamp		
1080	45	1		923107.0461	Skruv	Screw		
1100	46	1		923349.0567	Mutter	Nut		
1120	47	1		923259.0566	Hålskruv	Hollow screw		
1140	48	2		922371.0501	Tätning	Seal		
1160	49	1		923107.0470	Läckoljerör	Leak oil pipe		
1180	50	6		923259.0566	Hålskruv	Hollow screw		
1200	51	12		920058.005	Packning	Gasket		
1220	52	1		923110.0050	Insprutare	Injector		SEE GR 30, PAGE 21



Reservdelar - Spare parts
30
19

0250

Utgåva Issue		Bild nr Picture No		Bränsleinsprutningssystem TD61AW		Fuel injection system TD61AW		
980615		15430						
Pos. Fig.	Antal/Quantity			Art nr Part No	Benämning	Description	Sats Kit	Anmärkning Notes
53	6			921580.0001	V-ring	V-ring		SEE GR 30, PAGE 35
54	6			923107.0471	Ok	Yoke		
55	6			923107.0472	Pinnskruv	Stud		
56	6			923349.0347	Mutter	Nut		
57	1			923107.0473	Tryckrör	Delivery pipe		
58	1			923107.0474	Tryckrör	Delivery pipe		
59	1			923107.0475	Tryckrör	Delivery pipe		
60	1			923107.0476	Tryckrör	Delivery pipe		
61	1			923107.0477	Tryckrör	Delivery pipe		
62	1			923107.0478	Tryckrör	Delivery pipe		
63	2			923107.0479	Klammer	Clamp		
	1			923107.0480	Klammer	Clamp		
	1			923107.0481	Klammer	Clamp		
64	1			923107.0482	Klammer	Clamp		
65	1			923107.0450	Regulator	Regulator		
66	1			923107.0238	Matarpump	Feed pump		

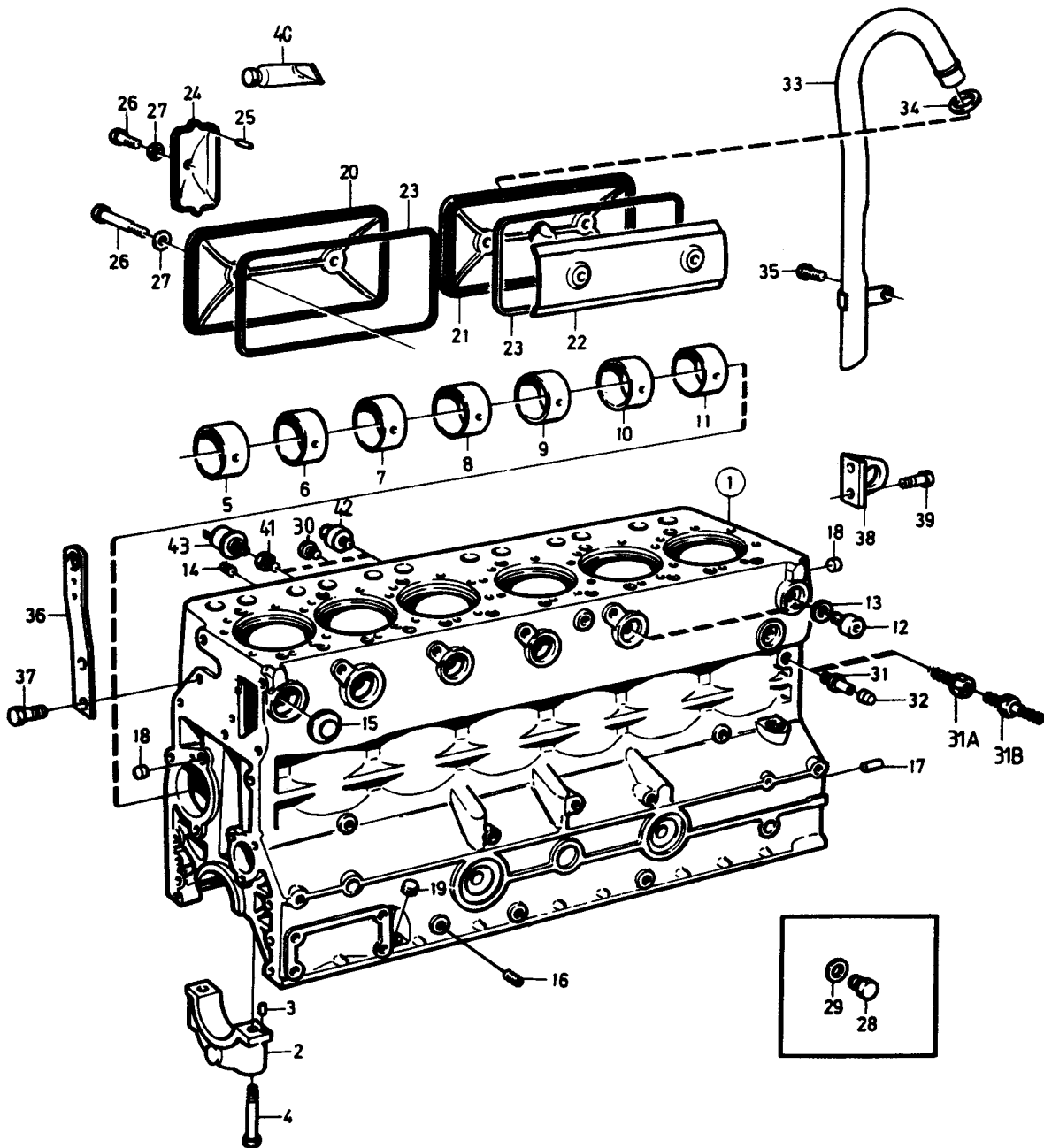


Reservdelar - Spare parts

30

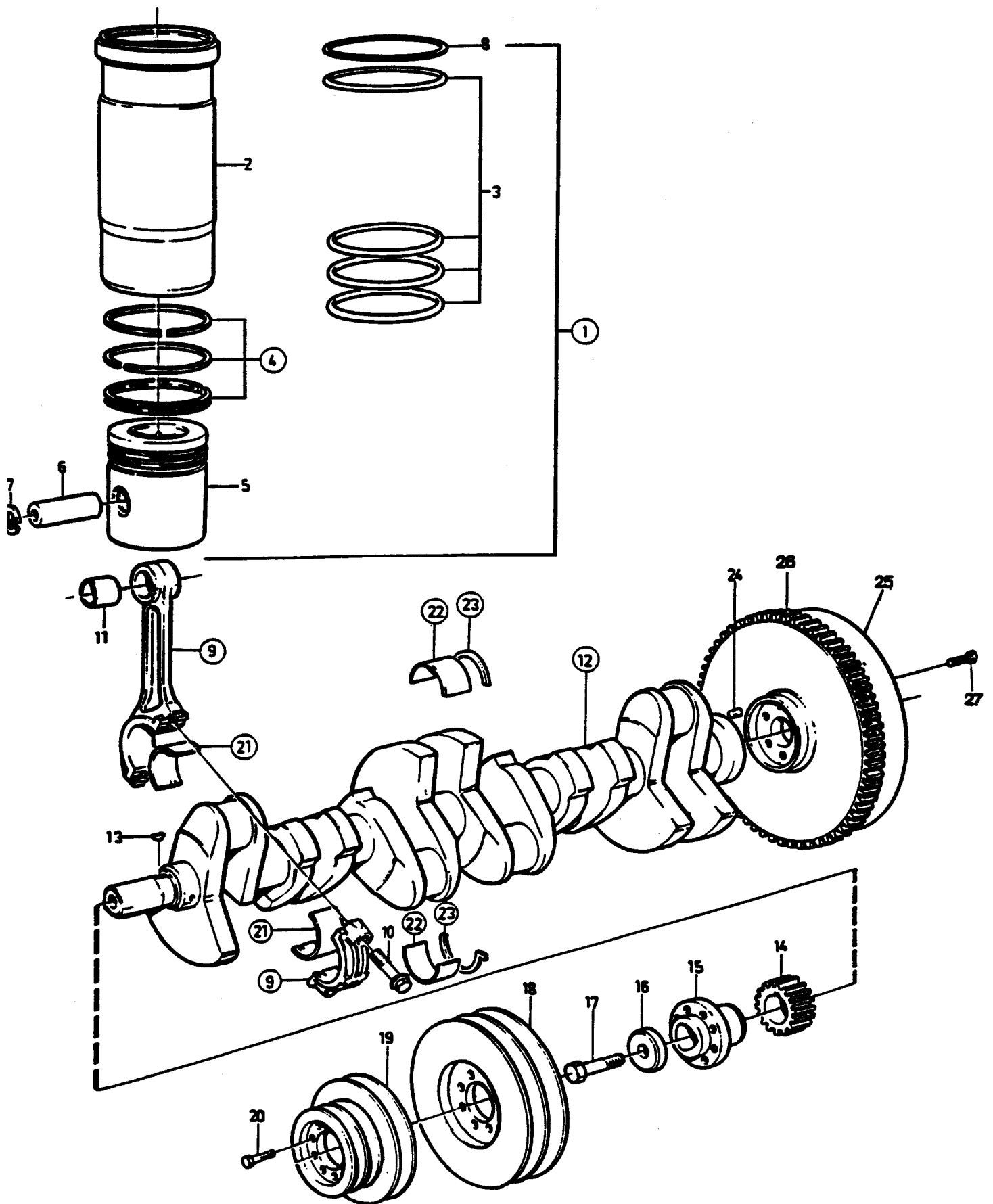
21

0400	Utgåva Issue		Bild nr Picture No		Insprutare TD61AW		Fuel injector TD61AW		
	980615		14861						
	Pos. Fig.	Antal/Quantity			Art nr Part No	Benämning	Description	Sats Kit	Anmärkning Notes
0020	1	1			923110.0050	Insprutare	Injector		
0040	2	1			923110.0051	•Spridare	•Nozzle		
0060	3	1			923107.0485	•Spridarhållare	•Nozzle holder		
0080	4	2			922371.0501	•Tätning	•Seal		
0100	5	1			923107.0486	•Skruv	•Screw		
0120	6	ERF			923107.0487	•Bricka	•Washer		TJ=1,00MM
0140		ERF			923107.0488	•Bricka	•Washer		TJ=1,04MM
0160		ERF			923107.0489	•Bricka	•Washer		TJ=1,08MM
0180		ERF			923107.0832	•Bricka	•Washer		TJ=1,12MM
0200		ERF			923107.0491	•Bricka	•Washer		TJ=1,16MM
0220		ERF			923107.0492	•Bricka	•Washer		TJ=1,20MM
0240		ERF			923107.0493	•Bricka	•Washer		TJ=1,24MM
0260		ERF			923107.0494	•Bricka	•Washer		TJ=1,28MM
0280		ERF			923107.0495	•Bricka	•Washer		TJ=1,32MM
0300		ERF			923107.0496	•Bricka	•Washer		TJ=1,36MM
0320		ERF			923107.0497	•Bricka	•Washer		TJ=1,40MM
0340		ERF			923107.0498	•Bricka	•Washer		TJ=1,44MM
0360		ERF			923107.0499	•Bricka	•Washer		TJ=1,48MM
0380		ERF			923107.0500	•Bricka	•Washer		TJ=1,56MM
0400		ERF			923107.0501	•Bricka	•Washer		TJ=1,60MM
0420		ERF			923107.0502	•Bricka	•Washer		TJ=1,64MM
0440		ERF			923107.0503	•Bricka	•Washer		TJ=1,68MM
0460		ERF			923107.0504	•Bricka	•Washer		TJ=1,72MM
0480		ERF			923107.0505	•Bricka	•Washer		TJ=1,76MM
0500		ERF			923107.0506	•Bricka	•Washer		TJ=1,80MM
0520		ERF			923107.0507	•Bricka	•Washer		TJ=1,86MM
0540		ERF			923107.0508	•Bricka	•Washer		TJ=1,88MM
0560		ERF			923107.0509	•Bricka	•Washer		TJ=1,92MM
0580		ERF			923107.0510	•Bricka	•Washer		TJ=1,96MM
0600	7	1			923107.0511	•Tryckfjäder	•Pressure spring		
0620	8	1			923107.0512	•Tryckstång	•Push rod		
0640	9	2			923107.0513	•Styrpinne	•Guide pin		
0660	10	1			923107.0514	•Bricka	•Washer		
0680	11	2			923107.0515	•Pinne	•Pin		
0700	12	1			921550.0002	•Spridarhylsa	•Nozzle sleeve		



Reservdelar - Spare parts

0450	Utgåva	Bild nr			Cylinderblock TD61AW				Cylinder block TD61AW			
	Issue	Picture No										
	980615	14187										
	Pos. Fig.	Antal/Quantity			Art nr Part No	Benämning	Description	Sats Kit	Anmärkning Notes			
0020	1	1			923107.0217	Cylinderblock	Cylinder block		ERS. AV/REPLACED BY 923349.0414			
0040												
0060		1			923349.0414	Cylinderblock	Cylinder block					
0080	2	7				•Överfall	•Cap					
0100	3	1			923107.0218	•Pinne	•Pin					
0120	4	14			923107.0219	•Skruv	•Screw					
0140	5	1			923107.0220	•Bussning	•Bushing					
0160	6	1			923107.0221	•Bussning	•Bushing					
0180	7	1			923107.0222	•Bussning	•Bushing					
0200	8	1			923107.0223	•Bussning	•Bushing					
0220	9	1			923107.0224	•Bussning	•Bushing					
0240	10	1			923107.0225	•Bussning	•Bushing					
0260	11	1			923107.0226	•Bussning	•Bushing					
0280	12	2			923107.0678	•Propp	•Plug					
0300	13	2			923349.0415	•Packning	•Gasket					
0320	14	7			923107.0229	•Plugg	•Plug					
0340	15	4			923349.0733	•Plugg	•Plug					
0360	16	2			3809	•Plugg	•Plug					
0380	17	2			923107.0232	•Pinne	•Pin					
0400	18	2			923107.0233	•Plugg	•Plug					
0420	19	1			923107.0233	Plugg	Plug					
0440	20	1			923349.0416	Lock	Cover					
0460	21	1			923259.0824	Lock	Cover					
0480	22	1			923349.0417	Plåt	Plate					
0500	23	2			920027.001	Packning	Gasket					
0520	24	1			923349.0418	Lock	Cover					
0540	25	1			923349.0419	Rörpinne	Tabular pin					
0560	26	5			923349.0420	Skruv	Screw					
0580	27	5			923107.0264	Tätningsring	Seal ring					
0600	28	1			923107.0458	Propp	Plug					
0620	29	1			921443.0003	Bricka	Washer					
0640	30	2			920307.003	Propp	Plug					
0660	31	1				Nippel	Nipple		103)			
0680									TID UTF ERS AV POS			
0700	31A	1			923107.0686	Nippel	Nipple		31A OCH 31B			
0720	31B	1			923349.0313	Kran	Tap		NY UTF			
0740	32	1			923107.0235	Skydd	Cover		NY UTF			
0760	33	1			923107.0236	Rör	Pipe		TID UTF			
0780	34	1			921555.0002	Tätningsring	Seal ring					
0800	35	1			923107.0359	Skruv	Screw					
0820	36	1				Lyftöra	Lifting ear					
0840	37	2			923349.0421	Skruv	Screw		L=30 MM			
0860	38	2				Lyftöra	Lifting ear					
0880	39	4			923349.0421	Skruv	Screw		L=30 MM			
0900	40	1			923107.0308	Tätningsmedel	Sealing compound					
0920	41	1			922531.0003	Nippel	Nipple					
0940	42	1			923546.0001	Kontakt,oljetryck,motor	Contact,eng.oil.press.					
0960	43	1			425817.8034	Oljetryckgivare,motor	Oil press.sensor,engine		SATS/KIT			

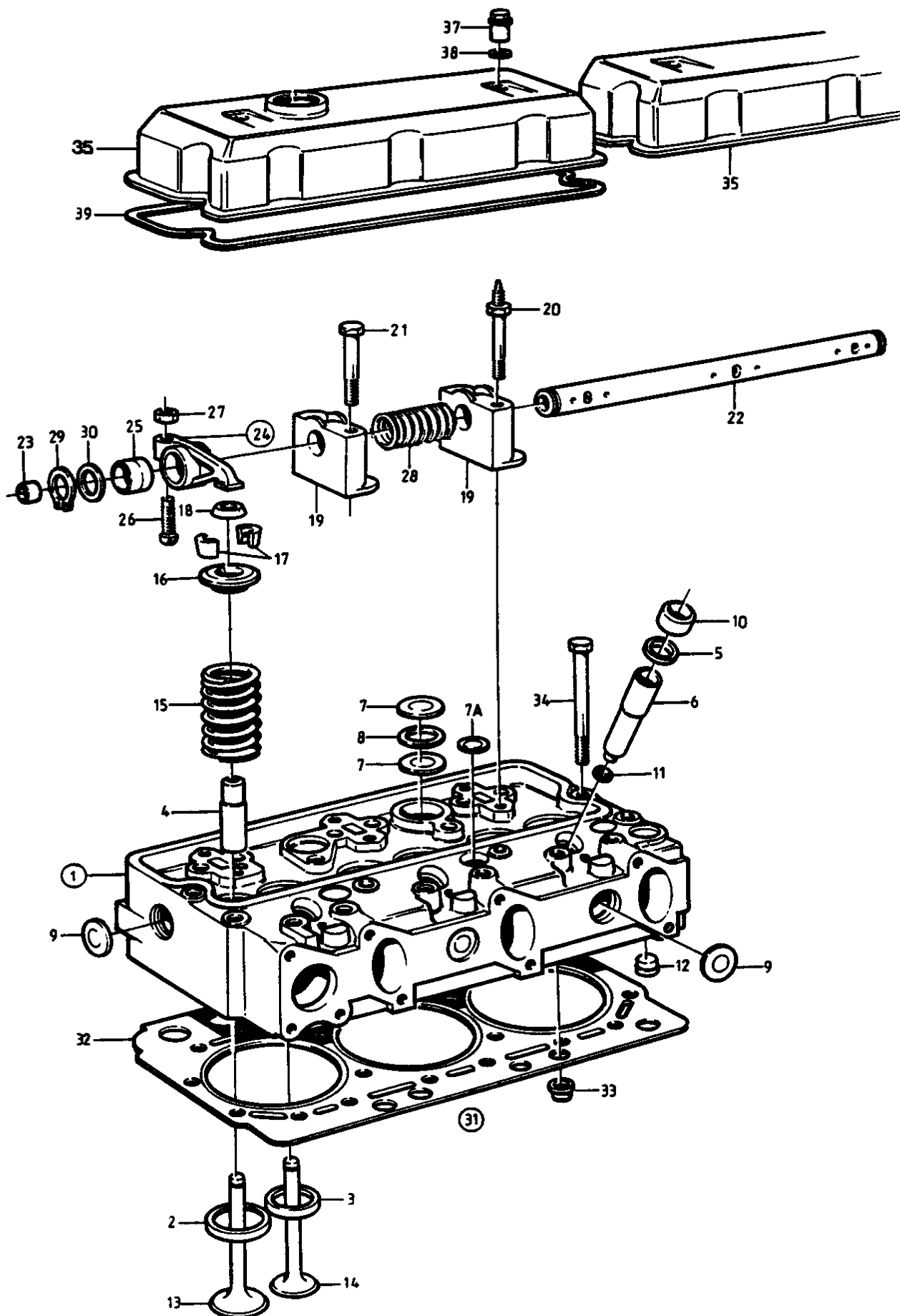


Reservdelar - Spare parts

30

25

0500	Utgåva Issue		Bild nr Picture No		Vevrörelse TD61AW		Crankshaft and related parts TD61AW	
	980615		16300					
Pos. Fig.	Antal/Quantity			Art nr Part No	Benämning	Description	Sats Kit	Anmärkning Notes
0020	1	6		923107.0266	Cylinderfodersats	Cylinder liner kit	S	TJL=0,20MM TJL=0,30MM TJL=0,50MM
0040	2	6			•Cylinderfoder	•Cylinder liner		
0060	3	6		923349.0467	•Tätningssats	•Seal kit		
0080	4	6		922303.0004	•Kolvringsats	•Piston ring kit		
0100	5	6			•Kolv	•Piston		
0120	6	6		923107.0268	•Tapp	•Pin		
0140	7	12		923107.0269	•Låsring	•Lock ring		
0160	8	ERF		923259.0295	Bricka	Washer		
0180		ERF		923259.0296	Bricka	Washer		
0200		ERF		923259.0297	Bricka	Washer		
0220	9	6		923107.0270	Vevstake	Connecting rod		
0240	10	12		923107.0271	•Skruv	•Screw		
0260	11	6		920350.008	•Bussning	•Bushing		
0300	12	1		923349.0429	Vevaxel	Crankshaft		
0320	13	1		923107.0274	•Kil	•Key		
0340	14	1		923107.0275	Kuggghjul	Gear		
0360	15	1		923107.0276	Nav	Hub		
0380	16	1		923107.0277	Bricka	Washer		
0400	17	1		923107.0278	Skruv	Screw		
0420	18	1		923705.0280	Svängningsdämpare	Vibration damper		
0440	19	1		923107.0280	Remskiva	Pulley		3 SPÅR/3 GROOVE L=60MM STD D 0,25MM UD 0,50MM UD 0,75MM UD 1,00MM UD 1,25MM UD STD D 0,25MM UD 0,50MM UD 0,75MM UD 1,00MM UD 1,25MM UD STD D 0,1MM ÖD 0,2MM ÖD 0,3MM ÖD
0460	20	8		923107.0281	Skruv	Screw		
0480	21	6		923107.0282	Vevlagersats	Crank shaft bearing kit		
0500		6		923107.0283	Vevlagersats	Crank shaft bearing kit		
0520		6		923107.0284	Vevlagersats	Crank shaft bearing kit		
0540		6		923107.0285	Vevlagersats	Crank shaft bearing kit		
0560		6		923107.0286	Vevlagersats	Crank shaft bearing kit		
0580		6		923107.0287	Vevlagersats	Crank shaft bearing kit		
0600	22	7		922371.0060	Ramlagersats	Base bearing kit		
0620		7		923107.0288	Ramlagersats	Base bearing kit		
0640		7		923107.0289	Ramlagersats	Base bearing kit		
0660		7		923107.0290	Ramlagersats	Base bearing kit		
0680		7		923107.0291	Ramlagersats	Base bearing kit		
0700		7		923107.0292	Ramlagersats	Base bearing kit		
0720	23	1		922371.0086	Tryckbricksats	Thrust washer kit		
0740		1		923107.0293	Tryckbricksats	Thrust washer kit		
0760		1		923107.0294	Tryckbricksats	Thrust washer kit		
0780		1		923107.0295	Tryckbricksats	Thrust washer kit		
0800	24	1		923107.0297	Pinne	Pin		
0820	25	1		425817.8015	Svängghjul	Flywheel		SATS/KIT
0850	26	1		923087.0001	•Kuggkrans	•Gear rim		
0860	27	6		923764.0293	•Skruv	•Screw		



Reservdelar - Spare parts

30

27

0550

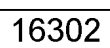

0550	Utgåva Issue		Bild nr Picture No		Cylinderlock TD61AW		Cylinder head TD61AW		
	980615		16301						
	Pos. Fig.	Antal/Quantity			Art nr Part No	Benämning	Description	Sats Kit	Anmärkning Notes
0020	1	2			923107.0243	Cylindertopp	Cylinder top		INSUG/INLET AVGAS/EXHAUST
0040	2	6			922371.0255	•Ventilsäte	•Valve seat		
0060	3	6			922371.0253	•Ventilsäte	•Valve seat		
0080	4	12			922371.0254	•Styrning	•Guide		
0100	5	6			921368.0004	•Packning	•Gasket		
0120	6	6			920030.003	•Hylsa	•Sleeve		
0140	7	8			920307.004	•Plugg	•Plug		
0160	7A	6			920307.004	•Plugg	•Plug		
0180	8	4			923107.0244	•Packning	•Gasket		
0200	9	8			923107.0245	•Plugg	•Plug		
0220	10	6			921581.0001	•Tätning	•Seal		
0240	11	6			920031.002	•O-ring	•O-ring		
0260	12	4				•Munstykke	•Jet		
0280	13	6			923107.0246	Insugningsventil	Induction valve		
0300	14	6			922371.0272	Avgasventil	Exhaust valve		
0320	15	12			922371.0258	Fjäder	Spring		
0340	16	12			922371.0273	Bricka	Washer		
0360	17	24			922371.0260	Lås	Lock		
0380	18	12			922371.0274	Skyddsring	Protection ring		
0400	19	6			923349.0425	Lagerbock	Bearing bracket		
0420	20	4			923107.0248	Pinnskruv	Stud		
0440	21	8			923107.0249	Skruv	Screw		
0460	22	2			923107.0250	Axel	Shaft		
0480	23	4			923107.0251	•Plugg	•Plug		
0500	24	6			923259.0641	Vipparm	Rocker arm		
0520		6			923107.0252	Vipparm	Rocker arm		
0540	25	12			923107.0253	•Bussning	•Bushing		
0560	26	12			923107.0254	•Bult	•Bolt		
0580	27	12			923107.0255	•Mutter	•Nut		
0600	28	4			923107.0256	Fjäder	Spring		
0620	29	4			923107.0257	Låsring	Lock ring		
0640	30	4			923107.0258	Bricka	Washer		
0660	31	2			923107.0259	Packningssats	Gasket kit		
0680	32	2				•Packning	•Gasket		
0700	33	12			923107.0260	•Tätningsring	•Seal ring		
0720		16			921581.0003	•Tätningsring	•Seal ring		
0740		2			921581.0002	•Tätningsring	•Seal ring		
0760	34	40			923107.0261	Skruv	Screw		
0780	35	2			923107.0262	Kåpa	Cover		
0800	36								
0820	37	4			923107.0263	Mutter	Nut		
0840	38	4			923107.0264	Tätningsring	Seal ring		
0860	39	2			923107.0265	Packning	Gasket		
0880		1			923110.0293	Tätningssats	Seal kit		
									SOTNING/DECARBONIZING

Reservdelar - Spare parts

30

29

0600	Utgåva Issue		Bild nr Picture No		Kamaxel,transmissionshus och drev TD61AW		Camshaft,timing gear and gears TD61AW	
	980615		14197					
Pos. Fig.	Antal/Quantity			Art nr Part No	Benämning	Description	Sats Kit	Anmärkning Notes
0020	1	1		923107.0305	Transmissionshus	Transmission case		
0040	2	1		923107.0306	Pinne	Pin		
0060	3	1		923107.0307	Pinne	Pin		
0080	4	1		923107.0308	Tätningssmedel	Sealing compound		
0100	5	2		923107.0309	Skruv	Screw		L=28MM
0120		2		923107.0310	Skruv	Screw		L=58MM
0140	6	1		923107.0275	Kugghjul	Gear		VEVAXEL/CRANKSHAFT
0160	7	1		923468.0046	Spindel	Spindle		
0180	8	1		923705.0274	Kugghjul	Gear		
0200	9	1		923107.0313	Tryckbricka	Thrust washer		
0220	10	3		923107.0314	Skruv	Screw		
0240	11				Kugghjul	Gear		KAMAXEL/CAMSHAFT
0260								SEE FIG 41
0280	12	1		442	Kugghjul	Gear		SN-XXXXXXXXXX/48350
0300		1		923349.0357	Kugghjul	Gear		SNXXXXXXXXXX/48351-
0320								NITRO
0340	13	1		923107.0453	Kugghjul	Gear		INSRUTNINGSPUMP/
0360								FUEL INJECTION PUMP
0380	14	1		923107.0620	Kugghjul	Gear		OLJEPUMP/OIL PUMP
0400	15	1		923107.0315	Kugghjul	Gear		OLJEPUMP/OIL PUMP
0420	16	1			Lock	Cover		
0440	17	1			•Lock	•Cover		
0460	18	1		922371.0343	•Tätningssring	•Seal ring		
0480	19	1		922371.0343	•Tätning	•Seal		
0520	20	1		923107.0308	Tätningssmedel	Sealing compound		
0540	21	1		923107.0328	Skruv	Screw		L=90MM
0560		6		923107.0317	Skruv	Screw		L=80MM
0580		2		923107.0318	Skruv	Screw		L=45MM
0600		1		923107.0319	Skruv	Screw		L=55MM
0620		7		923107.0320	Skruv	Screw		L=40MM
0640	22	1		923259.0830	Lock	Cover		
0660	23	1		922371.0250	Tätning	Seal		
0680	24	1		923107.0321	Skruv	Screw		L=30MM
0700		1		923107.0322	Skruv	Screw		L=60MM
0720	25	2		923107.0323	Bricka	Washer		
0740	26	1		923349.0426	Lock	Cover		
0760	27	1		923107.0326	O-ring	O-ring		
0780	28	3		923107.0327	Skruv	Screw		
0800	29	3		920771.0001	Fjäderbricka	Spring washer		
0820	30	3		923107.0324	Pinnskruv	Stud		
0840	31	3		923107.0325	Mutter	Nut		
0860	32	1		922747.0001	Lock	Cover		
0880	33	1		4660	Packning	Gasket		
0900	34	1		921022.0005	Propp	Plug		
0920	35	1		923107.0400	Packning	Gasket		
0940	36	1		923107.0299	Kamaxel	Cam shaft		
0960	37	1		383	•Pinne	•Pin		
0980	38	1		923107.0300	Fläns	Flange		
1000	39	1			Bussning	Bushing		
1020	40	2		923107.0301	Skruv	Screw		
1040	41	1		923107.0302	Drev	Gear		SN-XXXXXXXXXX/48350
1060		1		923349.0382	Drev	Gear		SNXXXXXXXXXX/48351-
1080								NITRO
1100	42	3		923107.0303	Skruv	Screw		
1120	43	12		923107.0304	Ventillyftare	Tappet		
1140	44	12		922371.0127	Tryckstång	Push rod		

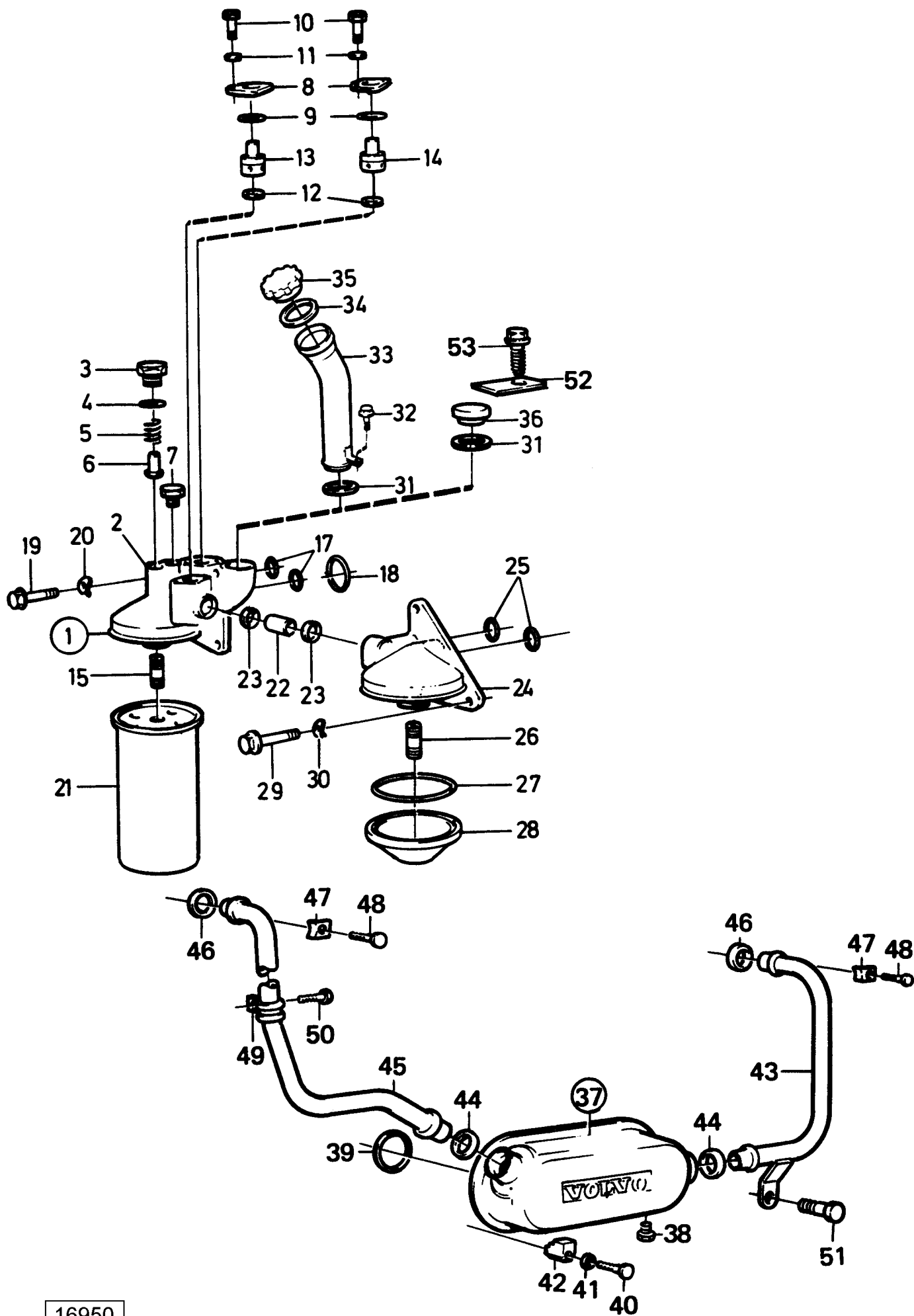


Reservdelar - Spare parts

30

31

0650	Utgåva Issue		Bild nr Picture No		Smörjsystem med oljesump TD61AW		Lubricating system with oil sump TD61AW		
	980615		16302						
	Pos. Fig.	Antal/Quantity			Art nr Part No	Benämning	Description	Sats Kit	Anmärkning Notes
0020	1	1			923107.0344	Oljepump	Oil pump		ERS AV/REPLACED BY 923349.0568
0040									
0060		1			923110.0291	•Rep.sats	•Repair kit		
0080		1			923349.0568	Oljepump	Oil pump		
0100		1			923110.0291	•Rep.sats	•Repair kit		
0120	2	4			923107.0249	Skruv	Screw		
0140	3	2			923705.0322	Skruv	Screw		
0160	4	1			923107.0346	Sil	Strainer		104)SN8467/XXXXX-
0180	5	2			923107.0347	Skruv	Screw		
0200	5A	1			923349.0430	Bricka	Washer		SN8467/XXXX-
0220	6	2			923107.0348	Mutter	Nut		
0240	7	2			923107.0349	Tätningsring	Seal ring		
0260	8	2			923107.0317	Skruv	Screw		
0280	9	1			923636.0893	Mellanstycke	Intermediate piece		
0300	10	2			923107.0352	Skruv	Screw		
0320	11	2			923107.0350	Bricka	Washer		
0340	12	2			923107.0353	Anslutning	Connection		
0360	13	2			923107.0354	Skärring	Cone ring		
0380	14	1			923107.0353	Anslutning	Connection		
0400	15	1			923107.0354	Skärring	Cone ring		
0420	16	2			923107.0355	Tätningsring	Seal ring		
0440	17	1			923107.0356	Oljerör	Oil pipe		
0460	18	1			923107.0357	Oljerör	Oil pipe		
0480	19	1			923107.0358	Klamma	Clamp		
0500	20	1			923107.0359	Skruv	Screw		
0520	21	1			923705.0552	Klamma	Clamp		
0540	22	1			923107.0359	Skruv	Screw		
0560	23	1			923107.0348	Mutter	Nut		
0580	24	1			923107.0361	Plåt	Plate		SN8467/XXXX-
0600	25	2			923107.0359	Skruv	Screw		
0620	26	1			923107.0374	O-ring	O-ring		
0640	27	1			923107.0355	Tätningsring	Seal ring		
0660	28	1			923349.0569	Sil	Strainer		SNXXXXXXXXXX/60987-
0680	29	2			923349.0445	Skruv	Screw		
0700	30	2			923349.0570	Skruv	Screw		
0720	31	4			923107.0350	Bricka	Washer		
0740	32	1			923107.0362	Oljesump	Oilsump		
0780	33	1			923349.0553	Packning	Gasket		
0800	34	1			921753.0002	Propp	Plug		
0820	35	1			923107.0363	Packning	Gasket		
0840	36	34			923107.0359	Skruv	Screw		
0860	37	1			923107.0365	Rör	Pipe		
0880	38	1			923107.0366	Nivåsticka	Dipstick		ERS AV/REPLACED BY 923349.0431
0900									SNXXXXXXXXXX/39719-
0920		1			923349.0431	Nivåsticka	Dipstick		
0940	39	1			923107.0869	•O-ring	•O-ring		
0960	40					Oljefilter	Oil filter		SEE GR 30, PAGE 33
0980	41					Oljekylare	Oil cooler		SEE GR 30, PAGE 33



Reservdelar - Spare parts

30

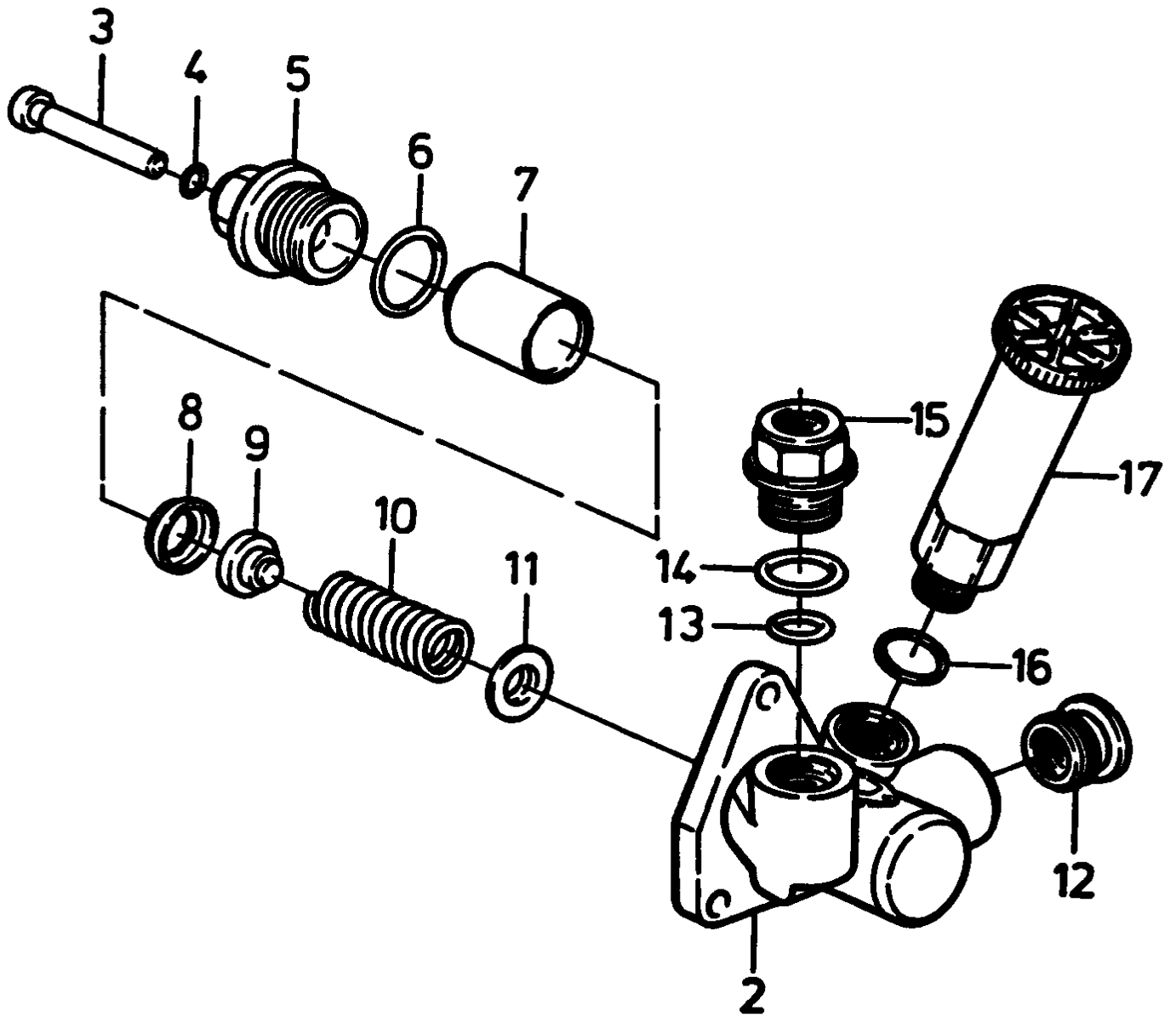
33

0670	Utgåva Issue		Bild nr Picture No		Oljefilter och oljekylare med monteringsdetaljer TD61AW		Oil filter and oil cooler with installation components TD61AW		
	Pos. Fig.	Antal/Quantity			Art nr Part No	Benämning	Description	Sats Kit	Anmärkning Notes
0020	1	1			923107.0369	Hus	Housing		
0040	2	1				•Hus	•Housing		
0060	3	1			923107.0370	•Plugg	•Plug		
0080	4	1			920058.004	•Packning	•Gasket		
0100	5	1			923107.0371	•Fjäder	•Spring		
0120	6	1			923107.0372	•Ventil	•Valve		
0140	7	1			920307.003	•Propp	•Plug		
0160	8	2			923107.0373	•Lock	•Cover		
0180	9	2			923107.0374	•O-ring	•O-ring		
0200	10	4			923107.0375	•Skruv	•Screw		
0220	11	4			3019	•Bricka	•Washer		
0240	12	2			923107.0376	•Tätningsring	•Seal ring		
0260	13	1			923107.0377	•Reduceringsventil	•Reducing valve		RÖD/RED
0280	14	1			923107.0378	•Reduceringsventil	•Reducing valve		BLÅ/BUE
0300	15	1			923109.0231	•Nippel	•Nipple		
0320	16	1			923110.0057	Smörjoljefilter	Lubricating oil filter		ALT BY-PASS
0340	17	2			920777.0004	O-ring	O-ring		
0360	18	1			923107.0380	O-ring	O-ring		
0380	19	2			921595.0006	Skruv	Screw		L=25MM
0400		1			923107.0381	Skruv	Screw		L=65MM
0420	20	3			923107.0382	Fjäderbricka	Spring washer		
0440	21	1			921691.0001	Oljefilter	Oil filter		
0460	22	1			923107.0383	Rör	Pipe		
0480	23	2			923107.0355	Tätningssring	Seal ring		
0500	24	1			923107.0384	Hus	Housing		
0520	25	2			920777.0004	O-ring	O-ring		
0540	26	1			923107.0385	Nippel	Nipple		
0560	27	1			923349.0432	O-ring	O-ring		
0580	28	1			923107.0387	Lock	Cover		
0600	29	3			921595.0006	Skruv	Screw		
0620	30	3			923107.0382	Fjäderbricka	Spring washer		
0640	31	1			923107.0868	Tätningssring	Seal ring		
0660	32	1			923107.0359	Skruv	Screw		
0680	33	1			921074.0002	Rör	Pipe		
0700	34	1				Packning	Gasket		
0720	35	1			923107.0367	Lock	Cover		
0740	36	1				Plugg	Plug		ALT
0760	37	1			923110.0066	Oljekylare	Oil cooler		SN-XXXXXXXXXX/23336
0780	38	1			921559.0001	•Propp	•Plug		
0800	39	2			923107.0388	Tätningssring	Seal ring		
0820	40	4			923107.0389	Skruv	Screw		
0840	41	4			923107.0382	Fjäderbricka	Spring washer		
0860	42	4			923107.0390	Hållare	Holder		
0880	43	1			923107.0391	Kylvattenrör	Cooling pipe		68)
0900	44	2			923107.0392	Tätningssring	Seal ring		
0920	45	1			923107.0448	Kylvattenrör	Cooling pipe		69)
0940	46	2			923107.0393	Tätningssring	Seal ring		
0960	47	2			923349.0041	Klamma	Clamp		
0980	48	1			923107.0359	Skruv	Screw		L=16MM
1000		1			923349.0042	Skruv	Screw		L=20MM
1020	49	1			923107.0638	Klamma	Clamp		
1040	50	1			923107.0359	Skruv	Screw		
1060	51	1			923107.0543	Skruv	Screw		
1080	52	1				Fäste	Bracket		ALT
1100	53	1			923107.0359	Skruv	Screw		ALT

68. Cylinderblock-oljekylare Cylinder block-oil cooler

69. Oljekylare-Termostathus Oil cooler-Thermostat housing

①



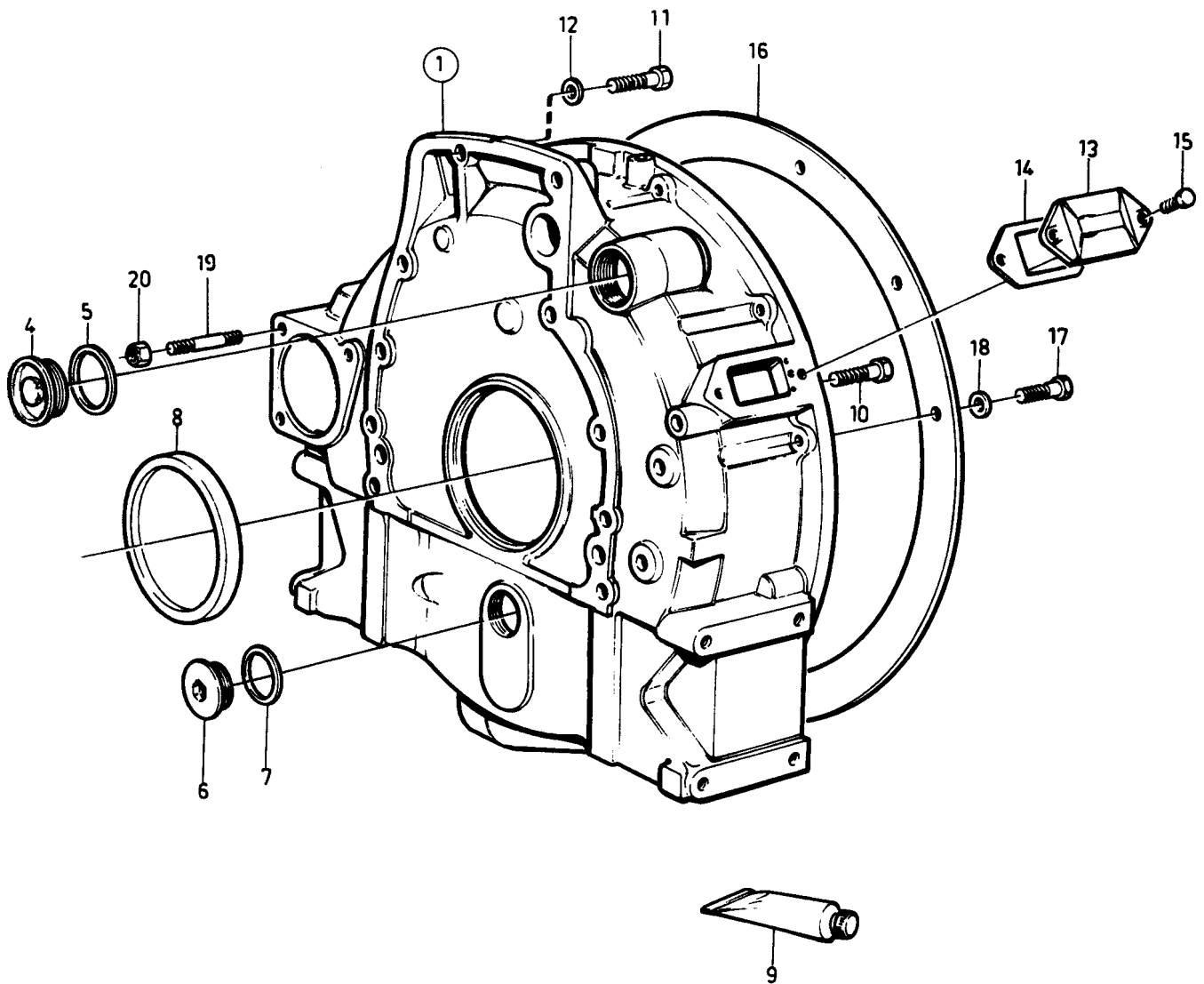
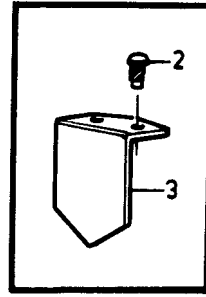
Reservdelar - Spare parts

30

35

0700

0700	Utgåva Issue		Bild nr Picture No		Matarpump TD61AW		Fuel feed pump TD61AW				
	980615		14195								
	Pos. Fig.	Antal/Quantity			Art nr Part No	Benämning	Description	Sats Kit		Anmärkning Notes	
0020	1	1			923107.0238	Matarpump	Feed pump				
0060	2	1				•Hus	•Housing				
0080	3	1				•Tryckstång	•Push rod				
0100	4	1				•O-ring	•O-ring				
0120	5	1				•Hus	•Housing				
0140	6	1			923107.0640	•O-ring	•O-ring				
0160	7	1				•Kolv	•Piston				
0180	8	1				•Distansring	•Spacer ring				
0200	9	1				•Ventil	•Valve				
0220	10	1				•Tryckfjäder	•Pressure spring				
0240	11	2				•Bricka	•Washer				
0260	12	1				•Förskruvning	•Fitting				
0280	13	1			923436.0237	•Tätning	•Seal				
0300	14	1			923107.0241	•O-ring	•O-ring				
0320	15	1			923349.0584	•Förskruvning	•Fitting				
0340	16	1			923107.0242	•Packning	•Gasket				
0360	17	1			920614.0001	•Handpump	•Hand pump				

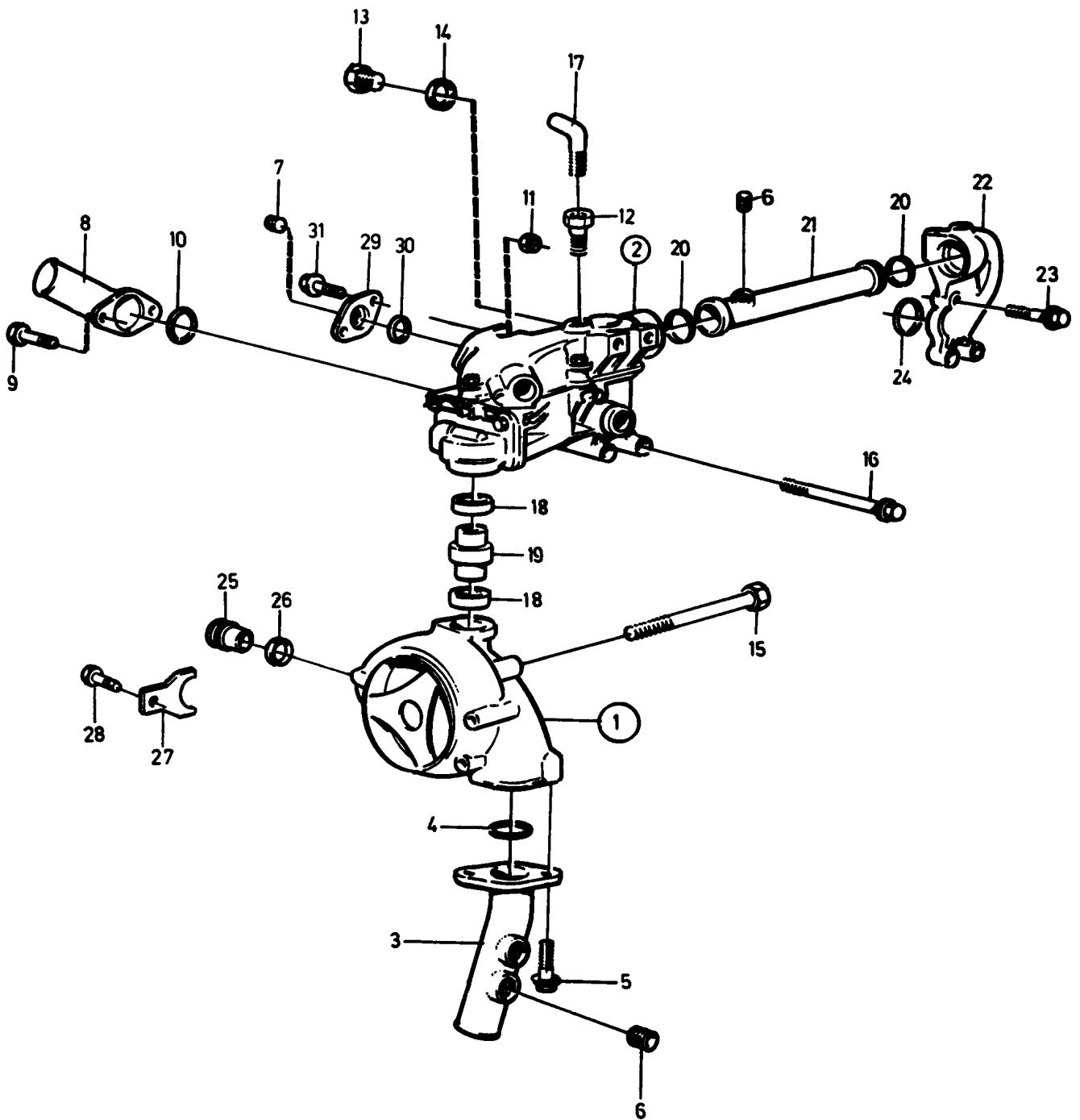


16304

Reservdelar - Spare parts
30
37

0750

Utgåva Issue		Bild nr Picture No		Svänghjulskåpa TD61AW		Flywheel housing TD61AW		
980615		16304						
Pos. Fig.	Antal/Quantity			Art nr Part No	Benämning	Description	Sats Kit	Anmärkning Notes
1	1				Svänghjulskåpa	Flywheel casing		
2	2			923349.0423	Skruv	Screw		
3	1			923349.0424	Visare	Pointer		
4	1			923107.0678	Propp	Plug		
5	1			920983.0002	Packning	Gasket		
6								NOT USED
7								NOT USED
8	1			923107.0237	Tätningsring	Seal ring		
9	1			923107.0308	Tätningsmedel	Sealing compound		
10	6				Skruv	Screw		L=55MM
	2				Skruv	Screw		L=75MM
11	2				Skruv	Screw		L=65MM
12	2			920336.002	Bricka	Washer		
13	1				Lock	Cover		
14	1			923349.0469	Packning	Gasket		
15	2				Skruv	Screw		
16	1				Distansring	Spacer ring		
17	12			923349.0351	Skruv	Screw		
18	12			98202	Fjäderbricka	Spring washer		
19	3			923107.0536	Pinnskruv	Stud		
20	3			923349.0347	Mutter	Nut		

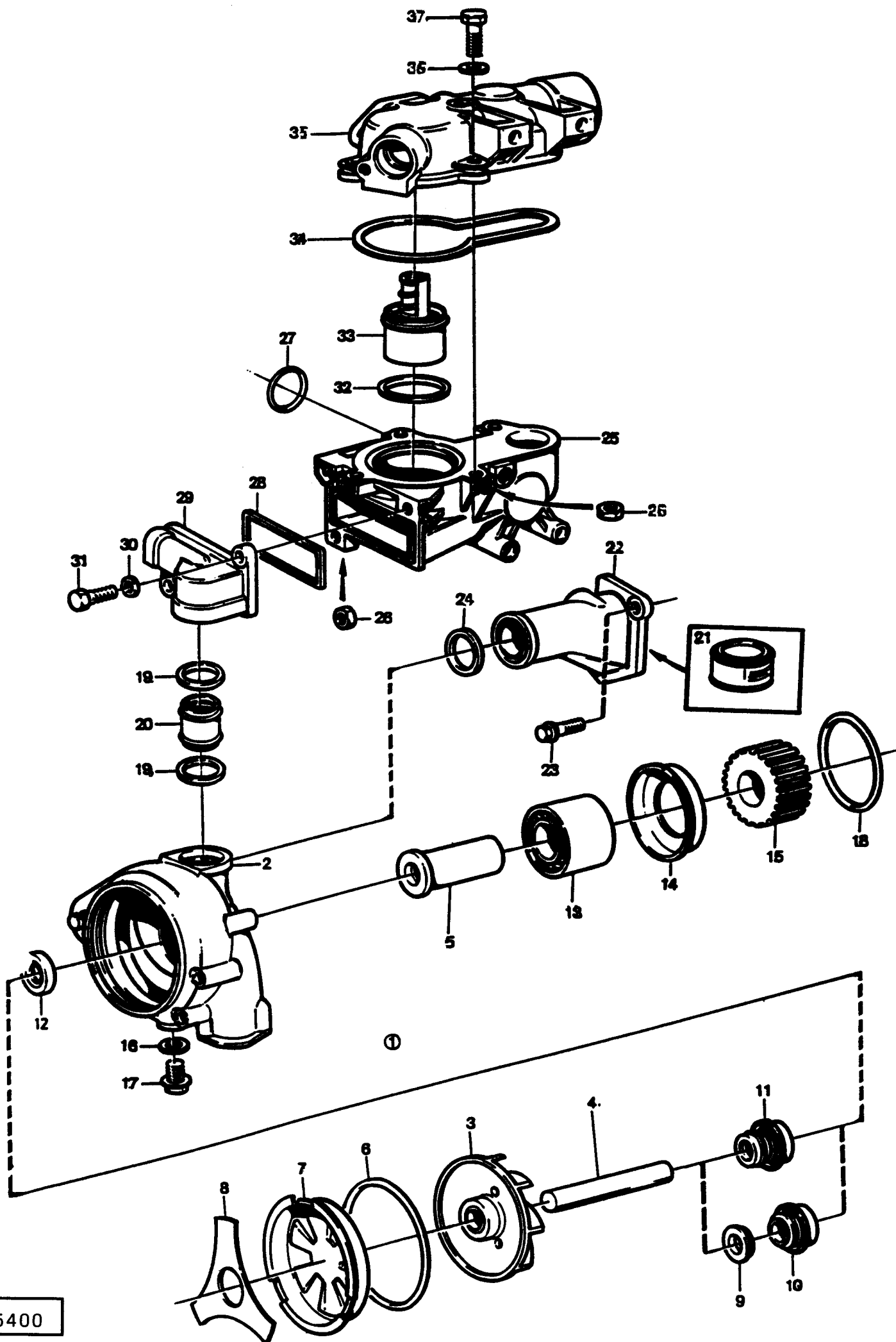


Reservdelar - Spare parts

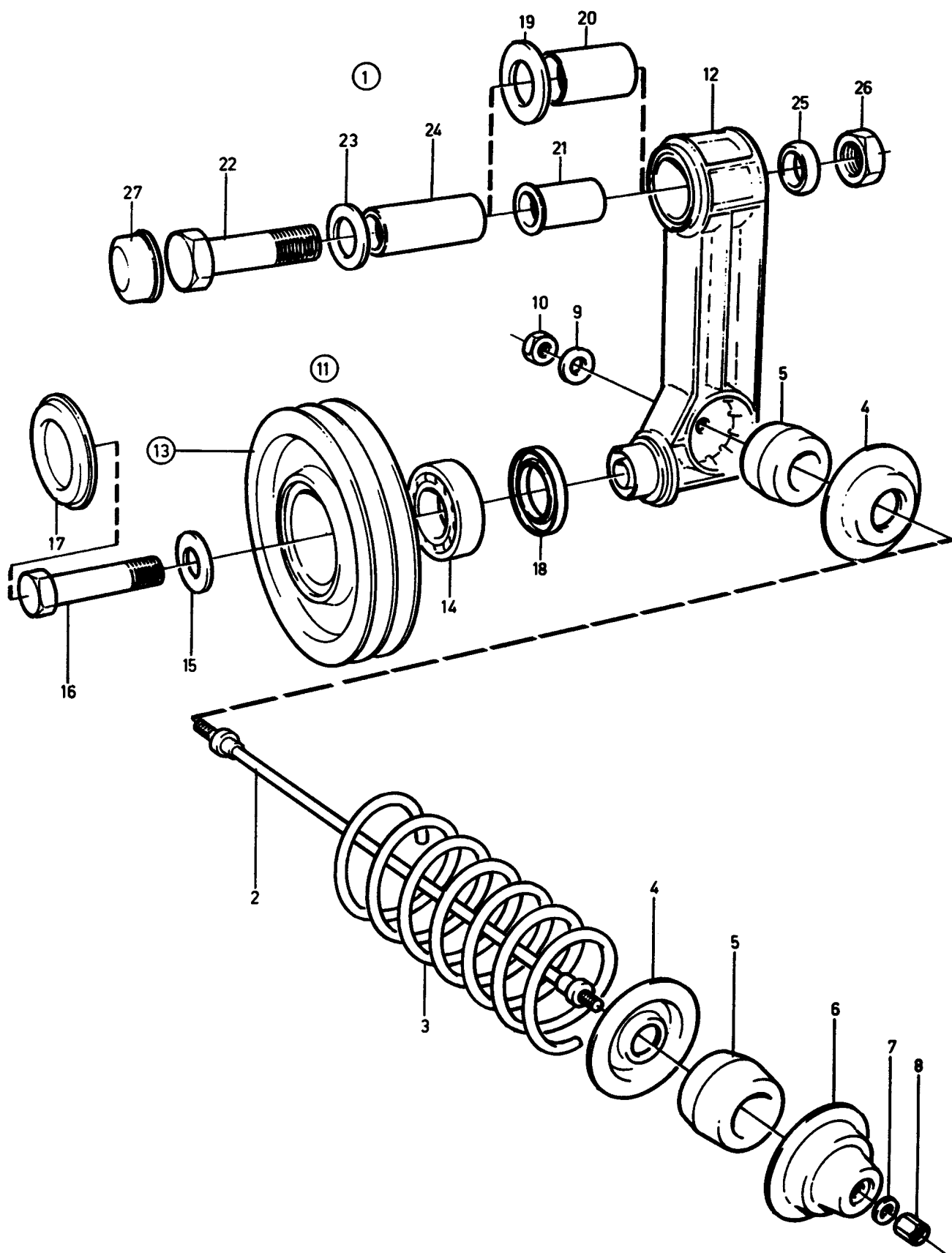
30

39

0850	Utgåva	Bild nr	Vattenpump och termostat			Water pump and thermostat			
	Issue	Picture No	med monteringsdetaljer			with installation details			
	980615	14191	TD61AW			TD61AW			
	Pos. Fig.	Antal/Quantity			Art nr Part No	Benämning	Description	Sats Kit	Anmärkning Notes
0020	1	1			923110.0060	Vattenpump	Water pump		SEE GR 30, PAGE 41
0030		1			923349.0765	Vattenpump	Water pump		SEE GR 30, PAGE 41
0040	2	1				Termostathus	Thermostat housing		SEE GR 30, PAGE 41
0060	3	1			923107.0395	Kylvattenrör	Cooling pipe		
0080	4	1			923107.0396	O-ring	O-ring		
0100	5	2			923107.0327	Skruv	Screw		
0120	6	3			94324	Propp	Plug		
0140	7	1			94324	Propp	Plug		SN-1101010219/XXXXX
0160		1			921022.0005	Propp	Plug		SN1101010220/XXXXX-
0180	8	1			923107.0397	Rör	Pipe		
0200	9	2			923107.0327	Skruv	Screw		
0220	10	1			923107.0396	O-ring	O-ring		
0240	11	2			923107.0398	Mutter	Nut		
0260	12	1			923349.0043	Nippel	Nipple		SNXXXXXXXXXX/11442-
0280	13	1			921022.0005	Propp	Plug		
0300	14	1			923107.0400	Packning	Gasket		
0320	15	4			923107.0401	Skruv	Screw		
0340	16	3			923107.0402	Skruv	Screw		
0360	17	1			923705.0295	Vinkelnippel	Nipple		
0380	18	2			923107.0403	Tätningsring	Seal ring		
0400	19	1			923107.0404	Rör	Pipe		
0420	20	2			923107.0403	Tätningsring	Seal ring		
0440	21	1			923107.0405	Rör	Pipe		
0460	22	1			923107.0406	Rör	Pipe		
0480	23	1			923107.0389	Skruv	Screw		L=50MM
0500		2			923107.0407	Skruv	Screw		L=45MM
0520	24	1			923107.0408	O-ring	O-ring		
0540	25	1			923107.0643	Propp	Plug		
0560	26	1			923107.0340	Tätningsring	Seal ring		
0580	27	1			923107.0341	Bygel	Yoke		
0600	28	1			923107.0342	Skruv	Screw		
0620	29	1				Fläns	Flange		SN-1101010219/XXXXX
0640		1			923349.0315	Fläns	Flange		SN1101010220/XXXXX-
0660	30	1			923107.0409	O-ring	O-ring		
0680	31	2			923107.0327	Skruv	Screw		



0900	Utgåva Issue 980615		Bild nr Picture No 15400		Vattenpump och termostat TD61AW		Water pump and thermostat TD61AW		
	Pos. Fig.	Antal/Quantity			Art nr Part No	Benämning	Description	Sats Kit	Anmärkning Notes
0020	1	1			923110.0060	Vattenpump	Water pump		SNXXXXXXXXXX/46630- ERS AV 923349.0765 ERS 923110.0060
0021									
0030			1		923349.0765	Vattenpump	Water pump		
0040		1	1		923349.0452	•Rep.sats	•Repair kit		
0060	2	1	1			•Hus	•Housing		
0080	3	1	1		923349.0771	•Pumphjul	•Impeller		
0100	4	1	1		923259.0775	•Axel	•Shaft		
0120	5	1	1		923349.0772	•Axel	•Shaft		
0140	6	1	1		923349.0773	•O-ring	•O-ring		
0160	7	1	1		923349.0774	•Lock	•Cover		
0180	8	1	1		923349.0775	•Fjäder	•Spring		
0200	9								
0220	10								NOT USED
0240	11	1	1		923349.0571	•Tätningsring	•Seal ring		NOT USED
0260	12	1			923107.0410	•Tätningsring	•Seal ring		
0270			1		923109.0276	•Tätningsring	•Seal ring		
0280	13	1	1		923107.0411	•Lager	•Bearing		
0300	14	1	1		923349.0776	•Låsring	•Lock ring		
0320	15	1	1		923349.0777	•Kugghjul	•Gear		
0340	16	1	1		923349.0045	•Bricka	•Washer		
0360	17	1	1		923107.0568	•Skruv	•Screw		
0380	18	1	1		923107.0412	O-ring	O-ring		
0400	19	2	2		923107.0403	Tätningsring	Seal ring		
0420	20	1	1		923107.0404	Rör	Pipe		
0440	21	ERF	ERF		923107.0308	Tätningsmedel	Sealing compound		
0460	22	1	1		923349.0438	Mellanlägg	Spacer		
0480	23	2	2		923107.0327	Skruv	Screw		
0500	24	1	1		923107.0368	Tätningsring	Seal ring		
0520	25	1			923107.0394	Termostathus	Thermostat housing		ERS AV 923349.0766
0530			1		923349.0766	Termostathus	Thermostat housing		
0540	26	4	4		923107.0398	Mutter	Nut		
0560	27	1	1		923107.0408	O-ring	O-ring		
0580	28	1	1		923107.0413	Tätningsring	Seal ring		
0600	29	1	1		923110.0418	Hus	Housing		
0620	30	2	2		920771.0001	Låsbricka	Lock washer		
0640	31	2	2		923107.0327	Skruv	Screw		
0660	32	1	1		923107.0414	Tätningsring	Seal ring		
0680	33	1	1		923705.0502	Termostat	Thermostat		82°C ÄUTF 75°C SNXXXXXXXXXX/23531-
0700		1	1		923110.0351	Termostat	Thermostat		
0720									
0740	34	1	1		923107.0415	Tätningsring	Seal ring		ERS AV 923349.0767
0760	35	1			923110.0398	Lock	Cover		
0770			1		923349.0767	Lock	Cover		
0780	36	4	4		920771.0001	Låsbricka	Lock washer		
0800	37	4	4		923259.0678	Skruv	Screw		



Reservdelar - Spare parts

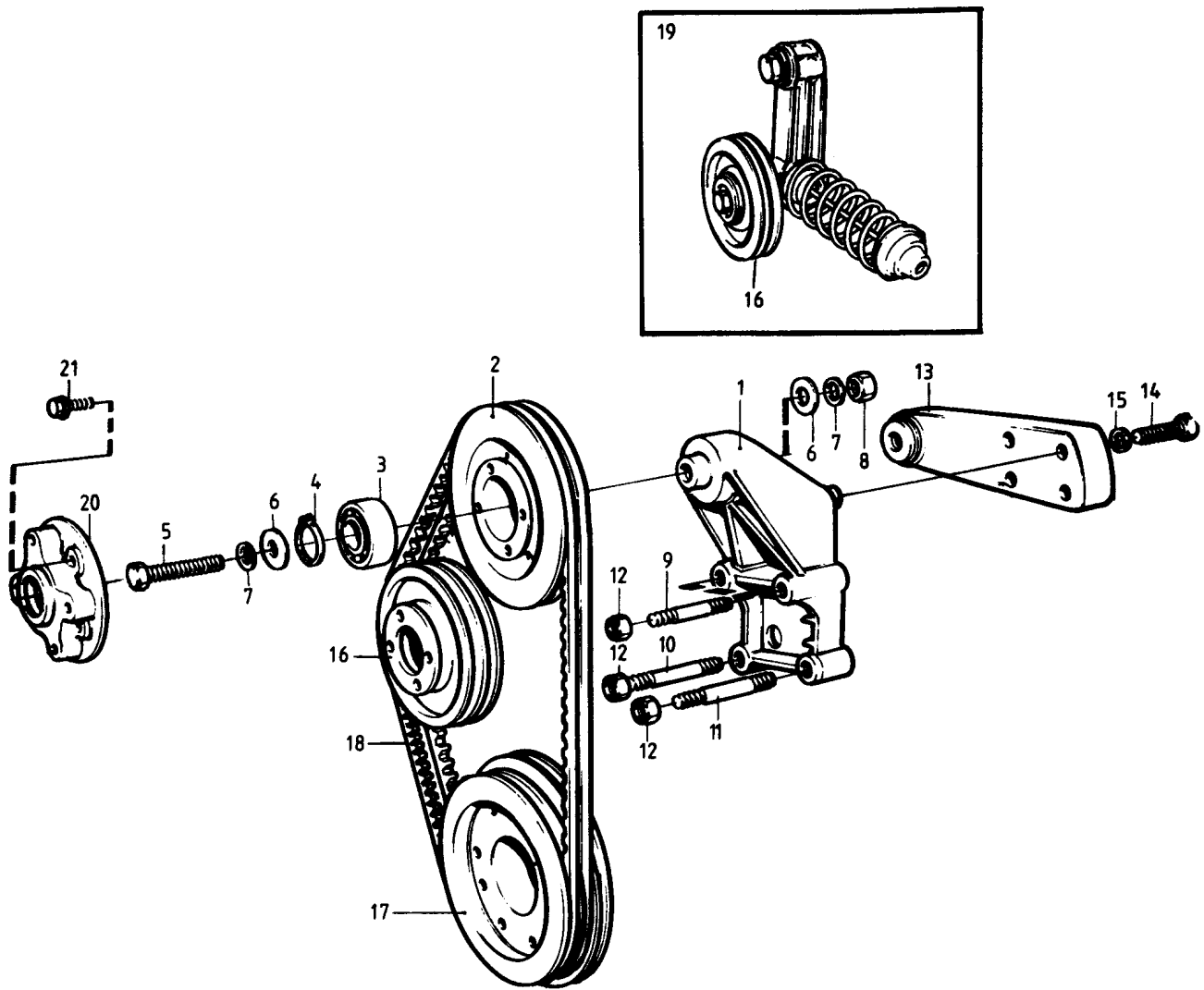
30

43

0950

0950	Utgåva Issue		Bild nr Picture No		Automatisk remsträckare med monteringsdetaljer TD61AW		Automatic belt tensioner and installation components, TD61AW		
	Pos. Fig.	Antal/Quantity			Art nr Part No	Benämning	Description	Sats Kit	Anmärkning Notes
0020	1	1				Remsträckare	Belt adjuster		TID UTF TID UTF ERS AV/REPLA- CED BY 923107.0434 NY UTF
0040	2	1			923107.0421	•Wire	•Wire		
0060	3	1			923107.0422	•Fjäder	•Spring		
0080	4	2			923107.0423	•Bricka	•Washer		
0100	5	2			923107.0424	•Bussning	•Bushing		
0120	6	1			923107.0425	•Fjäderfäste	•Spring bracket		
0140	7	1			3019	•Bricka	•Washer		
0160	8	1			923107.0426	•Mutter	•Nut		
0180	9	1			923107.0427	•Bricka	•Washer		
0200	10	1			923107.0428	•Mutter	•Nut		
0220	11	1				•Remsträckare	•Belt adjuster		
0240	12	1			923107.0429	••Arm	••Arm		
0260	13	1			923107.0433	••Remskiva	••Pulley		
0280	14	1			923107.0132	•••Kullager	•••Ball bearing		
0300	15	1			923107.0438	••Bricka	••Washer		
0320	16	1			923107.0437	••Skruv	••Screw		
0340	17	1			923107.0436	••Kåpa	••Cover		
0360	18	1			923107.0435	••Tätningsring	••Seal ring		
0380	19	1			922248.0002	••Slitring	••Wear ring		
0400	20	1				••Bussning	••Bushing		
0420									
0440	21	1			923107.0434	••Bussning	••Bushing		
0460	22	1			923107.0430	Skruv	Screw		
0480	23	1			4692	Bricka	Washer		
0500	24	1			923107.0431	Axel	Shaft		
0520	25	1			923349.0318	Tätningring	Seal ring		
0540	26	1			923107.0432	Mutter	Nut		
0560	27	1			923349.0046	Skyddskåpa	Protecting cover		

TID UTF
TID UTF ERS AV/REPLA-
CED BY 923107.0434
NY UTF



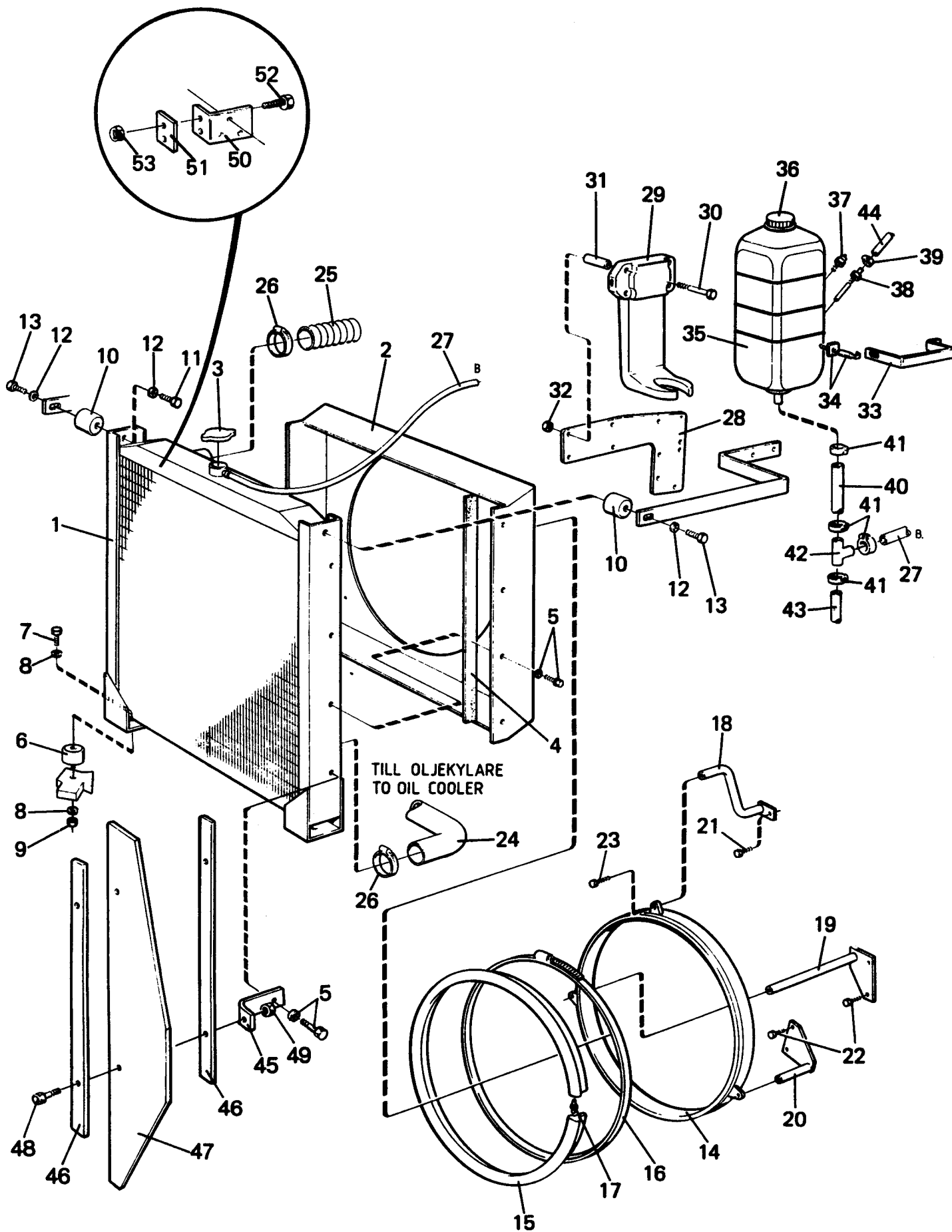
Reservdelar - Spare parts

30

45

0970

0970	Utgåva Issue		Bild nr Picture No		Monteringsdetaljer,fläkt		Installation components, fan		
	980615		15407		TD61AW		TD61AW		
	Pos. Fig.	Antal/Quantity			Art nr Part No	Benämning	Description	Sats Kit	Anmärkning Notes
0020	1	1			923349.0323	Konsol	Bracket		L=170MM L=40MM L=80MM
0040	2	1			920018.009	Remskiva	Pulley		
0060	3	1			923109.0541	Kullager	Ball bearing		
0080	4	1			923109.0542	Spårring	Retaining ring		
0100	5	1			923109.0543	Skruv	Screw		
0120	6	2			923109.0544	Bricka	Washer		
0140	7	2			923109.0545	Bricka	Washer		
0160	8	1			923109.0546	Mutter	Nut		
0180	9	2			923349.0319	Pinnskruv	Stud		
0200	10	1			923107.0623	Pinnskruv	Stud		
0220	11	1			923705.0298	Pinnskruv	Stud		
0240	12	4			923349.0347	Mutter	Nut		
0260	13	1			923349.0321	Fäste	Bracket		
0280	14	4			923107.0319	Skruv	Screw		
0300	15	4			923107.0350	Bricka	Washer		
0320	16	1				Remskiva	Pulley	SEE GR 30, PAGE 43	
0340	17	1				Remskiva	Pulley	SEE GR 30, PAGE 25	
0360	18	1			923110.0055	Kilremssats	V-belt kit	L=2X1175MM	
0380	19	1				Automatisk remspännare	Automatic belt tensioner	SEE GR 30, PAGE 43	
0400	20	1			923109.0547	Nav	Hub	L=43MM	
0420	21	4			923107.0543	Skruv	Screw	L=20MM	

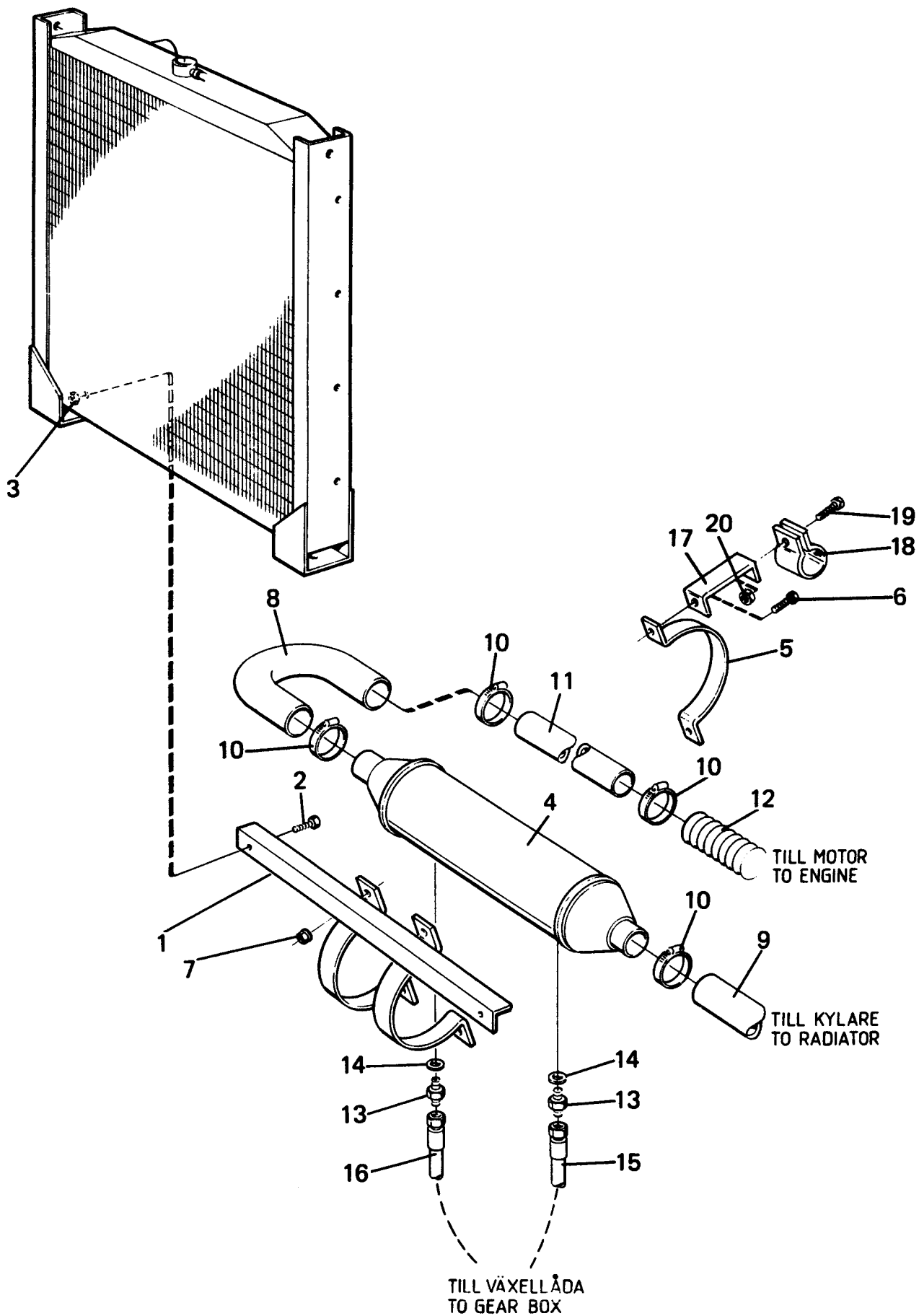


Reservdelar - Spare parts

30

47

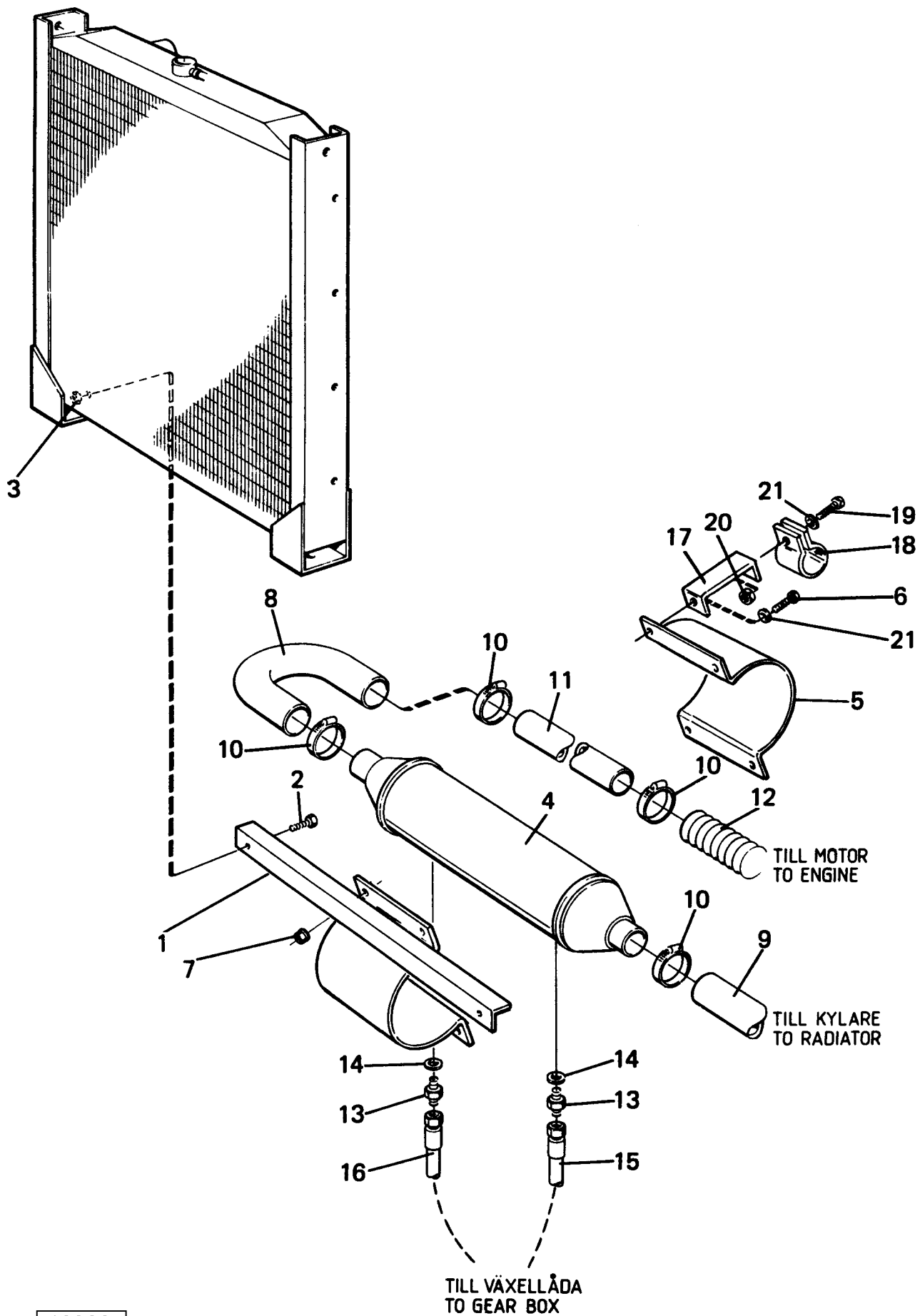
Pos. Fig.	Antal/Quantity			Art nr Part No	Benämning	Description	Sats Kit	Anmärkning Notes
0020	1	1		5507	Kylare	Radiator		3" STD HD
0025		1		156835.0100	Kylare	Radiator		
0040	2	1		5508	Fläktkåpa	Fan guard		
0060	3	1		3948	Kylarlock	Radiator filler cap		
0080	4	2		920905.0004	Tätninglist	Sealing strip		
0100	5	10		5543	Skruv	Screw		
0120	6	2		920735.0002	Gummikudde	Rubber cushion		
0140	7	2		920042.024	Skruv	Screw		
0160	8	4		920098.009	Bricka	Washer		
0180	9	2		922030.0004	Mutter	Nut		
0200	10	2		920902.0001	Gummikudde	Rubber cushion		
0220	11	2		920042.002	Skruv	Screw		
0240	12	4		920165.005	Bricka	Washer		
0260	13	2		920042.005	Skruv	Screw		
0285	14	1		921926.0006	Fläktring	Fan ring		22)
0300	15	1		5510	Tätninglist	Sealing strip		
0320	16	1		5550	Klammer	Clamp		
0340	17	1		4019	Skarvstycke	Extension		
0385	18	1		921921.0012	Fäste	Bracket		22)
0420	19	1		921921.0007	Fäste	Bracket		H UNDRE
0440	20	1		921921.0008	Fäste	Bracket		V UNDRE
0460	21	1		922357.0015	Skruv	Screw		
0480	22	4		922357.0016	Skruv	Screw		
0540	23	3		922357.0014	Skruv	Screw		
0560	24	1		920897.0001	Gummislang	Rubber hose		SEE GR 30, PAGE 49
0580	25	1		922484.0001	Slang	Hose		
0600	26	3		3251	Klammer	Clamp		
0620	27	1		425817.3000	Slang	Hose		L=2000
0660	28	1			Fäste	Bracket		SEE GR 30, PAGE 9
0680	29	1		5691	Konsol	Bracket		
0700	30	4		3082	Skruv	Screw		
0720	31	4		922585.0003	Distans	Spacer		
0740	32	4		920076.003	Låsmutter	Lock nut		M8
0770	33	1		A04401.0100	Bygel	Yoke		
0775	34	1		922250.0001	Klammer	Clamp		
0780	35	1		5538	Expansionstank	Expansion tank		
0820	36	1		5676	Lock	Cover		
0840		1		920966.0002	Lock	Cover		GRÖNT/GREEN
0860	37	1		923176.0001	Nivågivare	Level sensor		
0900	38	1		5674	Nippel	Nipple		AVLUFTN./AIR VENTING
0940	39	4		3241	Klammer	Clamp		
0980	40	1		920905.0016	Slang	Hose		L=60
1000	41	4		3244	Klammer	Clamp		
1005	42	1		923089.0003	T-rör	T-pipe		
1010	43	1		920905.0016	Slang	Hose		L=165
1015	44	1		425817.3000	Slang	Hose		L=2000
1020	45	4		456269.0100	Hållare	Holder		STD
1025		4		456269.0200	Hållare	Holder		HD
1040	46	4		456268.0100	Stag	Stay		
1060	47	2		356267.0100	Avskärmning	Baffle rubber		
1080	48	4		922357.0005	Skruv	Screw		
1100	49	4		920076.002	Låsmutter	Lock nut		
1102	50	1		456409.0100	Fäste	Bracket		
1104	51	1		456411.0100	Bricka	Washer		
1106	52	2		920099.026	Skruv	Screw		
1108	53	2		920076.002	Mutter	Nut		



Reservdelar - Spare parts
30
49

1050

Utgåva Issue		Bild nr Picture No		Oljekylare för växellåda TD61AW Tom 1993-03-07		Oil cooler for gear box TD61AW Up to 1993-03-07		
Pos. Fig.	Antal/Quantity			Art nr Part No	Benämning	Description	Sats Kit	Anmärkning Notes
1	1			255731.0100	Fäste	Bracket		KPL,L=1700 KPL,L=1600
2	2			922357.0027	Skruv	Screw		
3	2			5957	Låsmutter	Lock nut		
4	1			920593.0001	Oljekylare	Oil cooler		
5	2			R43546.001	Klammer	Clamp		
6	4			922357.0029	Skruv	Screw		
7	4			922030.0003	Mutter	Nut		
8	1			923187.0001	Slang	Hose		
9	1			920897.0001	Gummislang	Rubber hose		
10	4			3251	Klammer	Clamp		
11	1			455798.0100	Rör	Pipe		
12	1			922484.0001	Slang	Hose		
13	2			R44283.001	Nippel	Nipple		
14	2			5937	Tredoring	Tredoring		
15	1			309171.0700	Hydraulslang	Hydraulic hose		
16	1			306899.4700	Hydraulslang	Hydraulic hose		
17	1			356983.0100	Fäste	Bracket		
18	1			920039.002	Klamma,kylvattenrör	Clamp,cooling pipe		
19	1			922357.0017	Skruv	Screw		
20	1			922030.0002	Mutter	Nut		



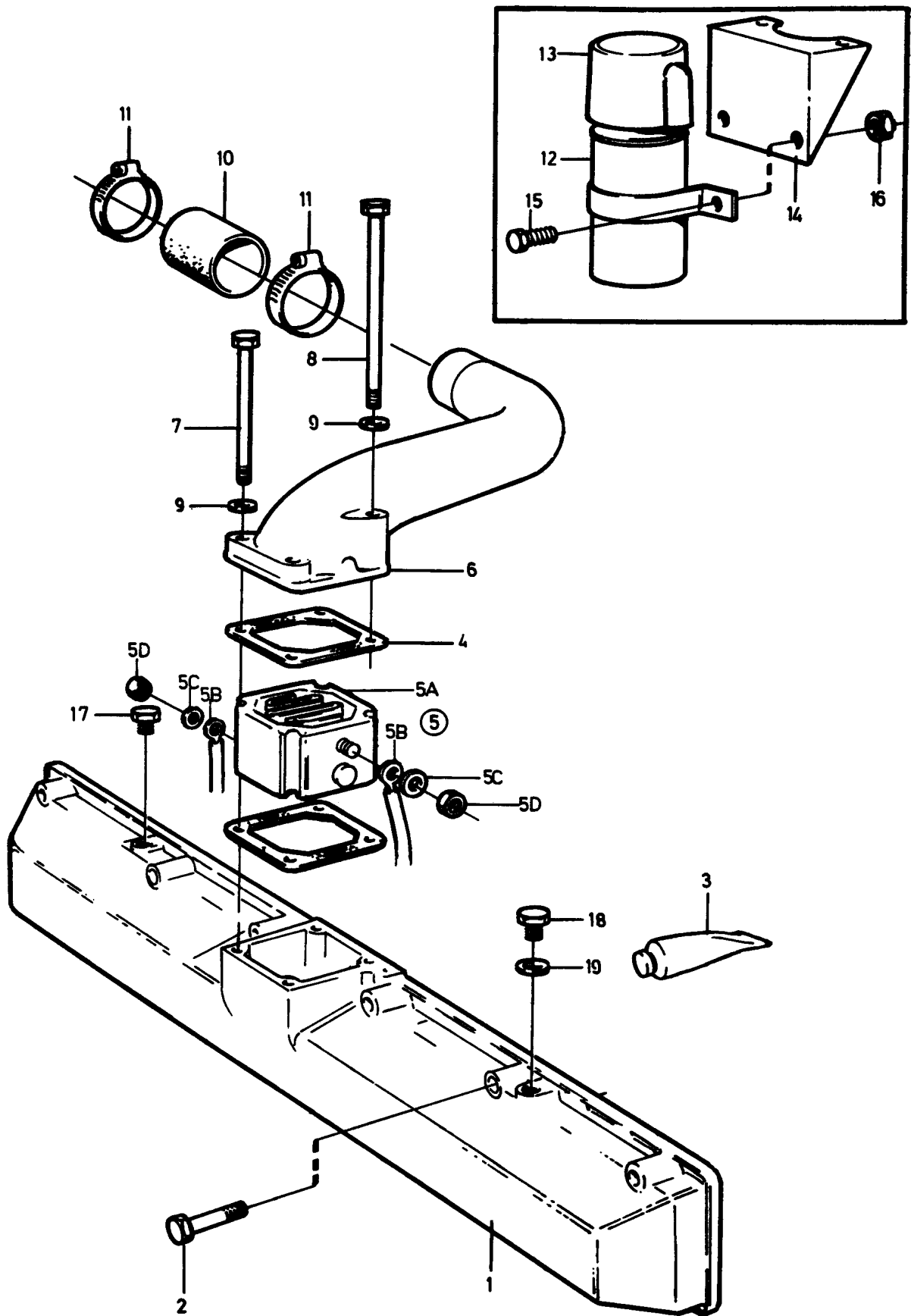
Reservdelar - Spare parts

30

51

1070

1070	Utgåva Issue		Bild nr Picture No		Oljekylare för växellåda TD61AW From 1993-03-08		Oil cooler for gear box TD61AW From 1993-03-08		
	980615	16966							
	Pos. Fig.	Antal/Quantity			Art nr Part No	Benämning	Description	Sats Kit	Anmärkning Notes
0020	1	1			A11998.0100	Fäste	Bracket		KPL,L=1700 KPL,L=1600
0040	2	2			920042.003	Skruv	Screw		
0060	3	2			5957	Låsmutter	Lock nut		
0080	4	1			920206.018	Oljekylare	Oil cooler		
0100	5	2			A10294.0100	Klammer	Clamp		
0120	6	4			920099.065	Skruv	Screw		
0140	7	4			3052	Mutter	Nut		
0160	8	1			923187.0001	Slang	Hose		
0180	9	1			920897.0001	Gummislang	Rubber hose		
0200	10	4			3251	Klammer	Clamp		
0220	11	1			455798.0100	Rör	Pipe		
0240	12	1			922484.0001	Slang	Hose		
0260	13	2			3467	Nippel	Nipple		
0280	14	2			5938	Tredoring	Tredoring		
0300	15	1			309171.0700	Hydraulslang	Hydraulic hose		
0340	16	1			306899.4700	Hydraulslang	Hydraulic hose		
0360	17	1			356983.0100	Fäste	Bracket		
0380	18	1			920039.002	Klamma,kylvattenrör	Clamp,cooling pipe		
0400	19	1			920099.065	Skruv	Screw		
0420	20	1			3052	Mutter	Nut		
0440	21	6			920098.025	Bricka	Washer		



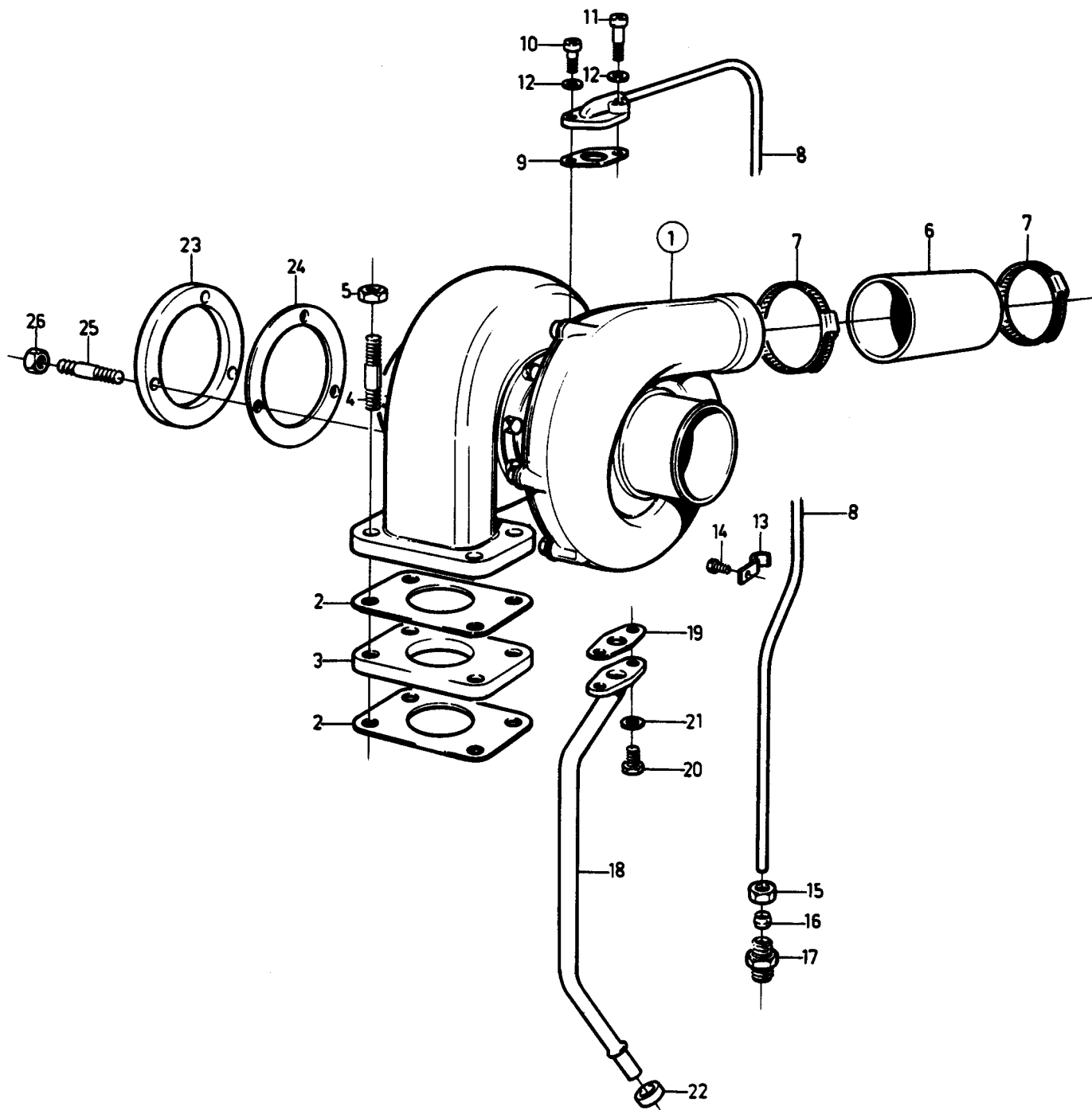
Reservdelar - Spare parts

30

53

1100

Utgåva Issue		Bild nr Picture No		Insugningsrör med monteringsdetaljer TD61AW		Induction manifold with installation components TD61AW		
Pos. Fig.	Antal/Quantity			Art nr Part No	Benämning	Description	Sats Kit	Anmärkning Notes
1	1				Rör	Pipe		
2	12			923349.0443	Skruv	Screw		
3	1			923107.0308	Tätningssmedel	Sealing compound		
4	2			923107.0416	Packning	Gasket		
5	1			923107.0417	Startelement	Cold starter element		24V
5A	1				•Startelement	•Cold starter element		24V
5B	2				•Kabel	•Cable		
5C	2			923107.0350	•Bricka	•Washer		
5D	2			923349.0047	•Mutter	•Nut		
6	1				Rör	Pipe		
7	2			923107.0352	Skruv	Screw		L=110MM
8	2				Skruv	Screw		L=150MM
9	4			923107.0350	Bricka	Washer		
10	1			923107.0644	Slang	Hose		
11	2			923107.0418	Slangklamma	Hose clamp		
12	1			425817.1500	Relä,förvärmning	Relay,preheating		24V,SATS
	1			923120.0708	•Relä,förvärmning	•Relay,preheating		
	1			923120.0707	•Kabelsko	•Cable eye		
13	1			921648.0002	Kåpa	Cover		
14	1				Fäste	Bracket		
15	2			920770.0005	Skruv	Screw		
16	2			923349.0447	Mutter	Nut		
17	1			920307.003	Propp	Plug		
18	1			921022.0003	Propp	Plug		
19	1			920715.0013	Packning	Gasket		
	1			923259.0737	Packningssats	Gasket kit		



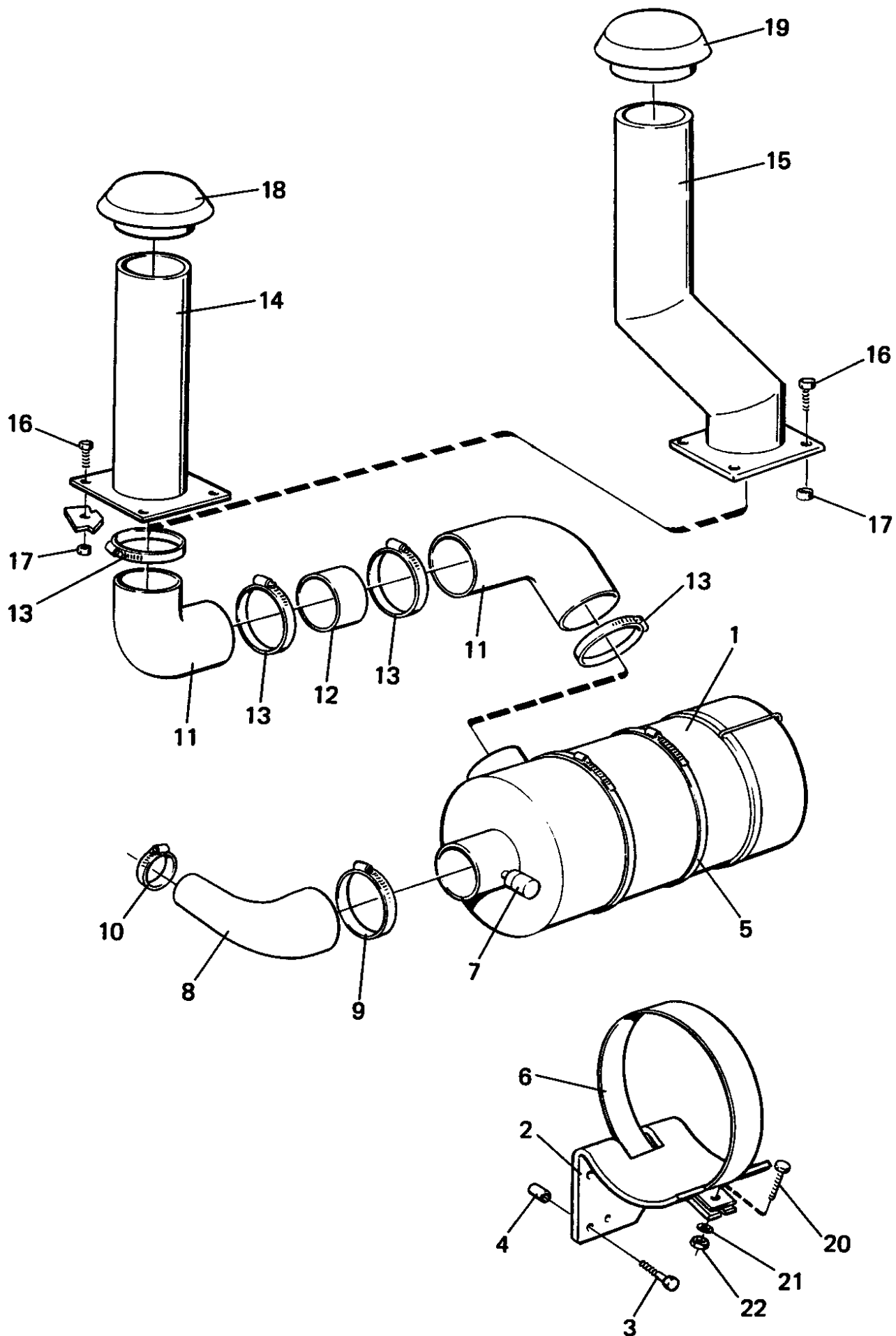
Reservdelar - Spare parts

30

55

1150

1 150	Utgåva Issue		Bild nr Picture No		Turbokompressor med monteringsdetaljer TD61AW		Turbo compressor and installation components TD61AW		
	980615		16305						
	Pos. Fig.	Antal/Quantity			Art nr Part No	Benämning	Description	Sats Kit	Anmärkning Notes
0020	1	1			923110.0064	Turbokompressor	Turbo compressor		
0040	2	2			921562.0001	Packning	Gasket		
0060	3	1			923107.0439	Mellanlägg	Spacer		
0080	4	4			923349.0572	Pinnskruv	Stud		
0100	5	4			923349.0052	Mutter	Nut		
0120	6	1			923107.0644	Slang	Hose		
0140	7	2			923107.0418	Slangklamma	Hose clamp		
0160	8	1			923107.0447	Rör	Pipe		
0180	9	1			923109.0141	Packning	Gasket		
0200	10	1			923107.0327	Skruv	Screw		L=25MM
0220	11	1			923349.0450	Skruv	Screw		L=30MM
0240	12	2			920771.0001	Låsbricka	Lock washer		
0260	13	1			923107.0440	Klamma	Clamp		
0280	14	1			923107.0568	Skruv	Screw		L=12MM
0300	15	1			923107.0441	Mutter	Nut		
0320	16	1			923107.0442	Skärring	Cone ring		
0340	17	1			923107.0443	Nippel	Nipple		
0360	18	1			923107.0444	Returoljerör	Oil return pipe		
0380	19	1			923109.0143	Packning	Gasket		
0400	20	2			923458.0058	Skruv	Screw		
0420	21	2			920771.0001	Fjädrande bricka	Resilient washer		
0440	22	1			923107.0340	Tätningsring	Seal ring		
0460	23	1			923150.0001	Fläns	Flange		
0480	24	1			920024.019	Tätning	Seal		
0500	25	3			923349.0638	Pinnskruv	Stud		
0520	26	3			923152.0001	Mutter	Nut		
0540		1			923349.0471	Anslutningssats,turbo	Connecting kit,turbo		



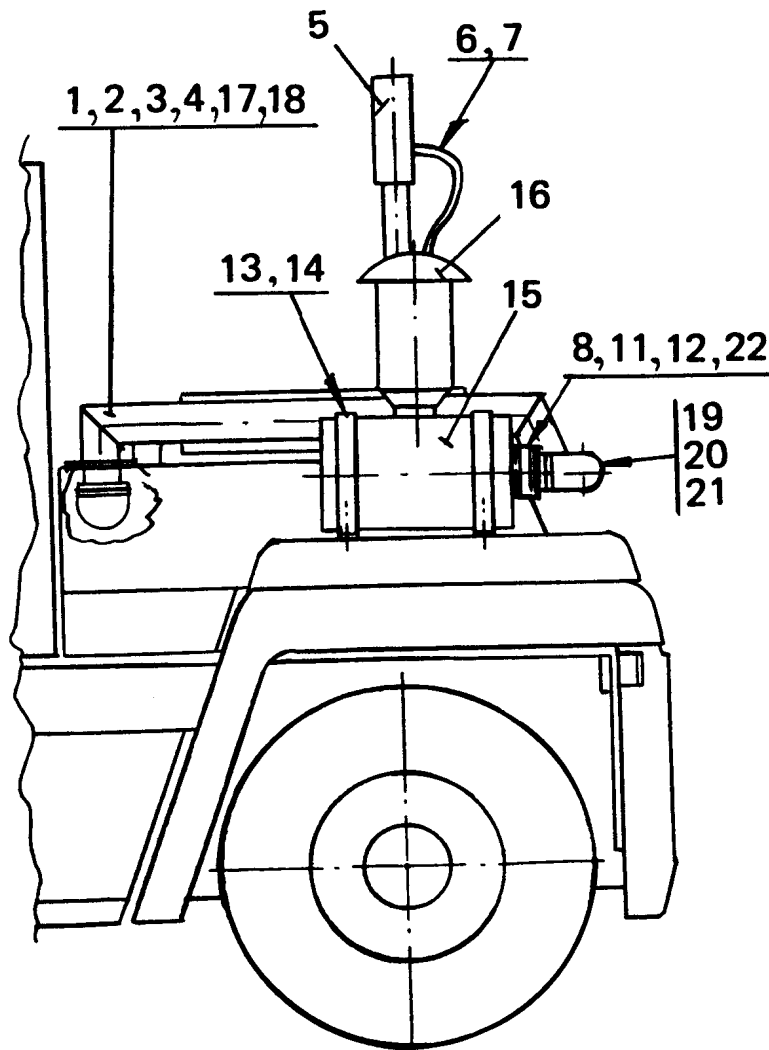
Reservdelar - Spare parts

30

57

1200

1200	Utgåva Issue		Bild nr Picture No		Luftrenarsystem TD61AW 455656.0100,.0300		Air cleaning system TD61AW 455656.0100,.0300		
	Pos. Fig.	Antal/Quantity			Art nr Part No	Benämning	Description	Sats Kit	Anmärkning Notes
		4556 56. 0100	4556 56. 0300						
0010		-			455656.0100	Luftrenarsystem	Air cleaning system		DRAWING-NO
0015		-			455656.0300	Luftrenarsystem	Air cleaning system		DRAWING-NO
0020	1	1	1		920723.0001	Luftfilter	Air filter		
0040		1	1		920723.0002	•Filterinsats	•Filter insert		
0060		1	1		920723.0003	•Säkerhetsfilter	•Safety filter		
0190	2	1	1		A01980.0100	Fäste	Bracket		
0200	3	3	3		920099.136	Skruv	Screw		
0220	4	3	3		921923.0010	Distanshylsa	Spacer sleeve		
0260	5								NOT USED
0270	6	1	1		455861.0100	Fäste	Bracket		
0280	7	1	1		920726.0002	Indikator,luftfilter	Indicator,air filter		
0310	8	1	1		258201.0100	Slang	Hose		
0350	9	1	1		3255	Slangklamma	Hose clamp		
0390	10	1	1		95097	Klamma	Clamp		
0400	11	2	2		920897.0002	Gummiböj	Rubber bend		
0420	12	1	1		923573.0003	Rör	Pipe		
0440	13	4	4		3254	Klamma	Clamp		
0460	14	1			455668.0100	Insugningsrör	Induction pipe		
0510	15		1		456806.0100	Insugningsrör	Induction pipe		TURBO 2
0520	16	4	4		922357.0002	Skruv	Screw		
0540	17	4	4		920076.002	Låsmutter	Lock nut		
0560	18	1			920725.0001	Huv	Cap		
0570	19		1		921424.0015	Förrenare	Pre-cleaner		TURBO 2
0580	20	1	1		920042.008	Skruv	Screw		
0600	21	2	2		98150	Bricka	Washer		
0620	22	1	1		5957	Mutter	Nut		



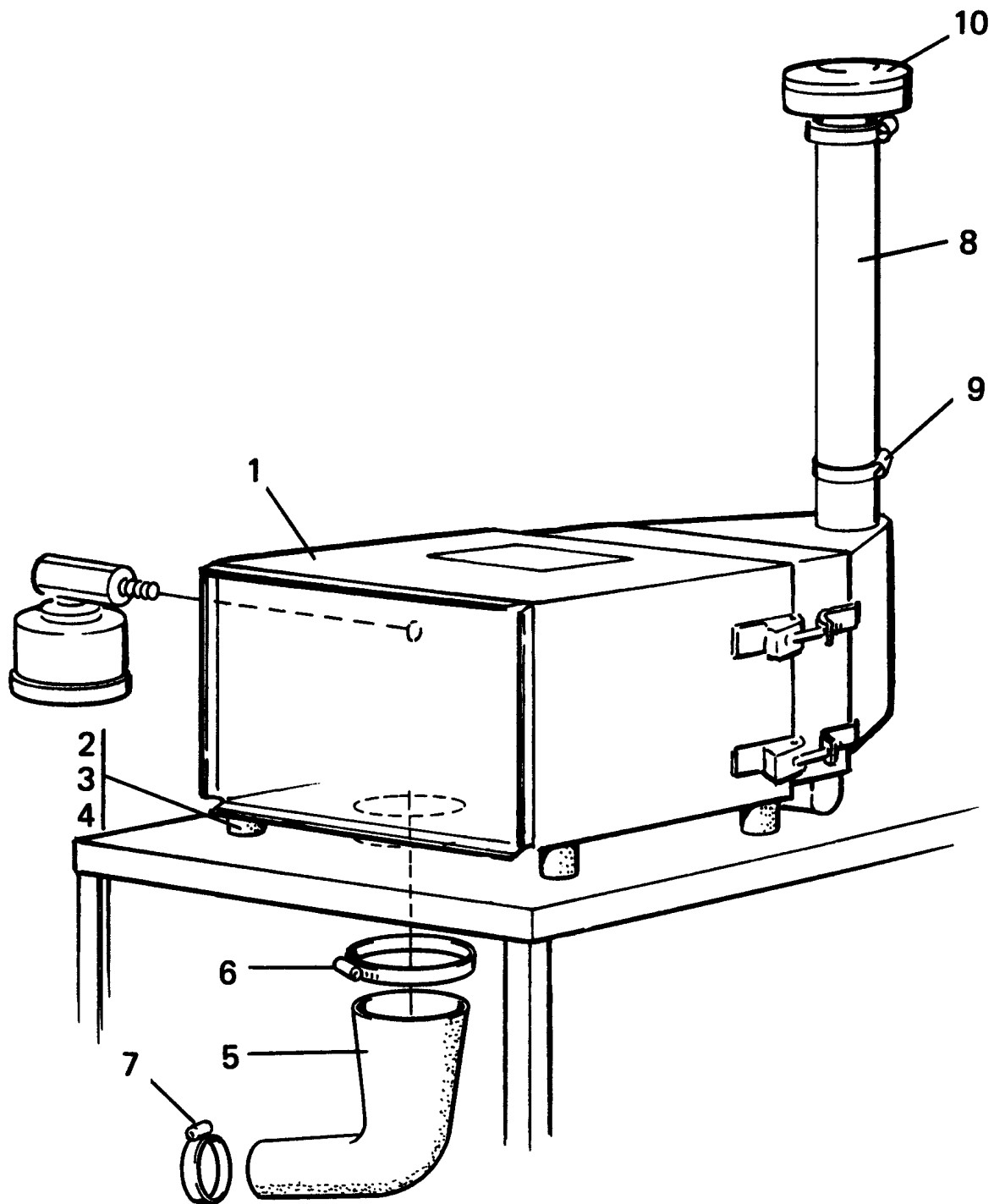
Reservdelar - Spare parts

30

59

1210

1210	Utgåva Issue		Bild nr Picture No		Luftrenarsystem TD61AW Donaldsson,457054.0500		Air cleaning system TD61AW Donaldsson,457054.0500		
	980615	16688							
	Pos. Fig.	Antal/Quantity			Art nr Part No	Benämning	Description	Sats Kit	Anmärkning Notes
		4570 54. 0500							
0010		-			457054.0500	Luftrenarsystem	Air cleaning system		DRAWING-NO HJB=3000,3250
0015									
0020	1	1			258201.0100	Slang	Hose		
0040	2	2			3254	Slangklamma	Hose clamp		
0060	3	2			3252	Slangklamma	Hose clamp		
0080	4	1			A00051.0100	Insugningsrör	Induction pipe		
0100	5	1			457052.0100	Slutrör	End pipe		
0120	6	1			921424.0030	Metallslang	Metal hose		
0140	7	2			920952.0003	Slangklamma	Hose clamp		
0160	8	2			3255	Slangklamma	Hose clamp		
0180	9								NOT USED
0200	10								NOT USED
0220	11	1			923299.0001	Ring	Ring		
0240	12	1			923299.0002	Slang	Hose		
0260	13	2			923502.0002	Hållare	Holder		
0280	14	4			922357.0004	Skruv	Screw		
0300	15	1			923238.0003	Luftrenare	Air cleaner		
0320		1			923110.0141	•Filterinsats	•Filter insert		
0340		1			923110.0142	•Säkerhetsfilter	•Safety filter		
0360	16	1			923238.0002	Förrenare	Pre-cleaner		
0380	17	1			425811.0900	Skruv	Screw		OCH BRICKA/AND WASHER
0400	18	1			922030.0001	Mutter	Nut		
0420	19	2			920897.0002	Gummiböj	Rubber bend		
0440	20	1			451561.0400	Rör	Pipe		
0460	21	4			3254	Slangklamma	Hose clamp		
0480	22	1			923573.0003	Rör	Pipe		

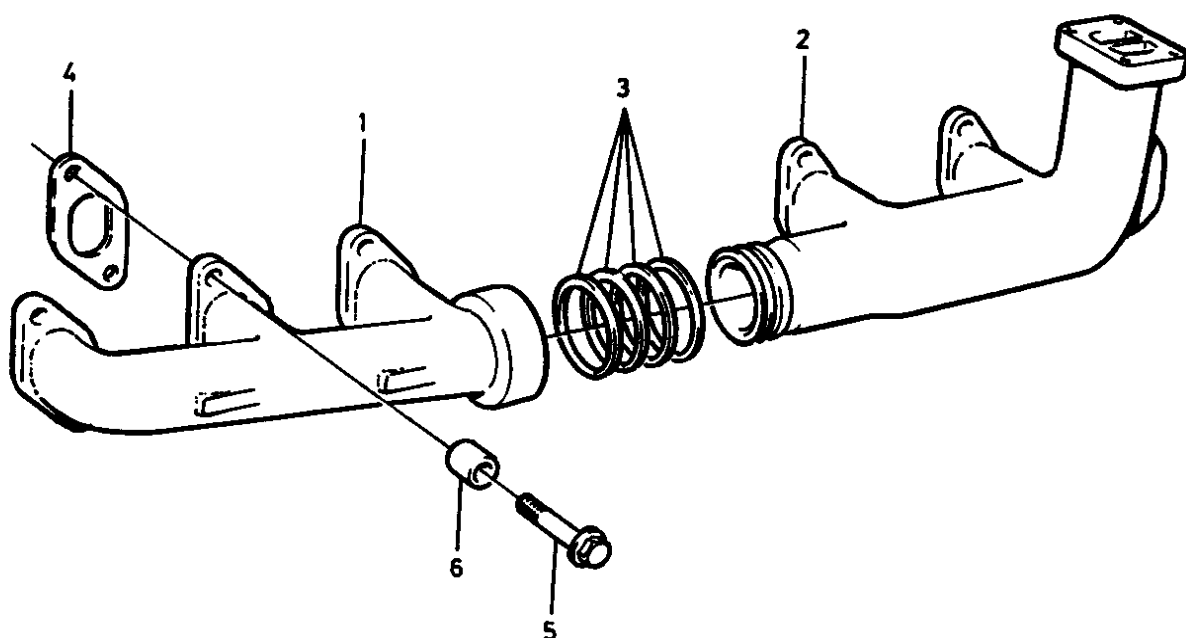


Reservdelar - Spare parts

30

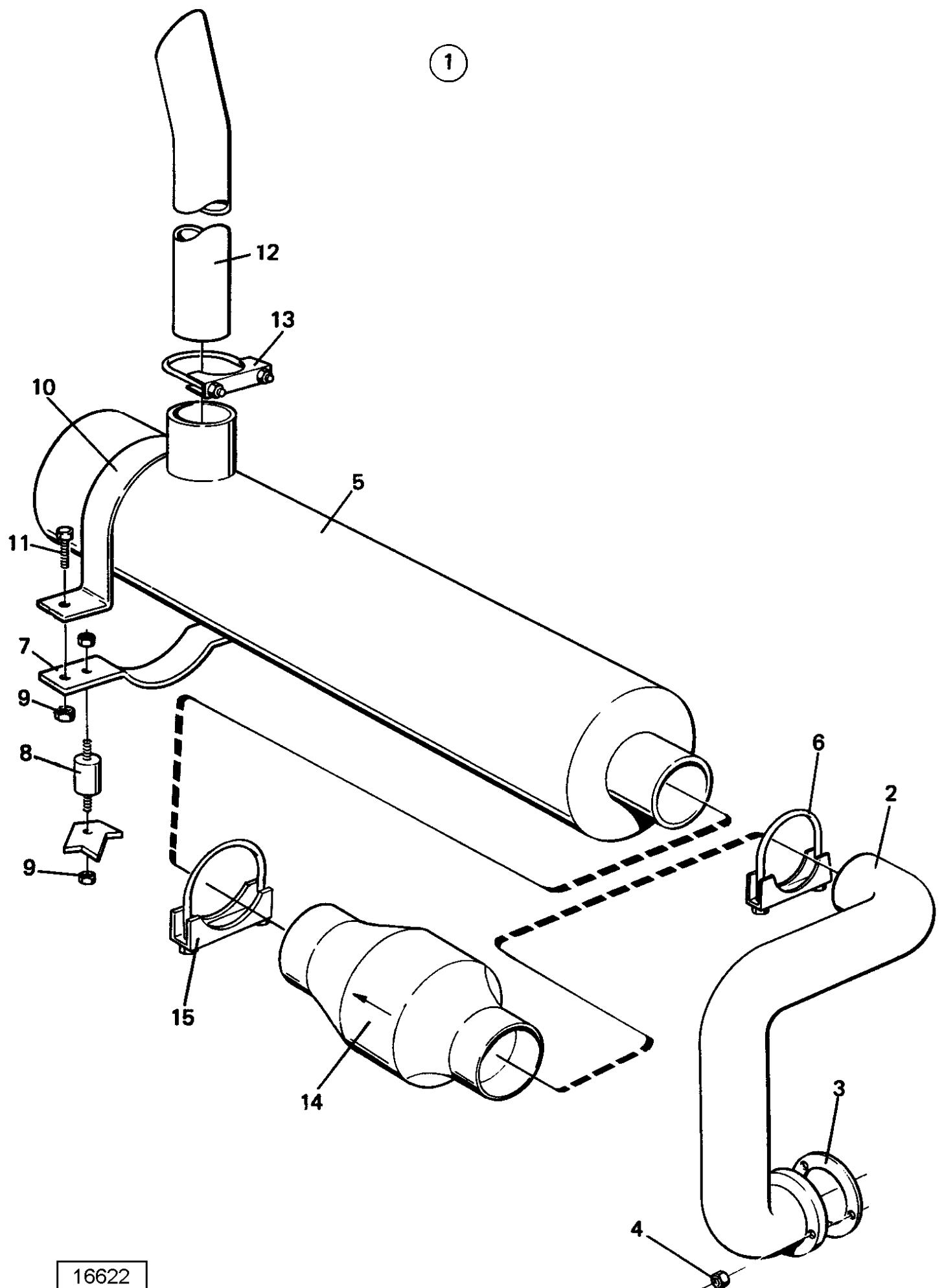
61

1220	Utgåva Issue		Bild nr Picture No		Luftrenarsystem Farr TD61AW A09671.0100		Air cleaning system Farr TD61AW A09671.0100		
	Pos. Fig.	Antal/Quantity			Art nr Part No	Benämning	Description	Sats Kit	Anmärkning Notes
		ROTO PAM.							
0020		-			A09671.0100	Luftrenarsystem	Air cleaning system		DRAWING-NO. ROTOPAMIC ROTOPAMIC
0140	1	1			258430.0400	Luftfilter	Air filter		
0160		1			921424.0071	•Filterinsats	•Filter insert		
0180	2	4			920042.003	Skruv	Screw		
0200	3	8			98150	Bricka	Washer		
0210	4	4			5957	Låsmutter	Lock nut		
0220	5	1			A09670.0100	Insugningsrör	Induction pipe		
0240	6	1			3254	Slangklamma	Hose clamp		
0320	7	1			3252	Slangklamma	Hose clamp		
0380	8	1			451561.0900	Rör	Pipe		
0400	9	1			923221.0002	Klammer	Clamp		TURBO 2
0420	10	1			920725.0001	Huv	Cap		
0440		1			921424.0015	Förrenare	Pre-cleaner		



Reservdelar - Spare parts

1250	Utgåva Issue		Bild nr Picture No		Avgasrör med monterings- detaljer TD61AW		Exhaust manifold and installation components TD61AW			
	980615		12936		TD61AW					
	Pos. Fig.	Antal/Quantity			Art nr Part No	Benämning	Description		Sats Kit	Anmärkning Notes
0020	1	1			923349.0440	Grenrör	Manifold,ind.-exh.			
0040	2	1			923349.0441	Grenrör	Manifold,ind.-exh.			
0060	3	4			923107.0419	Tätningsring	Seal ring			
0080	4	6			923107.0420	Packning	Gasket			
0100	5	12			923107.0577	Skruv	Screw			
0120	6	12			923259.0344	Distanshylsa	Spacer sleeve			
0140		1			923110.0289	Tätningssats	Seal kit			



16622

Reservdelar - Spare parts

30

65

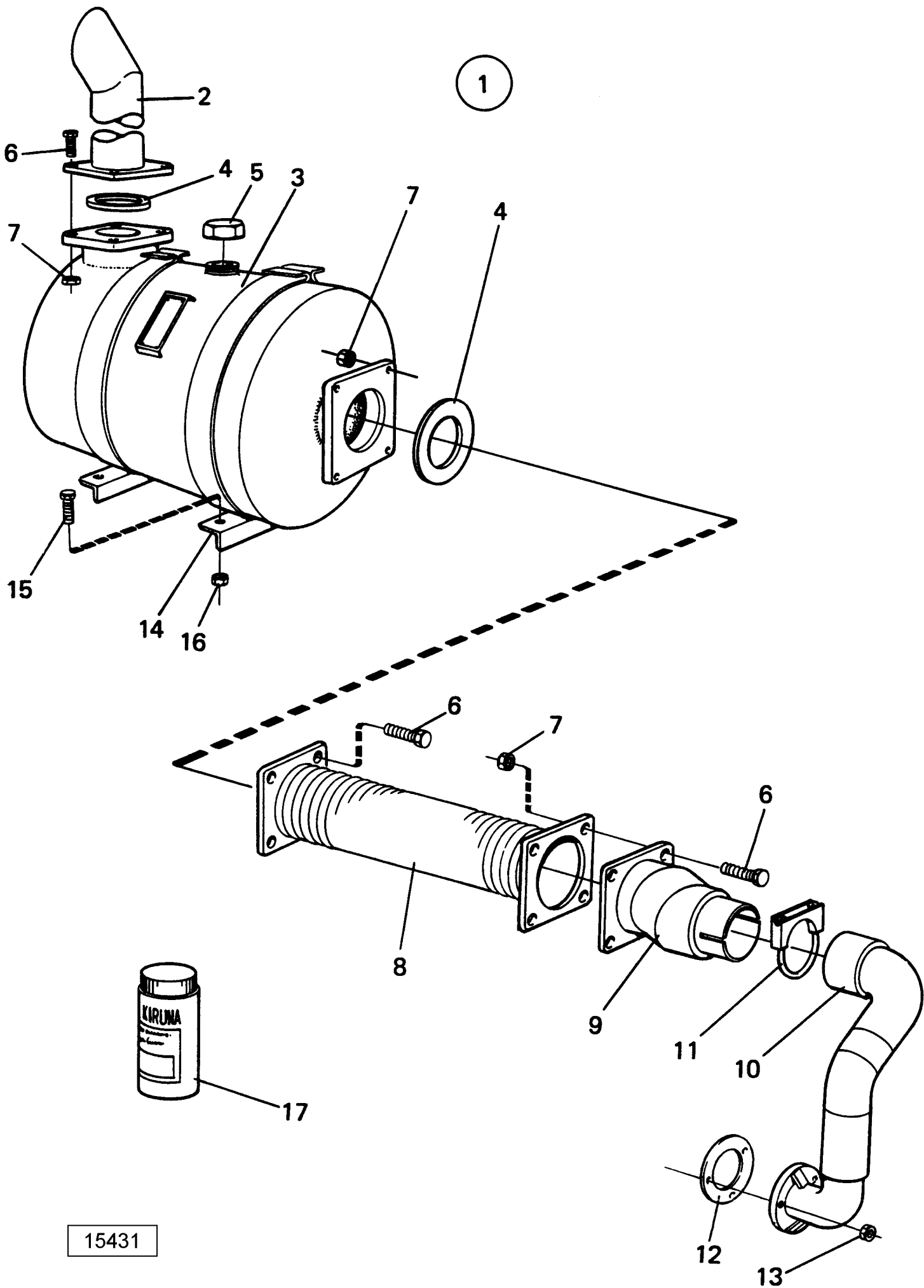
1300

1300	Utgåva Issue		Bild nr Picture No		Avgassystem TD61AW		Exhaust system TD61AW		
	980615		16622		455651.0100		455651.0100		
	Pos. Fig.	Antal/Quantity			Art nr Part No	Benämning	Description	Sats Kit	Anmärkning Notes
0020	1	1			455651.0100	Avgassystem	Exhaust system		KPL

Reservdelar - Spare parts
30
67

1310

Utgåva Issue		Bild nr Picture No		Avgassystem 457727.0300		Exhaust system 457727.0300		
980615		21812						
Pos. Fig.	Antal/Quantity			Art nr Part No	Benämning	Description	Sats Kit	Anmärkning Notes
	4577 27. 0300							
				457727.0300	Avgassystem	Exhaust system		DRAW.NO. 357726.0100
1	4			922357.0014	Skruv	Screw		
2	1			457645.0100	Slutrör	End pipe		
3	2			923096.0002	Klamma	Clamp		
4	1			921079.0005	Ljuddämpare	Silencer		
5	1			455653.0100	Avgasrör	Exhaust pipe		
6	1			920024.019	Tätning	Seal		
7	3			923152.0001	Mutter	Nut		
8	2			A00349.0100	Spännband	Strap		
9	10			3052	Mutter	Nut		
10	4			A06361.0400	Distans	Spacer		
11	1			455663.0200	Rör	Pipe		
12	2			455457.0100	Fäste	Bracket		
13	1			357642.0100	Stöd	Support		
14	2			923373.0001	Klammer	Clamp		
15	ERF			923318.0002	Metallslang	Metal hose		
16	1			357642.0200	Stöd	Support		
17	4			920074.105	Skruv	Screw		
18	2			920099.027	Skruv	Screw		



15431

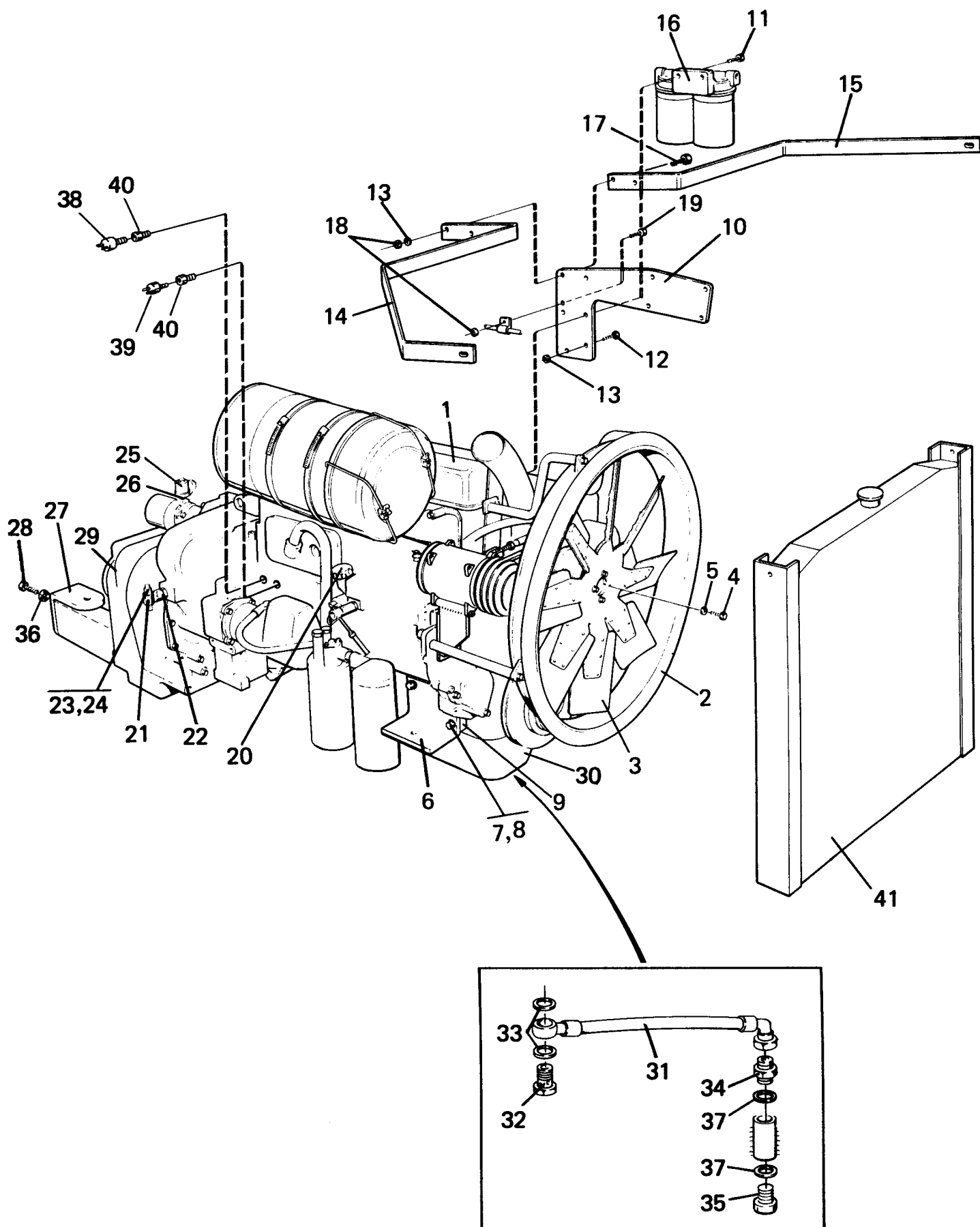
Reservdelar - Spare parts

30

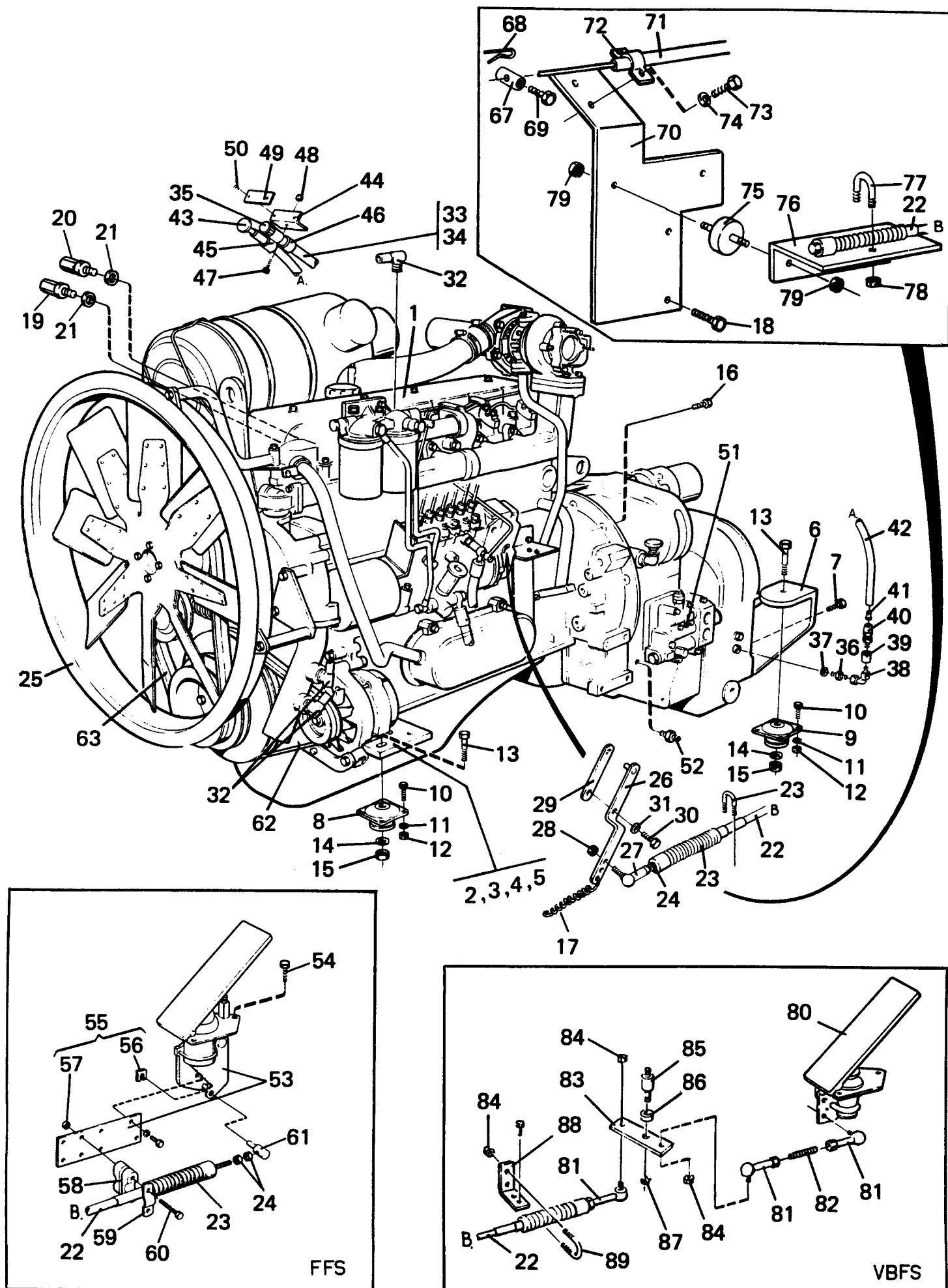
69

1320

1320	Utgåva Issue		Bild nr Picture No		Avgassystem Unikat TD61AW		Exhaust system Unikat TD61AW		
	980615		15431		457364.0100		457364.0100		
	Pos. Fig.	Antal/Quantity			Art nr Part No	Benämning	Description	Sats Kit	Anmärkning Notes
0020	1	1			457364.0100	Avgassystem	Exhaust system		KPL DRAW.257363.0100
0040	2	1			457142.0100	•Slutrör	•End pipe		
0060	3	1			90623	•Avgasrenare	•Exhaust purifier		UNIKAT
0080	4	2			921100.0002	••Packning	••Gasket		
0100	5	1			921737.0001	••Lock	••Cover		
0120	6	12			922357.0042	•Skruv	•Screw		M6SF 12X40
0140	7	12			922030.0004	•Mutter	•Nut		M6MF M12
0160	8	1			923318.0001	•Avgasrör	•Exhaust pipe		
0180	9	1			357139.0100	•Avgasrör	•Exhaust pipe		
0200	10	1			455653.0100	•Avgasrör	•Exhaust pipe		
0220	11	1			923096.0003	•Klamma	•Clamp		
0240	12	1			920024.019	•Avgaspackning	•Exhaust gasket		
0260	13	3			923152.0001	•Mutter	•Nut		M6M M8
0280	14	2			456500.0100	•Stag	•Stay		
0300	15	6			922357.0015	•Skruv	•Screw		M6SF 8X20
0320	16	6			922030.0002	•Mutter	•Nut		M6MF M8
0340	17	1			2403	Katalysatormassa	Catalyzer mass		



1350	Utgåva Issue 980615		Bild nr Picture No 16620		Motorpaket,insugningssida TD71AW mont.oljeavtappning		Engine assembly, Induction side TD71AW mount. oil tapping		
	Pos. Fig.	Antal/Quantity			Art nr Part No	Benämning	Description	Sats Kit	Anmärkning Notes
0100 0120 0140	1	1			920871.0025	Motor	Engine		TD71AW, MED RÖKGAS- BEGRÄNSARE, WITH SMOKE ELIMINATOR
0220	2	1				Fläktring	Fan ring		SEE GR 30, PAGE 111
0260	3	1			5337	Kylarfläkt	Fan		STD,SUGANDE/SUCKING
0270		1			920001.002	Kylarfläkt	Fan		TRYCKANDE/PUSHING
0280	4	4				Skruv	Screw		
0300	5	4				Fjäderbricka	Spring washer		
0320	6	1			355690.0100	Motorfäste	Engine mounting		V
0340	7	4			3119	Skruv	Screw		
0360	8	4			920098.009	Bricka	Washer		
0400	9	2			455689.0100	Distansplatta	Spacer plate		
0420	10	1			355841.0100	Fäste	Bracket		
0440	11	2			922357.0031	Skruv	Screw		
0460	12	1			920042.019	Skruv	Screw		
0480	13	3			98150	Bricka	Washer		
0500	14	1			255843.0100	Fäste	Bracket		
0540	15	1			355842.0100	Fäste	Bracket		
0580	16					Bränslefilter	Fuel filter		SEE GR 30, PAGE 79
0600	17	2			922357.0030	Skruv	Screw		
0620	18	3			5957	Mutter	Nut		
0640	19	1			920042.005	Skruv	Screw		
0660	20	1			255725.0100	Rör	Pipe		
0665		1			923107.0367	Lock	Cover		
0670		1			95110	Packning	Gasket		
0760	21	1			454672.0100	Koppling	Fitting		
0780	22	1			920985.0002	Nippel	Nipple		
0820	23	1			920876.0001	Temp.givare	Sensor,temperature		
0840	24	1			5933	Tredoring	Tredoring		
0860	25	1			920456.003	Oljetryckgivare	Sensor,oil pressure		
0900	26	1			920940.0003	Reducering	Reducing		
0920	27	1			255701.0100	Fäste	Bracket		
0960	28	4			2722	Skruv	Screw		
0980	29	1			922297.0057	Växellåda	Gear box		SEE GR 40, PAGE 5
1058	30					Oljesump	Oilsump		SEE GR 30, PAGE 93
1060	31	1			355642.0200	Hydraulslang	Hydraulic hose		OIL TAPPING,HJB=2750
1070		1			355642.0100	Hydraulslang	Hydraulic hose		OIL TAPPING,HJB=3000- -3250
1075									
1080	32	1			920063.006	Hålskruv	Hollow screw		
1100	33	2			920058.010	Kopparbricka	Copper washer		
1120	34	1			3474	Nippel	Nipple		
1140	35	1			920999.0001	Plugg	Plug		
1160	36	4			920466.001	Bricka	Washer		
1180	37	2			5936	Tredoring	Tredoring		
1200	38	1			923546.0001	Givare	Sensor		TRYCKVAKT
1220	39	1			425817.8034	Oljetryckgivare,motor	Oil press.sensor,engine		SATS/KIT
1240	40	2			922531.0003	Nippel	Nipple		
1260	41	1				Kylare	Radiator		SEE GR 30, PAGE 111

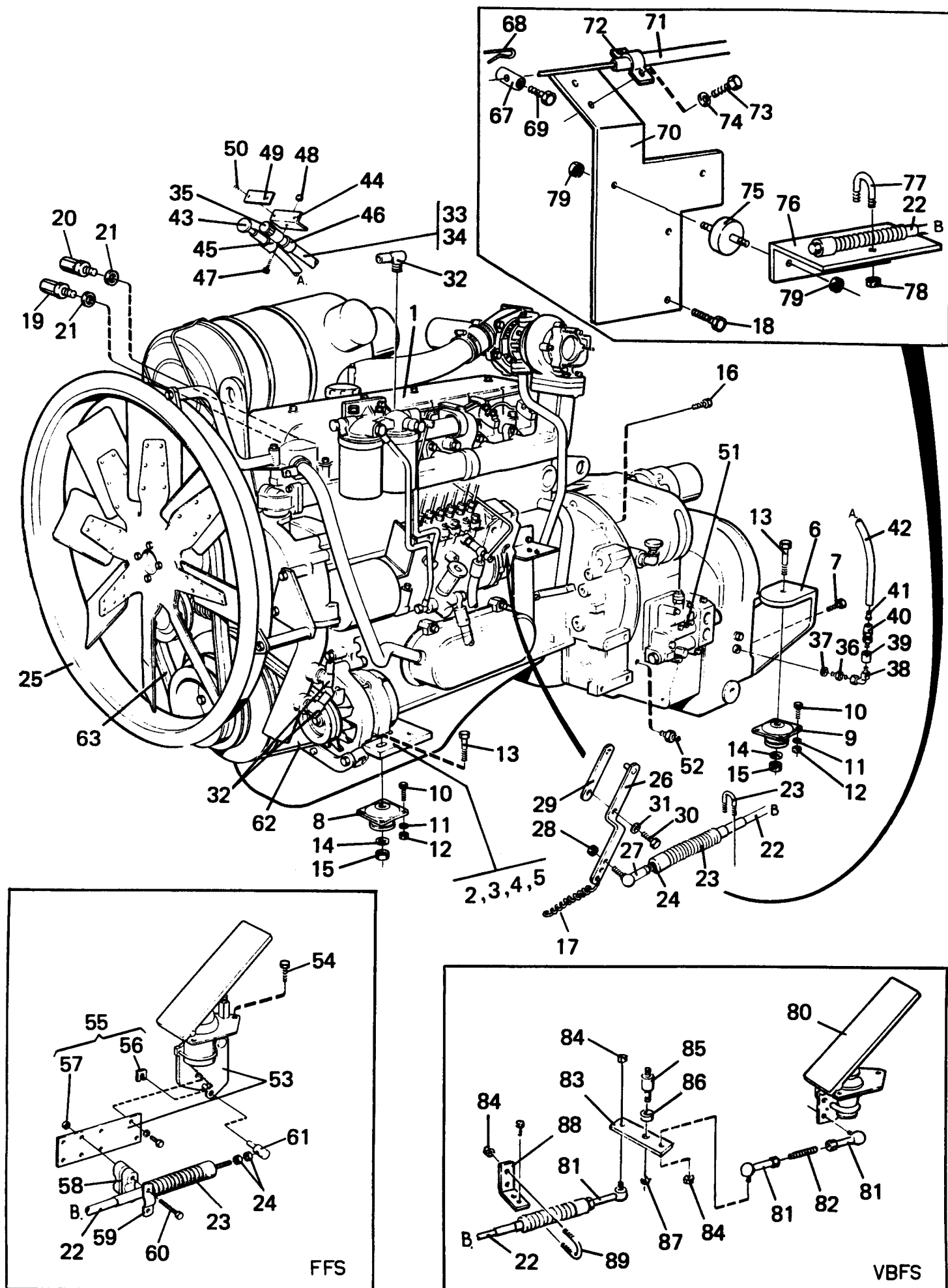


Reservdelar - Spare parts

30

73

1400	Utgåva Issue	Bild nr Picture No	Motorpaket,avgassida TD71AW Montering gaspedal		Engine assembly, Exhaust side TD71AW Foot throttle mounting			
	980615	16982						
	Pos. Fig.	Antal/Quantity		Art nr Part No	Benämning	Description	Sats Kit	Anmärkning Notes
0020	1	1			Motor	Engine		SEE GR 30, PAGE 71
0060	2	1		355690.0100	Motorfäste	Engine mounting		
0080	3	2		455689.0100	Distansplatta	Spacer plate		
0100	4	4		3119	Skruv	Screw		
0120	5	4		920098.009	Bricka	Washer		
0140	6	1		255701.0200	Fäste	Bracket		
0160	7	2		2722	Skruv	Screw		
0180	8	2		920734.0002	Dämpare	Pad		
0200	9	2		920734.0001	Dämpare	Pad		
0220	10	16		920042.008	Skruv	Screw		
0240	11	16		98150	Bricka	Washer		MOTOR/ENGINE V-LÅDA/GEAR BOX
0260	12	16		920068.007	Mutter	Nut		
0280	13	4		920042.080	Skruv	Screw		
0300	14	4		98154	Bricka	Washer		
0320	15	4		920076.007	Låsmutter	Lock nut		
0340	16	12		2695	Skruv	Screw		
0350		12		921381.0004	Skruv	Screw		
0360	17	1		90124	Fjäder	Spring		
0400	18	2		922357.0027	Skruv	Screw		
0420	19	1		920822.0005	Givare,temperaturvakt	Sensor,temperature		
0440	20	1		923400.0001	Givare,kylvattentemp.	Sensor,cool.water temp.		STD STD
0480	21	2		923107.0400	Packning	Gasket		L=2750 FFS AND VBFS, FRÄMRE/FRONT L=3100 FOR HH
0560	22	1		922442.0012	Reglagekabel	Control cable		
0561								
0562		1		922442.0032	Reglagekabel	Control cable		
0565	23	2		922429.0001	•Gummibälg	•Rubber bellows		SEE GR 30, PAGE 111
0570	24	2		3051	•Mutter	•Nut		
0575	25	1			Fläktring	Fan ring		
0580	26	1		922539.0002	Arm	Arm		
0600	27							NOT USED
0620	28	1		3051	Mutter	Nut		KPL
0640	29	1		922539.0001	Arm	Arm		
0660	30	1			Skruv	Screw		
0700	31	1			Bricka	Washer		
0720	32	3		5943	Nippel	Nipple		
0740	33	2		94219	Rörvinkel	Pipe angle		
0760	34	1		455770.0100	Rör	Pipe		
0780	35	1		923186.0001	Propp	Plug		
0800	36	1		3463	Nippel	Nipple		
0820	37	1		5933	Tredoring	Tredoring		
0840	38	1		94167	Koppling	Fitting		L=1400
0860	39	1		A22385.0500	Muff	Socket		
0880	40	1		3763	Koppling	Fitting		
0900	41	1		94338	Hylsa	Sleeve		
0920	42	1		4430	Nylonrör	Nylon hose		
0940	43	1		455794.0100	Nivåsticka	Dipstick		
0960	44	1		455950.0100	Fäste	Bracket		
0980	45	1		95046	Klammer	Clamp		
1000	46	1		95038	Klammer	Clamp		
1020	47	1		922357.0002	Skruv	Screw		
1040	48	1		920076.002	Låsmutter	Lock nut		FFS
1060	49	1		455949.0100	Skylt	Sign		
1080	50	1		920926.0001	Nit	Rivet		
1100	51	1		920058.002	Kopparbricka	Copper washer		
1120	52	1		920985.0002	Nippel	Nipple		
1140	53	1		922463.0001	Gaspedal	Foot throttle		
1160	54	3		922357.0002	Skruv	Screw		
1180	55	1		922463.0003	Monteringssats	Mounting kit		
1200	56	1			•Låsbleck	•Securing plate	S	
1220	57	2			•Mutter	•Nut	S	
1240	58	1			•Klamma	•Clamp	S	



Reservdelar - Spare parts

30

75

1400

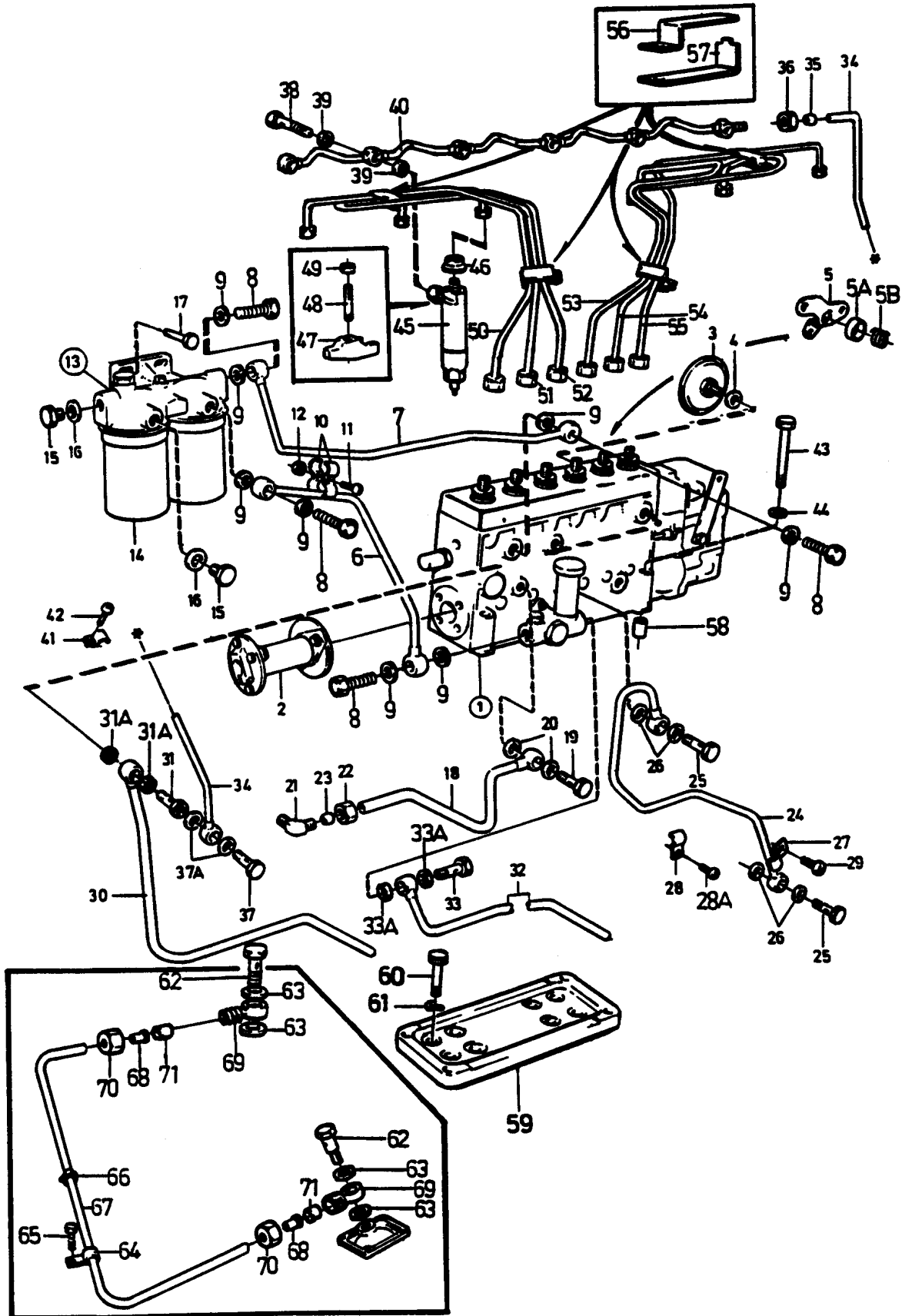
1400	Utgåva Issue		Bild nr Picture No		Motorpaket,avgassida TD71AW Montering gaspedal		Engine assembly, Exhaust side TD71AW Foot throttle mounting			
	Pos. Fig.	Antal/Quantity			Art nr Part No	Benämning	Description	Sats Kit	Anmärkning Notes	
1260	59	1			921096.0006 923110.0055	•Bygel	•Yoke	S S S	NOT USED NOT USED NOT USED ENGINE STOP WIRE L=3000 ENGINE STOP ACCELERATOR WIRE VBFS	
1280	60	2				•Skruv	•Screw			
1300	61	1				•Tapp	•Pin			
1320	62	1				Kilremssats	V-belt kit			
1340	63	1				Kilremssats	V-belt kit			
1360	64									
1380	65									
1400	66									
1440	67	1			456368.0100	Wirelås	Wire lock			
1450	68	1			921902.0002	Låstråd	Locking wire			
1460	69	1			3061	Skruv	Screw			
1480	70	1			357774.0100	Fäste	Bracket			
1500	71	1			922442.0045	Reglagekabel	Control cable			
1520	72	1			922575.0011	Klammer	Clamp			
1540	73	2			99024	Skruv	Screw			
1560	74	2			922564.0003	Låsbricka	Lock washer			
1580	75	2			923379.0001	Dämpare	Pad			
1600	76	1			357773.0100	Fäste	Bracket			
1620	77	1			922285.0001	Låsbygel	Retainer			
1640	78	2			920076.002	Låsmutter	Lock nut			
1660	79	4			922030.0002	Mutter	Nut			
1680	80	1			A13121.0100	Gaspedal	Foot throttle			
1700	81	3			90202	Kullänk	Ball link			
1720	82	1			A09868.0100	Dragstång	Pull rod			
1740	83	1			A09856.0100	Arm	Arm			
1760	84	ERF			3051	Mutter	Nut			
1780	85		1		A09855.0100	Axel	Shaft			
1800	86		1		920007.005	Bussning	Bushing			
1820	87		1		920046.006	Spårring	Retaining ring			
1840	88		1		A09867.0100	Fäste	Bracket			
1860	89		1		922285.0001	Bygel	Yoke			

PACKNINGSSATS HELRENOVERING
EJ ILLUSTRERAD /
GASKET KIT RECONDITIONING
NOT ILLUSTRATED

Reservdelar - Spare parts

1420

1420	Utgåva Issue		Bild nr Picture No		Packningssats helrenovering TD71AW		Gasket kit reconditioning TD71AW		
	980615		16597						
	Pos. Fig.	Antal/Quantity			Art nr Part No	Benämning	Description	Sats Kit	Anmärkning Notes
0020		1			923259.0738	Packningssats	Gasket kit		NOT ILLUSTRATED
0040		6			920715.0007	•Packning	•Gasket		
0060		16			921443.0003	•Packning	•Gasket		
0080		1			923107.0814	•Packning	•Gasket		
0100		1			923107.0363	•Packning	•Gasket		
0120		1			923349.0468	•Packning	•Gasket		
0140		1			4660	•Packning	•Gasket		
0160		1			921747.0001	•Packning	•Gasket		
0180		2			920027.001	•Packning	•Gasket		
0200		1			921555.0002	•Tätningsring	•Seal ring		
0220		1			923107.0868	•Tätningsring	•Seal ring		
0240		1			922371.0230	•Tätningsring	•Seal ring		
0260		1			922371.0250	•Tätning	•Seal		
0280		6			923107.0580	•Tätningsring	•Seal ring		
0300		1			923107.0847	•O-ring	•O-ring		
0320		2			923107.0376	•Tätningsring	•Seal ring		
0340		2			923107.0349	•Tätningsring	•Seal ring		
0360		1			923349.0318	•Tätningsring	•Seal ring		
0380		2			923107.0388	•Tätningsring	•Seal ring		
0400		6			923107.0340	•Tätningsring	•Seal ring		
0420		1			923107.0368	•Tätningsring	•Seal ring		
0440		1			923107.0413	•Tätningsring	•Seal ring		
0460		5			923107.0264	•Tätningsring	•Seal ring		
0480		4			923107.0355	•Tätningsring	•Seal ring		
0500		2			920777.0004	•O-ring	•O-ring		
0520		1			923107.0396	•O-ring	•O-ring		
0540		1			923107.0326	•O-ring	•O-ring		
0560		1			95110	•Packning	•Gasket		
0580		1			923259.0364	•Tätningsring	•Seal ring		
0600		2			920715.0011	•Packning	•Gasket		
0620		1			922371.0501	•Tätning	•Seal		
0640		4			921443.0003	•Bricka	•Washer		
0660		2			920058.003	•Kopparbricka	•Copper washer		
0680		1			923107.0400	•Packning	•Gasket		
0700		1			920058.004	•Packning	•Gasket		
0720		1			923349.0035	•Packning	•Gasket		
0740		4			920777.0004	•O-ring	•O-ring		
0760		2			923107.0374	•O-ring	•O-ring		
0780		1			923107.0380	•O-ring	•O-ring		
0800		1			923259.0816	•O-ring	•O-ring		
0820		1			923349.0469	•Packning	•Gasket		



Reservdelar - Spare parts

30

79

1450

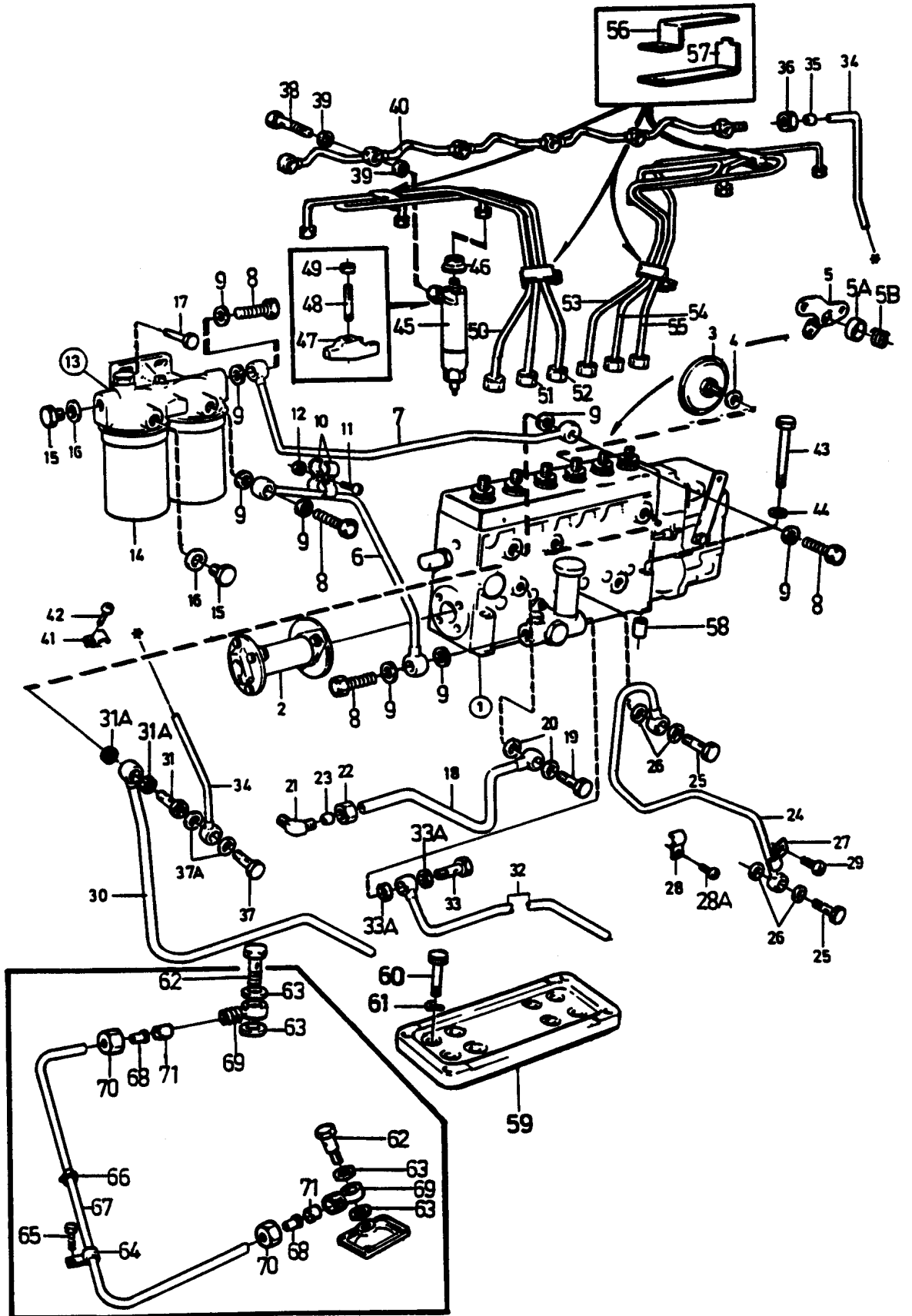
1450	Utgåva Issue		Bild nr Picture No		Bränsleinsprutningssystem TD71AW		Fuel injection system TD71AW		
	980615		14860						
	Pos. Fig.	Antal/Quantity			Art nr Part No	Benämning	Description	Sats Kit	Anmärkning Notes
0020	1	1			923110.0052	Insprutningspump	Injection pump		105)
0040		1			923349.0472	•Rep.sats	•Repair kit		
0060		1			923107.0639	•Matarpump	•Feed pump		SEE GR 30, PAGE 99
0080		1			923107.0650	•Regulator	•Regulator		
0100		1			923349.0542	Insprutningspump	Injection pump		62)
0120		1			923349.0472	•Rep.sats	•Repair kit		
0140		1			923107.0639	•Matarpump	•Feed pump		SEE GR 30, PAGE 99
0160	2	1				Koppling	Fitting		
0180	3	1			920401.001	Tryckutjämnare	Pressure equalizer		
0200	4	1			921443.0003	Packning	Gasket		
0220	5	1			923107.0449	Hävarm	Lever		
0240	5A								NOT USED
0260	5B								NOT USED
0280	6	1			923107.0559	Bränslerör	Fuel pipe		
0300	7	1			923107.0560	Bränslerör	Fuel pipe		
0320	8	4			920714.0003	Hålskruv	Hollow screw		
0340	9	8			921443.0003	Packning	Gasket		
0360	10	4			825	Klammer	Clamp		
0380	11	2			923107.0457	Skruv	Screw		
0400	12	2			923107.0428	Mutter	Nut		
0420	13	1			923103.0001	Filterhus	Filter housing		
0440	14	2			3147	Bränslefilter	Fuel filter		
0460	15	3			923107.0458	Propp	Plug		
0480	16	3			921443.0003	Packning	Gasket		
0500	17	2			923107.0321	Skruv	Screw		
0520	18	1			923107.0561	Rör	Pipe		63)
0540	19	1			920714.0004	Hålskruv	Hollow screw		
0560	20	2			920715.0011	Packning	Gasket		
0580	21	1			921579.0001	Nippel	Nipple		
0600	22	1			921553.0002	Mutter	Nut		
0620	23	1			921554.0002	Kona	Cone		
0640	24	1			923107.0562	Rör	Pipe		64)
0660	25	2			920714.0003	Hålskruv	Hollow screw		
0680	26	4			921443.0003	Packning	Gasket		
0700	27	1			923107.0563	Klammer	Clamp		
0720	28	1			923107.0564	Klammer	Clamp		
0740	28A	1			923349.0031	Skruv	Screw		
0760	29	1			923107.0461	Skruv	Screw		
0780	30	1			923107.0467	Bränslerör	Fuel pipe		
0800	31	1			920714.0002	Hålskruv	Hollow screw		
0820	31A	2			921443.0003	Packning	Gasket		
0840	32	1			923107.0467	Bränslerör	Fuel pipe		
0860	33	1			920714.0003	Hålskruv	Hollow screw		
0880	33A	2			921443.0003	Packning	Gasket		
0900	34	1			923107.0565	Läckoljerör	Leak oil pipe		
0920	35	1			921554.0005	Skärring	Cone ring		
0940	36	1			921553.0005	Mutter	Nut		
0960	37	1			923259.0566	Hålskruv	Hollow screw		
0980	37A	2			922371.0501	Tätning	Seal		
1000	38	6			923259.0566	Hålskruv	Hollow screw		
1020	39	12			922371.0501	Tätning	Seal		
1040	40	1			923107.0566	Läckoljerör	Leak oil pipe		
1060	41	2			923107.0567	Klammer	Clamp		
1080	42	2			923107.0568	Skruv	Screw		
1100	43	4			923107.0402	Skruv	Screw		
1120	44	4			923107.0569	Bricka	Washer		
1140	45	6			923110.0050	Insprutare	Injector		SEE GR 30, PAGE 83

62. Med rökbegränsare With smoke eliminator

63. Cylinderblock-Insprutningspump Cylinder block-Fuel injection pump

64. Insprutningspump-Cylinderblock Fuel injection pump-Cylinder block

105. Utan rökbegränsare Without smoke eliminator



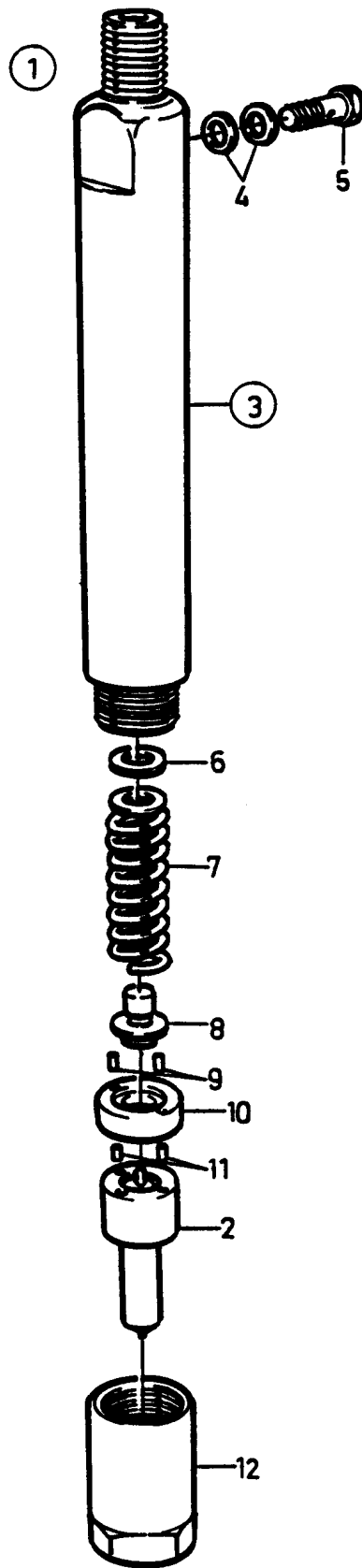
Reservdelar - Spare parts

30

81

1450

1450	Utgåva Issue		Bild nr Picture No		Bränsleinsprutningssystem TD71AW		Fuel injection system TD71AW		
	980615		14860						
	Pos. Fig.	Antal/Quantity			Art nr Part No	Benämning	Description	Sats Kit	Anmärkning Notes
1160	46	6			921580.0001	V-ring	V-ring		
1180	47	6			923107.0471	Ok	Yoke		
1200	48	6			923107.0472	Pinnskruv	Stud		
1220	49	6			923349.0347	Mutter	Nut		
1240	50	1			923107.0570	Tryckrör	Delivery pipe		
1260	51	1			923107.0571	Tryckrör	Delivery pipe		
1280	52	1			923107.0572	Tryckrör	Delivery pipe		
1300	53	1			923107.0573	Tryckrör	Delivery pipe		
1320	54	1			923107.0574	Tryckrör	Delivery pipe		
1340	55	1			923107.0575	Tryckrör	Delivery pipe		
1360	56	2			923107.0480	Klammer	Clamp		
1380	57	5			923107.0479	Klammer	Clamp		
1400	58	3			923107.0576	Hylsa	Sleeve		
1420	59	1			923349.0543	Hylla	Shelf		
1440	60	4			923107.0577	Skruv	Screw		
1460	61	4			923107.0382	Fjäderbricka	Spring washer		
1480	62	2			923468.0036	Hålskruv	Hollow screw		65)
1500	63	4			920715.0007	Packning	Gasket		65)
1520	64	1			923107.0567	Klammer	Clamp		65)
1540	65	1			923107.0359	Skruv	Screw		65)
1560	66	ERF			923349.0544	Klamma	Clamp		65)
1580	67	ERF			923109.0695	Plaströr	Plastic pipe		65)
1600	68	2			923109.0693	Hylsa	Sleeve		65)
1620	69	2			923109.0692	Nippel	Nipple		65)
1640	70	2			921553.0002	Mutter	Nut		65)
1660	71	2			921554.0002	Kona	Cone		65)



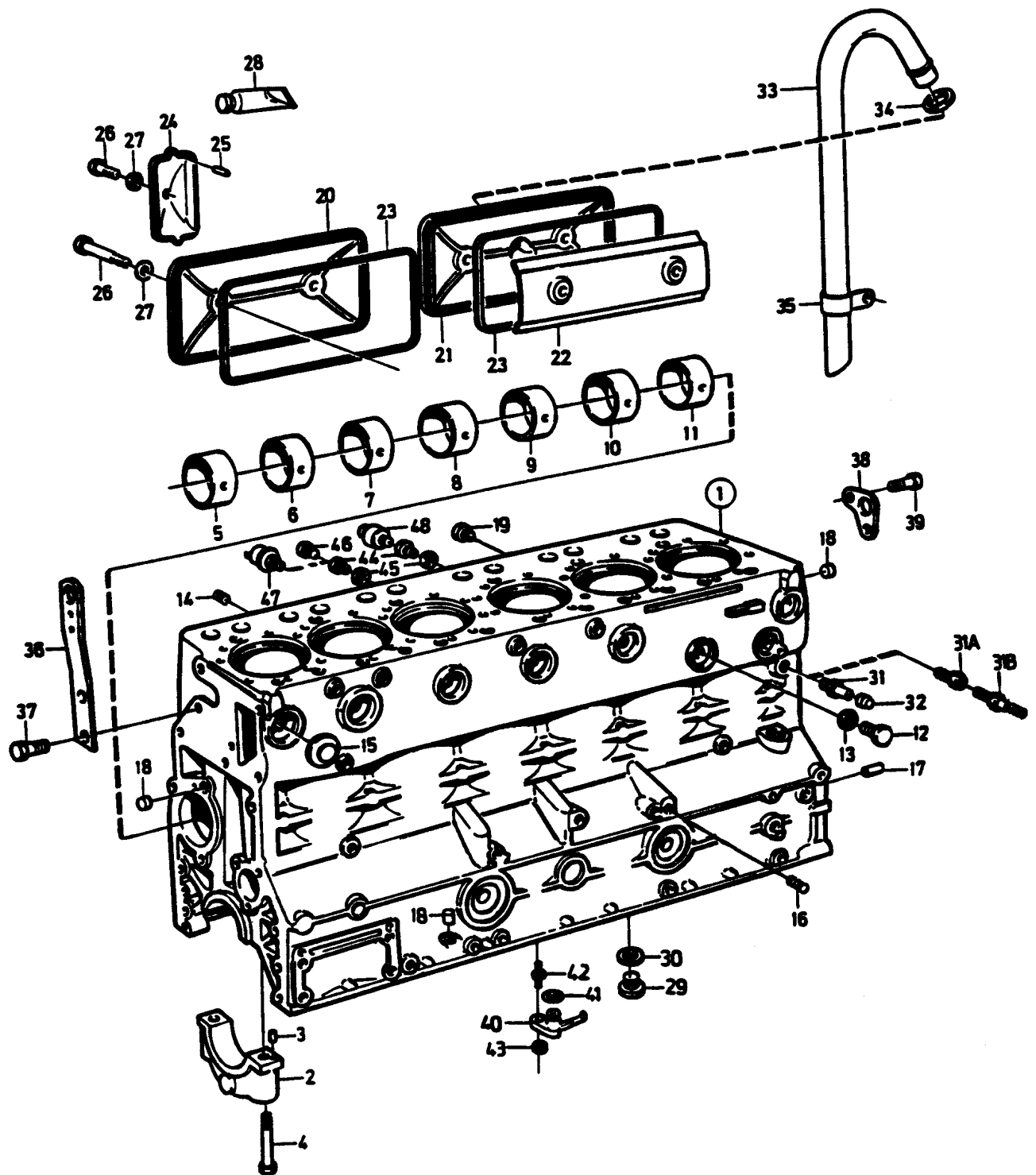
Reservdelar - Spare parts

30

83

1500

1500	Utgåva Issue		Bild nr Picture No		Insprutare TD71AW		Fuel injector TD71AW		
	980615		14861						
	Pos. Fig.	Antal/Quantity			Art nr Part No	Benämning	Description	Sats Kit	Anmärkning Notes
0020	1	1			923110.0050	Insprutare	Injector		
0040	2	1			923110.0051	•Spridare	•Nozzle		
0060	3	1				•Spridarhållare	•Nozzle holder		
0080	4	2			922371.0501	•Tätning	•Seal		
0100	5	1			923107.0486	•Skruv	•Screw		
0120	6	ERF			923107.0487	•Bricka	•Washer		TJ=1,00MM
0140		ERF			923107.0488	•Bricka	•Washer		TJ=1,04MM
0160		ERF			923107.0489	•Bricka	•Washer		TJ=1,08MM
0180		ERF			923107.0832	•Bricka	•Washer		TJ=1,12MM
0200		ERF			923107.0491	•Bricka	•Washer		TJ=1,16MM
0220		ERF			923107.0492	•Bricka	•Washer		TJ=1,20MM
0240		ERF			923107.0493	•Bricka	•Washer		TJ=1,24MM
0260		ERF			923107.0494	•Bricka	•Washer		TJ=1,28MM
0280		ERF			923107.0495	•Bricka	•Washer		TJ=1,32MM
0300		ERF			923107.0496	•Bricka	•Washer		TJ=1,36MM
0320		ERF			923107.0497	•Bricka	•Washer		TJ=1,40MM
0340		ERF			923107.0498	•Bricka	•Washer		TJ=1,44MM
0360		ERF			923107.0499	•Bricka	•Washer		TJ=1,48MM
0380		ERF			923107.0500	•Bricka	•Washer		TJ=1,56MM
0400		ERF			923107.0501	•Bricka	•Washer		TJ=1,60MM
0420		ERF			923107.0502	•Bricka	•Washer		TJ=1,64MM
0440		ERF			923107.0503	•Bricka	•Washer		TJ=1,68MM
0460		ERF			923107.0504	•Bricka	•Washer		TJ=1,72MM
0480		ERF			923107.0505	•Bricka	•Washer		TJ=1,76MM
0500		ERF			923107.0506	•Bricka	•Washer		TJ=1,80MM
0520		ERF			923107.0507	•Bricka	•Washer		TJ=1,86MM
0540		ERF			923107.0508	•Bricka	•Washer		TJ=1,88MM
0560		ERF			923107.0509	•Bricka	•Washer		TJ=1,92MM
0580		ERF			923107.0510	•Bricka	•Washer		TJ=1,96MM
0600	7	1			923107.0511	•Tryckfjäder	•Pressure spring		
0620	8	1			923107.0512	•Tryckstång	•Push rod		
0640	9	2			923107.0513	•Styrpinne	•Guide pin		
0660	10	1			923468.0150	•Bricka	•Washer		
0680	11	2			923107.0515	•Pinne	•Pin		
0700	12	1			921550.0002	•Spridarhylsa	•Nozzle sleeve		



Reservdelar - Spare parts

30

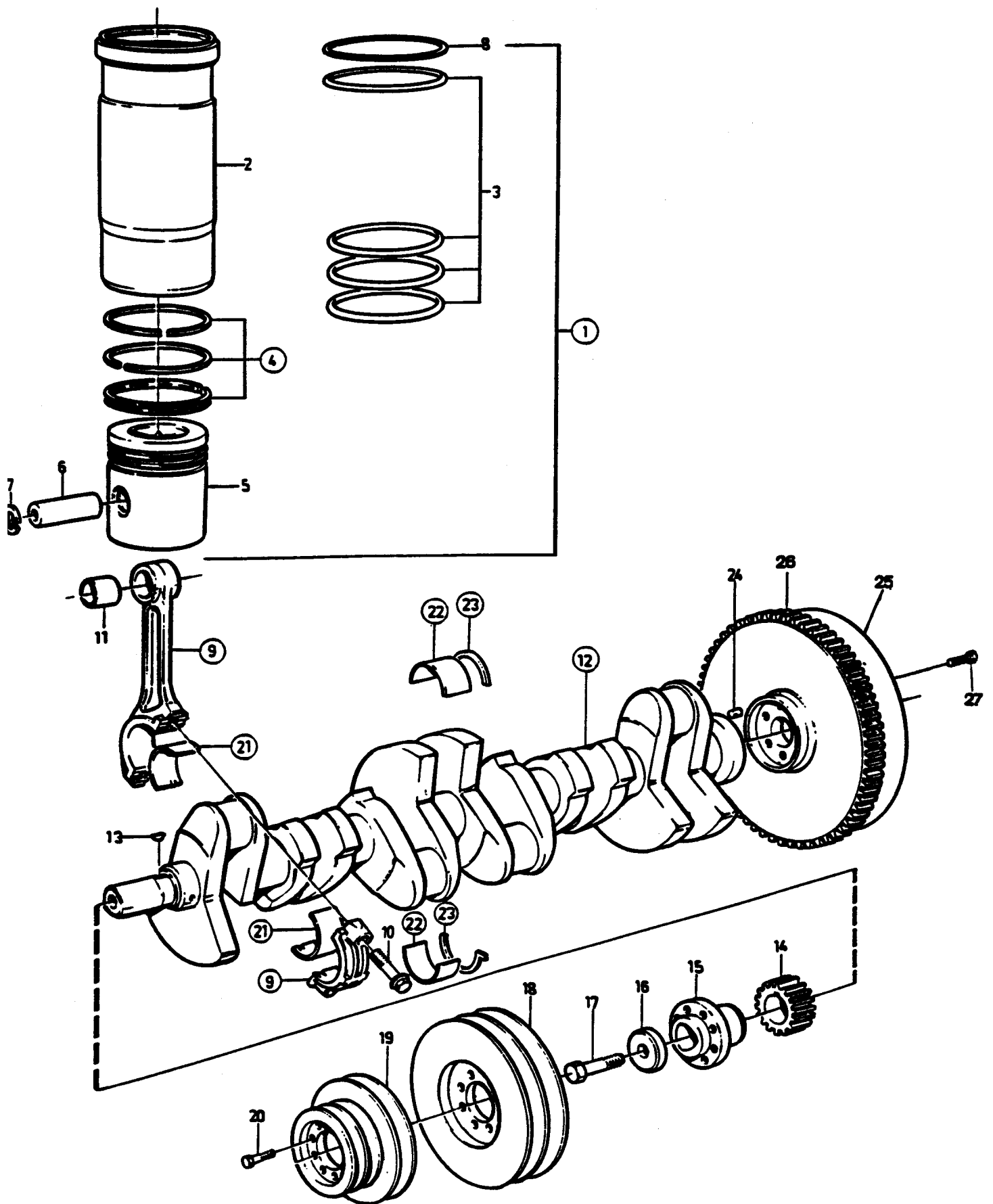
85

1550

1550	Utgåva Issue		Bild nr Picture No		Cylinderblock TD71AW	Cylinder block TD71AW			
	980615		14842						
	Pos. Fig.	Antal/Quantity			Art nr Part No	Benämning	Description	Sats Kit	Anmärkning Notes
0020	1	1			923107.0578	Cylinderblock	Cylinder block		
0040	2	7				•Överfall	•Cap		
0060	3	1			923107.0218	•Pinne	•Pin		
0080	4	14			923107.0219	•Skruv	•Screw		
0100	5	1			923107.0220	•Bussning	•Bushing		
0120	6	1			923107.0221	•Bussning	•Bushing		
0140	7	1			923107.0222	•Bussning	•Bushing		
0160	8	1			923107.0223	•Bussning	•Bushing		
0180	9	1			923107.0224	•Bussning	•Bushing		
0200	10	1			923107.0225	•Bussning	•Bushing		
0220	11	1			923107.0226	•Bussning	•Bushing		
0240	12	1			923107.0678	•Propp	•Plug		
0260	13	1			920983.0002	•Packning	•Gasket		
0280	14	7			923107.0229	•Plugg	•Plug		
0300	15	6			923349.0733	•Plugg	•Plug		
0320	16	1			923349.0032	•Propp	•Plug		
0340	17	2			923107.0232	•Pinne	•Pin		
0360	18	4			923107.0233	•Plugg	•Plug		
0380		1			923107.0233	Plugg	Plug		
0400	19	1			923349.0422	Propp	Plug		
0420	20	1			923349.0416	Lock	Cover		
0440	21	1			923259.0824	Lucka	Cover lid		
0460	22	1			923349.0417	Plåt	Plate		
0480	23	2			920027.001	Packning	Gasket		
0500	24	1			923349.0418	Lock	Cover		
0520	25	1			923349.0419	Rörpinne	Tabular pin		
0540	26	5			923349.0420	Skruv	Screw		
0560	27	5			923107.0264	Tätningsring	Seal ring		
0580	28	1			923107.0308	Tätningsmedel	Sealing compound		
0600	29	1			923349.0034	Plugg	Plug		
0620	30	1			923349.0035	Packning	Gasket		
0640	31	1			923107.0234	Nippel	Nipple		66) TID UTF
0660	31A	1			923107.0686	Nippel	Nipple		NY UTF
0680	31B	1			923349.0313	Kran	Tap		NY UTF
0700	32	1			923107.0235	Skyddskåpa	Protecting cover		TID UTF
0720	33	1			923107.0583	Rör	Pipe		
0740	34	1			921555.0002	Tätningsring	Seal ring		
0760	35	1			923349.0036	Klamma	Clamp		
0780	36	1				Lyftöra	Lifting ear		
0800	37	2			923349.0421	Skruv	Screw		L=30MM
0820	38	2				Lyftöra	Lifting ear		
0840	39	4				Skruv	Screw		
0860	40	6			923107.0579	Kolvkylningsmunstycke	Piston cooling jet		
0880	41	6			923107.0580	Tätning	Seal		
0900	42	6			923107.0581	Pinnskruv	Stud		
0920	43	6			923107.0582	Låsmutter	Lock nut		
0940	44	2			923107.0584	Reducering	Reducing		
0960	45	2			920058.003	Kopparbricka	Copper washer		
0980	46	2			920307.003	Propp	Plug		103)
1000	47	1			425817.8034	Oljetryckgivare,motor	Oil press.sensor,engine		SATS/KIT
1020	48	1			923546.0001	Kontakt,oljetryck,motor	Contact,eng.oil.press.		

66. Ers av 1st 923107.0686,1st 923349.0313 Replaced by 1pc 923107.0686,1pc 923349.0313

103. Propp för oljetrycks uttag Plug for oil pressure point



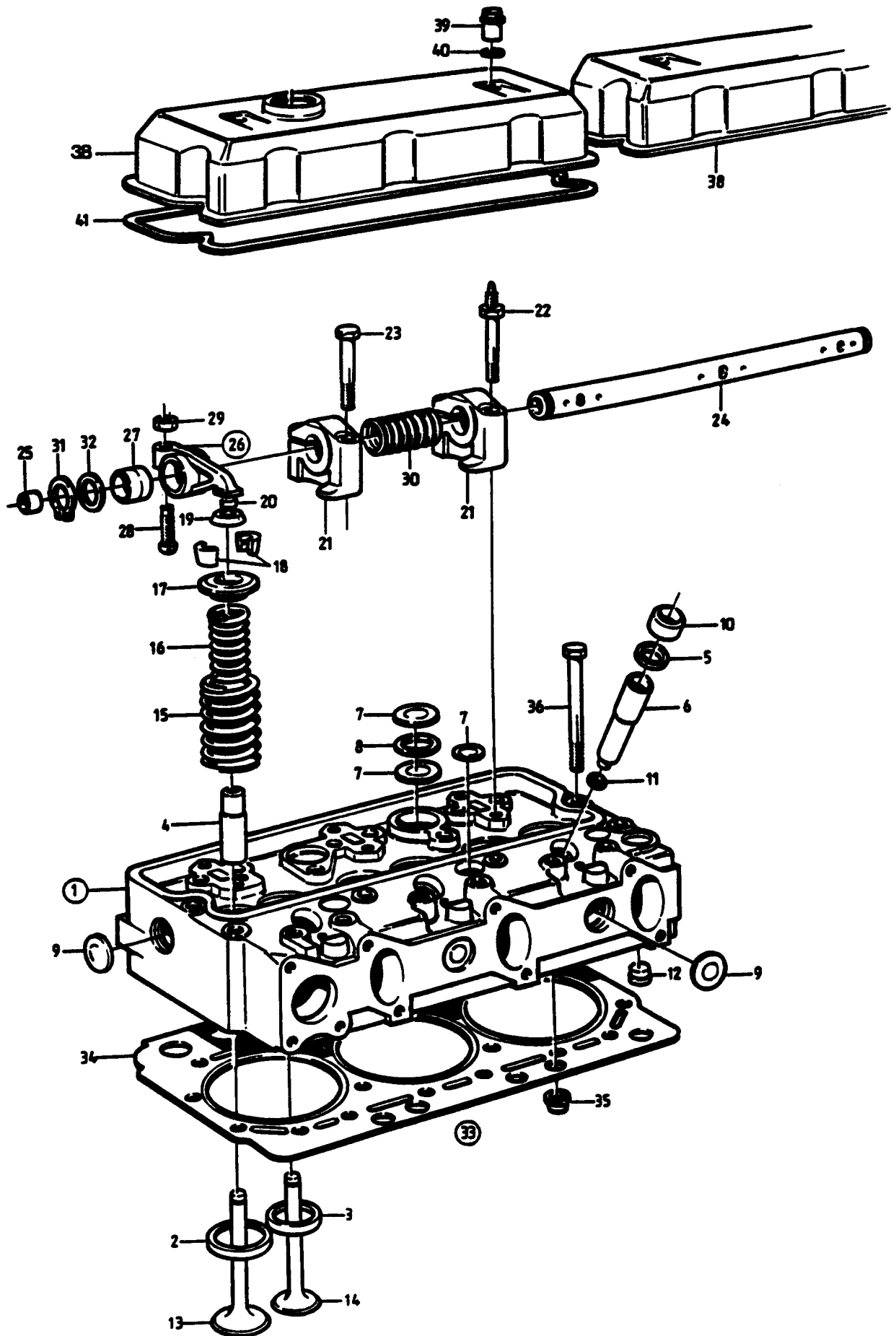
Reservdelar - Spare parts

30

87

1600

1600	Utgåva Issue		Bild nr Picture No		Vevrörelse TD71AW		Crankshaft and related parts TD71AW		
	980615		16300						
	Pos. Fig.	Antal/Quantity			Art nr Part No	Benämning	Description	Sats Kit	Anmärkning Notes
0020	1	6			923107.0585	Cylinderfodersats	Cylinder liner kit		
0040	2	6				•Cylinderfoder	•Cylinder liner		
0060	3	6			923107.0586	•Tätningssats	•Seal kit		
0080	4	6			922303.0005	•Kolvringsats	•Piston ring kit		
0100	5	6				•Kol	•Piston		
0120	6	6			923107.0587	•Tapp	•Pin		
0140	7	12			923107.0588	•Låsring	•Lock ring		
0160	8	ERF			923259.0733	Bricka	Washer		TJ=0,12MM
0180		ERF			923259.0298	Bricka	Washer		TJ=0,20MM
0200		ERF			923259.0299	Bricka	Washer		TJ=0,30MM
0220		ERF			923259.0300	Bricka	Washer		TJ=0,50MM
0240	9	6			923107.0589	Vevstake	Connecting rod		
0260	10	12			923107.0271	•Skruv	•Screw		
0280	11	6			923107.0590	•Bussning	•Bushing		
0300	12	1			923107.0591	Vevaxel	Crankshaft		
0320	13	1			923107.0274	•Kil	•Key		
0340	14	1			923107.0275	Kuggghjul	Gear		
0360	15	1			923107.0276	Nav	Hub		
0380	16	1			923107.0277	Bricka	Washer		
0400	17	1			923107.0278	Skruv	Screw		
0420	18	1			923705.0280	Svängningsdämpare	Vibration damper		
0440	19	1			923107.0280	Remskiva	Pulley		3 SPÅR/3 GROOVE
0460	20	8			923107.0281	Skruv	Screw		L=60MM
0480	21	6			922735.0001	Vevlagersats	Crank shaft bearing kit		STD D
0500		6			923107.0592	Vevlagersats	Crank shaft bearing kit		0,25MM UD
0520		6			923107.0593	Vevlagersats	Crank shaft bearing kit		0,50MM UD
0540		6			923107.0594	Vevlagersats	Crank shaft bearing kit		0,75MM UD
0560		6			923107.0595	Vevlagersats	Crank shaft bearing kit		1,00MM UD
0580		6			923107.0596	Vevlagersats	Crank shaft bearing kit		1,25MM UD
0600	22	7			922736.0001	Ramlagersats	Base bearing kit		STD D
0620		7			923107.0597	Ramlagersats	Base bearing kit		0,25MM UD
0640		7			923107.0598	Ramlagersats	Base bearing kit		0,50MM UD
0660		7			923107.0599	Ramlagersats	Base bearing kit		0,75MM UD
0680		7			923107.0600	Ramlagersats	Base bearing kit		1,00MM UD
0700		7			923107.0601	Ramlagersats	Base bearing kit		1,25MM UD
0720	23	1			922737.0001	Tryckbricksats	Thrust washer kit		STD D
0740		1			923107.0602	Tryckbricksats	Thrust washer kit		0,1MM ÖD
0760		1			923107.0603	Tryckbricksats	Thrust washer kit		0,2MM ÖD
0780		1			923107.0604	Tryckbricksats	Thrust washer kit		0,3MM ÖD
0800	24	1			923107.0297	Pinne	Pin		
0820	25	1			425817.8015	Svänghjul	Flywheel		SATS/KIT
0850	26	1			923087.0001	•Kuggkrans	•Gear rim		
0860	27	6			923764.0293	•Skruv	•Screw		



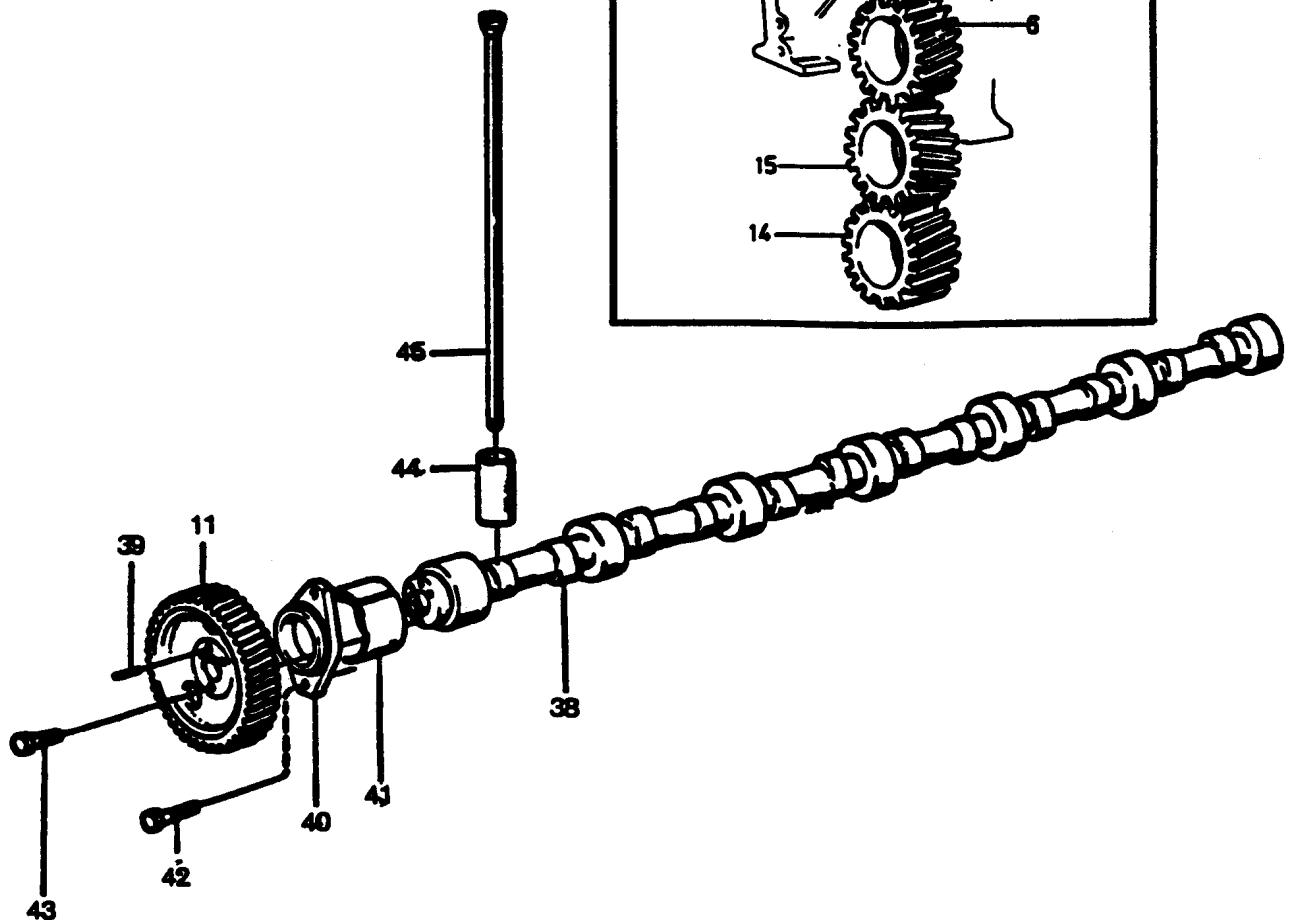
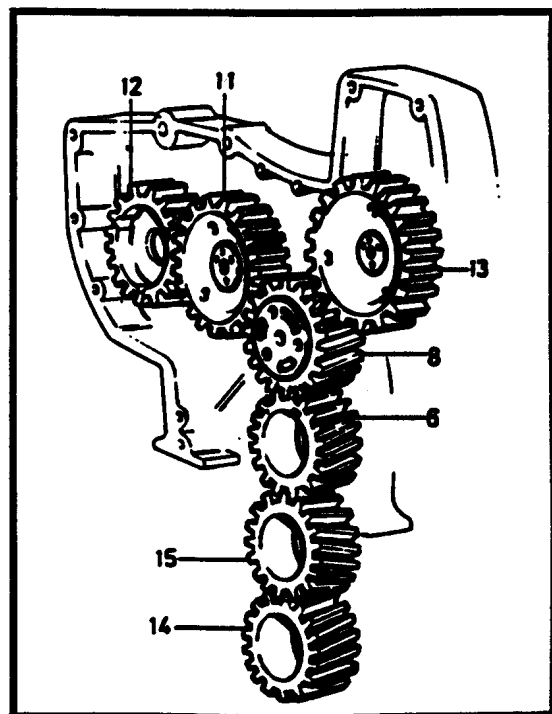
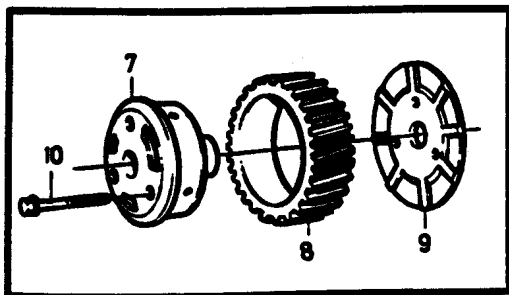
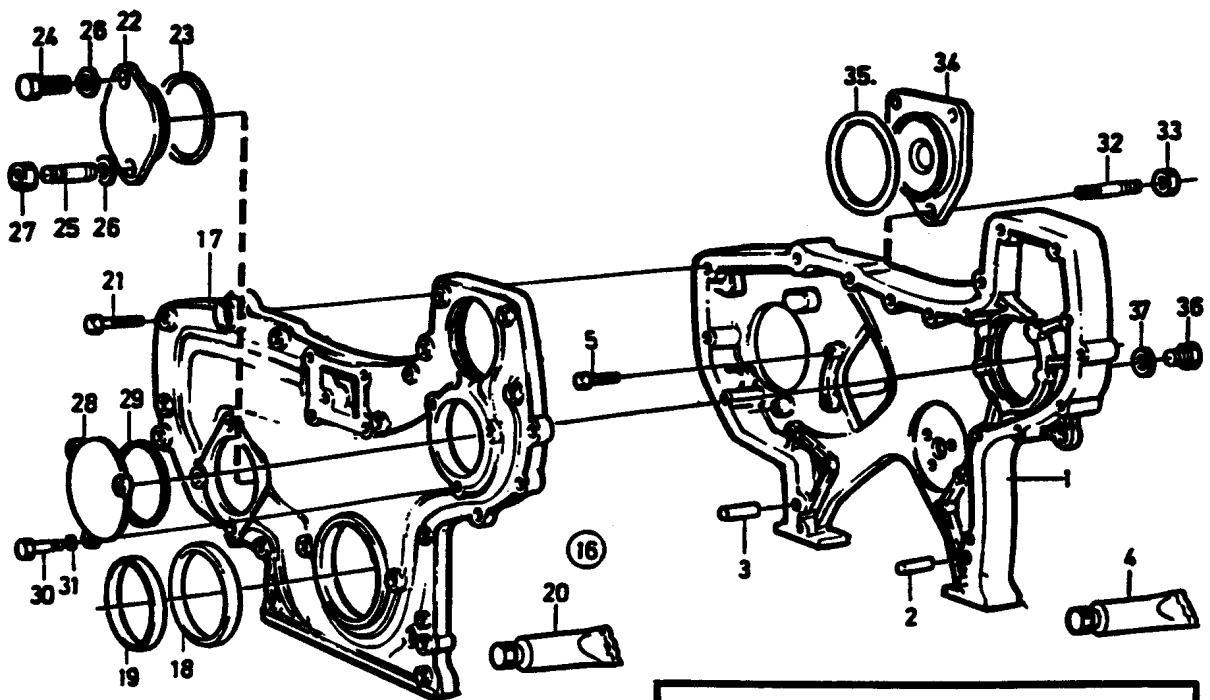
Reservdelar - Spare parts

30

89

1650

1650	Utgåva Issue		Bild nr Picture No		Cylinderlock TD71AW	Cylinder head TD71AW				
	980615		14863							
	Pos. Fig.	Antal/Quantity			Art nr Part No	Benämning	Description	Sats Kit	Anmärkning Notes	
0020	1	2			923107.0605	Cylindertopp	Cylinder top		INSUG/INLET AVGAS/EXHAUST	
0040	2	6			922660.0003	•Ventilsäte	•Valve seat			
0060	3	6			922660.0004	•Ventilsäte	•Valve seat			
0080	4	12			922526.0004	•Styrning	•Guide			
0100	5	6			921368.0004	•Packning	•Gasket			
0120	6	6			920030.004	•Hylsa	•Sleeve			
0140	7	14			920307.004	•Plugg	•Plug			
0160	8	4			923107.0244	•Packning	•Gasket			
0180	9	8			923107.0245	•Plugg	•Plug			
0200	10	6			921581.0001	•Tätning	•Seal			
0220	11	6			920031.002	•O-ring	•O-ring			
0240	12									
0260	13	6			923107.0606	Insugningsventil	Induction valve			
0280	14	6			923349.0037	Avgasventil	Exhaust valve			
0300	15	12			921477.0014	Fjäder	Spring			
0320	16	12			921477.0013	Fjäder	Spring			
0340	17	12			921298.0003	Bricka	Washer			
0360	18	24			922744.0001	Lås	Lock			
0380	19	12			923107.0608	Lock	Cover			
0400	20	12			923109.0702	Ventilhatt	Valve cap			
0420	21	6			923107.0609	Lagerbock	Bearing bracket			
0440	22	4			923107.0248	Pinnskruv	Stud			
0460	23	8			923107.0249	Skruv	Screw			
0480	24	2			923107.0610	Axel	Shaft			
0500	25	2			923107.0711	•Plugg	•Plug			
0520	26	12			923107.0611	Vipparm	Rocker arm			
0540	27	12			923107.0612	•Bussning	•Bushing			
0560	28	12			923107.0254	•Bult	•Bolt			
0580	29	12			923107.0255	•Mutter	•Nut			
0600	30	4			923107.0613	Fjäder	Spring			
0620	31	4			923107.0614	Låsring	Lock ring			
0640	32	4			923107.0615	Bricka	Washer			
0660	33	2			923110.0173	Packningssats	Gasket kit			
0680	34	2				•Packning	•Gasket	S		
0700	35	12			923107.0260	•Tätningsring	•Seal ring	S		
0720		16			921581.0003	•Tätningsring	•Seal ring	S		
0740		2			921581.0002	•Tätningsring	•Seal ring	S		
0760	36	40			923107.0616	Skruv	Screw			
0780	37									
0800	38	2			923107.0618	Kåpa	Cover			
0820	39	4			923107.0263	Mutter	Nut			
0840	40	4			923107.0264	Tätningssring	Seal ring			
0860	41	2			923107.0617	Packning	Gasket			
0880		1			923259.0739	Packningssats	Gasket kit			
								SOTNING/DECARBONIZING		



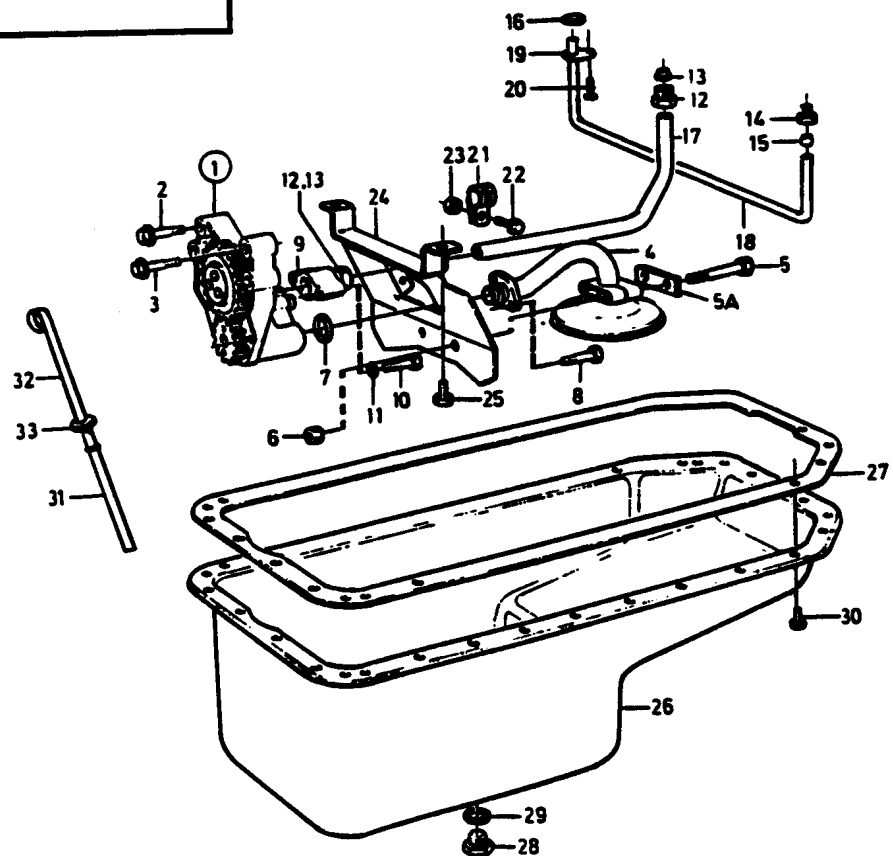

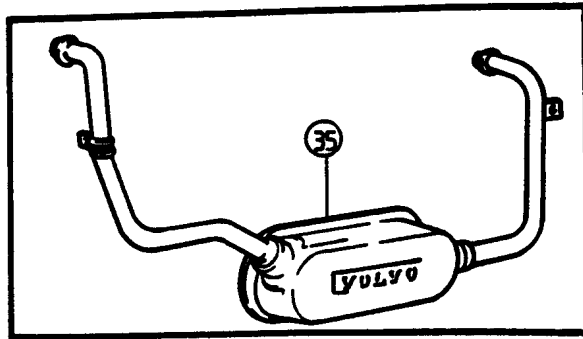
Reservdelar - Spare parts

30

91

1700

1700	Utgåva Issue		Bild nr Picture No		Kamaxel,transmissionshus och drev TD71AW		Camshaft,timing gear and gears TD71AW		
	980615		14845						
	Pos. Fig.	Antal/Quantity			Art nr Part No	Benämning	Description	Sats Kit	Anmärkning Notes
0020	1	1			923107.0619	Transmissionshus	Transmission case		
0040	2	1			923107.0306	Pinne	Pin		
0060	3	1			923107.0307	Pinne	Pin		
0080	4	1			923107.0308	Tätningssmedel	Sealing compound		
0100	5	2			923107.0309	Skruv	Screw		L=28MM
0120		2			923107.0310	Skruv	Screw		L=58MM
0140	6	1			923107.0275	Kugghjul	Gear		VEVAXEL/CRANKSHAFT
0160	7	1			923468.0046	Spindel	Spindle		
0180	8	1			923705.0274	Kugghjul	Gear		
0200	9	1			923107.0313	Tryckbricka	Thrust washer		
0220	10	3			923107.0314	Skruv	Screw		
0240	11	1			923107.0302	Drev	Gear		KAMAXEL/CAMSHAFT
0260									SN-XXXXXXXXXX/32960
0280		1			923349.0382	Drev	Gear		KAMAXEL/CAMSHAFT
0300									SNXXXXXXXXXX/32961-
0320									NITRO
0340	12	1			442	Kugghjul	Gear		LUFTKOMPR./AIR COMPR.
0360									SN-XXXXXXXXXX/32960
0380		1			923349.0357	Kugghjul	Gear		LUFTKOMPR./AIR COMPR.
0400									SNXXXXXXXXXX/32961-
0420									NITRO
0440	13	1			923349.0382	Drev	Gear		INSRUTNINGSPUMP/
0460									FUEL INJECTION PUMP
0480	14	1			923107.0620	Kugghjul	Gear		OLJEPUMP/OIL PUMP
0500	15	1			923107.0315	Kugghjul	Gear		OLJEPUMP/OIL PUMP
0520	16	1				Lock	Cover		
0540	17	1				•Lock	•Cover		
0560	18	1				•Tätningssring	•Seal ring		
0580	19	1				•Tätning	•Seal		
0600	20	1			923107.0308	Tätningssmedel	Sealing compound		
0620	21	6			923107.0320	Skruv	Screw		L=40MM
0640		6			923107.0317	Skruv	Screw		L=80MM
0660		2			923107.0318	Skruv	Screw		L=45MM
0680		2			923107.0319	Skruv	Screw		L=55MM
0700		1			923107.0328	Skruv	Screw		L=90MM
0720	22	1			923259.0830	Lock	Cover		
0740	23	1			922371.0250	Tätning	Seal		
0760	24	1			923107.0381	Skruv	Screw		L=65MM
0780	25	1			923107.0623	Pinnskruv	Stud		L=40MM
0800	26	2			923107.0323	Bricka	Washer		
0820	27	1			923349.0347	Mutter	Nut		
0840	28	1			923349.0426	Lock	Cover		
0860	29	1			923107.0326	O-ring	O-ring		
0880	30	3			923107.0327	Skruv	Screw		
0900	31	3			920771.0001	Fjäderbricka	Spring washer		
0920	32	3			923107.0324	Pinnskruv	Stud		
0940	33	3			923107.0325	Mutter	Nut		
0960	34	1			922747.0001	Lock	Cover		
0980	35	1			4660	Packning	Gasket		
1000	36	1			921022.0005	Propp	Plug		
1020	37	1			923107.0400	Packning	Gasket		
1040	38	1			923107.0622	Kamaxel	Cam shaft		
1060	39	1			383	•Pinne	•Pin		
1080	40	1			923107.0300	Fläns	Flange		
1100	41	1				Bussning	Bushing		SEE CYLINDER BLOCK
1120	42	2			923107.0301	Skruv	Screw		
1140	43	3			923107.0303	Skruv	Screw		
1160	44	12			923107.0304	Ventillyftare	Tappet		
1180	45	12			922733.0001	Tryckstång	Push rod		



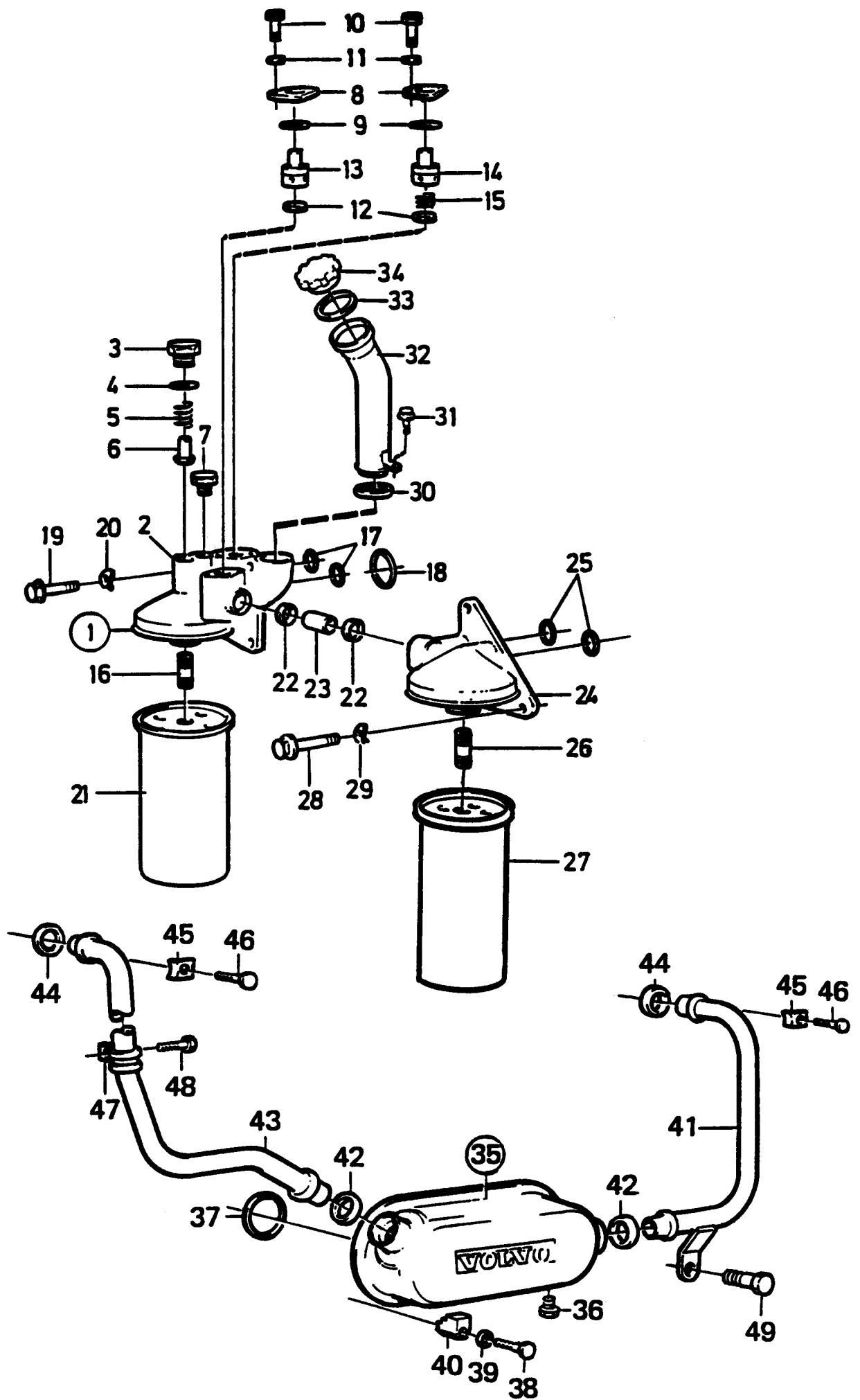
Reservdelar - Spare parts

30

93

1720

1720	Utgåva Issue		Bild nr Picture No		Smörjsystem med oljesump TD71AW		Lubricating system with oil sump TD71AW		
	980615		14859						
	Pos. Fig.	Antal/Quantity			Art nr Part No	Benämning	Description	Sats Kit	Anmärkning Notes
0020	1	1			923107.0624	Oljepump	Oil pump		M10X70MM M8X70MM
0040		1			923349.0048	•Rep.sats	•Repair kit		
0060	2	4			923107.0249	Skruv	Screw		
0080	3	2			923705.0322	Skruv	Screw		
0100	4	1			923107.0625	Sil	Strainer		
0120	5	2			923107.0347	Skruv	Screw		
0140	5A	1			923349.0430	Bricka	Washer		
0160	6	2			923107.0348	Mutter	Nut		
0180	7	2			923107.0349	Tätningssring	Seal ring		
0200	8	2			923107.0328	Skruv	Screw		
0220	9	1			923636.0893	Mellanstycke	Intermediate piece		
0240	10	2			923107.0626	Skruv	Screw		
0260	11	2			920771.0001	Fjäderbricka	Spring washer		
0280	12	2			923107.0353	Anslutning	Connection		
0300	13	2			923107.0354	Skärring	Cone ring		
0320	14	1			923107.0353	Anslutning	Connection		
0340	15	1			923107.0354	Skärring	Cone ring		
0360	16	2			923107.0355	Tätningssring	Seal ring		
0380	17	1			923107.0627	Oljerör	Oil pipe		
0400	18	1			923107.0357	Oljerör	Oil pipe		
0420									KOLVKYLNING/ PISTON COOLING
0440	19	1			923107.0358	Klamma	Clamp		
0460	20	1			923107.0359	Skruv	Screw		
0480	21	1			923705.0552	Klamma	Clamp		
0500	22	1			923107.0359	Skruv	Screw		
0520	23	1			923107.0348	Mutter	Nut		
0540	24	1			923107.0628	Plåt	Plate		
0560	25	2			923107.0359	Skruv	Screw		
0580	26	1			923107.0629	Oljesump	Oilsump		
0600		1			923107.0630	Oljesump	Oilsump		
0620	27	1			921747.0001	Packning	Gasket		
0660	28	1			923107.0813	Propp	Plug		
0680		1			921753.0002	Propp	Plug		
0700	29	1			923107.0814	Packning	Gasket		
0720		1			923107.0363	Packning	Gasket		
0740	30	36			923107.0359	Skruv	Screw		
0760	31	1			923107.0365	Rör	Pipe		
0780	32	1			923107.0366	Nivåsticka	Dipstick		
0800									ERS AV/REPLACED BY 923349.0431 SN25726/XXXXXXXXXX-
0820		1			923349.0431	Nivåsticka	Dipstick		
0840	33	1			923107.0869	•O-ring	•O-ring		
0860	34					Oljefilter	Oil filter		
0880	35					Oljekylare	Oil cooler		
									SEE GR 30, PAGE 95 SEE GR 30, PAGE 95



Reservdelar - Spare parts

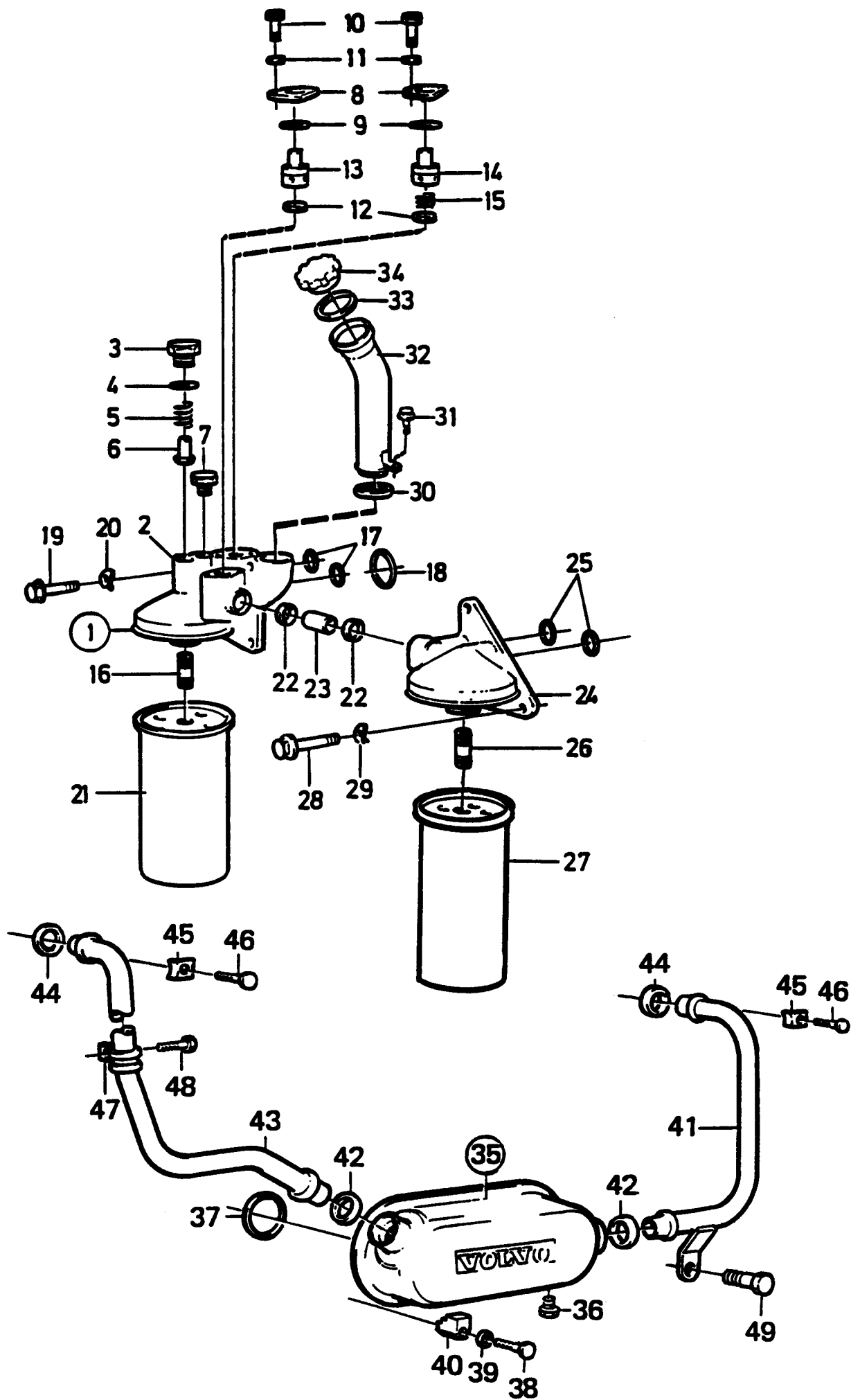
30

95

1750	Utgåva Issue		Bild nr Picture No		Oljefilter och oljekylare med monteringsdetaljer		Oil filter and oil cooler with installation components TD71AW		
	980615		15406		TD71AW				
	Pos. Fig.	Antal/Quantity			Art nr Part No	Benämning	Description	Sats Kit	Anmärkning Notes
0020	1	1			923107.0634	Hus	Housing		KOLVKYLNING/PISTON COOLING VIT/WHITE BLÅ/BLUE NOT USED
0040	2	1				•Hus	•Housing		
0060	3	1			923107.0370	•Plugg	•Plug		
0080	4	1			920058.004	•Packning	•Gasket		
0100	5	1			923107.0371	•Fjäder	•Spring		
0120	6	1			923107.0372	•Ventil	•Valve		
0140	7	1			920307.003	•Propp	•Plug		
0160	8	2			923107.0373	•Lock	•Cover		
0180	9	2			923107.0374	•O-ring	•O-ring		
0200	10	4			923107.0375	•Skruv	•Screw		
0220	11	4			3019	•Bricka	•Washer		
0240	12	2			923107.0376	•Tätningsring	•Seal ring		
0260	13	1			923107.0635	•Reduceringsventil	•Reducing valve		
0280									
0300	14	1			923107.0378	•Reduceringsventil	•Reducing valve		
0320	15								
0340	16	1			923109.0231	Nippel	Nipple		
0360	17	2			920777.0004	O-ring	O-ring		
0380	18	1			923107.0380	O-ring	O-ring		
0400	19	2			921595.0006	Skruv	Screw	L=25MM	
0420		1			923107.0381	Skruv	Screw	L=65MM	
0440	20	3			923107.0382	Fjäderbricka	Spring washer		
0460	21	1			921691.0001	Smörjoljefilter	Lubricating oil filter	-HJB 2750 ENDAST ETT SMÖRJOLJEFILTER POS 21/ ONLY ONE LUBRICATING OIL FILTER FIG. 21	
0461									
0462									
0463									
0464									
0480	22	1			923107.0355	Tätningsring	Seal ring		
0500	23	2			923107.0636	Rör	Pipe		
0520	24	1			923107.0384	Hus	Housing		
0540	25	2			920777.0004	O-ring	O-ring		
0560	26	1			923107.0385	Nippel	Nipple		
0580	27	1			923110.0057	Smörjoljefilter	Lubricating oil filter	HJB 3000-3750 TVÅ SMÖRJOLJEFILTER POS 21 + 27/TWO LUBRICATING OIL FILTERS FIG. 21 + 27	
0581									
0582									
0583									
0584									
0600	28	3			921595.0006	Skruv	Screw		
0620	29	3			923107.0382	Fjäderbricka	Spring washer		
0640	30	1			923107.0868	Tätningsring	Seal ring		
0660	31	1			923107.0543	Skruv	Screw		
0680	32	1			921074.0002	Rör	Pipe		
0700	33	1							
0720	34	1			923107.0367	Lock	Cover		
0740	35	1			923110.0066	Oljekylare	Oil cooler		
0760	36	1			921559.0001	•Plugg	•Plug		
0780	37	2			923107.0388	Tätningsring	Seal ring		
0800	38	4			923107.0389	Skruv	Screw		
0820	39	4			923107.0382	Fjäderbricka	Spring washer		
0840	40	4			923107.0390	Hållare	Holder		
0860	41	1			923349.0039	Kylvattenrör	Cooling pipe	68)	
0880	42	2			923107.0392	Tätningsring	Seal ring		
0900	43	1			923349.0040	Rör	Pipe	69)	
0920	44	2			923107.0393	Tätningsring	Seal ring		
0940	45	2			923349.0041	Klamma	Clamp		
0960	46	1			923107.0359	Skruv	Screw	L=16MM	
0980		1			923349.0042	Skruv	Screw	L=20MM	
1000	47	1			923107.0638	Klamma	Clamp		
1020	48	1			923107.0461	Skruv	Screw		

68. Cylinderblock-oljekylare Cylinder block-oil cooler

69. Oljekylare-Termostathus Oil cooler-Thermostat housing



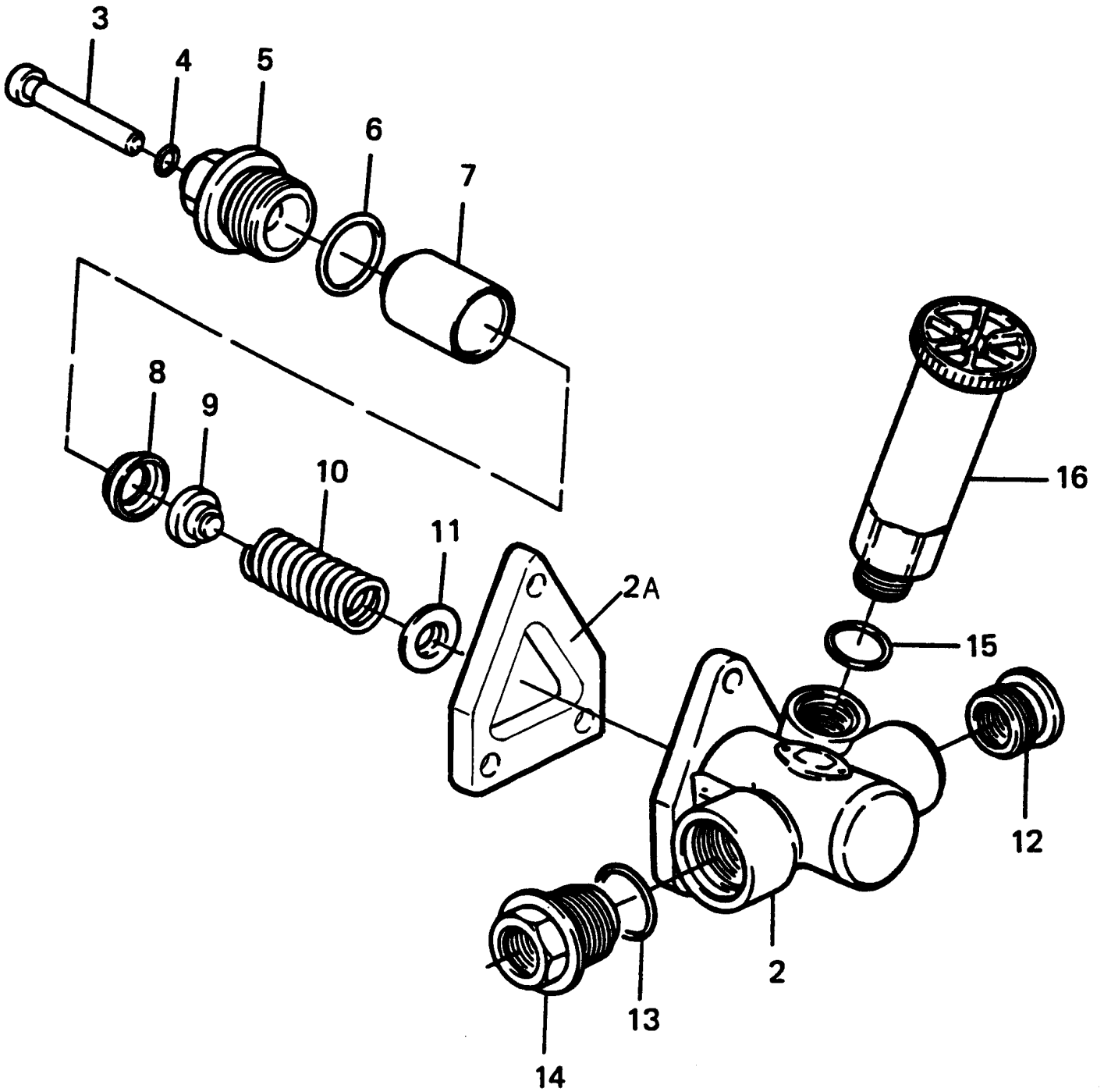


DC 9-16

Reservdelar - Spare parts

1750	Utgåva Issue		Bild nr Picture No		Oljefilter och oljekylare med monteringsdetaljer TD71AW		Oil filter and oil cooler with installation components TD71AW			
	980615		15406							
1040	Pos. Fig.	Antal/Quantity			Art nr Part No	Benämning	Description		Sats Kit	Anmärkning Notes
	49	1			923107.0543	Skruv	Screw			

1



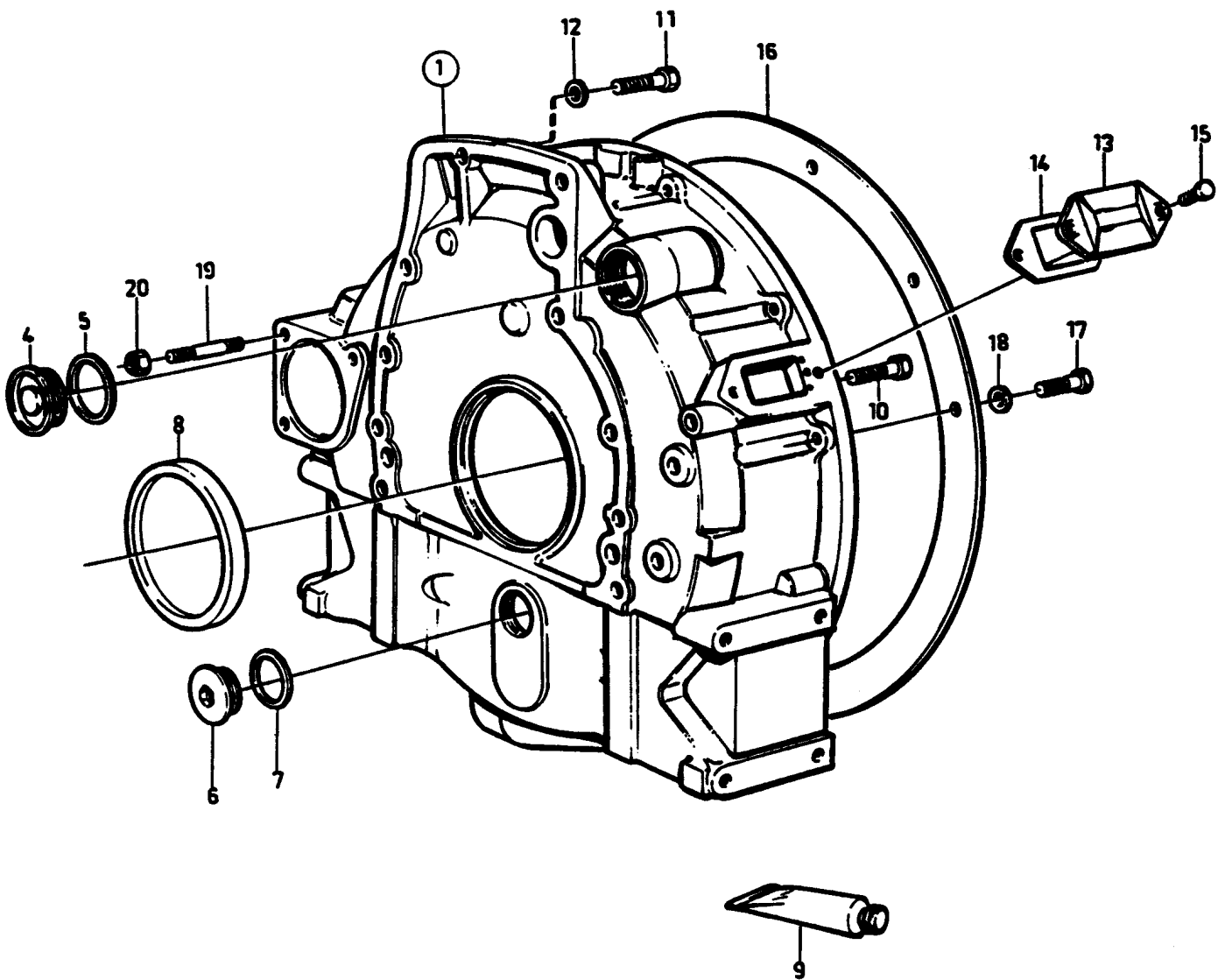
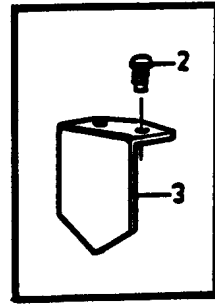
Reservdelar - Spare parts

30

99

1800

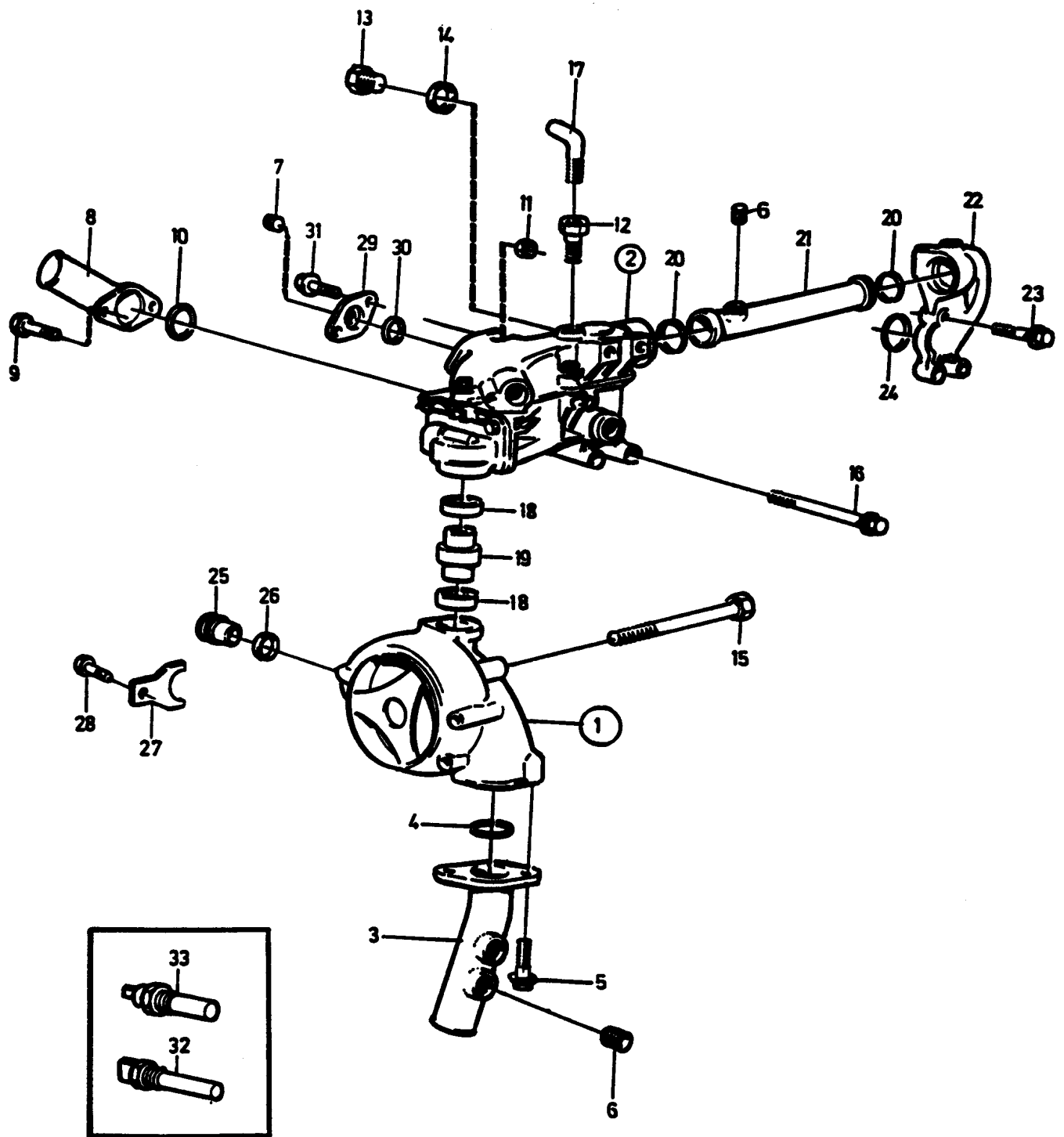
1800	Utgåva Issue		Bild nr Picture No		Matarpump TD71AW		Fuel feed pump TD71AW				
	980615		13274								
	Pos. Fig.	Antal/Quantity			Art nr Part No	Benämning	Description	Sats Kit	Anmärkning Notes		
0020	1	1			923107.0639	Matarpump	Feed pump				
0060	2	1				•Hus	•Housing				
0065	2A	1			923110.0546	•Packning	•Gasket				
0080	3	1				•Tryckstång	•Push rod				
0100	4	1				•O-ring	•O-ring				
0120	5	1				•Hus	•Housing				
0140	6	1			923107.0640	•O-ring	•O-ring				
0160	7	1				•Kolv	•Piston				
0180	8	1				•Distansring	•Spacer ring				
0200	9	1				•Ventil	•Valve				
0220	10	1				•Tryckfjäder	•Pressure spring				
0240	11	2				•Bricka	•Washer				
0260	12	1				•Förskruvning	•Fitting				
0280	13	1			923107.0239	•O-ring	•O-ring				
0300	14	1				•Förskruvning	•Fitting				
0320	15	1			923107.0242	•Packning	•Gasket				
0360	16	1			920614.0001	•Handpump	•Hand pump				



Reservdelar - Spare parts
30
101

1850

Utgåva Issue		Bild nr Picture No		Svänghjulskåpa TD71AW		Flywheel housing TD71AW		
980615		14864						
Pos. Fig.	Antal/Quantity			Art nr Part No	Benämning	Description	Sats Kit	Anmärkning Notes
1	1				Svänghjulskåpa	Flywheel casing		
2	2			923349.0423	Skruv	Screw		
3	1			923349.0424	Visare	Pointer		
4	1			923107.0678	Propp	Plug		
5	1			920983.0002	Packning	Gasket		
6								NOT USED
7								NOT USED
8	1			923107.0237	Tätningsring	Seal ring		
9	1			923107.0308	Tätningsmedel	Sealing compound		
10	6				Skruv	Screw		L=55MM
	2				Skruv	Screw		L=75MM
11	2				Skruv	Screw		L=65MM
12	2			920336.002	Bricka	Washer		TID UTF
13	1				Lock	Cover		
14	1			923349.0469	Packning	Gasket		
15	2				Skruv	Screw		
16	1				Distansring	Spacer ring		
17	12			923349.0351	Skruv	Screw		
18	12			98202	Fjäderbricka	Spring washer		
19	3			923107.0536	Pinnskruv	Stud		
20	3			923349.0347	Mutter	Nut		



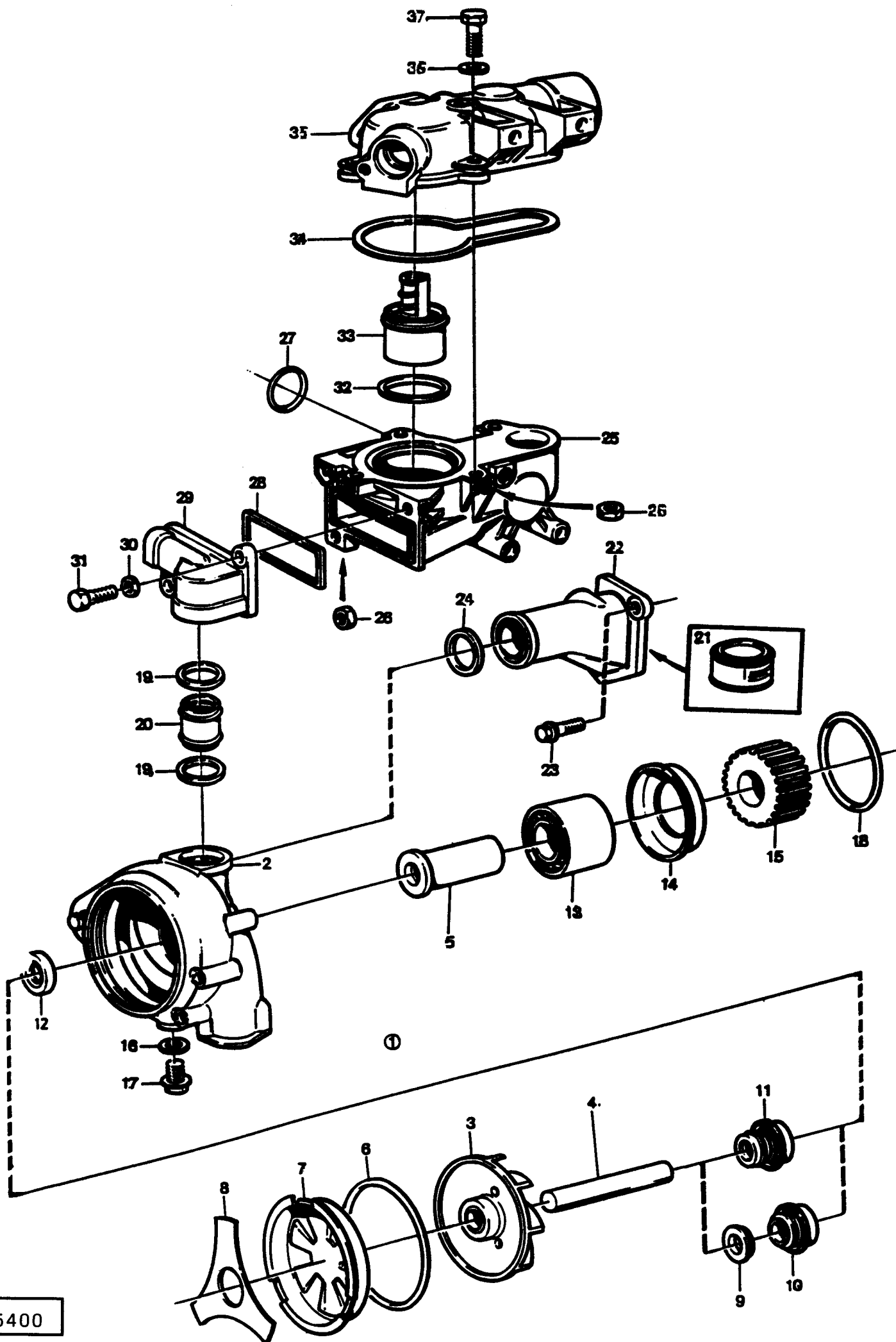
Reservdelar - Spare parts

30

103

2000

0020	Utgåva Issue		Bild nr Picture No		Vattenpump och termostat med monteringsdetaljer		Water pump and thermostat with installation details		
	980615		14849		TD71AW		TD71AW		
	Pos. Fig.	Antal/Quantity			Art nr Part No	Benämning	Description	Sats Kit	Anmärkning Notes
0020	1	1			923110.0062	Vattenpump	Water pump		SEE GR 30, PAGE 105
0030		1			923349.0765	Vattenpump	Water pump		SEE GR 30, PAGE 105
0040	2	1				Termostathus	Thermostat housing		SEE GR 30, PAGE 105
0060	3	1			923107.0395	Kylvattenrör	Cooling pipe		
0080	4	1			923107.0396	O-ring	O-ring		
0100	5	2			923107.0327	Skruv	Screw		
0120	6	3			94324	Propp	Plug		
0140	7	1			94324	Propp	Plug		SN-1101010219/XXXXX
0160		1			921022.0005	Propp	Plug		SN1101010220/XXXXX-
0180	8	1			923107.0397	Rör	Pipe		
0200	9	2			923107.0327	Skruv	Screw		
0220	10	1			923107.0396	O-ring	O-ring		
0240	11	2			923107.0398	Mutter	Nut		
0260	12	1			923349.0043	Nippel	Nipple		SNXXXXXXXXXX/7733-
0280	13	1			921022.0005	Propp	Plug		
0300	14	1			923107.0400	Packning	Gasket		
0320	15	4			923107.0401	Skruv	Screw		
0340	16	3			923107.0402	Skruv	Screw		
0360	17	1			923705.0295	Vinkelnippel	Nipple		
0380	18	2			923107.0403	Tätningsring	Seal ring		
0400	19	1			923107.0641	Rör	Pipe		
0420	20	2			923107.0403	Tätningsring	Seal ring		
0440	21	1			923107.0642	Rör	Pipe		
0460	22	1			923107.0406	Rör	Pipe		
0480	23	3			923107.0407	Skruv	Screw		
0500	24	1			923107.0408	O-ring	O-ring		
0520	25	1			923107.0643	Propp	Plug		
0540	26	1			923107.0340	Tätningsring	Seal ring		
0560	27	1			923107.0341	Bygel	Yoke		
0580	28	1			923107.0342	Skruv	Screw		
0600	29	1			923349.0315	Fläns	Flange		
0620	30	1			923107.0409	O-ring	O-ring		
0640	31	2			923107.0543	Skruv	Screw		
0660	32	1			920822.0005	Givare	Sensor		TEMP.
0680	33	1			923400.0001	Kontakt	Contact		TEMP.

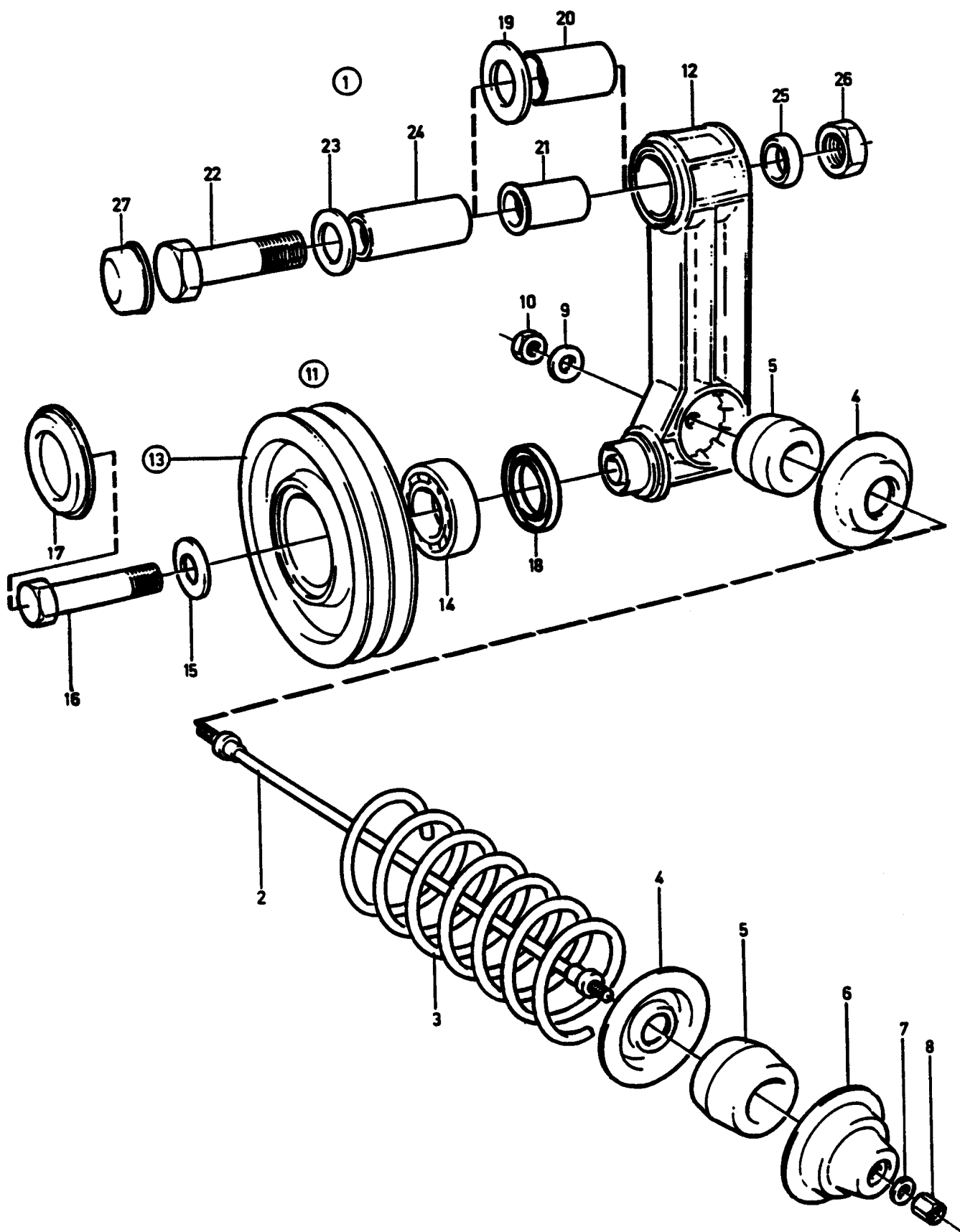


Reservdelar - Spare parts

30

105

Pos. Fig.	Antal/Quantity			Art nr Part No	Benämning	Description	Sats Kit	Anmärkning Notes
0020	1	1		923110.0062	Vattenpump	Water pump		ERS AV 923349.0765
0030			1	923349.0765	Vattenpump	Water pump		ERS 923110.0062
0040		1	1	923349.0452	•Rep.sats	•Repair kit		
0060	2	1	1		•Hus	•Housing		
0080	3	1	1	923349.0771	•Pumphjul	•Impeller		
0100	4	1	1	923259.0775	•Axel	•Shaft		
0120	5	1	1	923349.0772	•Axel	•Shaft		
0140	6	1	1	923349.0773	•O-ring	•O-ring		
0160	7	1	1	923349.0774	•Lock	•Cover		
0180	8	1	1	923349.0775	•Fjäder	•Spring		
0200	9	1		920663.0001	•Slitring	•Wear ring		
0220	10	1		921540.0001	•Tätningssring	•Seal ring		
0240	11	1	1	923349.0571	•Tätningssring	•Seal ring		
0260	12	1		923107.0410	•Tätningssring	•Seal ring		
0270			1	923109.0276	•Tätningssring	•Seal ring		
0280	13	1	1	923107.0411	•Lager	•Bearing		
0300	14	1	1	923349.0776	•Låsring	•Lock ring		
0320	15	1	1	923349.0777	•Kugghjul	•Gear		
0340	16	1	1	923349.0045	•Bricka	•Washer		
0360	17	1	1	923107.0568	•Skruv	•Screw		
0380	18	1	1	923107.0412	O-ring	O-ring		
0400	19	2	2	923107.0403	Tätningssring	Seal ring		
0420	20	1	1	923107.0641	Rör	Pipe		
0440	21	ERF	ERF	923107.0308	Tätningssmedel	Sealing compound		
0460	22	1	1	923349.0439	Mellanlägg	Spacer		
0480	23	2	2	923107.0321	Skruv	Screw		
0500	24	1	1	923107.0368	Tätningssring	Seal ring		
0520	25	1		923107.0394	Termostathus	Thermostat housing		ERS AV 923349.0766
0530			1	923349.0766	Termostathus	Thermostat housing		
0540	26	4	4	923107.0398	Fjäderbricka	Spring washer		
0560	27	1	1	923107.0408	O-ring	O-ring		
0580	28	1	1	923107.0413	Tätningssring	Seal ring		
0600	29	1	1	923110.0418	Hus	Housing		TU-FLO 500/15.5
0620	30	2	2	920771.0001	Låsbricka	Lock washer		
0640	31	2	2	923107.0327	Skruv	Screw		
0660	32	1	1	923107.0414	Tätningssring	Seal ring		
0680	33	1	1	923705.0502	Termostat	Thermostat		82°C ÄUTF
0700		1	1	923110.0351	Termostat	Thermostat		75°C
0720								SNXXXXXXXXXX/15601-
0740	34	1	1	923107.0415	Tätningssring	Seal ring		
0760	35	1		923110.0398	Lock	Cover		ERS AV 923349.0767
0770			1	923349.0767	Lock	Cover		
0780	36	4	4	920771.0001	Låsbricka	Lock washer		
0800	37	4	4	923259.0678	Skruv	Screw		



Reservdelar - Spare parts

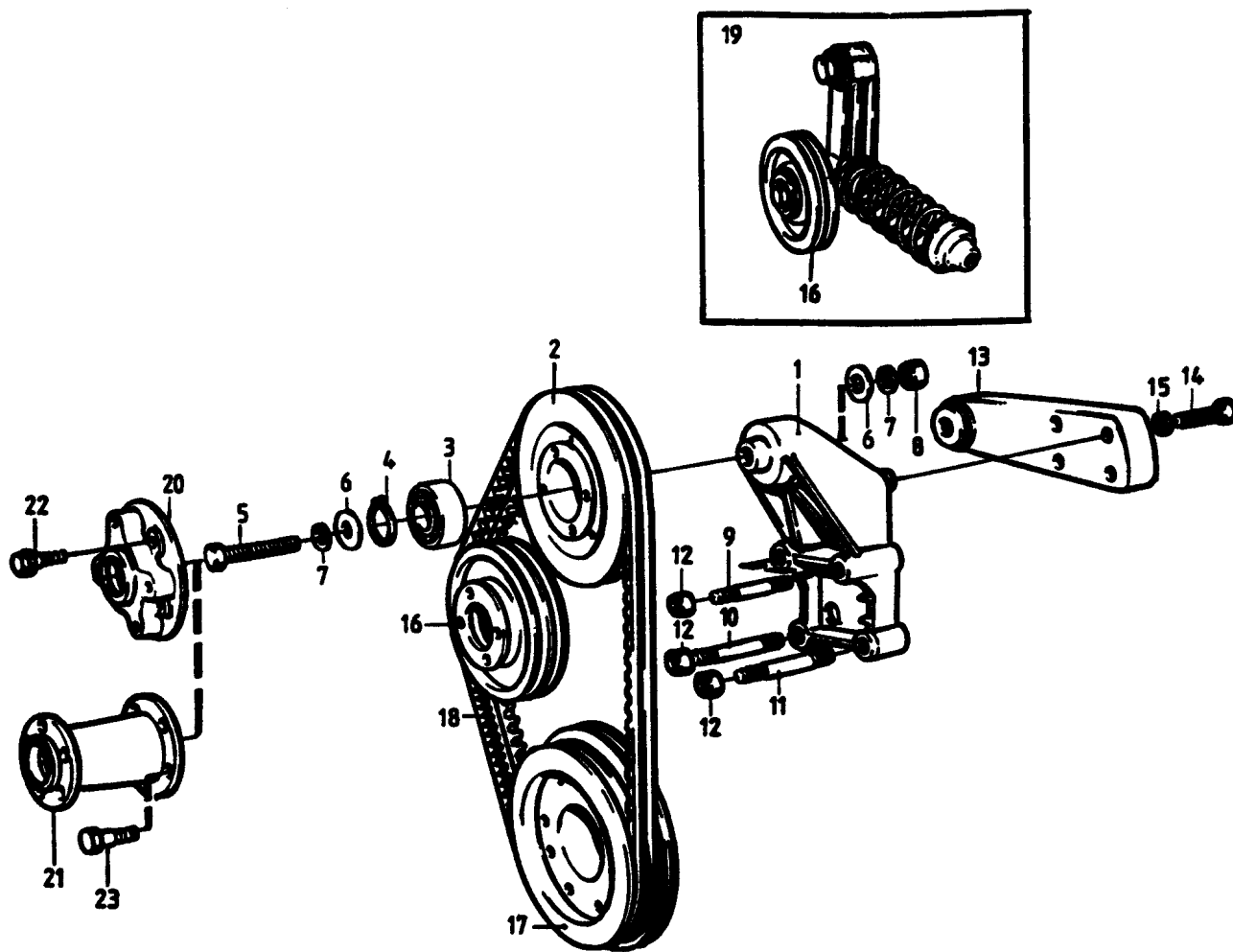
30

107

2100

2100	Utgåva Issue		Bild nr Picture No		Automatisk remsträckare med monteringsdetaljer TD71AW		Automatic belt tensioner and installation components, TD71AW		
	Pos. Fig.	Antal/Quantity			Art nr Part No	Benämning	Description	Sats Kit	Anmärkning Notes
0020	1	1				Remsträckare	Belt adjuster		TID UTF 70) TID UTF NY UTF
0040	2	1			923107.0421	•Wire	•Wire		
0060	3	1			923107.0422	•Fjäder	•Spring		
0080	4	2			923107.0423	•Bricka	•Washer		
0100	5	2			923107.0424	•Bussning	•Bushing		
0120	6	1			923107.0425	•Fjäderfäste	•Spring bracket		
0140	7	1			3019	•Bricka	•Washer		
0160	8	1			923107.0426	•Mutter	•Nut		
0180	9	1			923107.0427	•Bricka	•Washer		
0200	10	1			923107.0428	•Mutter	•Nut		
0220	11	1				•Remsträckare	•Belt adjuster		
0240	12	1			923107.0429	••Arm	••Arm		
0260	13	1			923107.0433	••Remskiva	••Pulley		
0280	14	1			923107.0132	•••Kullager	•••Ball bearing		
0300	15	1			923107.0438	••Bricka	••Washer		
0320	16	1			923107.0437	••Skruv	••Screw		
0340	17	1			923107.0436	••Kåpa	••Cover		
0360	18	1			923107.0435	••Tätningsring	••Seal ring		
0380	19	1			922248.0002	••Slitring	••Wear ring		
0400	20	1			923349.0317	••Bussning	••Bushing		
0420	21	1			923107.0434	••Lager	••Bearing		
0440	22	1			923107.0430	Skruv	Screw		
0460	23	1			4692	Bricka	Washer		
0480	24	1			923107.0431	Axel	Shaft		
0500	25	1			923349.0318	Tätningring	Seal ring		
0520	26	1			90847	Mutter	Nut		
0540	27	1			923349.0046	Skyddskåpa	Protecting cover		

TID UTF
70) TID UTF
NY UTF



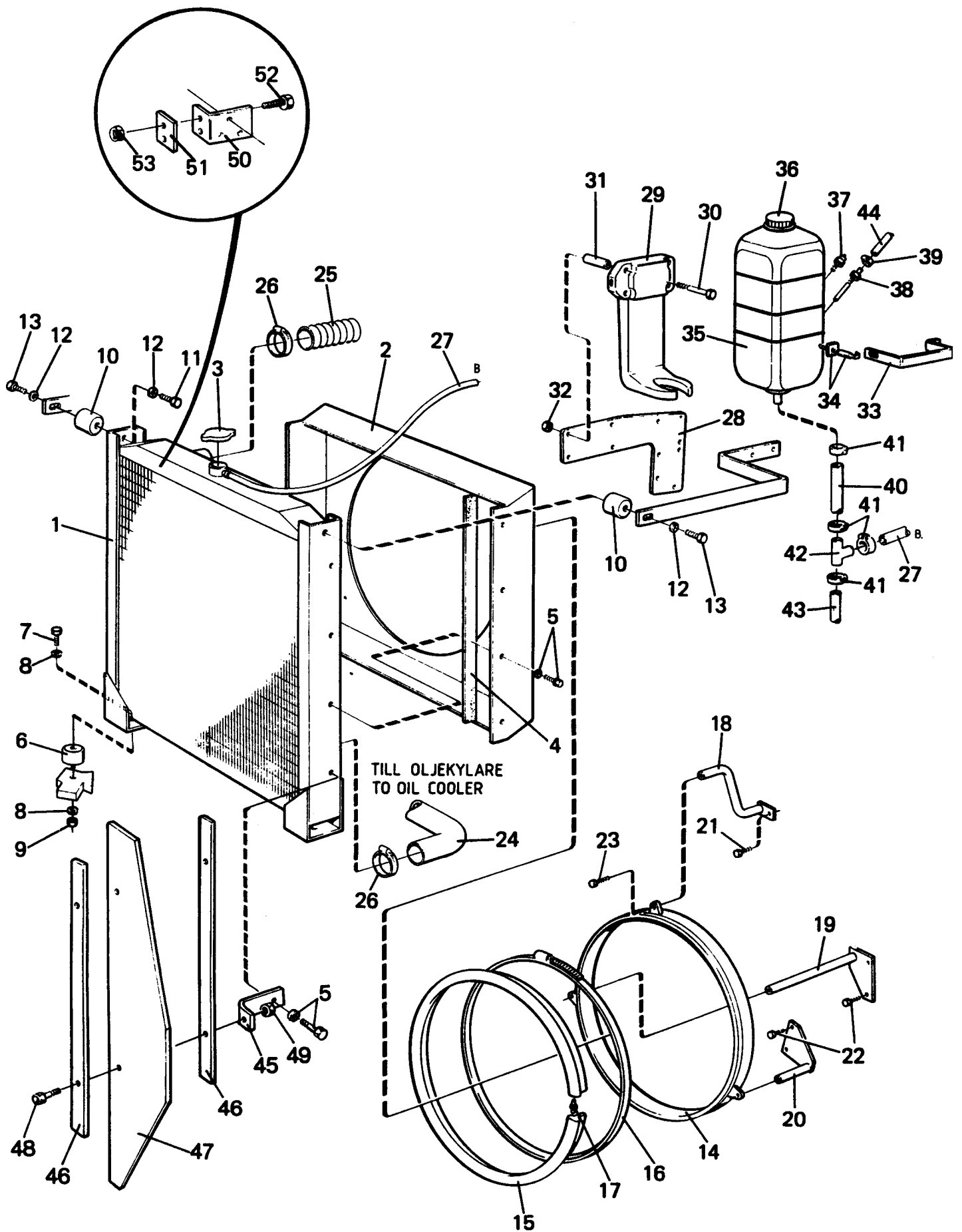
Reservdelar - Spare parts

30

109

2120

2120	Utgåva Issue		Bild nr Picture No		Monteringsdetaljer, fläkt TD71AW		Installation components, Fan TD71AW				
	980615		14852								
	Pos. Fig.	Antal/Quantity			Art nr Part No	Benämning	Description	Sats Kit	Anmärkning Notes		
0020	1	1			923349.0323	Konsol	Bracket				
0040	2	1			920018.009	Remskiva	Pulley				
0060	3	1			923109.0541	Kullager	Ball bearing				
0080	4	1			923109.0542	Spärring	Retaining ring				
0100	5	1			923109.0543	Skruv	Screw				
0120	6	2			923109.0544	Bricka	Washer				
0140	7	2			923109.0545	Bricka	Washer				
0160	8	1			923109.0546	Mutter	Nut				
0180	9	2			923349.0319	Pinnskruv	Stud		L=170MM		
0200	10	1			923107.0623	Pinnskruv	Stud		L=40MM		
0220	11	1			923705.0298	Pinnskruv	Stud		L=65MM		
0240	12	4			923349.0347	Mutter	Nut				
0260	13	1			923349.0321	Fäste	Bracket				
0280	14	4			923107.0319	Skruv	Screw				
0300	15	4			923107.0350	Bricka	Washer				
0320	16	1				Remskiva	Pulley		SEE GR 30, PAGE 107		
0340	17	1				Remskiva	Pulley		SEE GR 30, PAGE 87		
0360	18	1			923110.0055	Kilremssats	V-belt kit		L=2X1175MM		
0380	19	1				Automatisk remspännare	Automatic belt tensioner		SEE GR 30, PAGE 107		
0400	20	1			923109.0547	Nav	Hub		L=43MM		
0420	21	1			923349.0322	Nav	Hub		L=101MM		
0440	22	4			923107.0543	Skruv	Screw		L=20MM		
0460	23	4			923107.0327	Skruv	Screw		L=25MM		

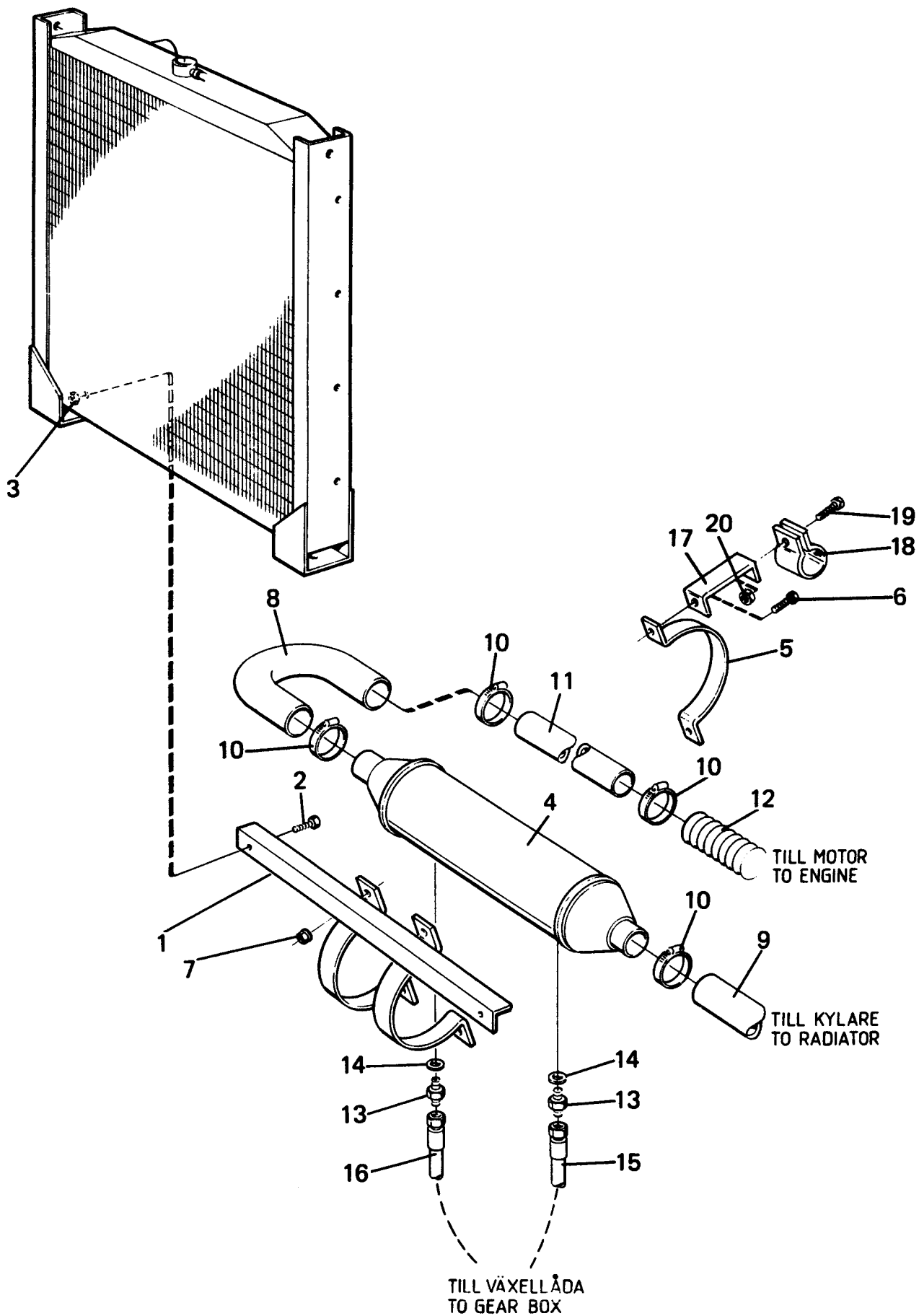


Reservdelar - Spare parts

30

111

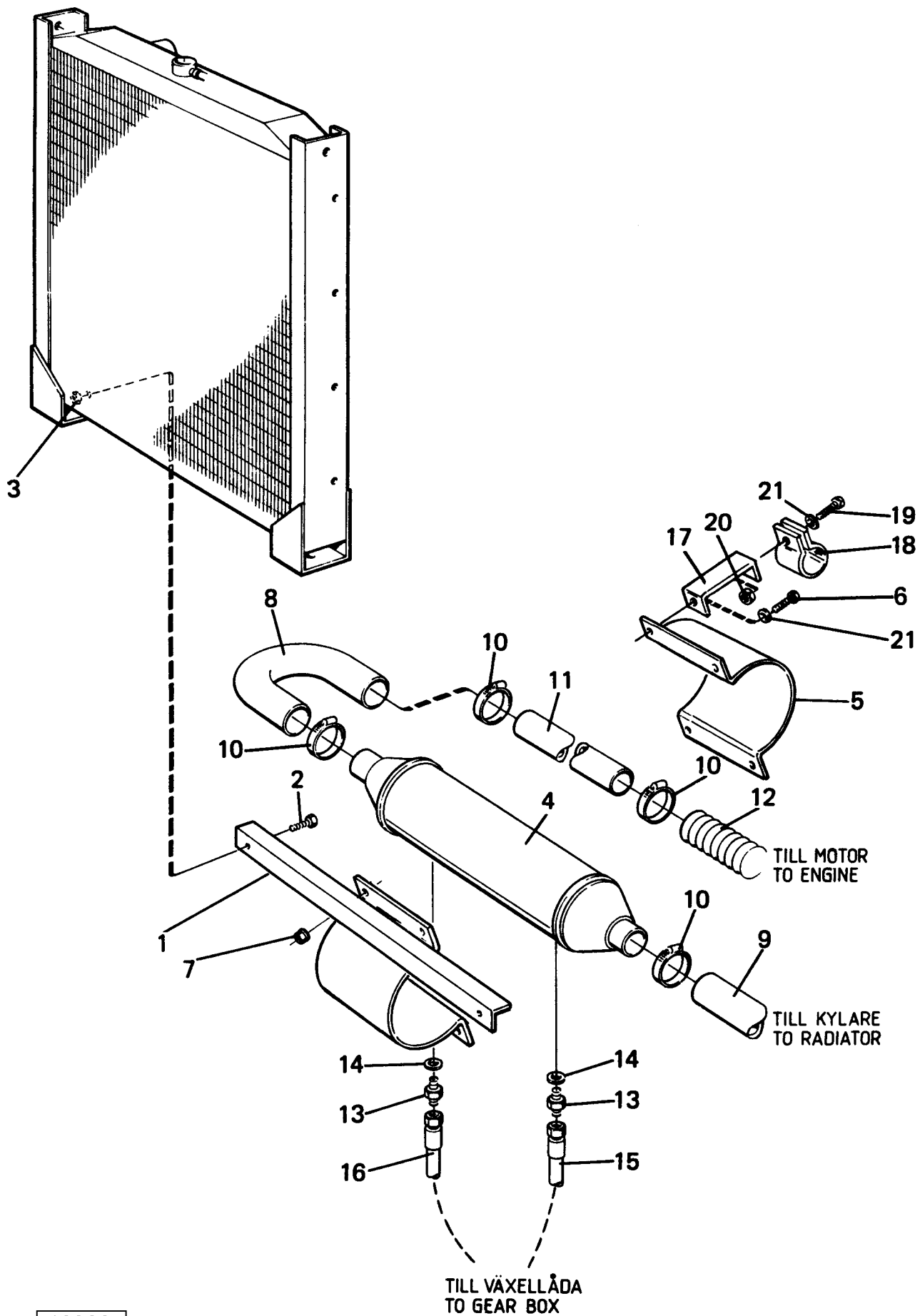
2150	Utgåva Issue		Bild nr Picture No		Kylare,expansionstank TD71AW		Radiator,expansion tank TD71AW		
	980615		16617						
	Pos. Fig.	Antal/Quantity			Art nr Part No	Benämning	Description	Sats Kit	Anmärkning Notes
0020	1	1			5507	Kylare	Radiator		3" STD HD
0025		1			156835.0100	Kylare	Radiator		
0040	2	1			5508	Fläktkåpa	Fan guard		
0060	3	1			3948	Kylarlock	Radiator filler cap		
0080	4	2			920905.0004	Tätningslist	Sealing strip		
0100	5	10			5543	Skruv	Screw		
0120	6	2			920735.0002	Gummikudde	Rubber cushion		
0140	7	2			920042.024	Skruv	Screw		
0160	8	4			920098.009	Bricka	Washer		
0180	9	2			922030.0004	Mutter	Nut		
0200	10	2			920902.0001	Gummikudde	Rubber cushion		
0220	11	2			920042.002	Skruv	Screw		
0240	12	4			920165.005	Bricka	Washer		
0260	13	2			920042.005	Skruv	Screw		
0285	14	1			921926.0006	Fläktring	Fan ring		22)
0300	15	1			5510	Tätningslist	Sealing strip		
0320	16	1			5550	Klammer	Clamp		
0340	17	1			4019	Skarvstycke	Extension		
0385	18	1			921921.0012	Fäste	Bracket		22)
0420	19	1			921921.0007	Fäste	Bracket		H UNDRE
0440	20	1			921921.0008	Fäste	Bracket		V UNDRE
0460	21	1			922357.0015	Skruv	Screw		
0480	22	4			922357.0016	Skruv	Screw		
0540	23	3			922357.0014	Skruv	Screw		
0560	24	1			920897.0001	Gummislang	Rubber hose		SEE GR 30, PAGE 113
0580	25	1			922484.0001	Slang	Hose		
0600	26	3			3251	Klammer	Clamp		
0620	27	1			425817.3000	Slang	Hose		L=2000
0660	28	1				Fäste	Bracket		SEE GR 30, PAGE 71
0680	29	1			5691	Konsol	Bracket		
0700	30	4			3082	Skruv	Screw		
0720	31	4			922585.0003	Distans	Spacer		
0740	32	4			920076.003	Låsmutter	Lock nut		
0770	33	1			A04401.0100	Bygel	Yoke		
0775	34	1			922250.0001	Klammer	Clamp		
0780	35	1			5538	Expansionstank	Expansion tank		
0820	36	1			5676	Lock	Cover		
0840		1			920966.0002	Lock	Cover		GRÖNT/GREEN
0860	37	1			923176.0001	Nivågivare	Level sensor		
0900	38	1			5674	Nippel	Nipple		AVLUFTN./AIR VENTING
0940	39	4			3241	Klammer	Clamp		
0980	40	1			920905.0016	Slang	Hose		L=60
1000	41	4			3244	Klammer	Clamp		
1005	42	1			923089.0003	T-rör	T-pipe		
1010	43	1			920905.0016	Slang	Hose		L=165
1015	44	1			425817.3000	Slang	Hose		L=2000
1020	45	4			456269.0100	Hållare	Holder		STD
1025		4			456269.0200	Hållare	Holder		HD
1040	46	4			456268.0100	Stag	Stay		
1060	47	2			356267.0100	Avskärmning	Baffle rubber		
1080	48	4			922357.0005	Skruv	Screw		
1100	49	4			920076.002	Låsmutter	Lock nut		
1102	50	1			456409.0100	Fäste	Bracket		
1104	51	1			456411.0100	Bricka	Washer		
1106	52	2			920099.026	Skruv	Screw		
1108	53	2			920076.002	Mutter	Nut		



Reservdelar - Spare parts
30
113

2200

Utgåva Issue		Bild nr Picture No		Oljekylare för växellåda TD71AW Tom 1993-03-07		Oil cooler for gear box TD71AW Up to 1993-03-07		
980615	16619							
Pos. Fig.	Antal/Quantity			Art nr Part No	Benämning	Description	Sats Kit	Anmärkning Notes
1	1			255731.0100	Fäste	Bracket		KPL,L=1700 KPL,L=1600
2	2			922357.0027	Skruv	Screw		
3	2			5957	Låsmutter	Lock nut		
4	1			920593.0001	Oljekylare	Oil cooler		
5	2			R43546.001	Klammer	Clamp		
6	4			922357.0029	Skruv	Screw		
7	4			922030.0003	Mutter	Nut		
8	1			923187.0001	Slang	Hose		
9	1			920897.0001	Gummislang	Rubber hose		
10	4			3251	Klammer	Clamp		
11	1			455798.0100	Rör	Pipe		
12	1			922484.0001	Slang	Hose		
13	2			R44283.001	Nippel	Nipple		
14	2			5937	Tredoring	Tredoring		
15	1			309171.0700	Hydraulslang	Hydraulic hose		
16	1			306899.4700	Hydraulslang	Hydraulic hose		
17	1			356983.0100	Fäste	Bracket		
18	1			920039.002	Klamma,kylvattenrör	Clamp,cooling pipe		
19	1			922357.0017	Skruv	Screw		
20	1			922030.0002	Mutter	Nut		



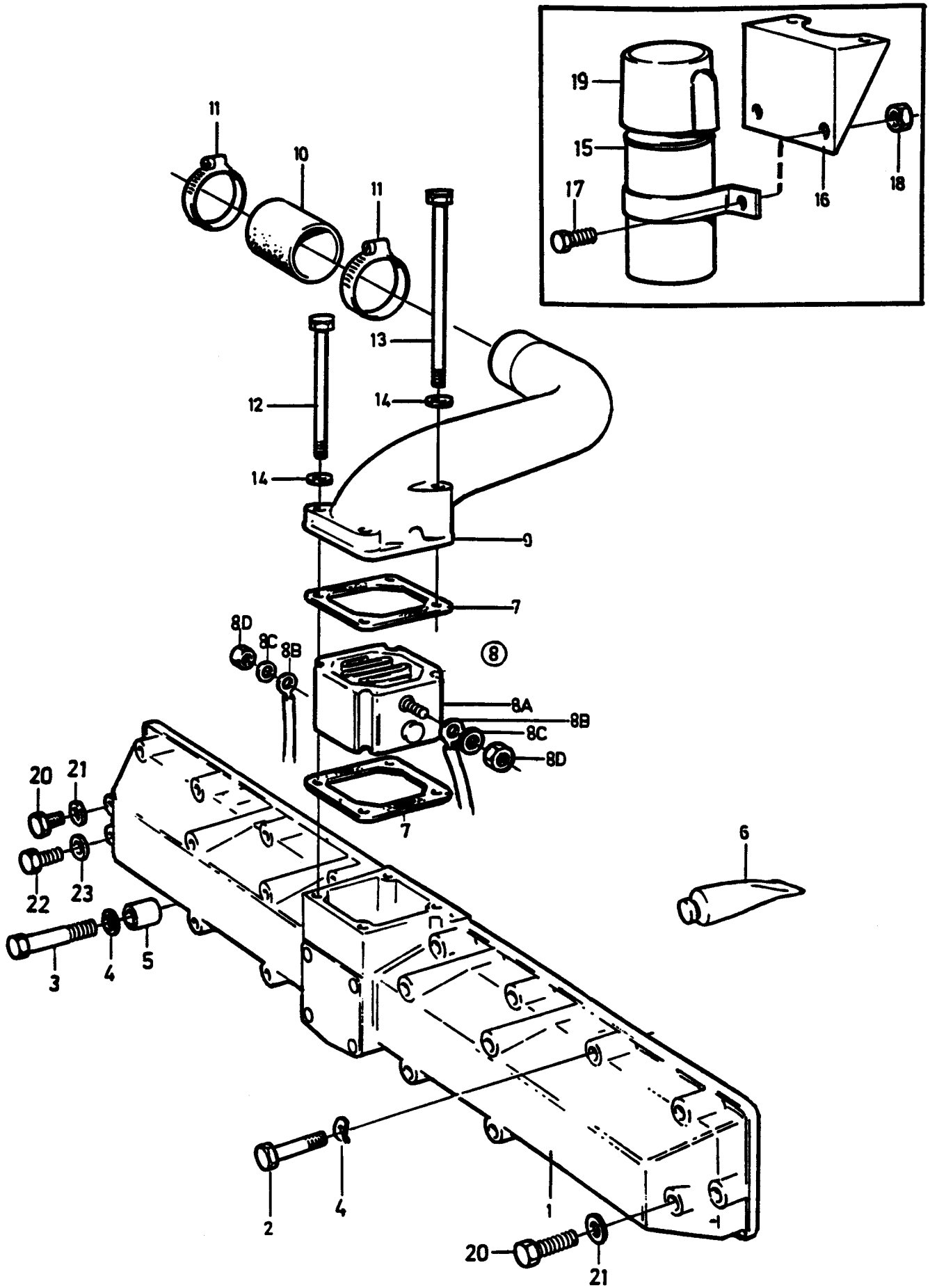
Reservdelar - Spare parts

30

115

2220

2220	Utgåva Issue		Bild nr Picture No		Oljekylare för växellåda TD71AW From 1993-03-08		Oil cooler for gear box TD71AW From 1993-03-08		
	980615		16966						
	Pos. Fig.	Antal/Quantity			Art nr Part No	Benämning	Description	Sats Kit	Anmärkning Notes
0020	1	1			A11998.0100	Fäste	Bracket		KPL,L=1700 KPL,L=1600
0040	2	2			920042.003	Skruv	Screw		
0060	3	2			5957	Låsmutter	Lock nut		
0080	4	1			920206.018	Oljekylare	Oil cooler		
0100	5	2			A10294.0100	Klammer	Clamp		
0120	6	4			920099.065	Skruv	Screw		
0140	7	4			3052	Mutter	Nut		
0160	8	1			923187.0001	Slang	Hose		
0180	9	1			920897.0001	Gummislang	Rubber hose		
0200	10	4			3251	Klammer	Clamp		
0220	11	1			455798.0100	Rör	Pipe		
0240	12	1			922484.0001	Slang	Hose		
0260	13	2			3467	Nippel	Nipple		
0280	14	2			5938	Tredoring	Tredoring		
0300	15	1			309171.0700	Hydraulslang	Hydraulic hose		
0340	16	1			306899.4700	Hydraulslang	Hydraulic hose		
0360	17	1			356983.0100	Fäste	Bracket		
0380	18	1			920039.002	Klamma,kylvattenrör	Clamp,cooling pipe		
0400	19	1			920099.065	Skruv	Screw		
0420	20	1			3052	Mutter	Nut		
0440	21	6			920098.025	Bricka	Washer		



Reservdelar - Spare parts

30

117

2250

2250	Utgåva Issue		Bild nr Picture No		Insugningsrör med monteringsdetaljer TD71AW		Induction manifold with installation components TD71AW		
	Pos. Fig.	Antal/Quantity			Art nr Part No	Benämning	Description	Sats Kit	Anmärkning Notes
0020	1	1			923349.0442	Rör	Pipe		L=60MM L=90MM
0040	2	16			923349.0443	Skruv	Screw		
0060	3	2			923107.0328	Skruv	Screw		
0080	4	18			920771.0001	Fjäderbricka	Spring washer		SATS/KIT 24V
0100	5	2				Distanshylsa	Spacer sleeve		
0120	6	1			923107.0308	Tätningssmedel	Sealing compound		
0140	7	2			923107.0416	Packning	Gasket		
0160	8	1			923107.0417	Startelement	Cold starter element		
0180	8A	1				•Startelement	•Cold starter element		
0200	8B	2				•Kabel	•Cable		
0220	8C	2			923107.0350	•Bricka	•Washer		
0240	8D	2			923349.0047	•Mutter	•Nut		
0260	9	1			923349.0444	Rör	Pipe		
0280	10	1			923107.0644	Slang	Hose		SEE GR 30, PAGE 119
0300	11	2			923107.0418	Slangklamma	Hose clamp		
0320	12	2			923349.0445	Skruv	Screw		
0340	13	2			923349.0446	Skruv	Screw		L=120MM L=165MM
0360	14	4			923107.0350	Bricka	Washer		24V,SATS
0380	15	1			425817.1500	Relä,förvärmning	Relay,preheating		
0385		1			923120.0708	•Relä,förvärmning	•Relay,preheating		
0390		2			923120.0707	•Kabelsko	•Cable eye		
0400	16	1				Fäste	Bracket		
0420	17	2			920770.0005	Skruv	Screw		
0440	18	2			923349.0447	Mutter	Nut		
0460	19	1			921648.0002	Kåpa	Cover		
0480	20	2			923349.0448	Propp	Plug		
0500	21	2			920715.0007	Packning	Gasket		
0520	22	1			923107.0332	Propp	Plug		
0540	23	1			923107.0682	Packning	Gasket		
0560		1			923259.0737	Packningssats	Gasket kit		



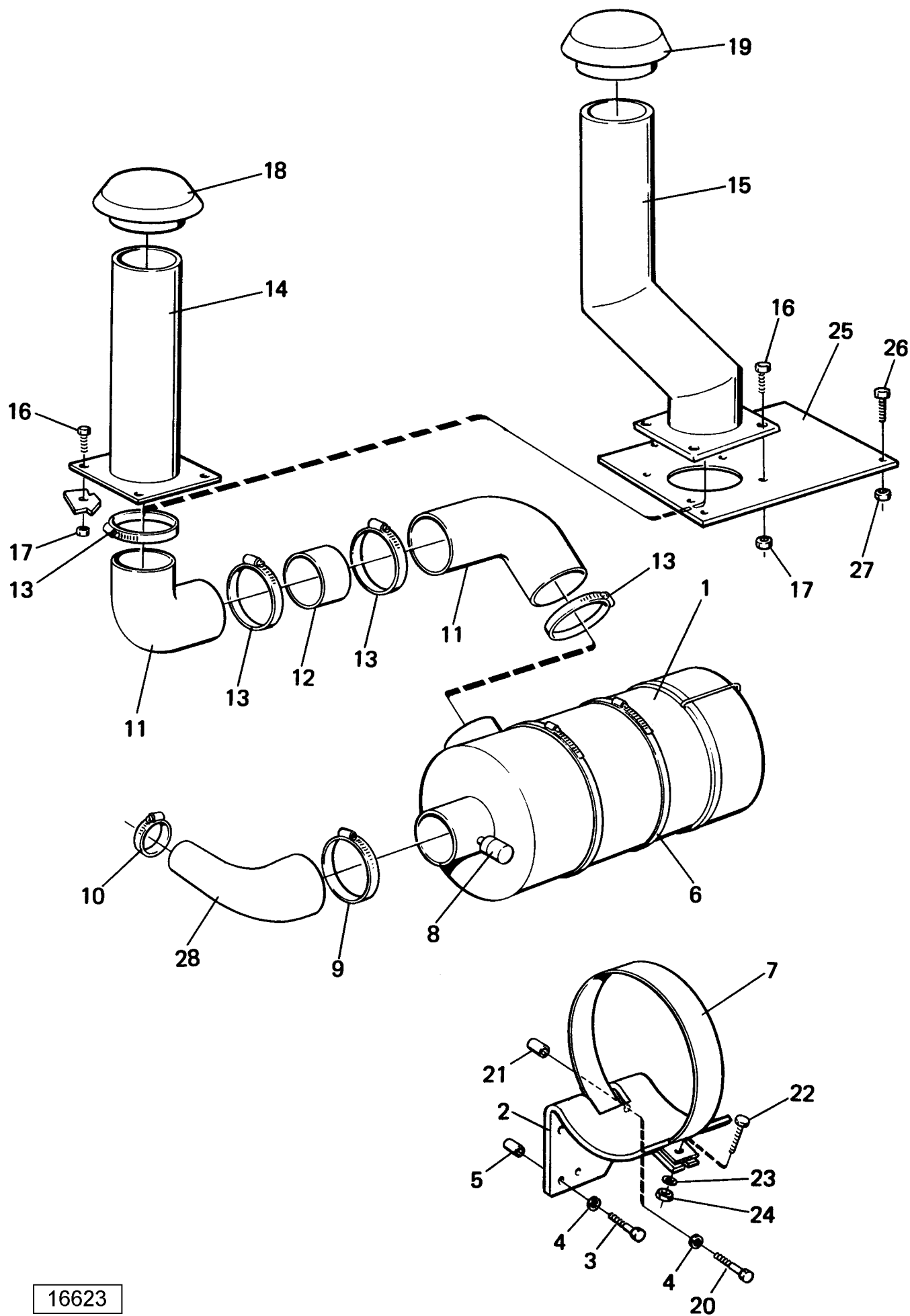
Reservdelar - Spare parts

30

119

2300

2300	Utgåva Issue		Bild nr Picture No		Turbokompressor med monteringsdetaljer TD71AW		Turbo compressor and installation components TD71AW		
	Pos. Fig.	Antal/Quantity			Art nr Part No	Benämning	Description	Sats Kit	Anmärkning Notes
0020	1	1			923110.0065	Turbokompressor	Turbo compressor		L=25MM L=30MM
0040	2	2			921562.0001	Packning	Gasket		
0060	3	1			923107.0439	Mellanlägg	Spacer		
0080	4	4			923349.0572	Pinnskruv	Stud		
0100	5	4			923349.0052	Mutter	Nut		
0120	6	1			923107.0644	Slang	Hose		
0140	7	2			923107.0418	Slangklamma	Hose clamp		
0160	8	1			923107.0645	Tryckoljerör	Pressure oil pipe		
0180	9	1			923109.0141	Packning	Gasket		
0200	10	1			923107.0327	Skruv	Screw		
0220	11	1			923349.0450	Skruv	Screw		
0240	12	2			920771.0001	Låsbricka	Lock washer		
0260	13	2			923107.0440	Klamma	Clamp		
0280	14	2			923107.0568	Skruv	Screw		
0300	15	1			923107.0441	Mutter	Nut		
0320	16	1			923107.0442	Skärring	Cone ring		
0340	17	1			923107.0646	Nippel	Nipple		
0360	18	1			923107.0647	Returoljerör	Oil return pipe		
0380	19	1			923109.0143	Packning	Gasket		
0400	20	2			923107.0327	Skruv	Screw		
0420	21	2			920771.0001	Låsbricka	Lock washer		
0440	22	1			923107.0340	Tätningsring	Seal ring		
0460	23	1			923150.0001	Fläns	Flange		
0480	24	1			920024.019	Tätning	Seal		
0500	25	3			923349.0638	Pinnskruv	Stud		
0520	26	3			923152.0001	Mutter	Nut		
0540		1			923349.0471	Anslutningssats,turbo	Connecting kit,turbo		



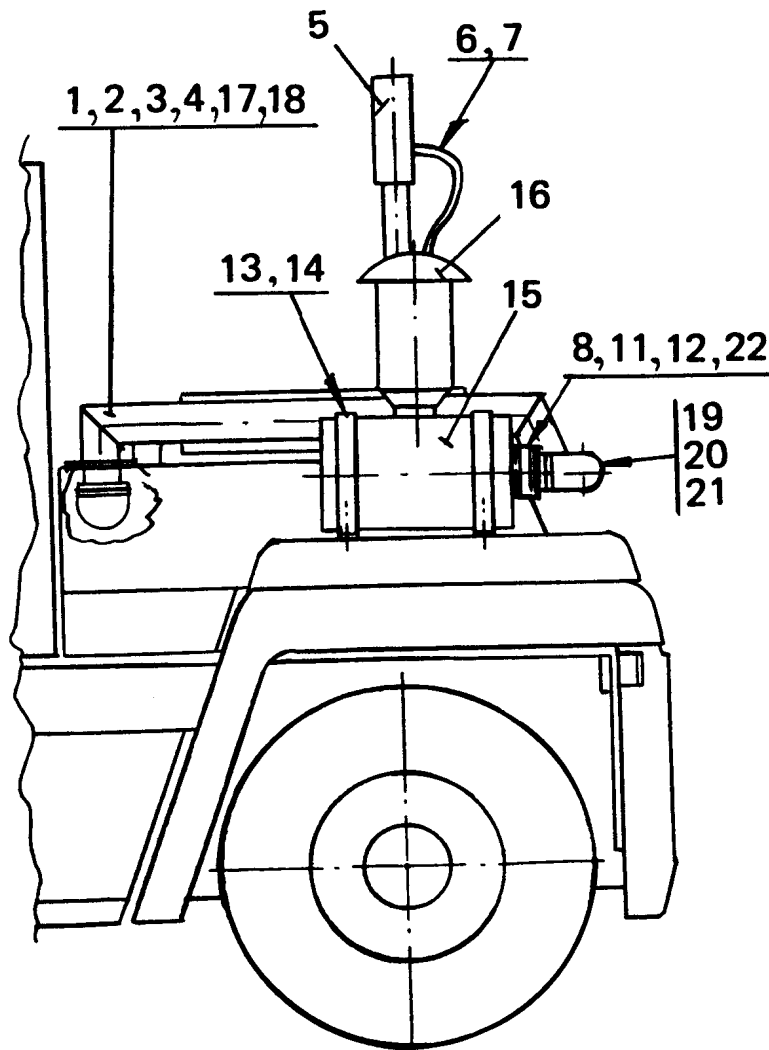
Reservdelar - Spare parts

30

121

2320

2320	Utgåva Issue		Bild nr Picture No		Luftrenarsystem TD71AW 455953.0100,.0400		Air cleaning system TD71AW 455953.0100,.0400		
	Pos. Fig.	Antal/Quantity			Art nr Part No	Benämning	Description	Sats Kit	Anmärkning Notes
		4559 53. 0100	4559 53. 0400						
0010		-			455953.0100	Luftrenarsystem	Air cleaning system		DRAWING NO DRAWING NO
0015		-			455953.0400	Luftrenarsystem	Air cleaning system		
0020	1	1	1		920723.0001	Luftfilter	Air filter		
0040		1	1		920723.0002	•Filterinsats	•Filter insert		
0060		1	1		920723.0003	•Säkerhetsfilter	•Safety filter		
0150	2	1	1		A01980.0100	Fäste	Bracket		
0160	3	2			920074.105	Skruv	Screw		
0162			2		922357.0018	Skruv	Screw		
0165	4	3			920098.025	Bricka	Washer		
0180	5	2	2		920913.0014	Distanshylsa	Spacer sleeve		
0220	6								NOT USED
0230	7	1	1		455861.0100	Fäste	Bracket		
0280	8	1	1		920726.0002	Indikator,luftfilter	Indicator,air filter		
0310	9	1	1		3255	Klamma	Clamp		
0350	10	1	1		95097	Klamma	Clamp		
0360	11	2	2		920897.0002	Gummiböj	Rubber bend		
0380	12	1	1		923573.0003	Rör	Pipe		
0400	13	4	4		3254	Klamma	Clamp		
0420	14	1			455668.0100	Insugningsrör	Induction pipe		
0470	15		1		456806.0200	Insugningsrör	Induction pipe		TURBO 2
0480	16	4	4		922357.0002	Skruv	Screw		
0500	17	4	4		920076.002	Låsmutter	Lock nut		
0520	18	1			920725.0001	Huv	Cap		
0530	19		1		921424.0015	Förrenare	Pre-cleaner		TURBO 2
0540	20	1			3081	Skruv	Screw		
0550			1		922357.0020	Skruv	Screw		
0560	21	1	1		922585.0003	Distans	Spacer		
0580	22	1	1		920042.008	Skruv	Screw		
0600	23	2	2		98150	Bricka	Washer		
0620	24	1	1		5957	Låsmutter	Lock nut		
0640	25		1		458609.0100	Stöd	Support		
0660	26		2		922357.0002	Skruv	Screw		
0680	27		2		920076.002	Låsmutter	Lock nut		
0700	28	1	1		258201.0100	Slang	Hose		

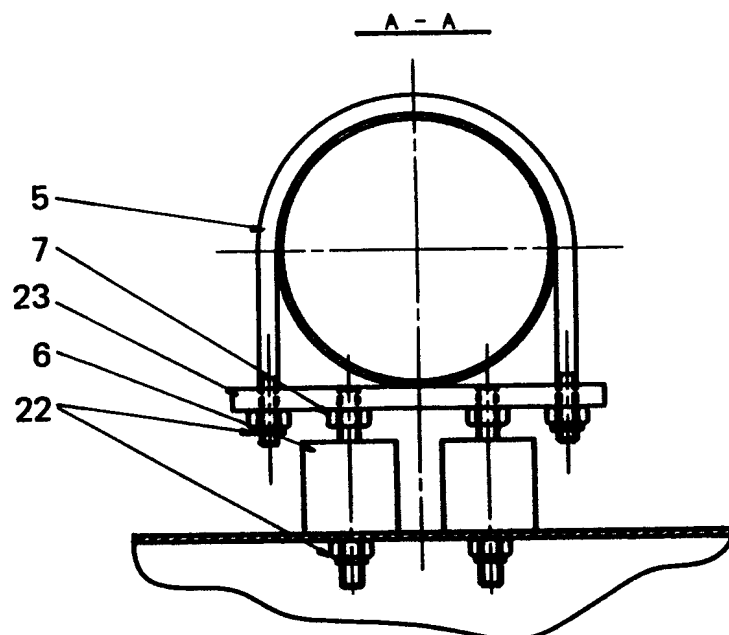
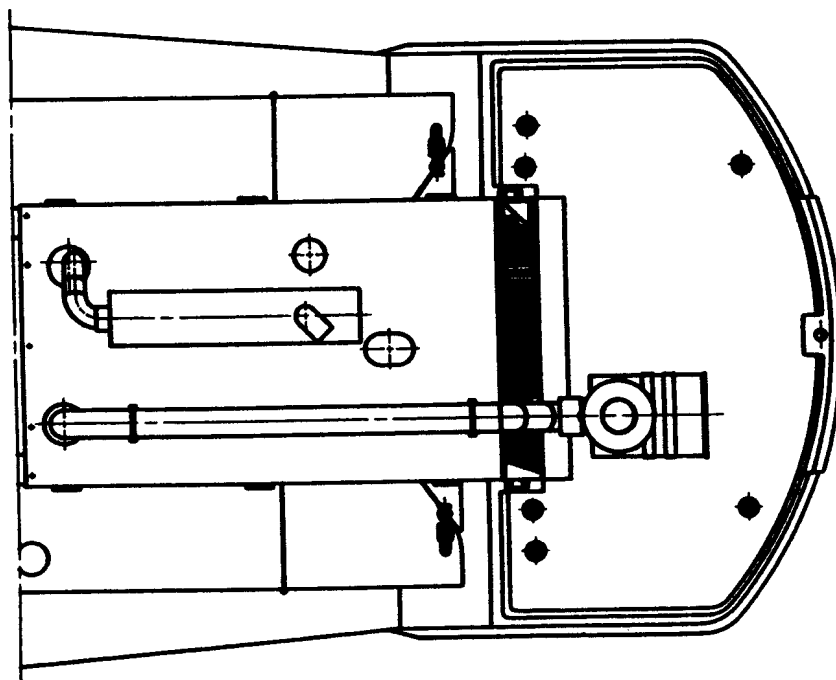
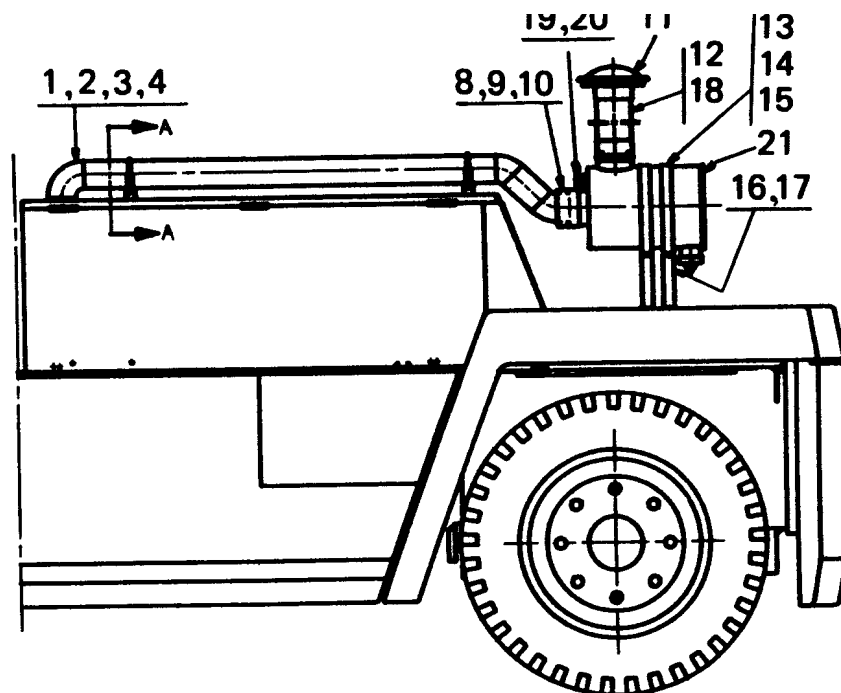


Reservdelar - Spare parts

30

123

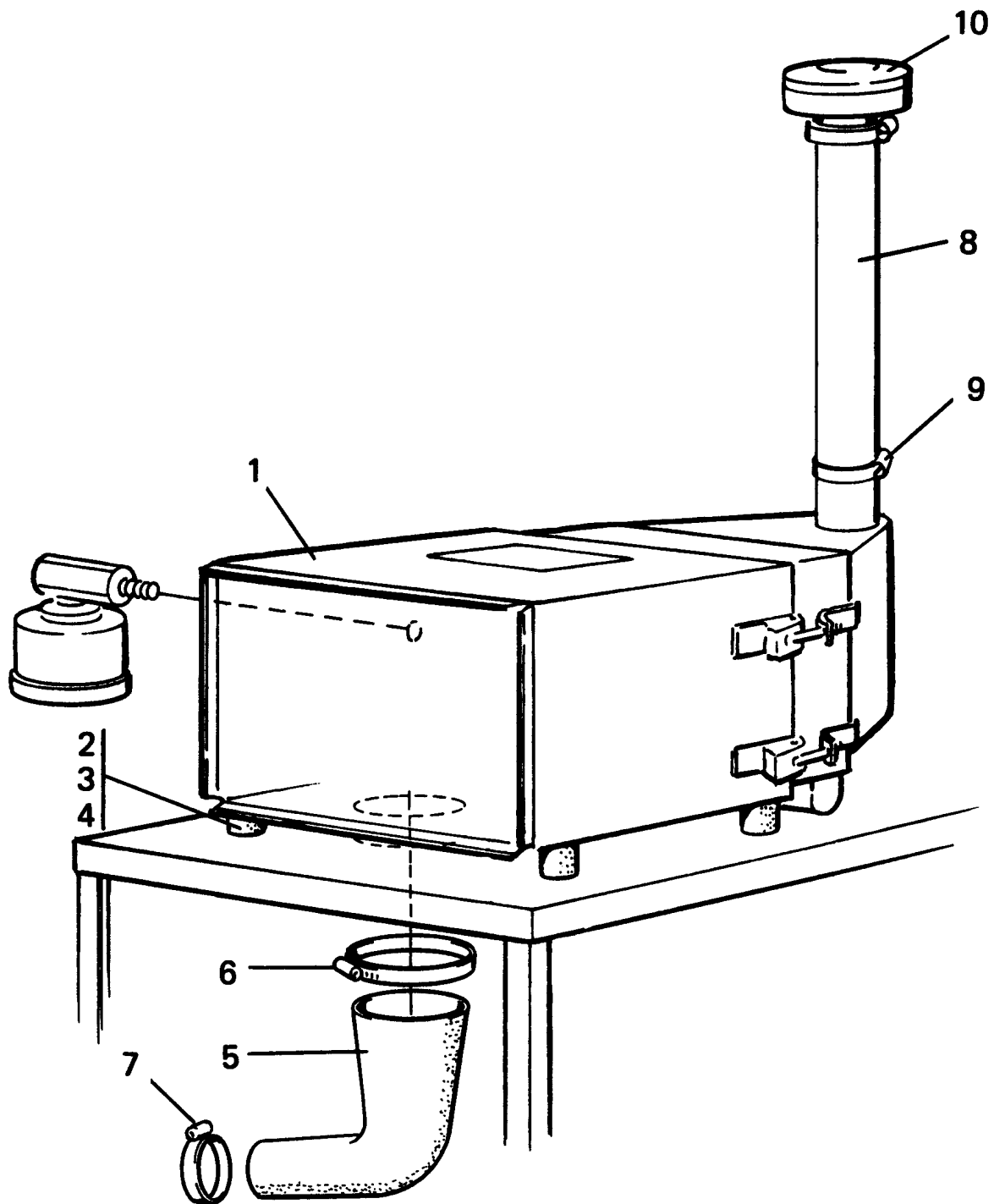
2322	Utgåva Issue		Bild nr Picture No		Luftrenarsystem TD71AW Donaldsson,457054.0600		Air cleaning system TD71AW Donaldsson,457054.0600		
	Pos. Fig.	Antal/Quantity			Art nr Part No	Benämning	Description	Sats Kit	Anmärkning Notes
		4570 54. 0600							
0010		-			457054.0600	Luftrenarsystem	Air cleaning system		DRAWING-NO HJB=3000,3250
0015									
0020	1	1			258201.0100	Slang	Hose		
0040	2	2			3254	Slangklamma	Hose clamp		
0060	3	2			3252	Slangklamma	Hose clamp		
0080	4	1			A00051.0200	Insugningsrör	Induction pipe		
0100	5	1			457052.0100	Slutrör	End pipe		
0120	6	1			921424.0030	Metallslang	Metal hose		
0140	7	2			920952.0003	Slangklamma	Hose clamp		
0160	8	2			3255	Slangklamma	Hose clamp		
0180	9								NOT USED NOT USED
0200	10								
0220	11	1			923299.0001	Ring	Ring		
0240	12	1			923299.0002	Slang	Hose		
0260	13	2			923502.0002	Hållare	Holder		
0280	14	4			922357.0004	Skruv	Screw		
0300	15	1			923238.0003	Luftrenare	Air cleaner		
0320		1			923110.0141	•Filterinsats	•Filter insert		
0340		1			923110.0142	•Säkerhetsfilter	•Safety filter		
0360	16	1			923238.0002	Förrenare	Pre-cleaner		
0380	17	1			425811.0900	Skruv	Screw		OCH BRICKA/AND WASHER
0400	18	1			922030.0001	Mutter	Nut		
0420	19	2			920897.0002	Gummiböj	Rubber bend		
0440	20	1			451561.0400	Rör	Pipe		
0460	21	4			3254	Slangklamma	Hose clamp		
0480	22	1			923573.0003	Rör	Pipe		



Reservdelar - Spare parts
30
125

2325

Utgåva Issue		Bild nr Picture No		Luftrenarsystem TD71AW Donaldsson 16/1200/6		Air cleaning system TD71AW, Donaldsson 16/1200/6		
Pos. Fig.	Antal/Quantity			Art nr Part No	Benämning	Description	Sats Kit	Anmärkning Notes
	A022 18. 0200							
	-			A02218.0200	Luftrenarsystem	Air cleaning system		DRAWING NO
1	1			95097	Klamma	Clamp		
2	1			258201.0100	Slang	Hose		
3	1			3255	Slangklamma	Hose clamp		
4	1			A02221.0100	Insugningsrör	Induction pipe		
5	2			923096.0009	Bygel	Yoke		
6	4			90391	Gummidämpare	Rubber cushion		
7	4			3052	Mutter	Nut		
8	1			923299.0001	Ring	Ring		
9	1			923299.0002	Slang	Hose		
10	2			3255	Slangklamma	Hose clamp		
11	1			920969.0013	Huv	Cap		
12	1			A02226.0100	Insugningsrör	Induction pipe		
13	2			923502.0002	Hållare	Holder		
14	4			922357.0015	Skruv	Screw		
15	4			920076.003	Låsmutter	Lock nut		
16	2			A01029.0200	Fäste	Bracket		
17	4			922357.0015	Skruv	Screw		
18	1			920952.0010	Slangklamma	Hose clamp		
19	1			5569	Nippel	Nipple		
20	1			923308.0001	Vacuummeter			
21	1			920969.0012	Luftfilter	Air filter		
	1			923468.0054	•Filterinsats	•Filter insert		
	1			923110.0142	•Säkerhetsfilter	•Safety filter		
22	8			920076.003	Låsmutter	Lock nut		
23	2			A04729.0100	Bricka	Washer		

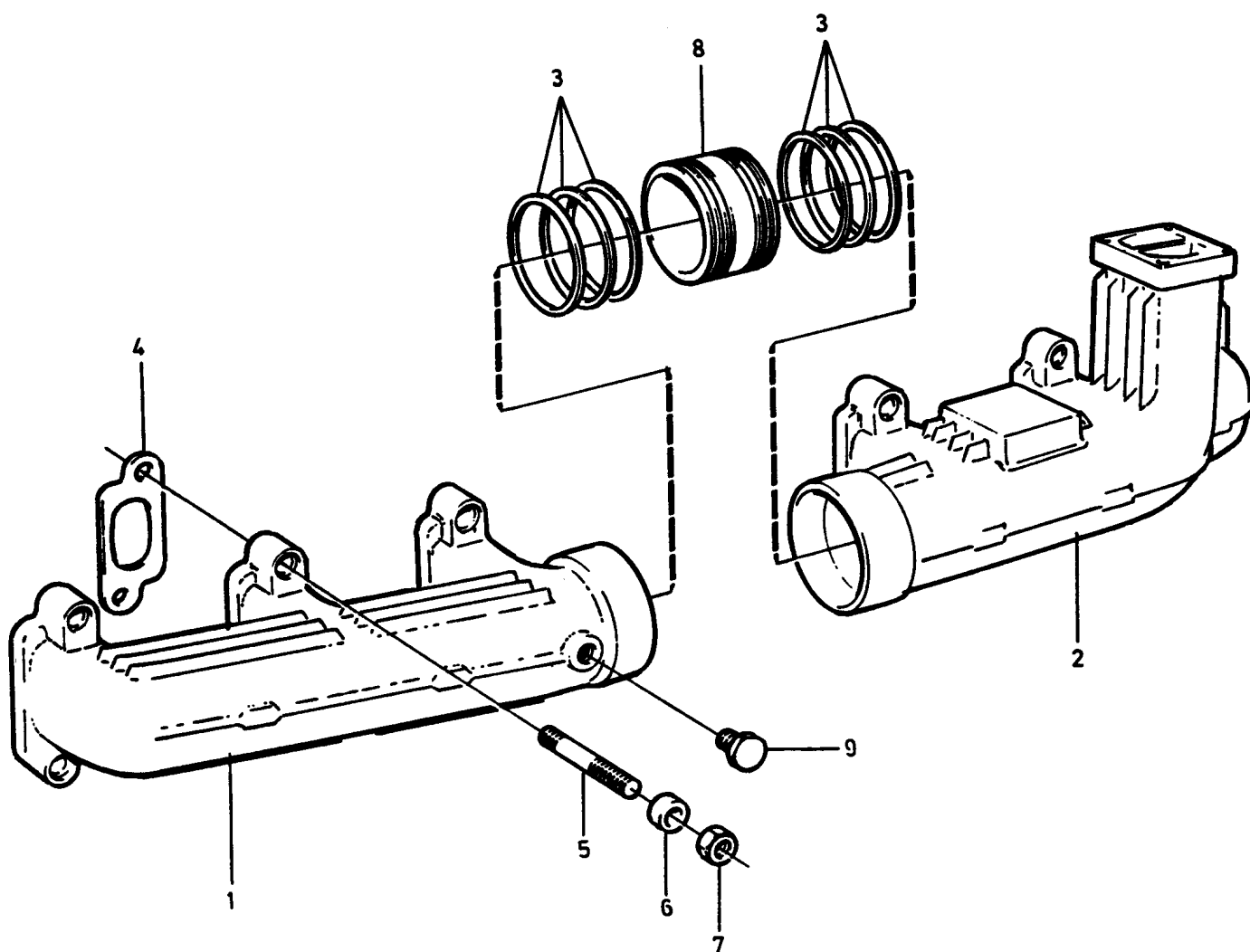


Reservdelar - Spare parts

30

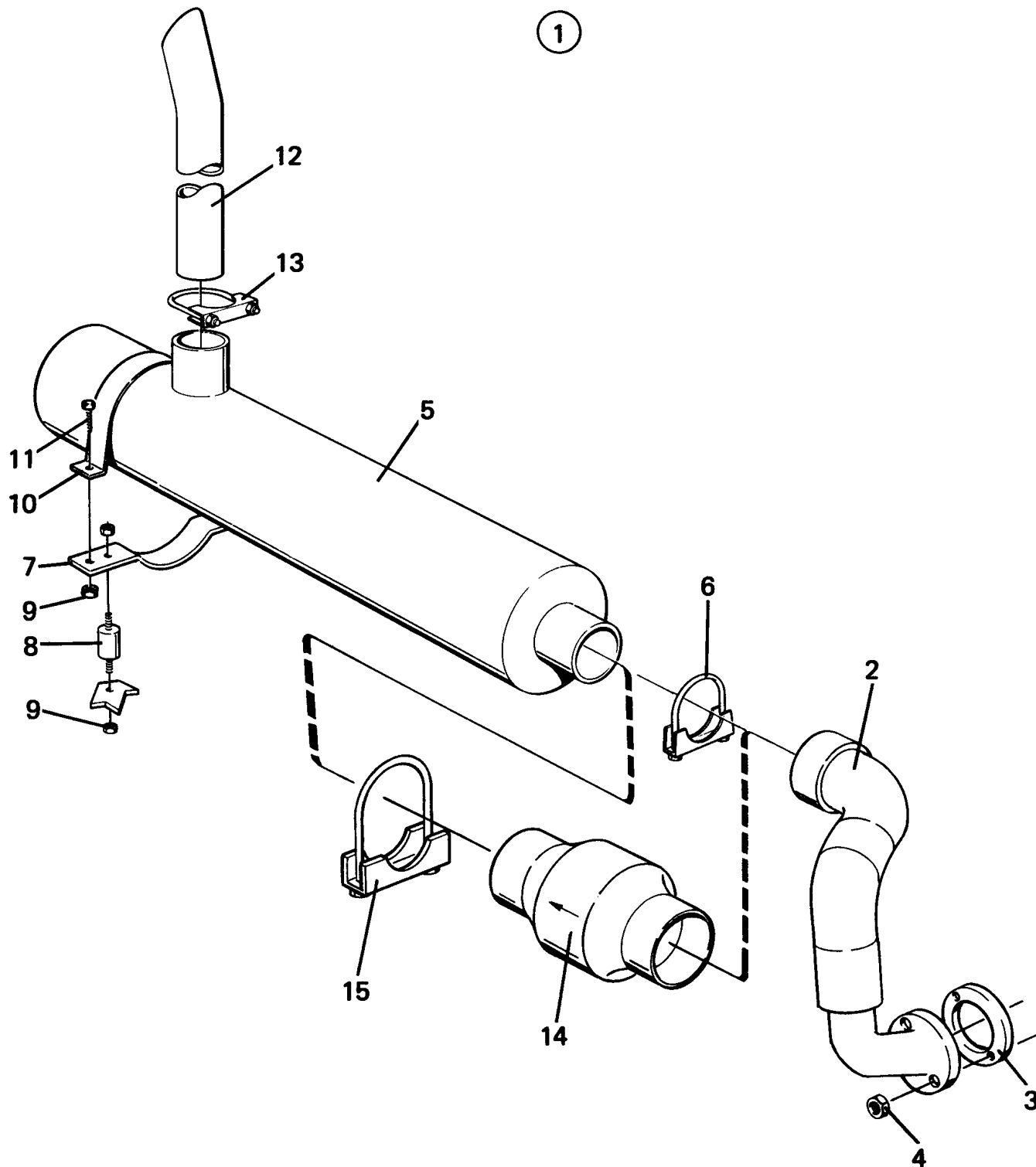
127

2330	Utgåva Issue		Bild nr Picture No		Luftrenarsystem Farr TD71AW A09671.0100		Air cleaning system Farr TD71AW A09671.0100		
	Pos. Fig.	Antal/Quantity			Art nr Part No	Benämning	Description	Sats Kit	Anmärkning Notes
		ROTO PAM.							
0020		-			A09671.0100	Luftrenarsystem	Air cleaning system		DRAWING-NO. ROTOPAMIC ROTOPAMIC
0140	1	1			258430.0400	Luftfilter	Air filter		
0160		1			921424.0071	•Filterinsats	•Filter insert		
0180	2	4			920042.003	Skruv	Screw		
0200	3	8			98150	Bricka	Washer		
0210	4	4			5957	Låsmutter	Lock nut		
0220	5	1			A09670.0100	Insugningsrör	Induction pipe		
0240	6	1			3254	Slangklamma	Hose clamp		
0320	7	1			3252	Slangklamma	Hose clamp		
0380	8	1			451561.0900	Rör	Pipe		
0400	9	1			923221.0002	Klammer	Clamp		TURBO 2
0420	10	1			920725.0001	Huv	Cap		
0440		1			921424.0015	Förrenare	Pre-cleaner		



Reservdelar - Spare parts
30
129

2340	Utgåva Issue		Bild nr Picture No		Avgasrör med monterings- detaljer TD71AW		Exhaust manifold and installation components TD71AW	
	980615		12986					
Pos. Fig.	Antal/Quantity			Art nr Part No	Benämning	Description	Sats Kit	Anmärkning Notes
0020	1	1		923636.0212	Grenrör	Manifold,ind.-exh.		
0040	2	1		923636.0213	Grenrör	Manifold,ind.-exh.		
0060	3	6		923107.0419	Tätningssring	Seal ring		
0080	4	6		923107.0648	Packning	Gasket		
0100	5	12		923349.0449	Pinnskruv	Stud		
0120	6	12		923259.0344	Distanshylsa	Spacer sleeve		
0140	7	12		923349.0052	Mutter	Nut		
0160	8	1		923107.0649	Hållare	Holder		
0180	9	1		3809	Propp	Plug		
0200		1		923259.0736	Packningssats	Gasket kit		



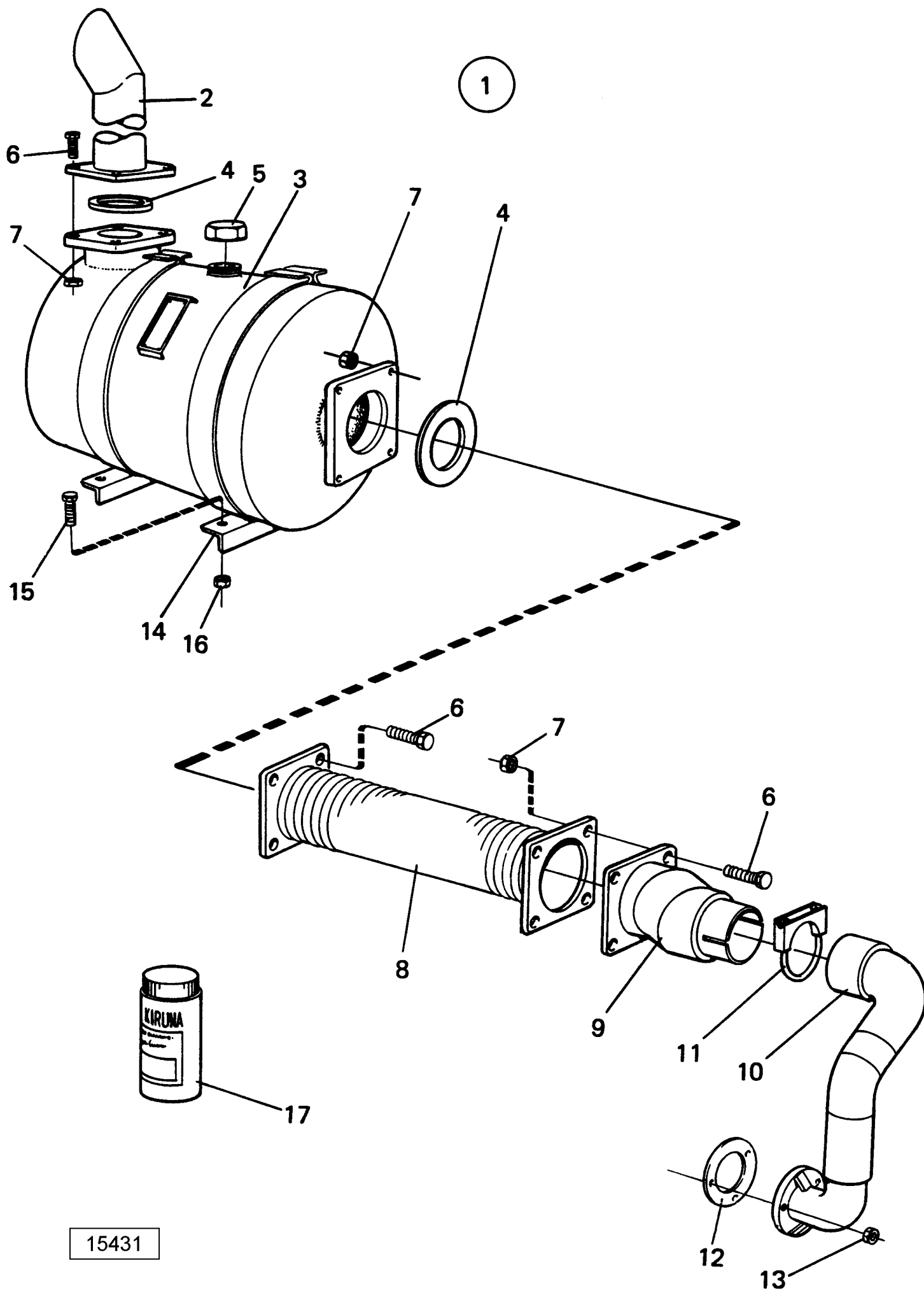
Reservdelar - Spare parts

30

131

2360

2360	Utgåva Issue		Bild nr Picture No		Avgassystem TD71AW 455954.0100,.0200		Exhaust system TD71AW 455954.0100,.0200		
	Pos. Fig.	Antal/Quantity			Art nr Part No	Benämning	Description	Sats Kit	Anmärkning Notes
		4559 54. 0100	4559 54. 0200						
0020	1	1			455954.0100	Avgassystem	Exhaust system		KPL
0025			1		455954.0200	Avgassystem	Exhaust system		KPL FARR-FILTER
0040	2	1			455956.0100	•Avgasrör	•Exhaust pipe		KPL
0045			1		457785.0100	•Avgasrör	•Exhaust pipe		KPL FARR-FILTER
0060	3	1	1		920024.019	•Avgaspackning	•Exhaust gasket		
0080	4	3	3		923152.0001	•Mutter	•Nut		
0100	5	1	1		921079.0005	•Ljuddämpare	•Silencer		
0120	6	1	1		923096.0003	•Klamma	•Clamp		
0140	7	1	1		455457.0100	•Fäste	•Bracket		
0160	8	2	2		90391	•Dämpare	•Pad		
0180	9	6	6		3052	•Mutter	•Nut		
0205	10	1	1		A00349.0100	•Spännband	•Strap		
0215	11	2	2		922357.0014	•Skruv	•Screw		
0220	12	1	1		453679.0200	•Avgasrör	•Exhaust pipe		Ø76,L=890
0230		1	1		453679.0400	•Avgasrör	•Exhaust pipe		ALT,Ø76,L=1040
0240	13	1	1		923096.0002	•Klamma	•Clamp		
0260	14	1	1		458167.0100	Avgasrenare	Exhaust purifier		EXTILL,EX70
0280	15	1	1		923096.0003	Klamma	Clamp		EXTILL

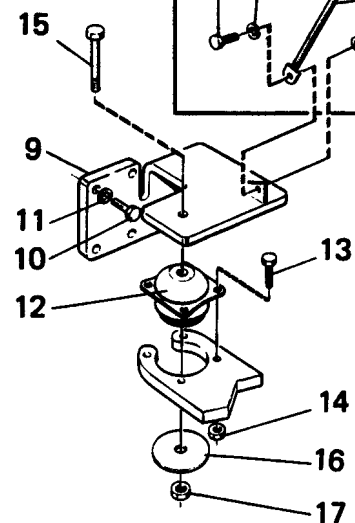
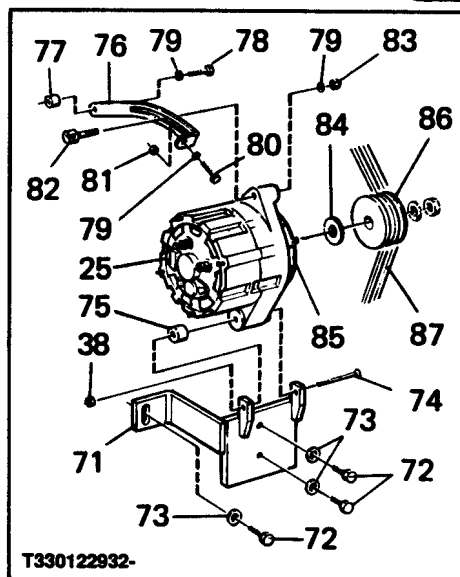
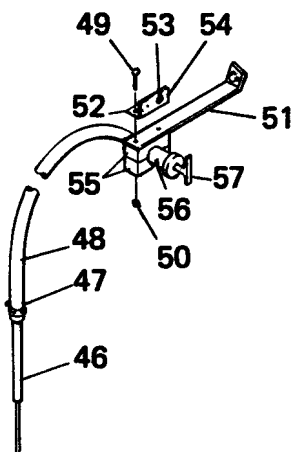
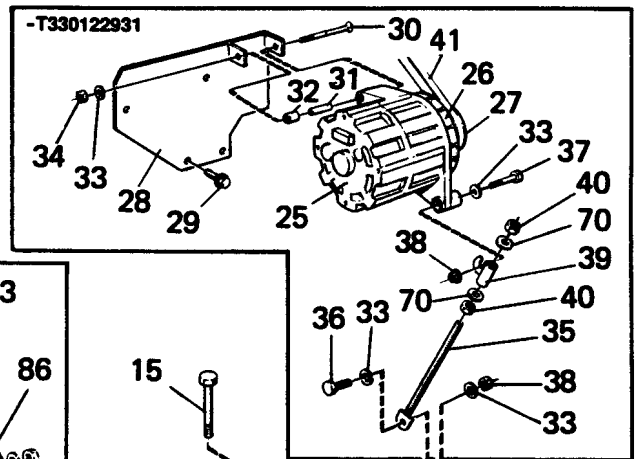
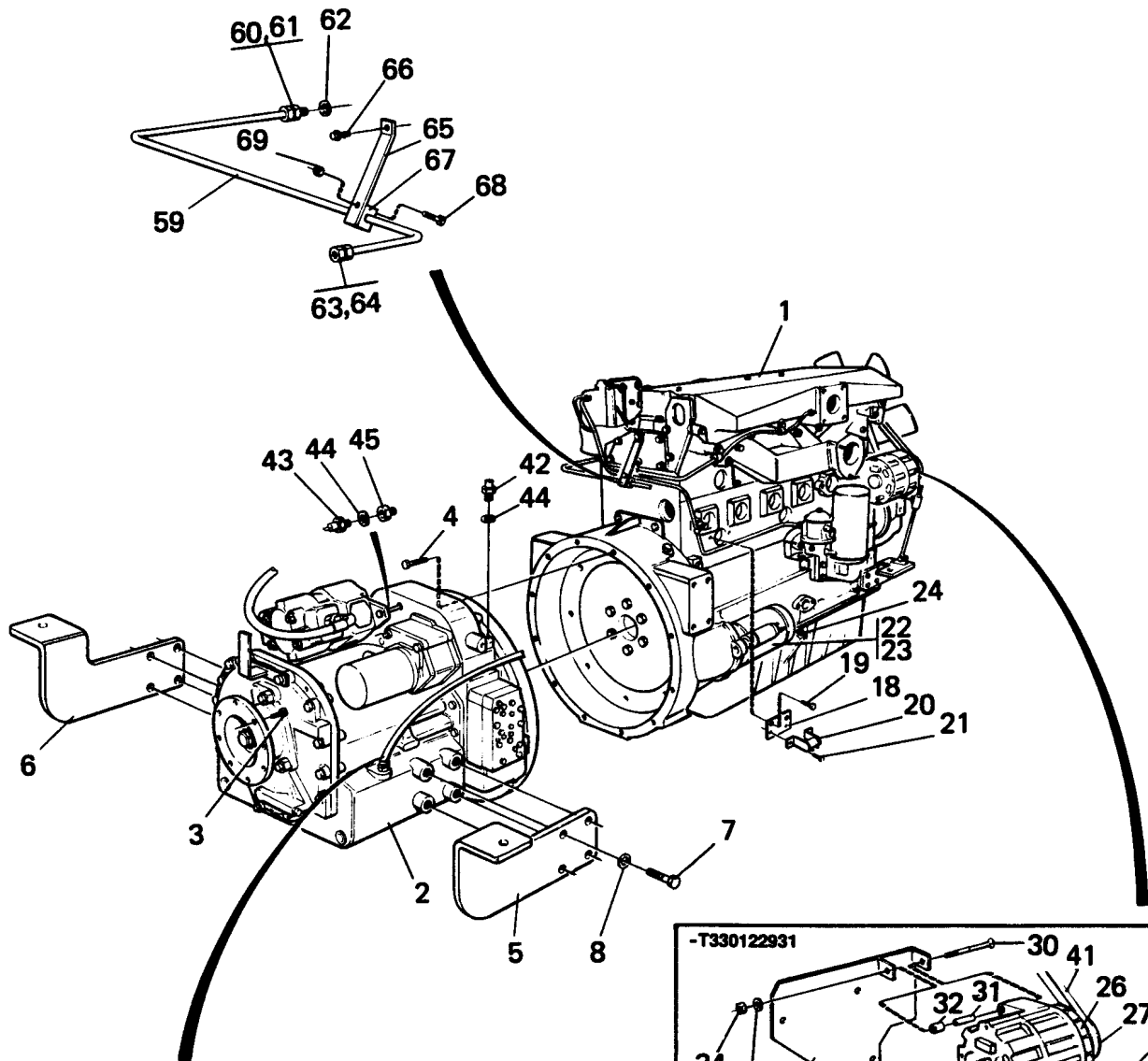


Reservdelar - Spare parts

30

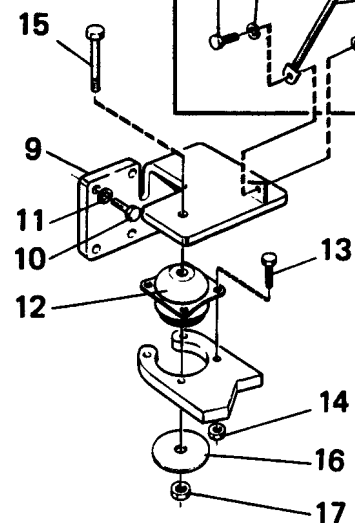
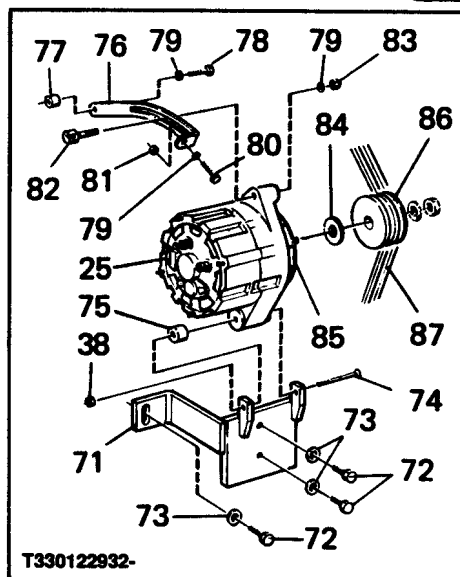
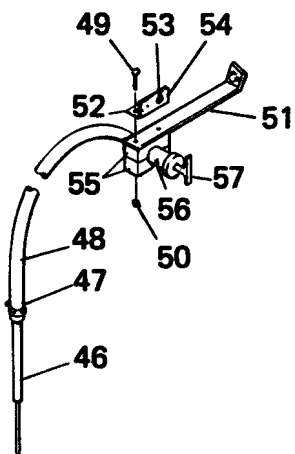
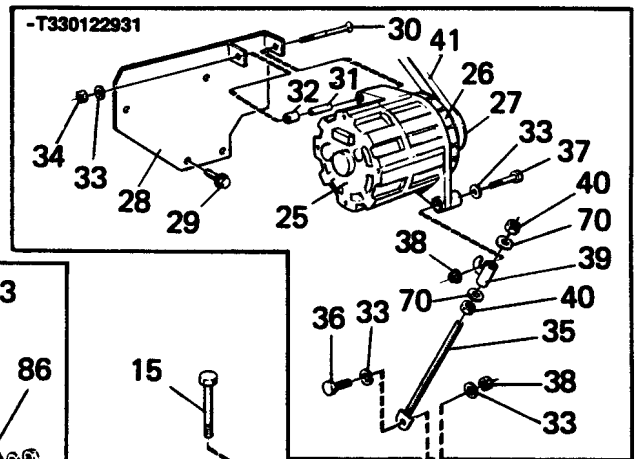
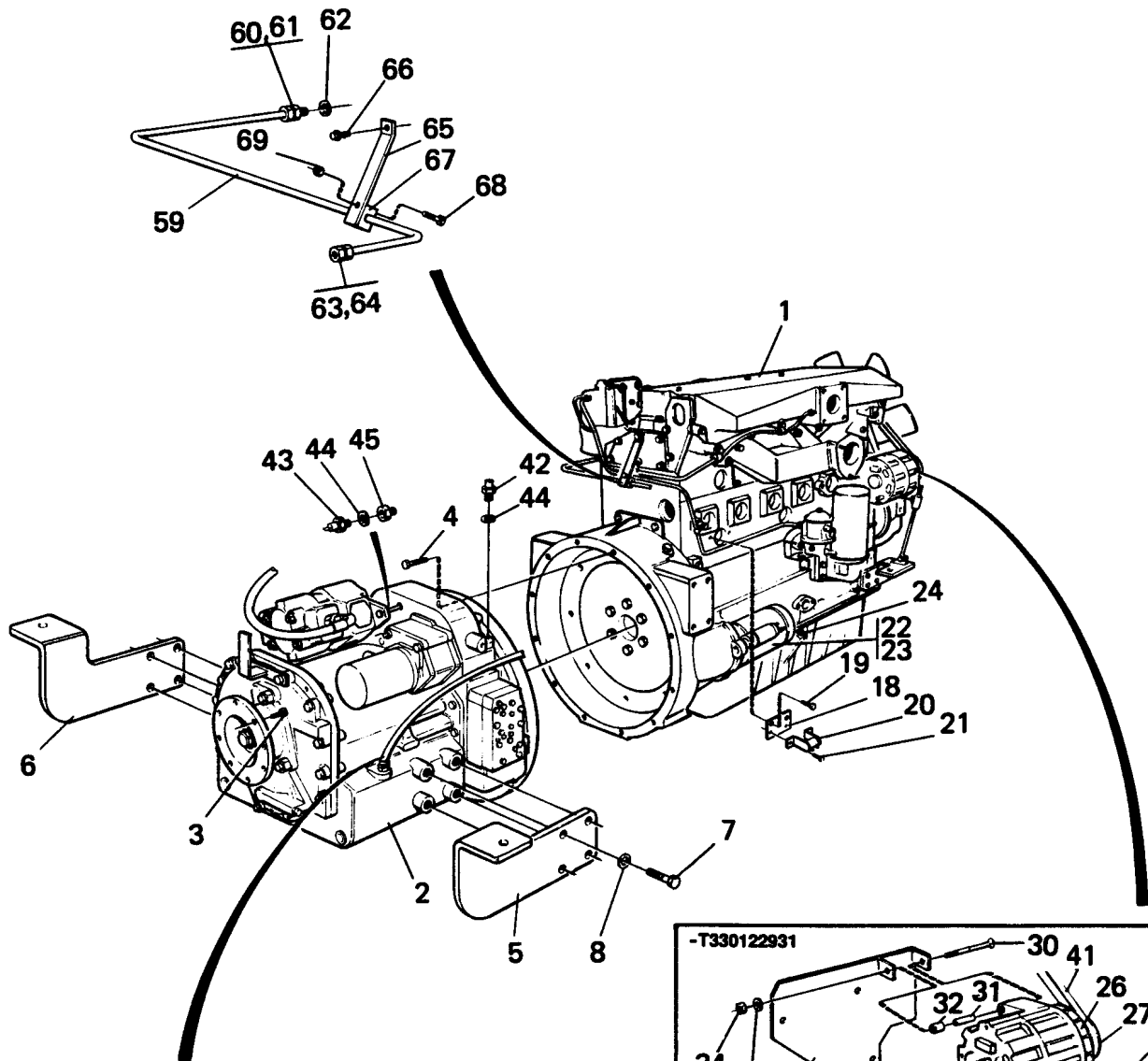
133

2380	Utgåva Issue		Bild nr Picture No		Avgassystem Unikat TD71AW 457364.0200		Exhaust system Unikat TD71AW 457364.0200	
	980615		15431					
Pos. Fig.	Antal/Quantity			Art nr Part No	Benämning	Description	Sats Kit	Anmärkning Notes
0020	1	1		457364.0200	Avgassystem	Exhaust system		KPL DRAW.257363.0100
0040	2	1		457142.0100	•Slutrör	•End pipe		
0060	3	1		90623	•Avgasrenare	•Exhaust purifier		UNIKAT
0080	4	2		921100.0002	••Packning	••Gasket		
0100	5	1		921737.0001	••Lock	••Cover		
0120	6	12		922357.0042	•Skruv	•Screw		M6SF 12X40
0140	7	12		922030.0004	•Mutter	•Nut		M6MF M12
0160	8	1		923318.0001	•Avgasrör	•Exhaust pipe		
0180	9	1		357139.0100	•Avgasrör	•Exhaust pipe		
0200	10	1		455956.0100	•Avgasrör	•Exhaust pipe		
0220	11	1		923096.0003	•Klamma	•Clamp		
0240	12	1		920024.019	•Avgaspackning	•Exhaust gasket		
0260	13	3		923152.0001	•Mutter	•Nut		M6M M8
0280	14	2		456500.0100	•Stag	•Stay		
0300	15	6		922357.0015	•Skruv	•Screw		M6SF 8X20
0320	16	6		922030.0002	•Mutter	•Nut		M6MF M8
0340	17	1		2403	Katalysatormassa	Catalyzer mass		



Reservdelar - Spare parts

3500	Utgåva Issue		Bild nr Picture No		Motorpaket,avgassida Perkins 1006.6		Engine assembly, Exhaust side Perkins 1006.6		
	980615		18002						
	Pos. Fig.	Antal/Quantity			Art nr Part No	Benämning	Description	Sats Kit	Anmärkning Notes
		9201 17. 023	9201 17. 026						
0020	1	1			920117.023	Motor	Engine		KPL PERKINS 1006.6 MED KOMPRESSOR / WITH COMPRESSOR KPL PERKINS 1006.6 UTAN KOMPRESSOR / WITHOUT COMPRESSOR FROM T330122524- SEE GR 40, PAGE 23
0022									
0024									
0030			1		920117.026	Motor	Engine		
0032									
0034									
0036									
0040	2	1	1		922297.0051	Växellåda	Gear box		
0060	3	8	8		921161.0002	Skruv	Screw		
0080	4	11	11		3090	Skruv	Screw		
0100	5	1	1		256026.0200	Fäste	Bracket		
0110	6	1	1		256026.0100	Fäste	Bracket		
0120	7	8	8		2722	Skruv	Screw		
0140	8	8	8		920466.001	Bricka	Washer		
0180	9	1	1		A02477.0100	Fäste	Bracket		
0240	10	4	4		920042.070	Skruv	Screw		
0280	11	4	4		98154	Bricka	Washer		
0300	12	2	2		920734.0001	Dämpare	Pad		
0320	13	8	8		922357.0031	Skruv	Screw		
0340	14	8	8		922030.0003	Mutter	Nut		
0360	15	3	3		920042.080	Skruv	Screw		
0380	16	2	2		98154	Bricka	Washer		
0400	17	2	2		920076.007	Mutter	Nut		
0420	18	1	1		A02507.0100	Fäste	Bracket		
0440	19	2	2		99024	Skruv	Screw		
0460	20	1	1		920882.0004	Motstånd	Resistor		0,85OHM
0480	21	2	2		99024	Skruv	Screw		
0500	22	1	1		922318.0002	Startmotor	Starter motor		SEE GR 20, PAGE 75
0520	23	3	3		922357.0029	Skruv	Screw		
0530	24					Nivåsticka	Dipstick		SEE GR 30, PAGE 169
0540	25				921066.0002	Växelströmsgenerator	Alternator		UTGÅTT,ERS AV 921066.0006
0545									SEE GR 20, PAGE 77
0550		1	1		921066.0006	Växelströmsgenerator	Alternator		-T330122931
0560	26	1	1		425821.1100	Fläkthjul	Impeller		-T330122931
0580	27	1	1		920028.005	Remskiva	Pulley		-T330122931
0600	28	1	1		A02506.0200	Fäste	Bracket		-T330122931
0620	29	4	4			Skruv	Screw		-T330122931
0640	30	1	1		3084	Skruv	Screw		-T330122931
0660	31	1			422903.0100	Bussning	Bushing		FOR ALTERNATOR 921066.0002
0665									FOR ALTERNATOR 921066.0006
0670		1	1		422903.0200	Bussning	Bushing		-T330122931
0675									-T330122931
0680	32	1	1		422904.0100	Distans	Spacer		-T330122931
0700	33	4	4		920098.025	Bricka	Washer		-T330122931
0720	34	1	1		920076.003	Låsmutter	Lock nut		-T330122931
0740	35	1	1		427013.0200	Remsträckare	Belt adjuster		-T330122931
0760	36	1	1		920099.061	Skruv	Screw		-T330122931
0780	37	1	1		3076	Skruv	Screw		-T330122931
0800	38	2	2		920076.003	Låsmutter	Lock nut		
0820	39	1	1		424276.0300	Hylsa	Sleeve		-T330122931
0840	40	2	2		920068.0008	Mutter	Nut		-T330122931
0860	41	2	2		921496.0001	Kilrem	V-belt		-T330122931
0880	42	1	1		920596.0004	Tryckgivare	Sensor,pressure		TOM GEAR BOX NO. -961631
0881									FROM GEAR BOX NO. 961632-
0890		1	1		920596.0039	Givare	Sensor		
0891									
0900	43	1	1		920822.0001	Temp.givare	Sensor,temperature		
0920	44	2	2		5933	Tredoring	Tredoring		
0940	45	1	1		421382.0100	Reducering	Reducing		
1460	46	1	1		456705.0100	Rör	Pipe		
1480	47	1	1		3246	Slangklamma	Hose clamp		



Reservdelar - Spare parts

30

137

3500	Utgåva Issue		Bild nr Picture No		Motorpaket,avgassida Perkins 1006.6		Engine assembly, Exhaust side Perkins 1006.6			
	980615		18002							
	Pos. Fig.	Antal/Quantity			Art nr Part No	Benämning	Description	Sats Kit	Anmärkning Notes	
		9201 17. 023	9201 17. 026							
1500	48	ERF	ERF		920899.0001	Slang	Hose		L=850	
1520	49	2	2		3067	Skruv	Screw			
1540	50	2	2		3051	Mutter	Nut			
1560	51	1	1		A30088.0100	Fäste	Bracket			
1580	52	1	1		455950.0100	Fäste	Bracket			
1600	53	1	1		455949.0100	Skylt	Sign			
1620	54	2	2		920926.0001	Nit	Rivet			
1640	55	2	2		3551	Klammer	Clamp			
1660	56	1	1		456706.0100	Rör	Pipe			
1680	57	1	1		356711.0100	Nivåsticka	Dipstick			
1700	58									
1720	59	1			A02416.0100	Rör	Pipe			
1740	60	1			920079.017	Koppling	Fitting			
1760	61	1			923138.0003	Koppling	Fitting			
1780	62	1			5938	Tredoring	Tredoring			
1800	63	1			921553.0004	Mutter	Nut			
1820	64	1			921554.0004	Kona	Cone			
1840	65	1			5219	Konsol	Bracket			
1860	66	1			922357.0016	Skruv	Screw			
1880	67	1			95023	Klammer	Clamp			
1900	68	1			922357.0002	Skruv	Screw			
1920	69	1			922030.0001	Mutter	Nut			
1940	70	2	2		920098.009	Bricka	Washer			
1960	71		1		A05491.0100	Fäste	Bracket			
1980	72		3		920042.005	Skruv	Screw			
2000	73		3		98150	Bricka	Washer			
2020	74		1		920043.165	Skruv	Screw			
2040	75		1		920913.0014	Distans	Spacer			
2060	76		1		A03351.0100	Spännjärn	Tensioner arm			
2080	77		1		A10676.0100	Hylsa	Sleeve			
2100	78		1		920074.105	Skruv	Screw			
2120	79		3		920098.025	Bricka	Washer			
2140	80		1		920099.003	Skruv	Screw			
2160	81		1		3052	Mutter	Nut			
2180	82		1		A03352.0100	Hylsa	Sleeve			
2190			1		424276.0100	Hylsa	Sleeve			
2200	83		1		920076.003	Låsmutter	Lock nut			
2220	84		1		98154	Bricka	Washer			
2240	85		1		922226.0004	Fläkthjul	Impeller			
2250			1		425821.1100	Fläkthjul	Impeller			
2260	86		1		A13625.0100	Remskiva	Pulley			
2270			1		920028.005	Remskiva	Pulley			
2280	87		2		921496.0019	Kilrem	V-belt			

L=850

NOT USED

-T330122931

T330122932-

T330122932-

T330122932-

T330122932-

T330122932-

T330122932-

T330122932-

T330122932-

T330122932-

T330122932-

T330122932-

T330122932-

T330122932-

T330122932-

T330122932-

T330122932-

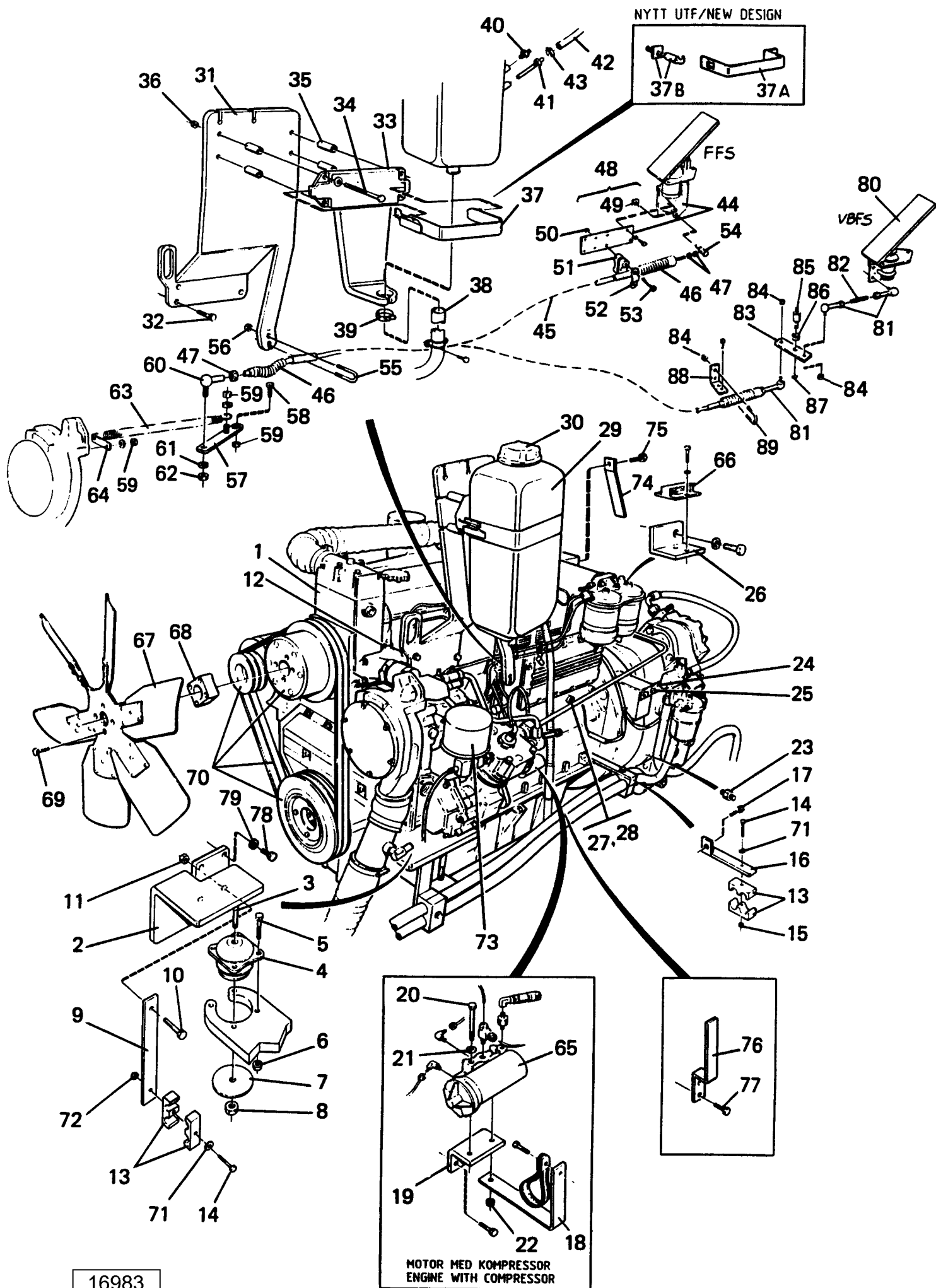
T330122932-

T330122932-

T330122932-

T330122932-

T330122932-



Reservdelar - Spare parts

30

139

3550	Utgåva Issue		Bild nr Picture No		Motorpaket,insugningssida Perkins 1006.6		Engine ass.induction side Perkins 1006.6	
	980615		16983					
Pos. Fig.	Antal/Quantity			Art nr Part No	Benämning	Description	Sats Kit	Anmärkning Notes
	9201 17. 023	9201 17. 026						
0010				354806.0300				RITNING/DRAWING SEE GR 30, PAGE 135 FOR ENGINE WITH AIR COMPRESSOR FOR ENGINE WITHOUT AIR COMPRESSOR
0020	1	1			Motor	Engine		
0060	2	1		A02391.0200	Motorfäste	Engine mounting		FOR TURBO,GRÖNT/GREEN
0062								
0065		1		A02391.0300	Motorfäste	Engine mounting		ÄUTF NY UTF NY UTF L=560
0067								
0070	3	1	1	A02392.0100	Pinnskruv	Stud		L=2000
0080	4	2	2	920734.0001	Gummidämpare	Rubber cushion		
0100	5	8	8	922357.0031	Skruv	Screw		FFS L=3300
0120	6	8	8	922030.0003	Mutter	Nut		
0160	7	2	2	98154	Bricka	Washer		PART OF POS 44
0180	8	2	2	920076.007	Mutter	Nut		
0200	9	1	1	456010.0100	Hållare	Holder		
0220	10	1	1	922357.0020	Skruv	Screw		
0240	11	4	4	920466.001	Bricka	Washer		
0260	12	1	1	920169.001	Givare,kylvattentemp.	Sensor,cool.water temp.		
0280	13	4	4	352670.0600	Klamma	Clamp		
0300	14	2	2	922357.0020	Skruv	Screw		
0320	15	1	1	922030.0002	Mutter	Nut		
0340	16	1	1	A05235.0100	Fäste	Bracket		
0360	17	1	1	920042.027	Skruv	Screw		
0400	18	1		A02509.0100	Fäste	Bracket		
0420	19	1		A02522.0100	Fäste	Bracket		
0440	20	2		3082	Skruv	Screw		
0460	21	2		920098.025	Bricka	Washer		
0480	22	2		3052	Mutter	Nut		
0500	23	1		920985.0002	Koppling	Fitting		
0520	24	1	1	456011.0100	Fäste	Bracket		
0540	25	2	2	922357.0040	Skruv	Screw		
0560	26	1	1	A02520.0100	Fäste	Bracket		
0580	27	1	1	5944	Slangnippel	Hose nipple		
0600	28	1	1	920147.002	Tryckgivare	Sensor,pressure		
0620	29	1	1	5538	Expansionstank	Expansion tank		
0640	30	1	1	5676	Lock	Cover		
0650		1	1	920966.0002	Lock	Cover		
0660	31	1	1	A02389.0100	Fäste	Bracket		
0680	32	3	3	922357.0028	Skruv	Screw		
0700	33	1	1	5691	Konsol	Bracket		
0720	34	4	4	3082	Skruv	Screw		
0740	35	4	4	922585.0003	Distans	Spacer		
0760	36	4	4	920076.003	Låsmutter	Lock nut		
0780	37	1		5675	Klammer	Clamp		
0785	37A	1	1	A04401.0100	Bygel	Yoke		
0790	37B	1	1	922250.0001	Bygel	Yoke		
0800	38	ERF	ERF	4077	Vattenslang	Water hose		
0820	39	2	2	3244	Klammer	Clamp		
0840	40	1	1	923176.0001	Nivågivare	Level sensor		
0860	41	1	1	5674	Anslutningsrör	Connection pipe		
0880	42	ERF	ERF	425817.3000	Slang	Hose		
0900	43	2	2	3241	Slangklamma	Hose clamp		
0920	44	1	1	922463.0001	Gaspedal	Foot throttle		
0940	45	1	1	922442.0039	Reglagekabel	Control cable		
0960	46	2	2	922429.0001	•Gummibalg	•Rubber bellows		
0980	47	2	2	3051	•Mutter	•Nut		
1060	48	1	1	922463.0003	Monteringssats	Mounting kit		
1080	49	1	1		•Låsbleck	•Securing plate	S	
1100	50	2	2		•Mutter	•Nut	S	
1120	51	1	1		•Klamma	•Clamp	S	
1140	52	1	1		•Bygel	•Yoke	S	
1160	53	2	2		•Skruv	•Screw	S	
1180	54	1	1		•Tapp	•Pin	S	

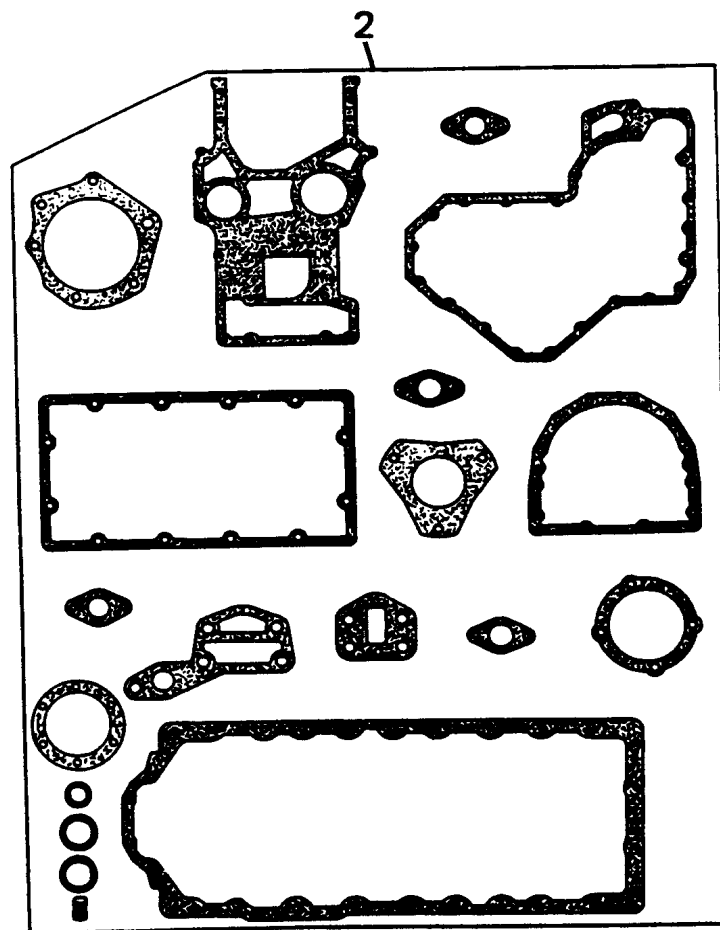
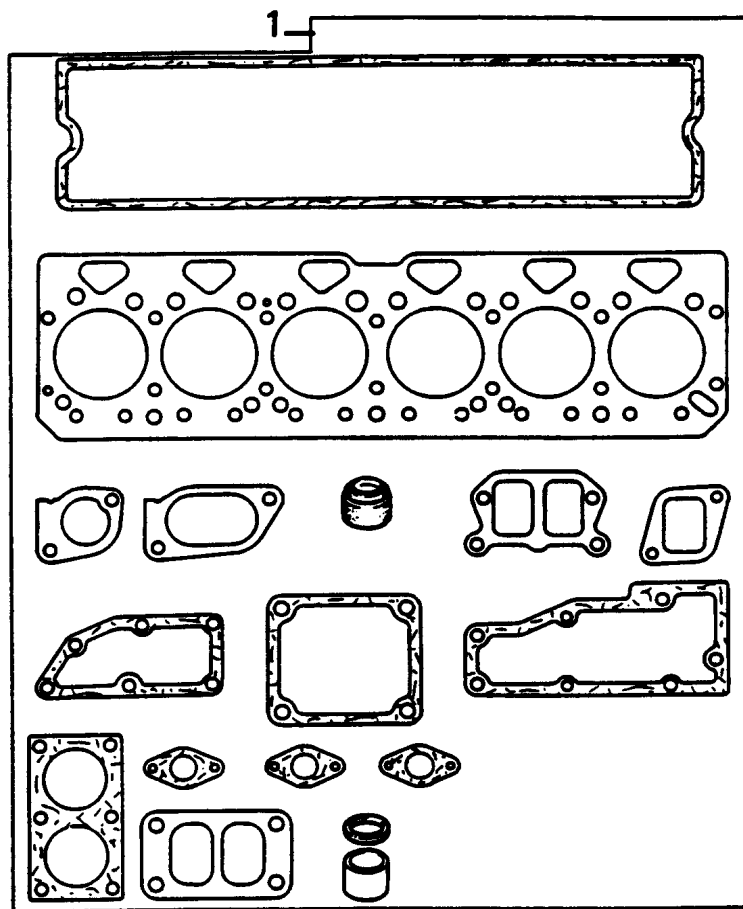
Reservdelar - Spare parts

30

141

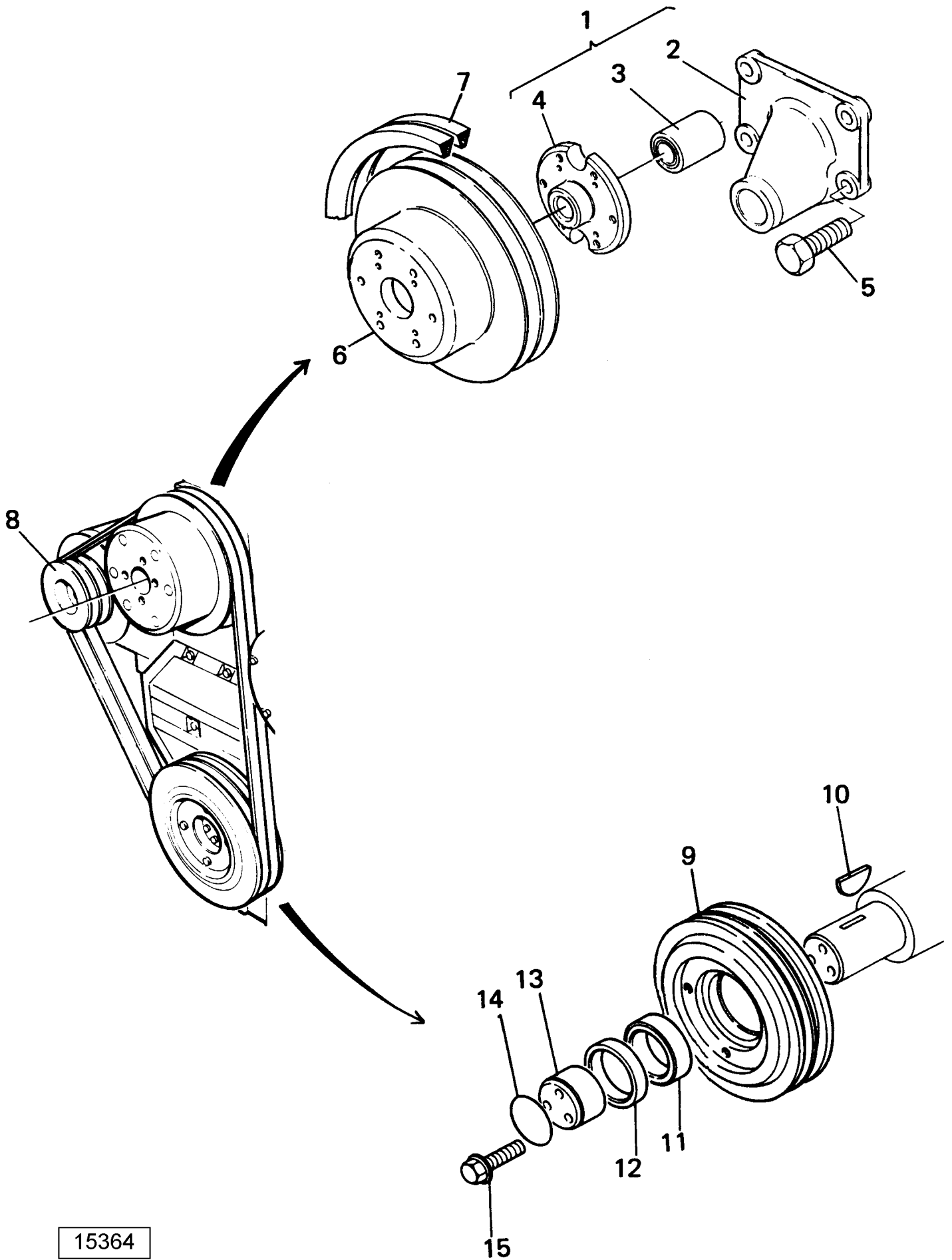
3550

3550	Utgåva Issue		Bild nr Picture No		Motorpaket,insugningssida Perkins 1006.6		Engine ass.induction side Perkins 1006.6		
	980615		16983						
	Pos. Fig.	Antal/Quantity			Art nr Part No	Benämning	Description	Sats Kit	Anmärkning Notes
		9201 17. 023	9201 17. 026						
1200	55	1	1		922285.0001	Bygel	Yoke		24V/12V STD,SUGANDE/SUCKING TRYCKKANDE/PUSHING
1220	56	2	2		3051	Mutter	Nut		
1240	57	1	1		422859.0100	Fäste	Bracket		
1260	58	1	1		99024	Skruv	Screw		
1280	59	2	2		98106	Mutter	Nut		
1300	60	1	1		90202	Kullänk	Ball link		
1320	61	1	1		98151	Bricka	Washer		
1340	62	1	1		920076.002	Låsmutter	Lock nut		
1360	63	1	1		90124	Fjäder	Spring		
1380	64	1	1		420827.0100	Fjäderhållare	Spring holder		
1400	65	1			3720	Tryckregulator	Pressure regulator		
1440	66	1	1		923458.0430	motstånd	resistor		
1460	67	1	1		923458.0364	Fläkt	Fan		
1470		1	1		920123.014	Fläkt	Fan		
1480	68	1	1		920841.0002	Distans	Spacer		
1500	69	4	4		923458.0258	Skruv	Screw		
1520	70					Remskiva	Pulley		
1540	71	2	2		920098.025	Bricka	Washer		
1560	72	1	1		920076.003	Låsmutter	Lock nut		
1580	73	1			922592.0001	Luftfilter	Air filter		
1600									SEE GR 30, PAGE 145
1620	74		1		5219	Konsol	Bracket		SEE GR 30, PAGE 183 AND MOUNTING DETAILS
1640	75		1		922357.0016	Skruv	Screw		
1660	76		1		5219	Konsol	Bracket		
1680	77		2		920042.002	Skruv	Screw		
1700	78		4		920042.070	Skruv	Screw		
1720	79		4		98154	Bricka	Washer		
1740	80	1	1		A13121.0100	Gaspedal	Foot throttle		
1760	81	3	3		90202	Kullänk	Ball link		
1780	82	1	1		A09868.0100	Dragstång	Pull rod		
1800	83	1	1		A09856.0100	Arm	Arm		
1820	84	ERF	ERF		3051	Mutter	Nut		
1840	85	1	1		A09855.0100	Axel	Shaft		
1860	86	1	1		920007.005	Bussning	Bushing		
1880	87	1	1		920046.006	Spärring	Retaining ring		
1900	88	1	1		A09867.0100	Fäste	Bracket		
1920	89	1	1		922285.0001	Bygel	Yoke		



Reservdelar - Spare parts
30
143

3600	Utgåva Issue		Bild nr Picture No		Motor,Packningssatser Perkins 1006.6		Engine,Gasket kits Perkins 1006.6		
	980615		15315						
	Pos. Fig.	Antal/Quantity			Art nr Part No	Benämning	Description	Sats Kit	Anmärkning Notes
	9201 17. 023	9201 17. 026							
0020	1	1	1		923458.0384	Packningssats	Gasket kit		19)
0040	2	1	1		923458.0385	Packningssats	Gasket kit		20)

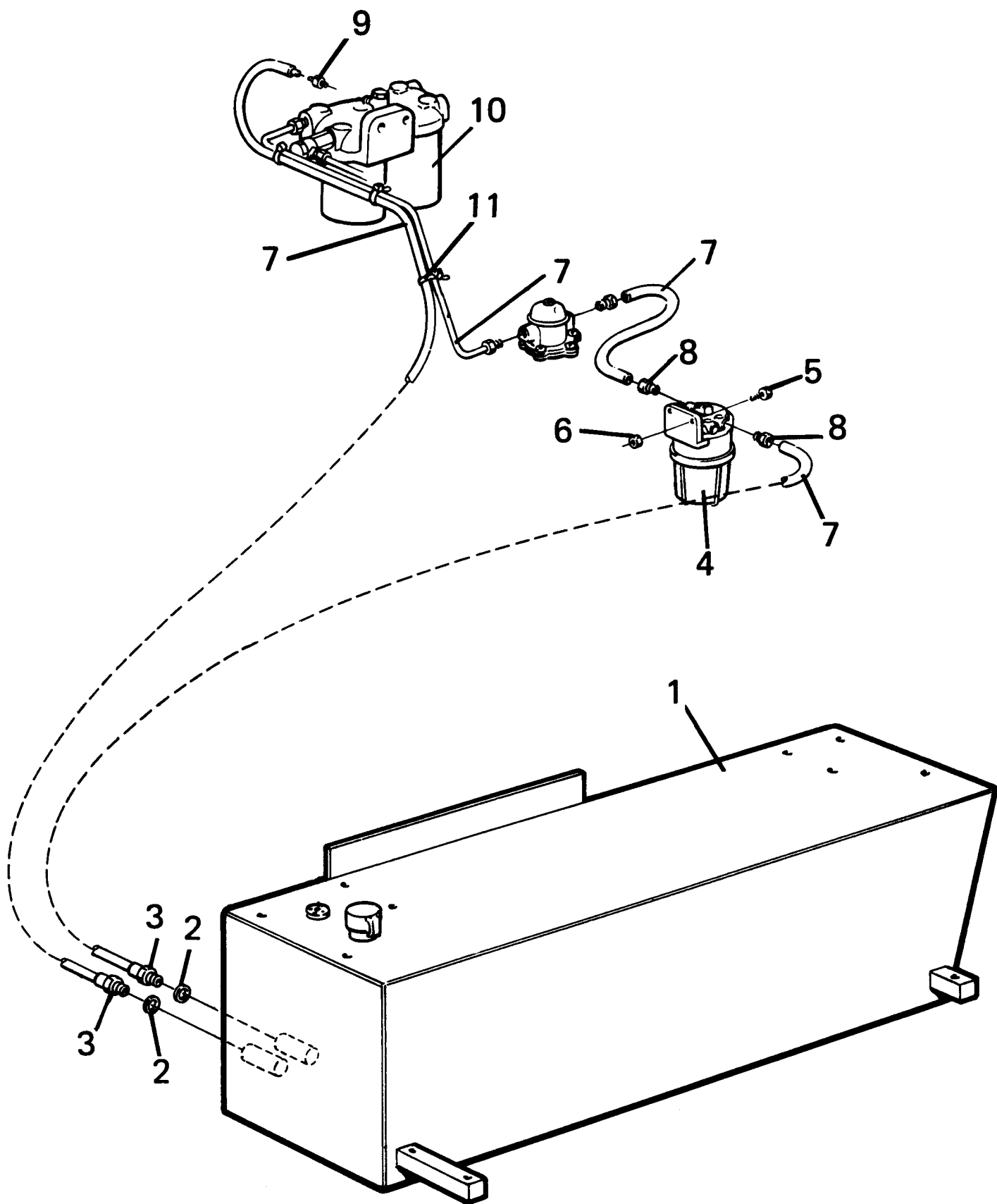


15364

Reservdelar - Spare parts
30
145

3610

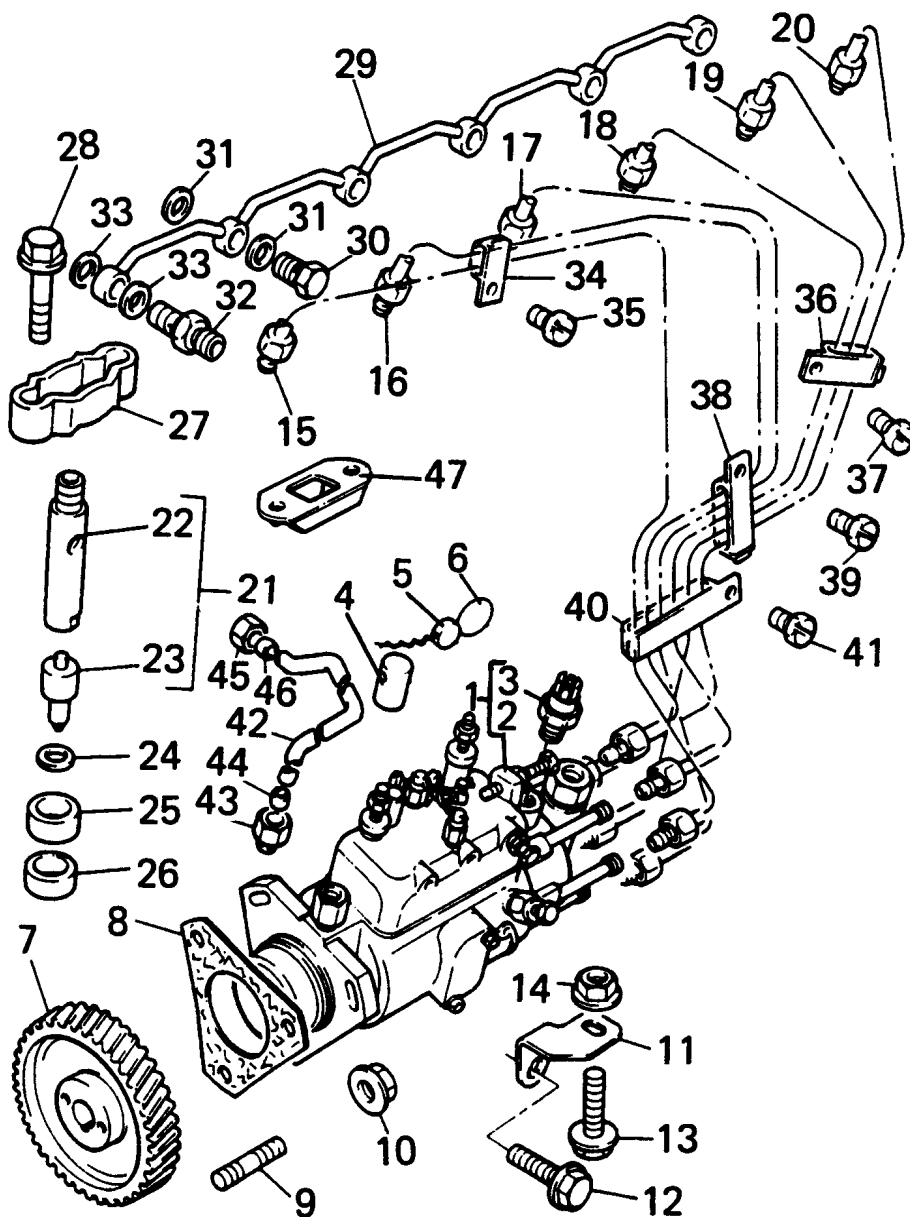
Utgåva Issue		Bild nr Picture No		Remskivor och remmar Perkins 1006.6		Pulleys and belts Perkins 1006.6		
980615		15364						
Pos. Fig.	Antal/Quantity			Art nr Part No	Benämning	Description	Sats Kit	Anmärkning Notes
	9201 17. 023	9201 17. 026						
1	1	1		923458.0331	Hus	Housing		KPL
2	1	1			•Hus	•Housing		SEE FIG. 1
3	1	1			•Axel	•Shaft		SEE FIG. 1
4	1	1			•Nav	•Hub		SEE FIG. 1
5	4	4		923458.0192	Skruv	Screw		
6	1	1		923458.0332	Remskiva	Pulley		
7	2	2		921496.0003	Kilrem	V-belt		-T330122931
				921496.0019	Kilrem	V-belt		T330122932-
8	1	1		920028.005	Remskiva	Pulley		STD, -T330122931
				A13625.0100	Remskiva	Pulley		STD, T330122932-
	1	1		920028.005	Remskiva	Pulley		AIR CONDITIONING
9	1	1		923458.0615	Remskiva	Pulley		
10	1	1		922176.0008	Kil	Key		
11	1	1		923458.0356	Distans	Spacer		
12	1	1		922865.0002	Ring	Ring		
13	1	1		921251.0009	Tryckbricka	Thrust washer		
14	1	1		922865.0003	Ring	Ring		
15	3	3		922087.0034	Skruv	Screw		



Reservdelar - Spare parts
30
147

3620

3620	Utgåva Issue		Bild nr Picture No		Bränsletank och dräneringsventil Perkins 1006.6		Fuel tank and draining valve Perkins 1006.6		
	980615		15367						
	Pos. Fig.	Antal/Quantity			Art nr Part No	Benämning	Description	Sats Kit	Anmärkning Notes
		9201 17. 023	9201 17. 026						
0020	1	1	1			Bränsletank	Fuel tank		SEE GR 10, PAGE 5
0040	2	2	2	5933	Tredoring	Tredoring			
0060	3	2	2	5825	Koppling	Fitting			
0070	4				Bränslesystem	Fuel system			SEE GR 30, PAGE 151
0080	5	2	2	922357.0016	Skruv	Screw			
0090	6	2	2	922030.0002	Mutter	Nut			
0095	7	ERF	ERF	921324.0001	Slang	Hose			SEE GR 30, PAGE 151
0125	8	3	3	921318.0001	Nippel	Nipple			
0150	9	1	1	921318.0002	Nippel	Nipple			
0380	10	1	1		Bränslefilter	Fuel filter			
0400	11	3	3	920518.0002	Strapsband	Strap			



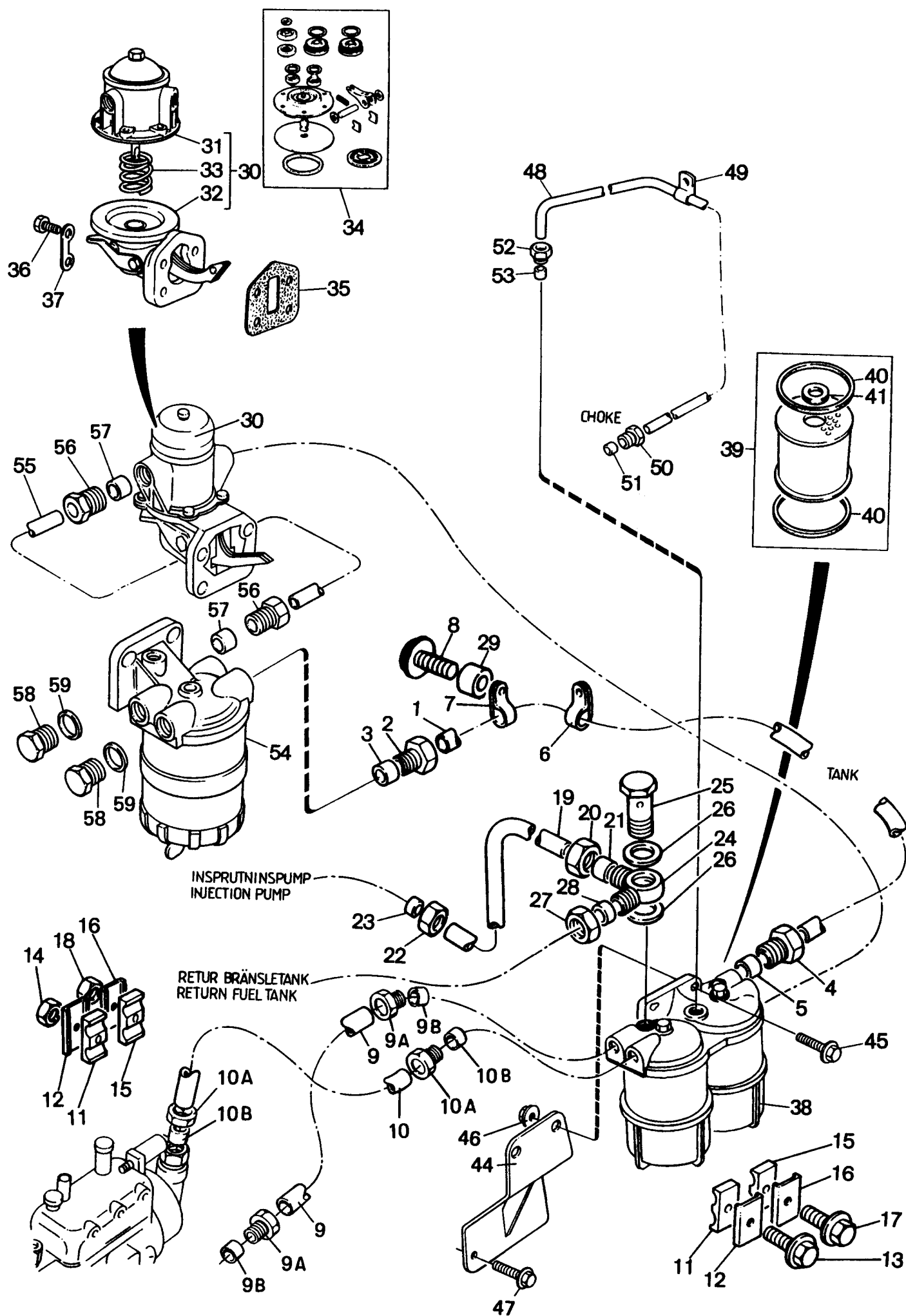
Reservdelar - Spare parts

30

149

3650

3650	Utgåva Issue		Bild nr Picture No		Bränsleinsprutningssystem Perkins 1006.6		Fuel injection system Perkins 1006.6		
	980615		16608						
	Pos. Fig.	Antal/Quantity			Art nr Part No	Benämning	Description	Sats Kit	Anmärkning Notes
		9201 17. 023	9201 17. 026						
0020	1	1			923458.0315	Insprutningspump	Injection pump		KPL
0030			1		923458.0750	Insprutningspump	Injection pump		KPL
0035		1	1		923458.0751	•Rep.sats	•Repair kit		
0040	2	1	1			•Insprutningspump	•Injection pump		
0060	3	1	1		923458.0167	•Stoppmagnet	•Stop solenoid		MAGNETSPOLE/SOLENOID SEE GR 20, PAGE 71
0070									
0080	4	1	1		923458.0316	Hylsa	Sleeve		
0100	5	1	1		922055.0003	Tätning	Seal		
0120	6	1	1		923458.0168	Wire	Wire		
0140	7	1	1		923458.0170	Kugghjul	Gear		
0160	8	1	1		921982.0013	Packning	Gasket		
0180	9	3	3		923458.0169	Pinnskruv	Stud		
0200	10	3	3		923458.0146	Mutter	Nut		
0220	11	1	1		923458.0171	Fäste	Bracket		
0240	12	1	1		923458.0172	Skruv	Screw		
0260	13	1	1		923458.0099	Skruv	Screw		
0280	14	1	1		923458.0146	Mutter	Nut		
0300	15	1	1		923458.0317	Bränslerör	Fuel pipe		
0320	16	1	1		923458.0318	Bränslerör	Fuel pipe		
0340	17	1	1		923458.0319	Bränslerör	Fuel pipe		
0360	18	1	1		923458.0320	Bränslerör	Fuel pipe		
0380	19	1	1		923458.0321	Bränslerör	Fuel pipe		
0400	20	1	1		923458.0322	Bränslerör	Fuel pipe		
0420	21	6	6		923458.0323	Insprutare	Injector		KPL
0440	22	6	6		923458.0181	•Spridarhållare	•Nozzle holder		
0460	23	6	6		923458.0182	•Spridarspets	•Nozzle		
0480	24	6	6		922053.0003	Bricka	Washer		
0500	25	6	6		923458.0183	Distans	Spacer		
0520	26	6	6		923458.0184	Tätning	Seal		
0540	27	6	6		923458.0185	Klammer	Clamp		
0560	28	12	12		923458.0186	Skruv	Screw		
0580	29	1	1		923458.0324	Bränslerör	Fuel pipe		
0600	30	4	4		922087.0002	Skruv	Screw		
0620	31	8	8		922053.0002	Bricka	Washer		
0640	32	2	2		922404.0001	Hålskruv	Hollow screw		
0660	33	4	4		922053.0002	Bricka	Washer		
0680	34	1			923458.0177	Klamma	Clamp		
0690			1		923458.0604	Klamma	Clamp		
0700	35	1	1		923458.0178	Skruv	Screw		
0720	36	1			923458.0325	Klamma	Clamp		
0730			1		923458.0605	Klamma	Clamp		
0740	37	1	1		923458.0178	Skruv	Screw		
0760	38	1			923458.0326	Klamma	Clamp		
0770			1		923458.0606	Klamma	Clamp		
0780	39	1	1		923458.0178	Skruv	Screw		
0800	40	1			923458.0327	Klamma	Clamp		
0810			1		923458.0607	Klamma	Clamp		
0820	41	1	1		923458.0178	Skruv	Screw		
0840	42	1			923458.0328	Rör	Pipe		KPL
0850			1		923458.0608	Rör	Pipe		KPL
0860	43	1	1		923458.0329	•Mutter	•Nut		
0880	44	1	1		922050.0004	•Kona	•Cone		
0900	45	1	1		922049.0006	Mutter	Nut		
0920	46	1	1		922050.0004	Kona	Cone		
0940	47		1		923458.0609	Hållare	Holder		

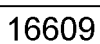


Reservdelar - Spare parts

30

151

3700	Utgåva Issue		Bild nr Picture No		Bränsleledningar Bränslepump och filter		Fuel pipes Feed pump and filter		
	980615		16609		Perkins 1006.6		Perkins 1006.6		
	Pos. Fig.	Antal/Quantity			Art nr Part No	Benämning	Description	Sats Kit	Anmärkning Notes
		9201 17. 023	9201 17. 026						
0020	1	1	1		923458.0377	Bränslerör	Fuel pipe		KPL
0040	2	1	1		920118.004	•Mutter	•Nut		
0060	3	1	1		922050.0003	•Kona	•Cone		
0080	4	1	1		920118.004	•Mutter	•Nut		
0100	5	1	1		922050.0003	•Kona	•Cone		
0120	6	1	1		922444.0006	•Klammer	•Clamp		
0140	7	1	1		923458.0378	•Klammer	•Clamp		
0160	8	1	1		923458.0158	Skruv	Screw		
0180	9	1	1		923458.0379	Bränslerör	Fuel pipe		KPL
0185	9A	2	2		920118.004	•Mutter	•Nut		
0190	9B	2	2		922050.0003	•Kona	•Cone		
0200	10	1	1		923458.0380	Bränslerör	Fuel pipe		KPL
0205	10A	2	2		920118.004	•Mutter	•Nut		
0210	10B	2	2		922050.0003	•Kona	•Cone		
0220	11	2	2		922426.0001	Dämpare	Pad		
0240	12	2	2		922098.0002	Platta	Plate		
0260	13	1	1		923458.0280	Skruv	Screw		
0280	14	1	1		923458.0281	Mutter	Nut		
0300	15	2	2		922426.0001	Dämpare	Pad		
0320	16	2	2		922098.0002	Platta	Plate		
0340	17	1	1		923458.0280	Skruv	Screw		
0360	18	1	1		923458.0281	Mutter	Nut		
0380	19	1	1		923458.0381	Bränslerör	Fuel pipe		
0400	20	1	1		922049.0006	Mutter	Nut		
0420	21	1	1		922050.0004	Kona	Cone		
0440	22	1	1		922049.0006	Mutter	Nut		
0460	23	1	1		922050.0004	Kona	Cone		
0480	24	1	1		922405.0003	Nippel	Nipple		
0500	25	1	1		922087.0003	Skruv	Screw		
0520	26	2	2		922423.0003	Bricka	Washer		
0540	27	1	1		922049.0007	Mutter	Nut		
0560	28	1	1		922050.0005	Kona	Cone		
0580	29	1	1		923458.0382	Distans	Spacer		
0700	30	1	1		425817.8004	Bränslepump	Fuel pump		SATS/KIT
0780	31	1	1			•Hus	•Housing		SEE FIG. 30
0800	32	1	1			•Hus	•Housing		SEE FIG. 30
0820	33	1	1		922043.0009	•Fjäder	•Spring		SEE FIG. 30
0840	34	1	1		922044.0002	•Rep.sats	•Repair kit		
0860	35	1	1		921982.0014	Packning	Gasket		
0880	36	4	4		923458.0158	Skruv	Screw		
0900	37	2	2		921241.0002	Platta	Plate		
0920	38	1	1		923458.0375	Bränslefilter	Fuel filter		KPL
0940	39	2	2		922054.0001	•Filterinsats	•Filter insert		
0960	40	2	2		922055.0001	•Tätning	•Seal ring		
0980	41	1	1		922324.0004	•Tätning	•Seal		
1020	42								NOT USED
1040	43								NOT USED
1060	44	1	1		923458.0376	Fäste	Bracket		
1080	45	2	2		923458.0354	Skruv	Screw		
1100	46	2	2		923458.0197	Mutter	Nut		
1120	47	2	2		923458.0172	Skruv	Screw		
1140	48	1	1		923458.0383	Bränslerör	Fuel pipe		KPL
1160	49	3	3		923458.0290	•Klammer	•Clamp		
1180	50	1	1		923458.0288	•Mutter	•Nut		
1200	51	1	1		923458.0289	•Kona	•Cone		
1220	52	1	1		922049.0006	Mutter	Nut		
1240	53	1	1		922050.0004	Kona	Cone		
1260	54	1	1		923458.0292	Vattenavskiljare	Water separator		
1280	55	1	1			Bränsleslang	Fuel hose		SEE GR 30, PAGE 147
1300	56								NOT USED
1320	57								NOT USED



Reservdelar - Spare parts
30
153

3700

Utgåva

Bild nr

Bränsleledningar

Fuel pipes

Issue

Picture No

Bränslepump och filter

Feed pump and filter

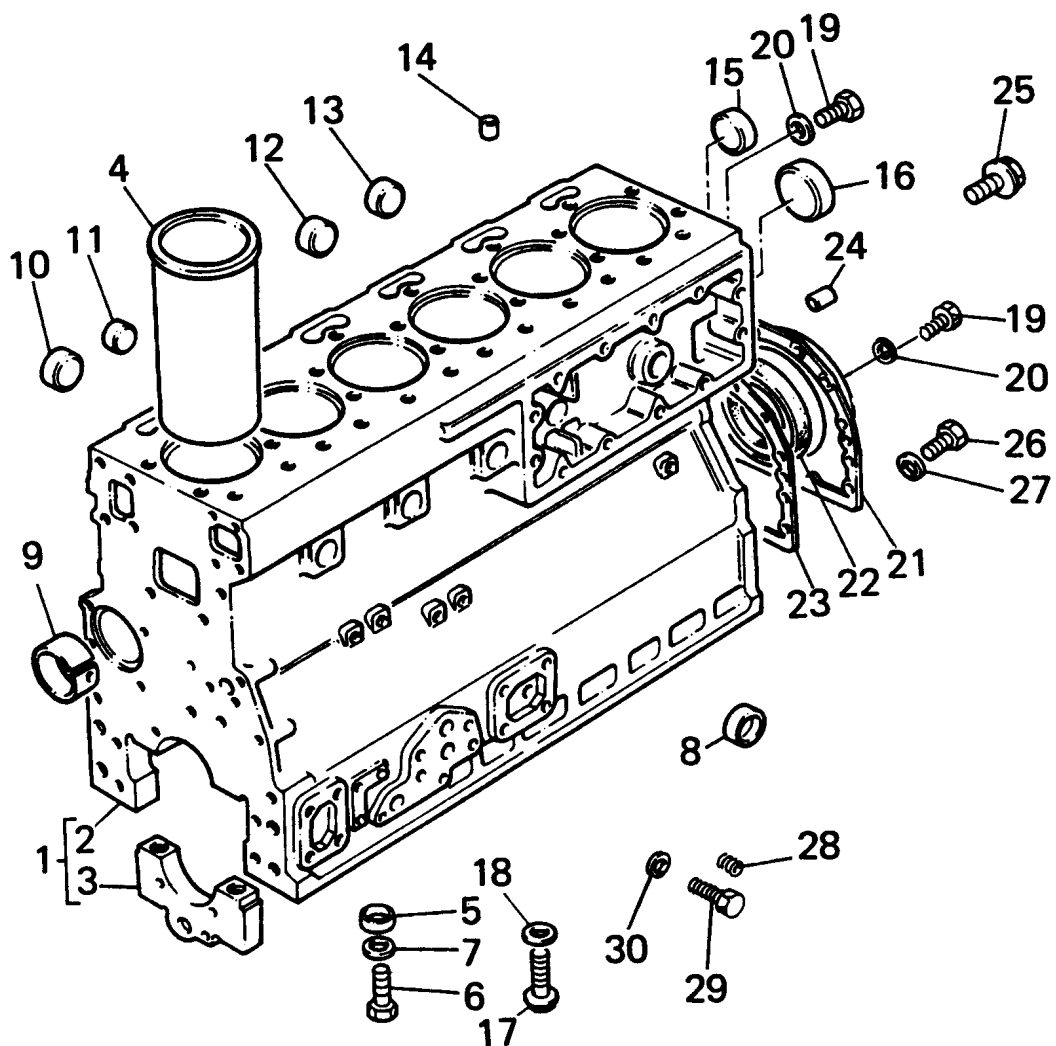
980615

16609

Perkins 1006.6

Perkins 1006.6

Pos. Fig.	Antal/Quantity			Art nr Part No	Benämning	Description	Sats Kit	Anmärkning Notes
	9201 17. 023	9201 17. 026						
1340	58	2	2	922288.0005	Plugg	Plug		
1360	59	2	2	922423.0002	Bricka	Washer		



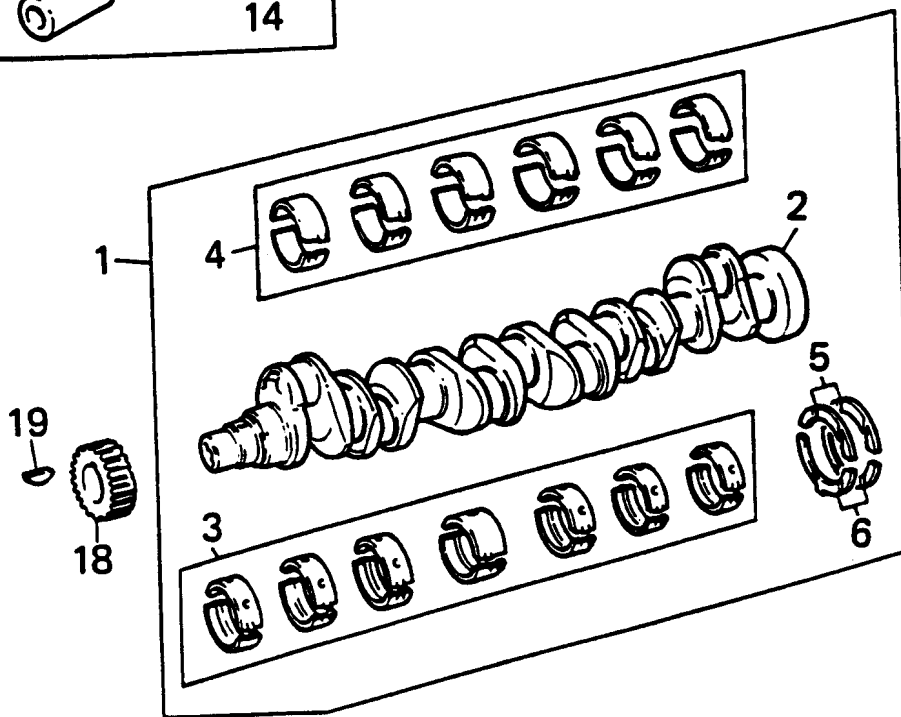
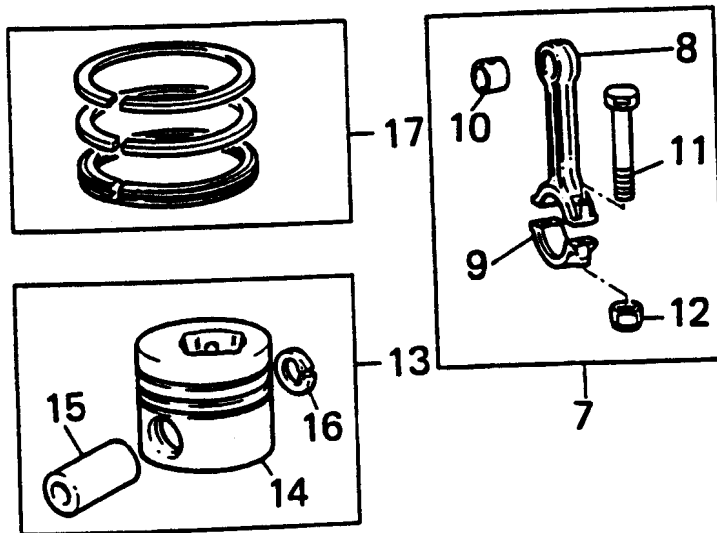
Reservdelar - Spare parts

30

155

3750

3750	Utgåva Issue		Bild nr Picture No		Cylinderblock Perkins 1006.6		Cylinder block Perkins 1006.6		
	980615		16610						
	Pos. Fig.	Antal/Quantity			Art nr Part No	Benämning	Description	Sats Kit	Anmärkning Notes
		9201 17. 023	9201 17. 026						
0020	1	1	1		923458.0296	Cylinderblock	Cylinder block		KPL SEE FIG. 1 SEE FIG. 1 SLIP FIT
0040	2	1	1			•Cylinderblock	•Cylinder block		
0060	3	5	5			•Lagerfäste	•Bearing bracket		
0080	4	6	6		923458.0091	•Cylinderfoder	•Cylinder liner		KPL KPL
0100	5	14	14		922852.0001	•Glidlager	•Slide bearing		
0120	6	14	14		922087.0006	•Skruv	•Screw		
0140	7	14	14		922690.0003	•Bricka	•Washer		KPL KPL
0160	8	5			923458.0096	•Plugg	•Plug		
0170			5		923458.0297	•Plugg	•Plug		
0180	9	1			923458.0095	•Bussning	•Bushing		KPL KPL
0190			1		923458.0590	•Bussning	•Bushing		
0200	10	3			923458.0096	•Plugg	•Plug		
0210			3		923458.0297	•Plugg	•Plug		KPL KPL
0220	11	3	2		923458.0297	•Plugg	•Plug		
0240	12	5			923458.0096	•Plugg	•Plug		
0250			5		923458.0297	•Plugg	•Plug		KPL KPL
0260	13	1	1		923458.0092	•Plugg	•Plug		
0280	14	1	1		922288.0014	•Plugg	•Plug		
0300	15	1			923458.0096	•Plugg	•Plug		KPL KPL
0310			1		923458.0297	•Plugg	•Plug		
0320	16	1	1		923458.0098	•Plugg	•Plug		
0325	17	6	6		923458.0103	•Skruv	•Screw		KPL KPL
0330	18	6	6		922861.0003	•Distansring	•Spacer ring		
0340	19	1			922288.0034	Plugg	Plug		
0350			2		923458.0591	Plugg	Plug		KPL KPL
0360	20	1			922690.0036	Bricka	Washer		
0370			1		923458.0592	Bricka	Washer		
0380	21	1			923107.0872	Hus	Housing		KPL KPL
0390			1		923458.0593	Hus	Housing		
0400	22	1	1		923107.0137	•Tätning	•Seal		
0420	23	1	1		921982.0022	Tätning	Seal		KPL KPL
0440	24	2	2		922853.0001	Pinne	Pin		
0460	25	10	10		923458.0098	Skruv	Screw		
0480	26	2			923458.0100	Skruv	Screw		KPL KPL
0490			2		923458.0594	Skruv	Screw		
0500	27	2	2		923107.0138	Bricka	Washer		
0520	28		1		922288.0033	Plugg	Plug		KPL KPL
0540	29		1		923458.0754	Plugg	Plug		
0560	30		1		922423.0003	Bricka	Washer		

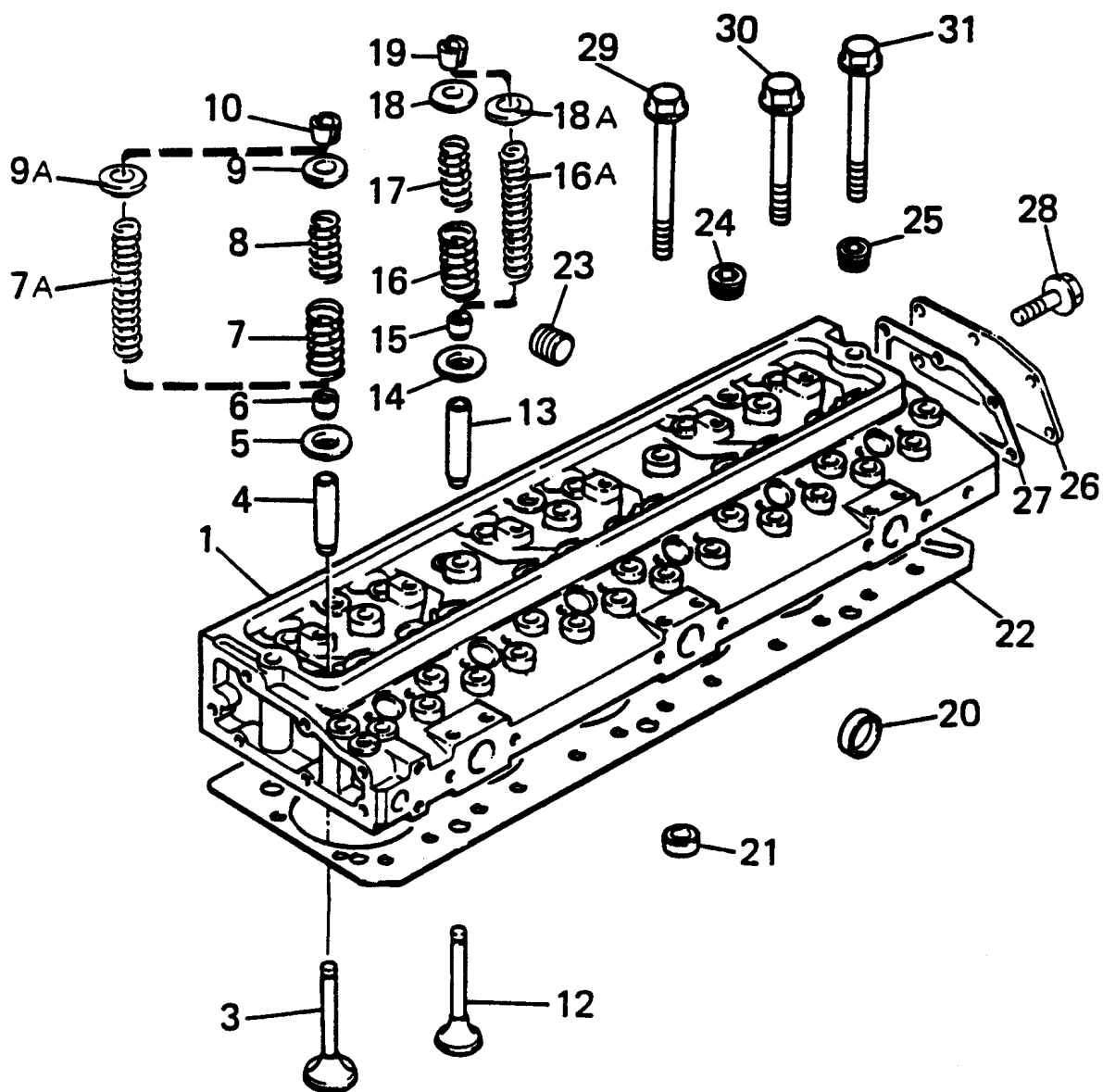


Reservdelar - Spare parts

30

157

3800	Utgåva Issue		Bild nr Picture No		Vevaxel,kolvar och vevstakar Perkins 1006.6		Crankshaft,pistons and connecting rods Perkins 1006.6	
	980615		15319					
Pos. Fig.	Antal/Quantity			Art nr Part No	Benämning	Description	Sats Kit	Anmärkning Notes
	9201 17. 023	9201 17. 026						
0020	1	1		923458.0298	Vevaxelsats	Crankshaft kit		SEE FIG. 1
0030		1		923458.0595	Vevaxelsats	Crankshaft kit		
0040	2	1	1		•Vevaxel	•Crankshaft		
0060	3	1	1	923458.0299	•Ramlagersats	•Base bearing kit		SEE FIG. 7
0080	4	1	1	922304.0003	•Vevlagersats	•Crank shaft bearing kit		
0100	5	2	2	923458.0106	•Bricka	•Washer		
0120	6	2	2	923458.0107	•Bricka	•Washer		SEE FIG. 7
0180	7	6	6	923458.0108	Vevstake	Conrod kit		
0200	8	6	6		•Vevstake	•Connecting rod		
0220	9	6	6		•Lagerhållare	•Bearing holder		KPL SEE FIG. 13 SEE FIG. 13
0240	10	6	6	922305.0001	•Bussning	•Bushing		
0260	11	12	12	923458.0109	•Bult	•Bolt		
0280	12	12	12	922049.0010	•Mutter	•Nut		KPL SEE FIG. 13 SEE FIG. 13
0300	13	6	6	923458.0110	Kolv	Piston		
0320	14	6	6		•Kolv	•Piston		
0340	15	6	6		•Pinne	•Pin		KPL SEE FIG. 13 SEE FIG. 13
0360	16	12	12	922856.0001	•Spärring	•Retaining ring		
0400	17	6	6	923458.0111	Kolvringsats	Piston ring kit		
0420	18	1	1	923458.0112	Kugghjul	Gear		KPL SEE FIG. 13 SEE FIG. 13
0440	19	1	1	922176.0007	Kil	Key		



Reservdelar - Spare parts

30

159

3850	Utgåva Issue		Bild nr Picture No		Cylindertopp Perkins 1006.6		Cylinder head Perkins 1006.6		
	980615		15320						
	Pos. Fig.	Antal/Quantity			Art nr Part No	Benämning	Description	Sats Kit	Anmärkning Notes
		9201 17. 023	9201 17. 026						
0020	1	1	1		923458.0300	Cylindertopp	Cylinder top		KPL
0040	2								NOT USED
0060	3	6	6		923458.0115	•Insugningsventil	•Induction valve		
0080	4	6	6		923107.0878	•Ventilstyrning	•Valve guide		
0100	5	6	6		922690.0005	•Bricka	•Washer		
0120	6	6	6		922324.0001	•Tätning	•Seal		
0140	7	6	6		923458.0117	•Fjäder	•Spring		
0150	7A	6	6		923458.0116	•Fjäder	•Spring		ENKELFJÄDERUTF. / SINGLE SPRING APPLI- CATION
0152									
0155									
0160	8	6	6		923458.0118	•Fjäder	•Spring		
0180	9	6	6		923458.0120	•Huv	•Cap		FOR FIG. 7 AND 8
0190	9A	6	6		923458.0119	•Huv	•Cap		FOR FIG. 7A
0200	10	12	12		922858.0001	•Ventillås	•Valve lock		BYTS PARVIS / SERVICED IN PAIRS
0205									NOT USED
0220	11								
0240	12	6	6		922349.0005	•Avgasventil	•Exhaust valve		
0260	13	6	6		923107.0879	•Ventilstyrning	•Valve guide		
0280	14	6	6		922690.0005	•Bricka	•Washer		
0300	15	6	6		922324.0001	•Tätning	•Seal		
0320	16	6	6		923458.0117	•Fjäder	•Spring		
0330	16A	6	6		923458.0116	•Fjäder	•Spring		ENKELFJÄDERUTF. / SINGLE SPRING APPLI- CATION
0332									
0335									
0340	17	6	6		923458.0118	•Fjäder	•Spring		
0360	18	6	6		923458.0120	•Huv	•Cap		FOR FIG. 16 AND 17
0370	18A	6	6		923458.0119	•Huv	•Cap		FOR FIG. 16A
0380	19	12	12		922858.0001	•Ventillås	•Valve lock		BYTS PARVIS / SERVICED IN PAIRS
0390									
0400	20	3	3		922288.0009	•Plugg	•Plug		
0420	21	6	6		923458.0301	•Plugg	•Plug		
0440	22	1	1		923458.0302	•Packning	•Gasket		
0460	23	1	1		923458.0303	•Plugg	•Plug		
0480	24	6	6		922288.0033	•Plugg	•Plug		
0500	25	1	1		922288.0016	•Plugg	•Plug		
0520	26	1	1		923458.0244	Platta	Plate		
0540	27	1	1		923458.0245	Tätning	Seal		
0560	28	6	6		923458.0212	Skruv	Screw		
0580	29	2	2		923458.0121	Skruv	Screw		
0600	30	12	12		922087.0013	Skruv	Screw		
0620	31	18	18		922087.0012	Skruv	Screw		

KPL
NOT USED

ENKELFJÄDERUTF. /
SINGLE SPRING APPLI-
CATION

FOR FIG. 7 AND 8
FOR FIG. 7A
BYTS PARVIS /
SERVICED IN PAIRS
NOT USED

ENKELFJÄDERUTF. /
SINGLE SPRING APPLI-
CATION

FOR FIG. 16 AND 17
FOR FIG. 16A
BYTS PARVIS /
SERVICED IN PAIRS



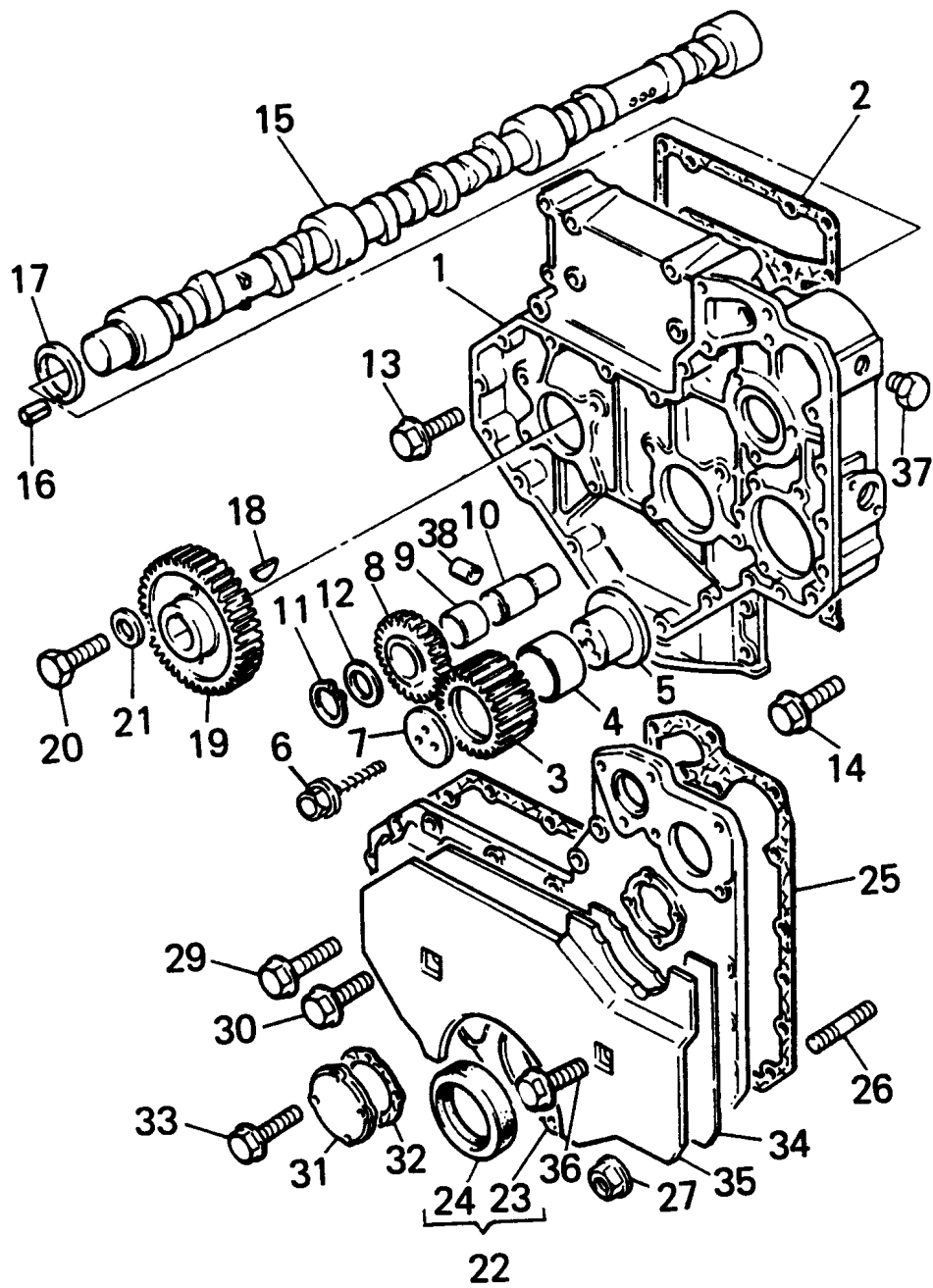
Reservdelar - Spare parts

30

161

3900

3900	Utgåva Issue		Bild nr Picture No		Ventillyftaraxel Perkins 1006.6		Rocker shaft Perkins 1006.6		
	980615		15321						
	Pos. Fig.	Antal/Quantity			Art nr Part No	Benämning	Description	Sats Kit	Anmärkning Notes
		9201 17. 023	9201 17. 026						
0020	1	1	1		923458.0304	Ventillyftararm	Rocker		KPL
0040	2	1	1		923458.0305	•Axel	•Shaft		KPL
0060	3	1	1			••Axel	••Shaft		SEE FIG. 2
0080	4	2	2		922288.0020	••Plugg	••Plug		
0100	5	2	2		922856.0002	•Spärring	•Retaining ring		
0120	6	2	2		922690.0007	•Bricka	•Washer		KPL
0140	7	4	4		922348.0003	•Fjäder	•Spring		
0160	8	2	2		922348.0004	•Fjäder	•Spring		
0180	9	6	6		923458.0124	•Fäste	•Bracket		
0200	10	6	6		923458.0125	•Arm	•Arm		KPL
0220	11	6	6		922852.0002	••Glidlager	••Slide bearing		
0240	12	6	6		923458.0126	•Arm	•Arm		KPL
0260	13	6	6		922852.0002	••Glidlager	••Slide bearing		
0280	14	1			922287.0002	•Rör	•Pipe		
0290			1		923458.0598	•Rör	•Pipe		
0300	15	1			923107.0162	•Skruv	•Screw		
0310			1		923458.0599	•Skruv	•Screw		
0320	16	1	1		922050.0001	•Kona	•Cone		
0340	17	12	12		922087.0015	•Skruv	•Screw		
0360	18	12	12		922049.0017	•Mutter	•Nut		
0380	19	2	2		923107.0880	•Mellanläggsring	•Shim ring		
0400	20	4			923458.0127	Pinnskruv	Stud		
0410			4		923458.0600	Pinnskruv	Stud		
0420	21	4	4		923458.0128	Mutter	Nut		
0440	22	4	4		923458.0129	Bricka	Washer		
0460	23	2	2		923458.0130	Skruv	Screw		
0480	24	12	12		922644.0001	Stång	Bar		
0500	25	12	12		922862.0001	Ventillyftare	Tappet		



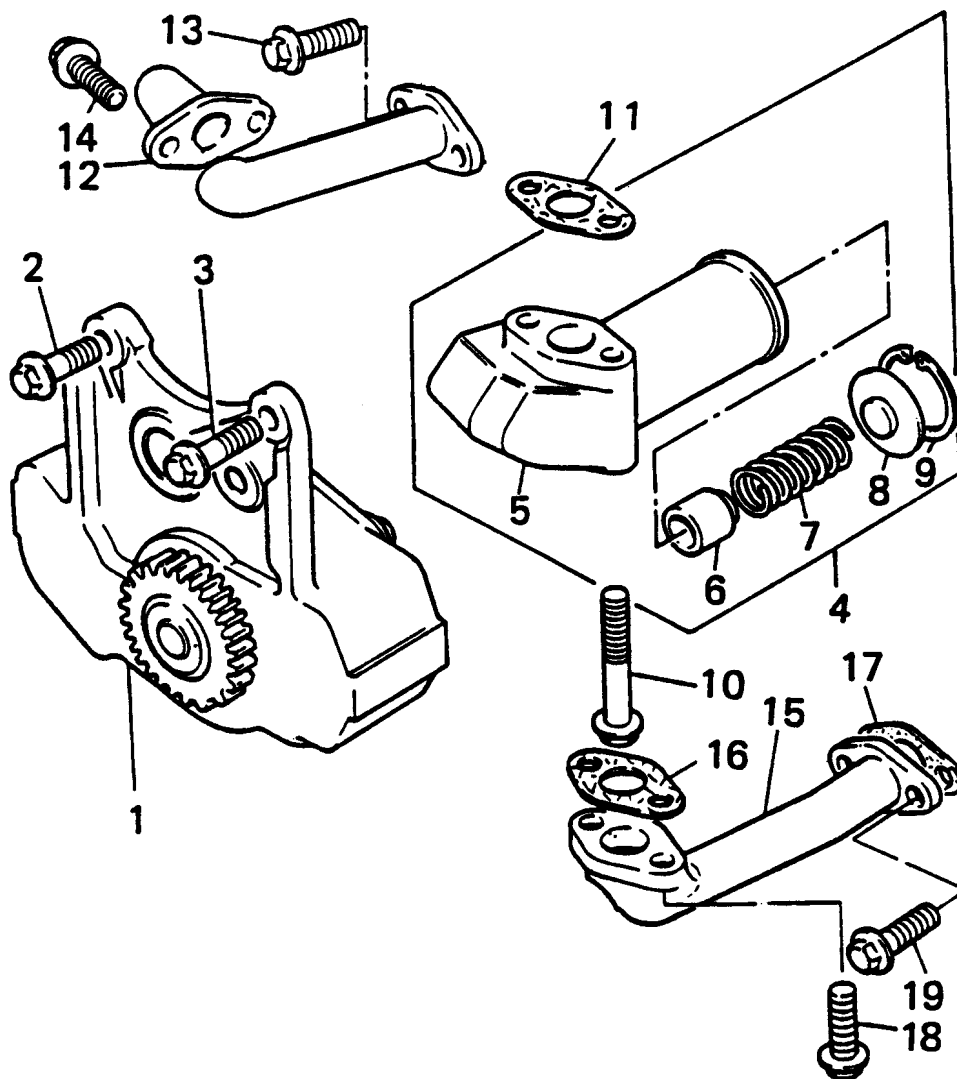
Reservdelar - Spare parts

30

163

3950

3950	Utgåva Issue		Bild nr Picture No		Kamaxel och transmissionskåpa Perkins 1006.6		Camshaft and timing gear casing Perkins 1006.6		
	980615	16611							
	Pos. Fig.	Antal/Quantity			Art nr Part No	Benämning	Description	Sats Kit	Anmärkning Notes
		9201 17. 023	9201 17. 026						
0020	1	1			425817.8005	Hus	Housing		SATS/KIT
0030			1		923458.0601	Hus	Housing		
0040	2	1	1		923458.0132	Tätning	Seal		
0060	3	1	1		923458.0139	Kuggghjul	Gear		KPL
0080	4	1	1		922064.0003	•Bussning	•Bushing		
0100	5	1	1		922689.0001	Nav	Hub		
0120	6	3	3		923458.0140	Skruv	Screw		
0140	7	1	1		922098.0012	Täckplatta	Cover plate		
0160	8	1	1		923458.0306	Kuggghjul	Gear		KPL
0180	9	1	1		923458.0156	•Bussning	•Bushing		
0200	10	1	1		923458.0307	Axel	Shaft		
0220	11	1	1		922856.0008	Spärring	Retaining ring		
0240	12	1	1		923458.0157	Bricka	Washer		
0260	13	8	8		923458.0099	Skruv	Screw		
0280	14	4	4		923458.0144	Skruv	Screw		
0300	15	1	1		923458.0308	Kamaxel	Cam shaft		
0320	16	1	1		923107.0163	Pinne	Pin		
0340	17	1	1		923458.0135	Bricka	Washer		
0360	18	1	1		922176.0007	Kil	Key		
0380	19	1	1		923458.0136	Kuggghjul	Gear		
0400	20	1	1		923458.0137	Skruv	Screw		
0420	21	1	1		923458.0138	Bricka	Washer		
0440	22	1	1		923458.0141	Kåpa	Cover		KPL
0460	23	1	1			•Kåpa	•Cover		SEE FIG. 22
0480	24	1	1		922062.0001	•Tätningsring	•Seal ring		
0500	25	1	1		923736.0270	Tätning	Seal		
0520	26	2	2		923458.0145	Pinnskruv	Stud		
0540	27	2	2		923458.0146	Mutter	Nut		
0560	28								NOT USED
0580	29	8	8		923458.0144	Skruv	Screw		
0600	30	6	6		923458.0143	Skruv	Screw		
0620	31	1	1		923458.0147	Kåpa	Cover		
0640	32	1	1		923458.0148	Tätning	Seal		
0660	33	4	4		923458.0149	Skruv	Screw		
0680	34	1	1		923458.0150	Skyddsplåt	Protection plate		
0700	35	1	1		923458.0151	Dämpare	Pad		
0720	36	2	2		923458.0152	Skruv	Screw		
0740	37	1	1		923458.0153	Plugg	Plug		
0760	38		1		923458.0602	Pinne	Pin		

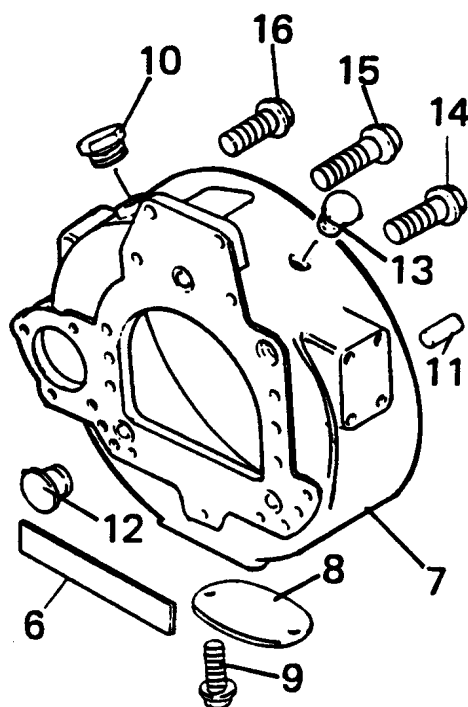
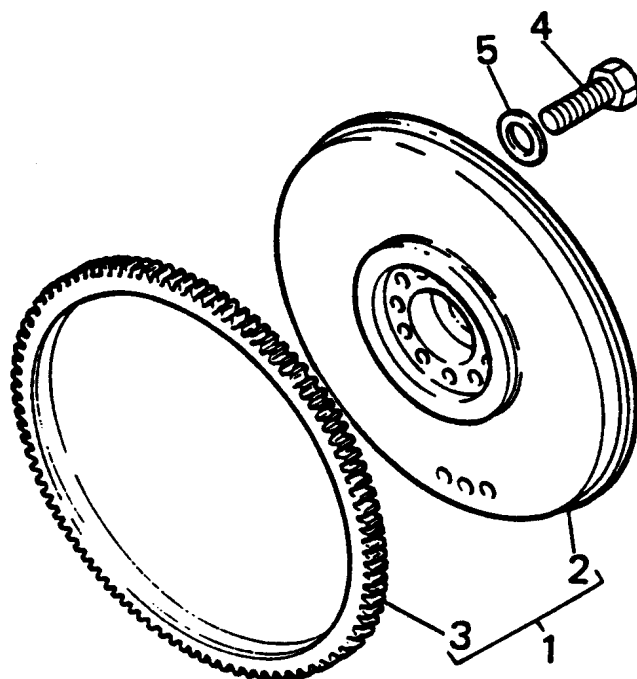


Reservdelar - Spare parts

30

165

4000	Utgåva Issue		Bild nr Picture No		Oljepump och tryck- begränsningsventil Perkins 1006.6		Lubricating oil pump and relief valve Perkins 1006.6	
	980615		15323					
Pos. Fig.	Antal/Quantity			Art nr Part No	Benämning	Description	Sats Kit	Anmärkning Notes
	9201 17. 023	9201 17. 026						
0020	1	1	1	923458.0309	Oljepump	Oil pump		KPL SEE FIG. 4
0040	2	2	2	923458.0144	Skruv	Screw		
0060	3	1	1	923458.0212	Skruv	Screw		
0080	4	1	1	923458.0310	Tryckbegränsningsventil	Pressure limit valve		
0100	5	1	1		•Ventilhus	•Valve housing		
0120	6	1	1	922868.0001	•Plunge	•Plunger		
0140	7	1	1	922043.0006	•Fjäder	•Spring		
0160	8	1	1	922690.0013	•Bricka	•Washer		
0180	9	1	1	923458.0161	•Spärring	•Retaining ring		
0200	10	2	2	923458.0258	Skruv	Screw		
0220	11	1	1	922041.0016	Tätning	Seal		
0240	12	1	1	923458.0311	Rör	Pipe		
0260	13	2	2	923458.0249	Skruv	Screw		
0280	14	2	2	923458.0144	Skruv	Screw		
0300	15	1	1	923458.0312	Rör	Pipe		
0320	16	1	1	922041.0017	Tätning	Seal		
0340	17	1	1	922041.0018	Tätning	Seal		
0360	18	2	2	923458.0313	Skruv	Screw		
0380	19	2	2	923458.0314	Skruv	Screw		



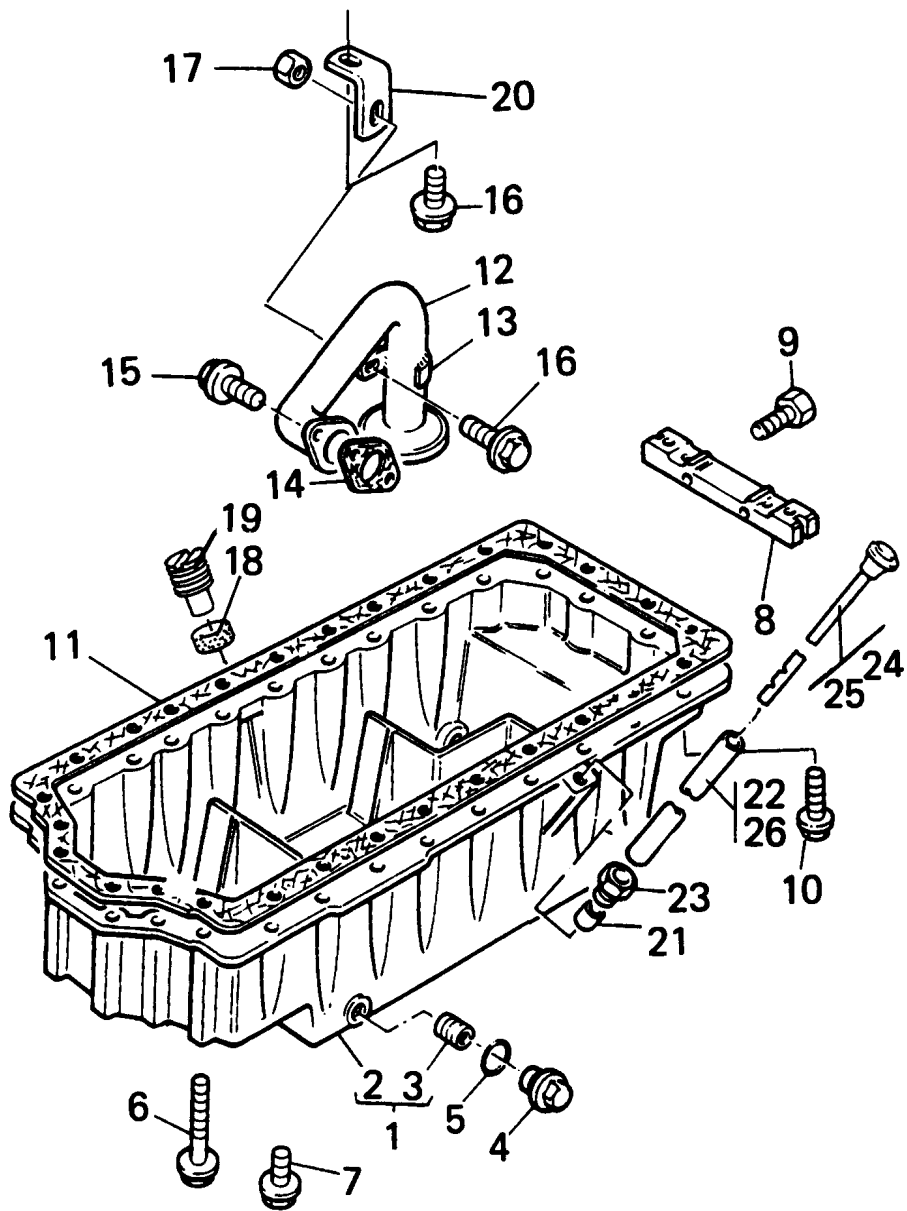
Reservdelar - Spare parts

30

167

4050

4050	Utgåva Issue	Bild nr Picture No		Svänghjul,kuggkrans och svänghjulskåpa Perkins 1006.6		Flywheel,starter ring and flywheel housing Perkins 1006.6			
	980615	15324							
	Pos. Fig.	Antal/Quantity			Art nr Part No	Benämning	Description	Sats Kit	Anmärkning Notes
	9201 17. 023	9201 17. 026							
0020	1	1	1		923458.0330	Svänghjul	Flywheel		KPL SEE FIG. 1
0040	2	1	1			•Svänghjul	•Flywheel		
0060	3	1	1		922393.0001	•Kuggkrans	•Gear rim		
0080	4	6	6		922087.0025	Skruv	Screw		
0100	5	6			922690.0017	Bricka	Washer		
0110			6		923458.0612	Bricka	Washer		
0120	6	1	1		923107.0188	Kåpa	Cover		
0140	7	1			923458.0188	Svänghjulskåpa	Flywheel casing		
0150			1		923458.0610	Svänghjulskåpa	Flywheel casing		
0160	8	1	1		923458.0189	Täckplatta	Cover plate		
0180	9	2	2		923458.0190	Skruv	Screw		
0200	10	1	1		923458.0153	Plugg	Plug		
0220	11	2	2		922859.0005	Pinne	Pin		
0240	12	1			923107.0881	Plugg	Plug		
0250			1		923458.0611	Plugg	Plug		
0260	13	1	1		923458.0191	Plugg	Plug		
0280	14	6	6		923458.0192	Skruv	Screw		
0300	15	2	2		923458.0137	Skruv	Screw		
0320	16	3	3		923458.0193	Skruv	Screw		



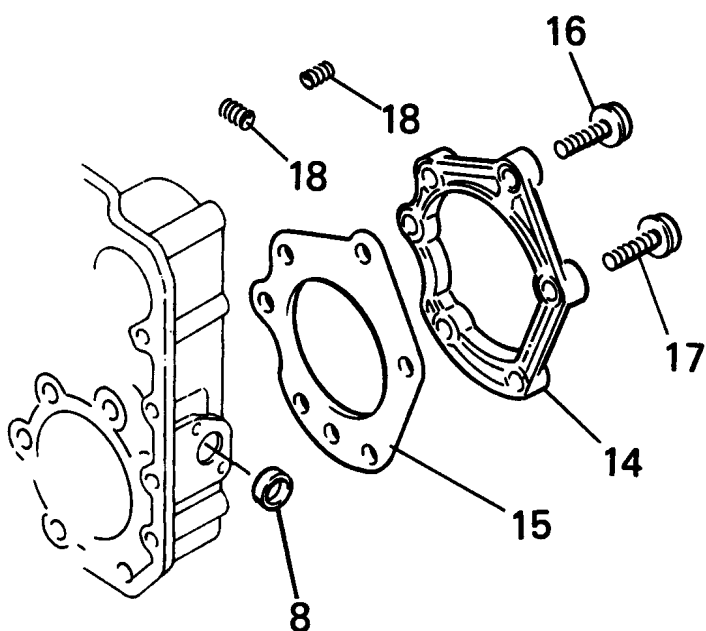
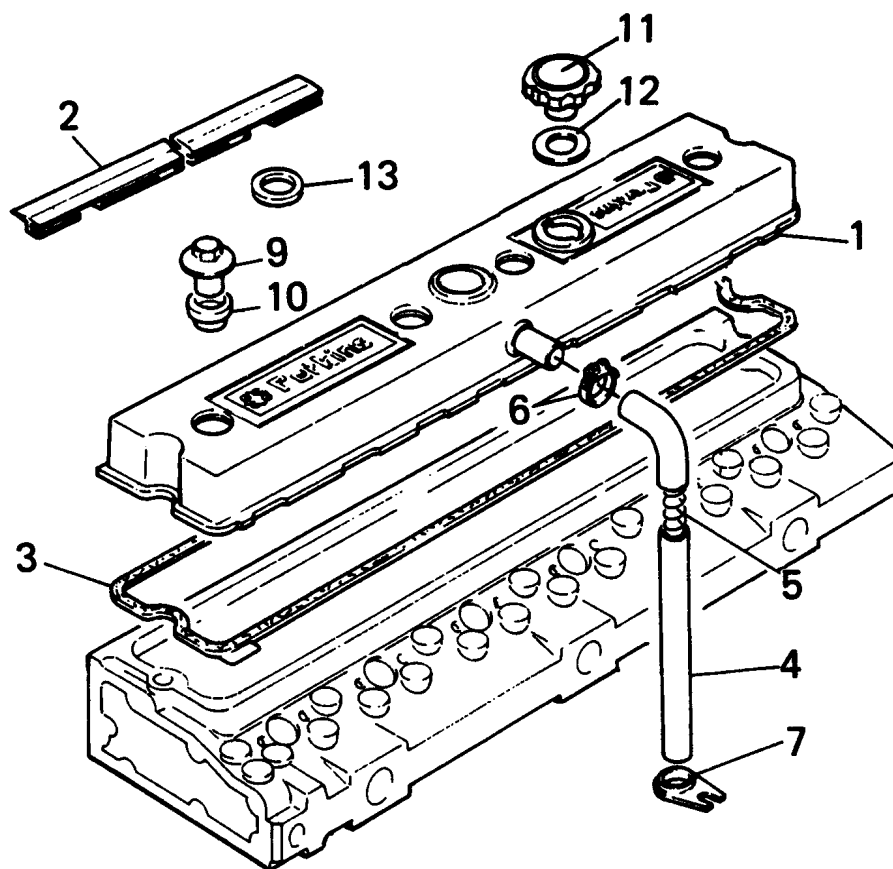
Reservdelar - Spare parts

30

169

4100

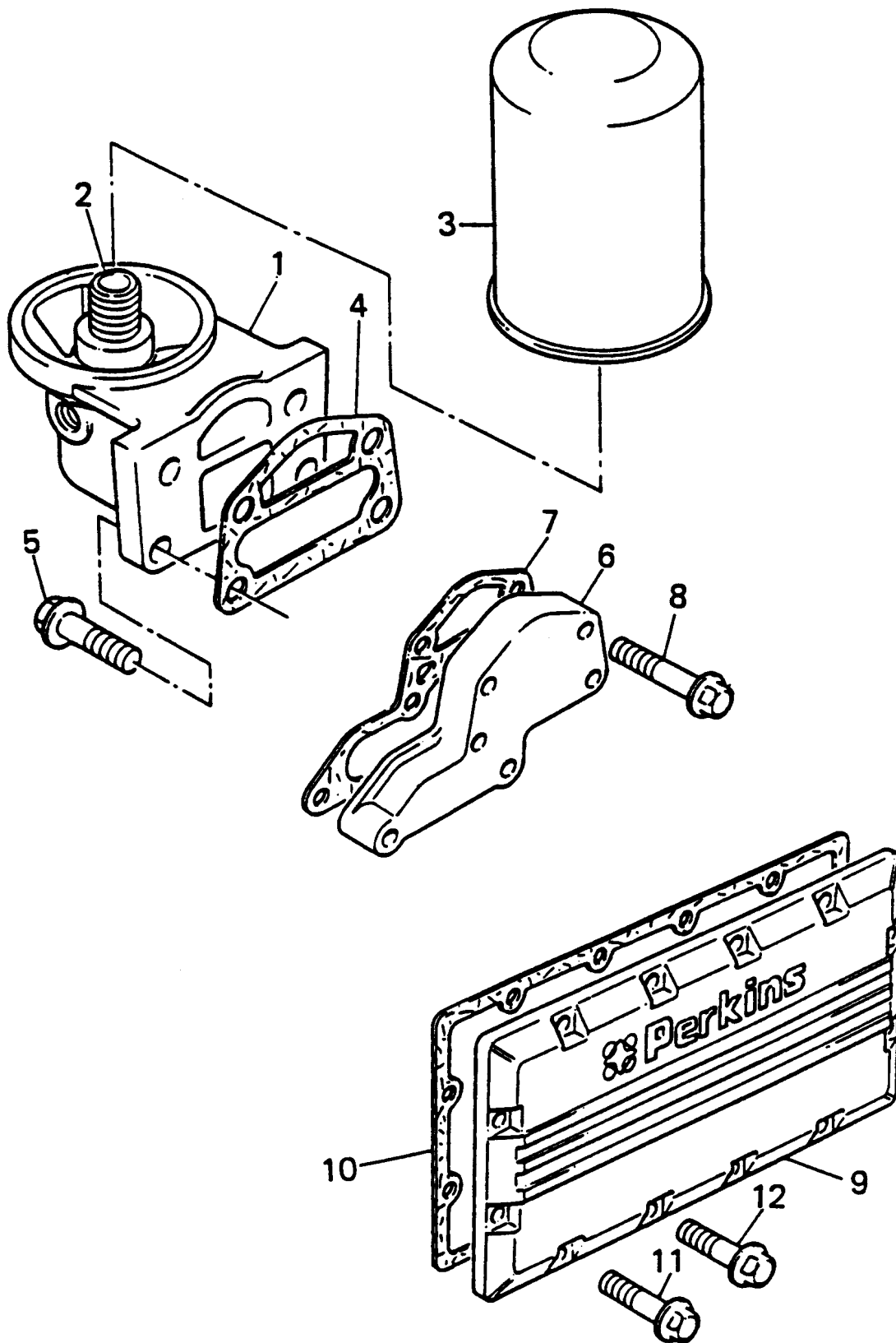
4100	Utgåva Issue		Bild nr Picture No		Oljesump Perkins 1006.6		Oil sump Perkins 1006.6		
	980615		15361						
	Pos. Fig.	Antal/Quantity			Art nr Part No	Benämning	Description	Sats Kit	Anmärkning Notes
		9201 17. 023	9201 17. 026						
0020	1	1	1		923458.0333	Oljesump	Oilsump		KPL SEE FIG. 1
0040	2	1	1			•Oljesump	•Oilsump		
0060	3	2	2		922814.0002	•Insats	•Insert		KPL SEE FIG. 12
0080	4	2	2		923107.0884	Plugg	Plug		
0100	5	2	2		923458.0209	O-ring	O-ring		
0120	6	6	6		923458.0334	Skruv	Screw		
0140	7	20	20		923458.0099	Skruv	Screw		
0160	8	1	1		923458.0210	Fäste	Bracket		
0180	9	2	2		923458.0211	Skruv	Screw		
0200	10	2	2		923458.0271	Skruv	Screw		
0240	11	1	1		923458.0336	Tätning	Seal		
0260	12	1	1		923458.0337	Rör	Pipe		
0270	13	1	1			•Klamma	•Clamp		
0280	14	1	1		923458.0338	Tätning	Seal		
0300	15	2	2		923458.0144	Skruv	Screw		
0320	16	2	2		923458.0212	Skruv	Screw		
0340	17	1	1		923458.0146	Mutter	Nut		
0360	18	1	1		923458.0339	Kona	Cone		
0380	19	1	1		923458.0340	Plugg	Plug		
0400	20	1	1		923458.0409	Fäste	Bracket		
0420	21	1	1		923458.0339	Kona	Cone		
0440	22	1	1		923458.0420	Rör	Pipe	KPL, FOR FIG. 24	
0460	23	1	1		923458.0421	•Mutter	•Nut		
0480	24	1	1		923458.0422	Nivåsticka	Dipstick	KORT/SHORT	
0500	25	1	1		923458.0447	Nivåsticka	Dipstick	LÅNG/LONG	
0520	26	1	1		923458.0448	Rör	Pipe	KPL, FOR FIG. 25	



Reservdelar - Spare parts
30
171

4150

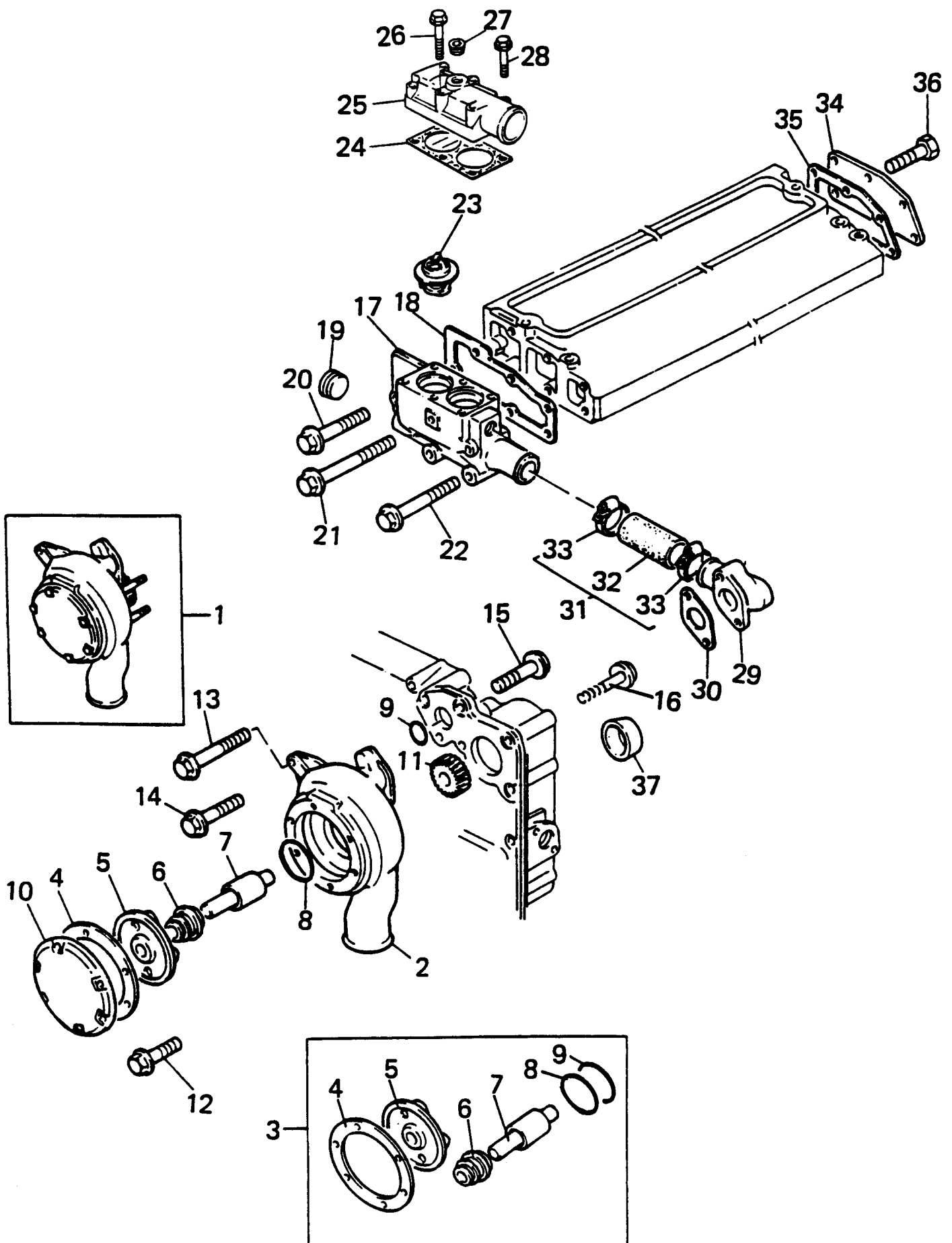
Utgåva Issue		Bild nr Picture No		Luftning Perkins 1006.6		Breater Perkins 1006.6		
980615		16612						
Pos. Fig.	Antal/Quantity			Art nr Part No	Benämning	Description	Sats Kit	Anmärkning Notes
	9201 17. 023	9201 17. 026						
1	1	1		923458.0344	Kåpa	Cover		ERS AV 923726.0113 ERS 923458.0411
2	1	1		923458.0345	Tätning	Seal		
3	1	1		923458.0346	Packning	Gasket		
4	1	1		923458.0347	Rör	Pipe		
5	1	1		922870.0001	Fjäder	Spring		
6	1	1		922872.0001	Slangklamma	Hose clamp		
7	1	1		922873.0001	Hållare	Holder		
8	1	1		923458.0410	Plugg	Plug		
9	4	4		923458.0223	Mutter	Nut		
10	4	4		922690.0029	Bricka	Washer		
11	1	1		923458.0411	Lock	Cover		
	1	1		923726.0113	Lock	Cover		
12	1	1		923458.0412	Packning	Gasket		
13		4		923458.0614	Justermellanlägg	Shim		
14		1		923458.0752	Platta	Plate		
15		1		923458.0753	Tätning	Seal		
16		5		923458.0133	Skruv	Screw		
17		1		923458.0192	Skruv	Screw		
18		2		92288.0016	Plugg	Plug		



Reservdelar - Spare parts
30
173

4200

4200	Utgåva Issue		Bild nr Picture No		Oljefilter och filterhus Perkins 1006.6		Lubricating oil filter and head Perkins 1006.6				
	980615		15327								
	Pos. Fig.	Antal/Quantity			Art nr Part No	Benämning	Description	Sats Kit	Anmärkning Notes		
	9201 17. 023	9201 17. 026									
0020	1	1	1		923458.0348	Filterhus	Filter housing		KPL		
0040	2	1	1		923458.0349	Adapter	Adapter				
0060	3	1	1		921350.0004	Oljefilter	Oil filter				
0080	4	1	1		923458.0225	Tätning	Seal				
0100	5	4	4		923458.0192	Skruv	Screw				
0120	6	1	1		923458.0352	Platta	Plate				
0140	7	1	1		923458.0353	Tätning	Seal				
0160	8	4	4		923458.0354	Skruv	Screw				
0180	9	1	1		923458.0350	Kåpa	Cover				
0200	10	1	1		923458.0351	Tätning	Seal				
0220	11	2	2		923458.0271	Skruv	Screw				
0240	12	9	9		923458.0099	Skruv	Screw				



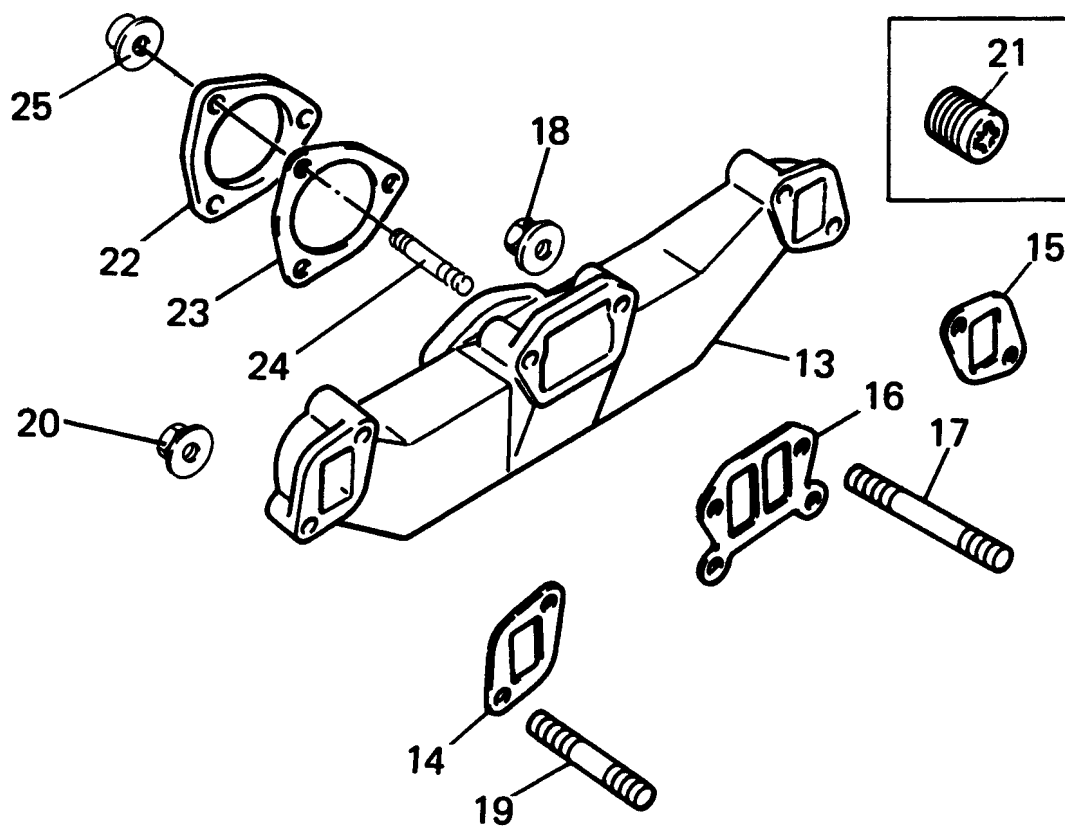
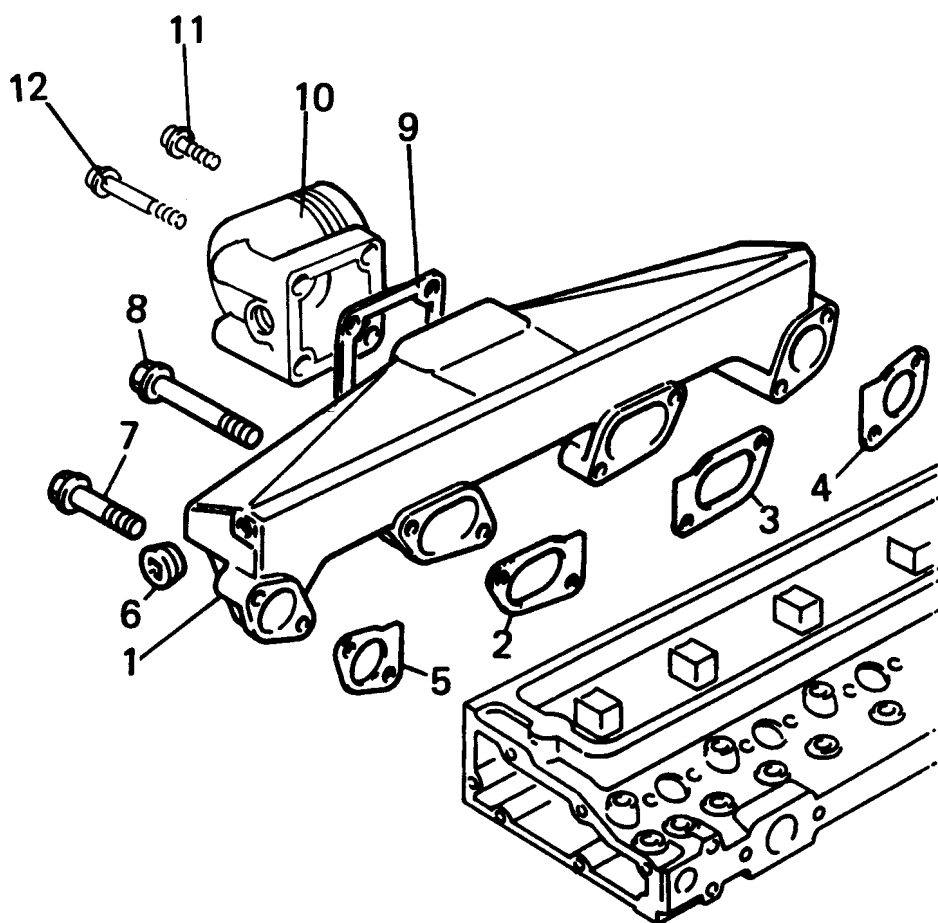
Reservdelar - Spare parts

30

175

4250

4250	Utgåva Issue		Bild nr Picture No		Vattenpump och termostat Perkins 1006.6		Water pump and thermostat Perkins 1006.6		
	980615		15328						
	Pos. Fig.	Antal/Quantity			Art nr Part No	Benämning	Description	Sats Kit	Anmärkning Notes
		9201 17. 023	9201 17. 026						
0020	1	1	1		923458.0357	Vattenpump	Water pump		KPL
0040	2	1	1			•Hus	•Housing		SEE FIG. 1
0080	3	1	1		923458.0359	•Rep.sats	•Repair kit		
0110	4	1	1		923458.0616	•Tätning	•Seal		
0120	5	1	1			•Pumphjul	•Impeller		SEE FIG. 3
0140	6	1	1		923458.0236	•Tätning	•Seal		
0160	7	1	1			•Axel	•Shaft		SEE FIG. 3
0180	8	1	1		923458.0234	•Tätning	•Seal		
0200	9	1	1		923458.0241	•O-ring	•O-ring		
0220	10	1	1		923458.0237	•Lock	•Cover		
0240	11	1	1		923458.0358	•Kugghjul	•Gear		
0260	12	6	6		923458.0239	•Skruv	•Screw		
0280	13	1	1		923458.0186	Skruv	Screw		
0300	14	1	1		923458.0242	Skruv	Screw		
0320	15	1	1		923458.0186	Skruv	Screw		
0340	16	3	3		923458.0254	Skruv	Screw		
0360	17	1	1		923458.0360	Hus	Housing		
0380	18	1	1		923458.0247	Tätning	Seal		
0400	19	2	2		922288.0016	Plugg	Plug		
0420	20	1	1		923458.0249	Skruv	Screw		
0440	21	2	2		923458.0361	Skruv	Screw		
0460	22	2	2		923458.0362	Skruv	Screw		
0480	23	2	2		921106.0003	Termostat	Thermostat		
0500	24	1	1		923458.0256	Tätning	Seal		
0520	25	1	1		923458.0255	Termostathus	Thermostat housing		
0540	26	4	4		923458.0258	Skruv	Screw		
0560	27	1	1		922288.0026	Plugg	Plug		
0580	28	2	2		923458.0249	Skruv	Screw		
0600	29	1	1		923458.0250	Anslutningsrör	Connection pipe		
0620	30	1	1		923458.0251	Tätning	Seal		
0640	31	1	1		923458.0252	Slang	Hose		KPL
0660	32	1	1			•Slang	•Hose		SEE FIG. 31
0680	33	2			923458.0253	•Slangklamma	•Hose clamp		
0690			2		923458.0617	•Slangklamma	•Hose clamp		
0700	34	1	1		923458.0244	Platta	Plate		
0720	35	1	1		923458.0245	Tätning	Seal		
0740	36	3	3		923458.0212	Skruv	Screw		
0770	37	1	1		923458.0093	Plugg	Plug		

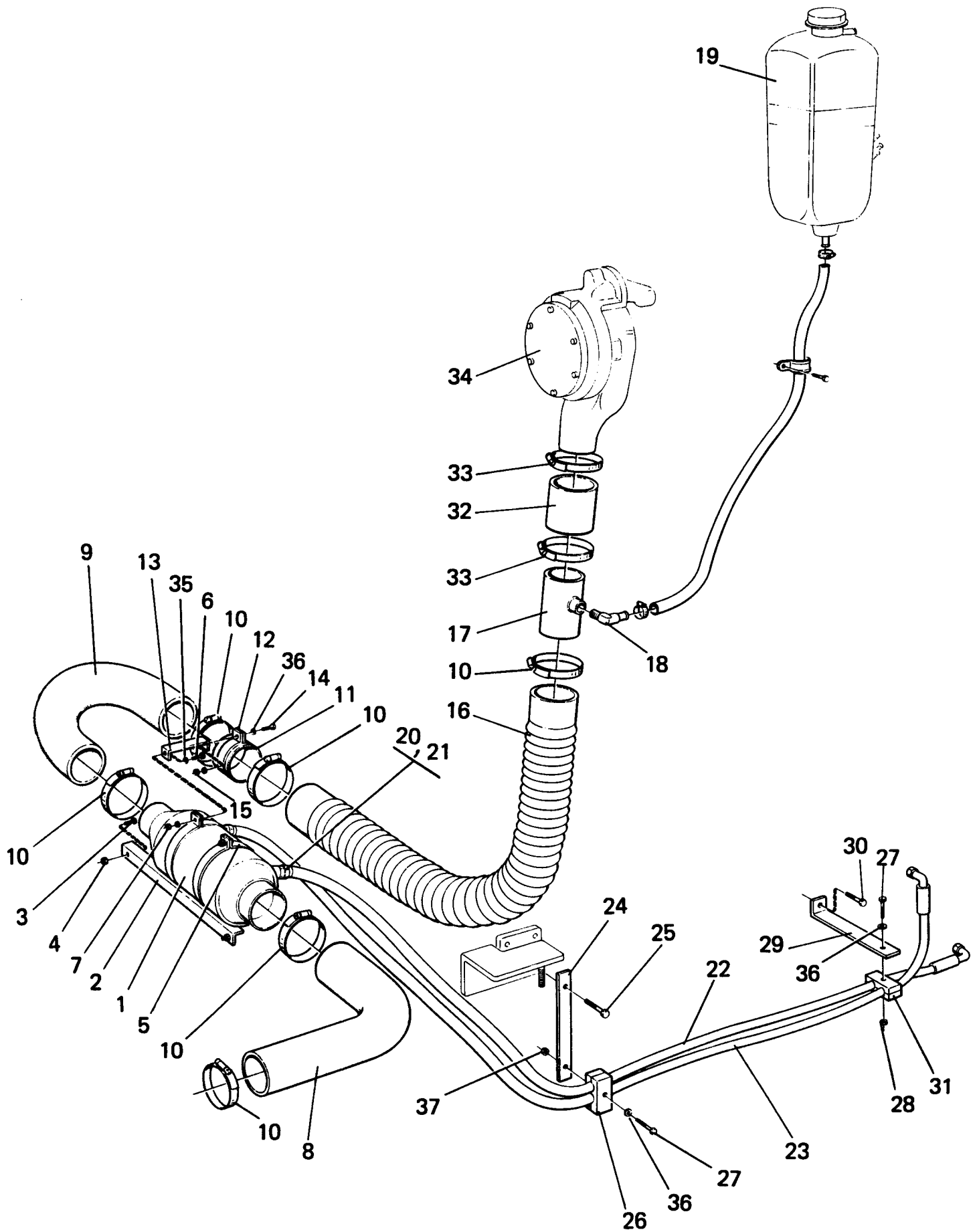


Reservdelar - Spare parts

30

177

4400	Utgåva Issue		Bild nr Picture No		Insugningsrör och avgasrör Perkins 1006.6		Induction manifold and exhaust manifold Perkins 1006.6	
	980615		15331					
Pos. Fig.	Antal/Quantity			Art nr Part No	Benämning	Description	Sats Kit	Anmärkning Notes
	9201 17. 023	9201 17. 026						
0020	1	1		923458.0365	Insugningsrör	Induction pipe		
0040	2	1		921982.0020	Tätning	Seal		
0060	3	1		921982.0020	Tätning	Seal		
0080	4	1		921982.0021	Tätning	Seal		
0100	5	1		921982.0021	Tätning	Seal		
0120	6	1		923458.0366	Plugg	Plug		
0140	7	6	6	923458.0367	Skruv	Screw		
0160	8	2	2	923458.0368	Skruv	Screw		
0180	9	1	1	923458.0369	Tätning	Seal		
0200	10	1	1	923458.0407	Anslutningsrör	Connection pipe		
0220	11	2	2	923458.0272	Skruv	Screw		
0230	12	2	2	923458.0408	Skruv	Screw		
0240	13	1	1	923458.0371	Avgasrör	Exhaust pipe		
0260	14	1	1	921982.0018	Tätning	Seal		
0280	15	1	1	921982.0018	Tätning	Seal		
0300	16	1	1	923107.0903	Tätning	Seal		
0320	17	4	1	923458.0372	Pinnskruv	Stud		
0340	18	4	4	923458.0269	Mutter	Nut		
0360	19	2	2	923458.0373	Pinnskruv	Stud		
0380	20	2	2	923458.0269	Mutter	Nut		
0400	21	2	2	923458.0303	Plugg	Plug		
0420	22	1	1	922158.0003	Fläns	Flange		
0440	23	1	1	923458.0270	Tätning	Seal		
0460	24	3	3	923458.0196	Pinnskruv	Stud		
0480	25	3	3	923458.0269	Mutter	Nut		

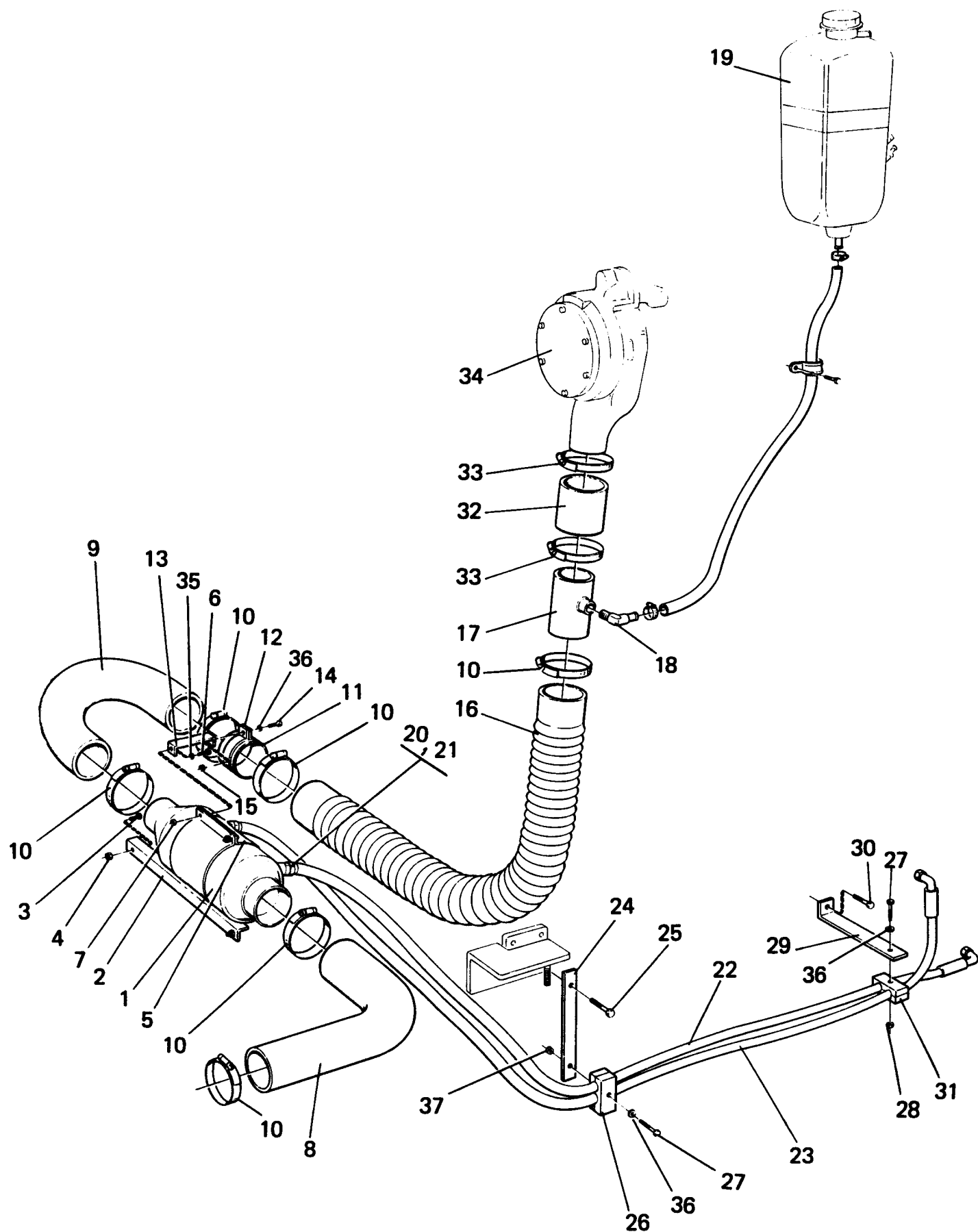


Reservdelar - Spare parts

30

179

4420	Utgåva Issue		Bild nr Picture No		Oljekylare för växellåda Perkins 1006.6 Tom 1993-03-07		Oil cooler for gear box Perkins 1006.6 Up to 1993-03-07		
	Pos. Fig.	Antal/Quantity			Art nr Part No	Benämning	Description	Sats Kit	Anmärkning Notes
		9201 17. 023	9201 17. 026						
0020	1	1	1		920593.0001	Oljekylare	Oil cooler		L=520
0040	2	1	1		255731.0100	Fäste	Bracket		
0060	3	2	2		922357.0027	Skruv	Screw		
0080	4	2	2		5957	Låsmutter	Lock nut		
0100	5	2	2		R43546.001	Klamma	Clamp		
0125	6	4	4		922357.0029	Skruv	Screw		
0130	7	4	4		922030.0003	Mutter	Nut		
0140	8	1	1		920897.0001	Gummikrök	Rubber bend		
0160	9	1	1		923187.0001	Gummislang	Rubber hose		
0180	10	6	6		3251	Slangklamma	Hose clamp		
0200	11	1	1		455798.0100	Rör	Pipe		
0220	12	1	1		920039.002	Klamma,kylvattenrör	Clamp,cooling pipe		
0260	13	1	1		356983.0100	Fäste	Bracket		
0280	14	1	1		922357.0017	Skruv	Screw		
0300	15	1	1		922030.0002	Mutter	Nut		
0320	16	1	1		921970.0008	Slang	Hose		
0340	17	1	1		A02434.0100	Kylvattenrör	Cooling pipe		
0360	18	1	1		5943	Slangnippel	Hose nipple		
0380	19					Expansionstank	Expansion tank	SEE GR 30, PAGE 139	
0400	20	2	2		R44283.001	Adapter	Adapter		
0420	21	2	2		5937	Tredoring	Tredoring		
0440	22	1	1		309171.5200	Hydraulslang	Hydraulic hose	L=1400	
0460	23	1	1		309171.0700	Hydraulslang	Hydraulic hose	L=1700	
0480	24	1	1		456010.0100	Hållare	Holder		
0500	25	1	1		922357.0020	Skruv	Screw		
0520	26	2	2		352670.0600	Klamma	Clamp		
0540	27	2	2		922357.0020	Skruv	Screw		
0550	28	1	1		922030.0002	Mutter	Nut		
0560	29	1	1		A05235.0100	Fäste	Bracket		
0580	30	1	1		920042.027	Skruv	Screw		
0600	31	2	2		352670.0600	Klamma	Clamp		
0620	32	1	1		A03971.0100	Slang	Hose		
0640	33	2	2		3251	Slangklamma	Hose clamp		
0660	34					Vattenpump	Water pump	SEE GR 30, PAGE 175	
0680	35	3	3		98150	Bricka	Washer		
0700	36	3	3		920098.025	Bricka	Washer		
0720	37	1	1		920076.003	Låsmutter	Lock nut		



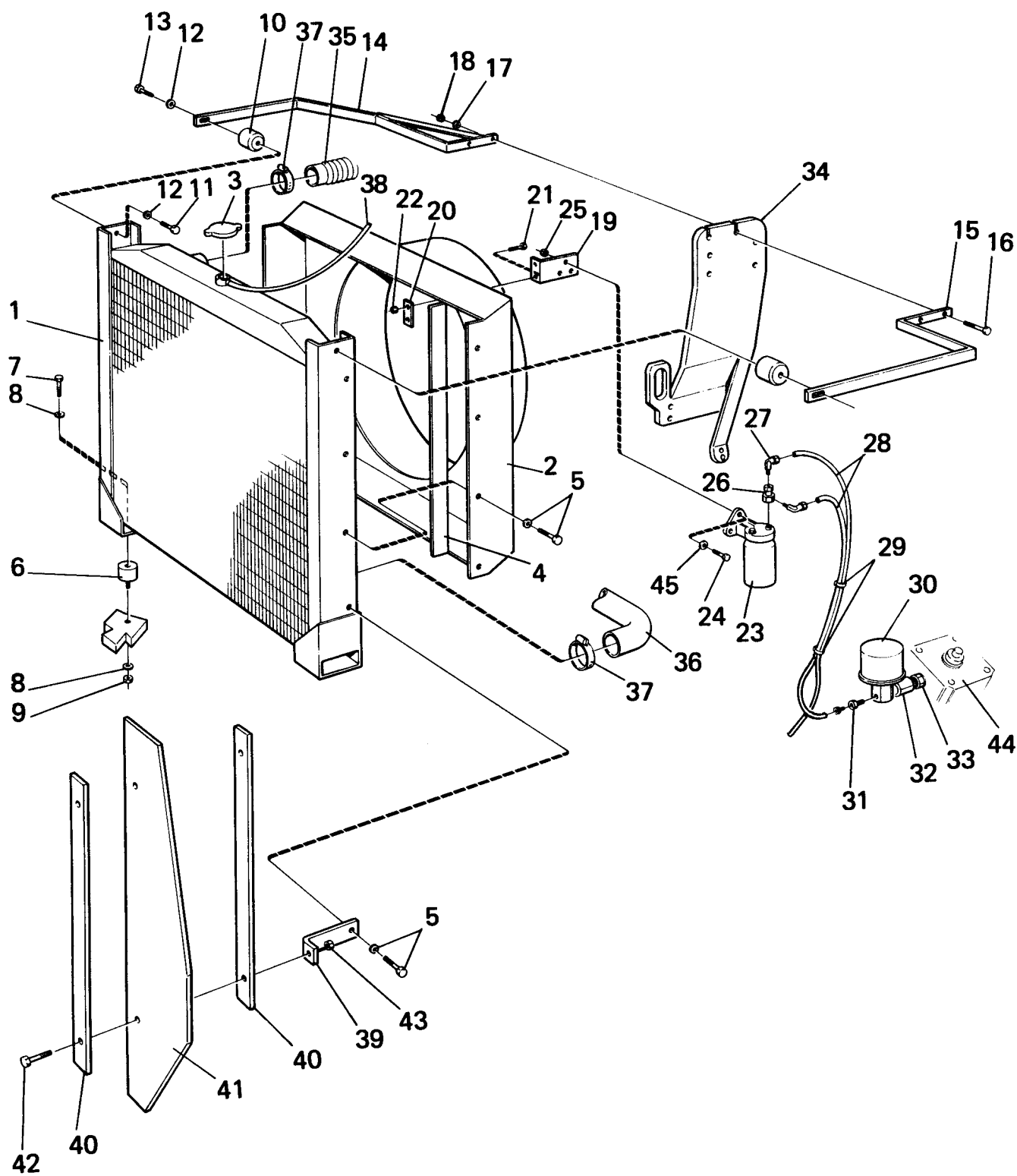
16965

Reservdelar - Spare parts

30

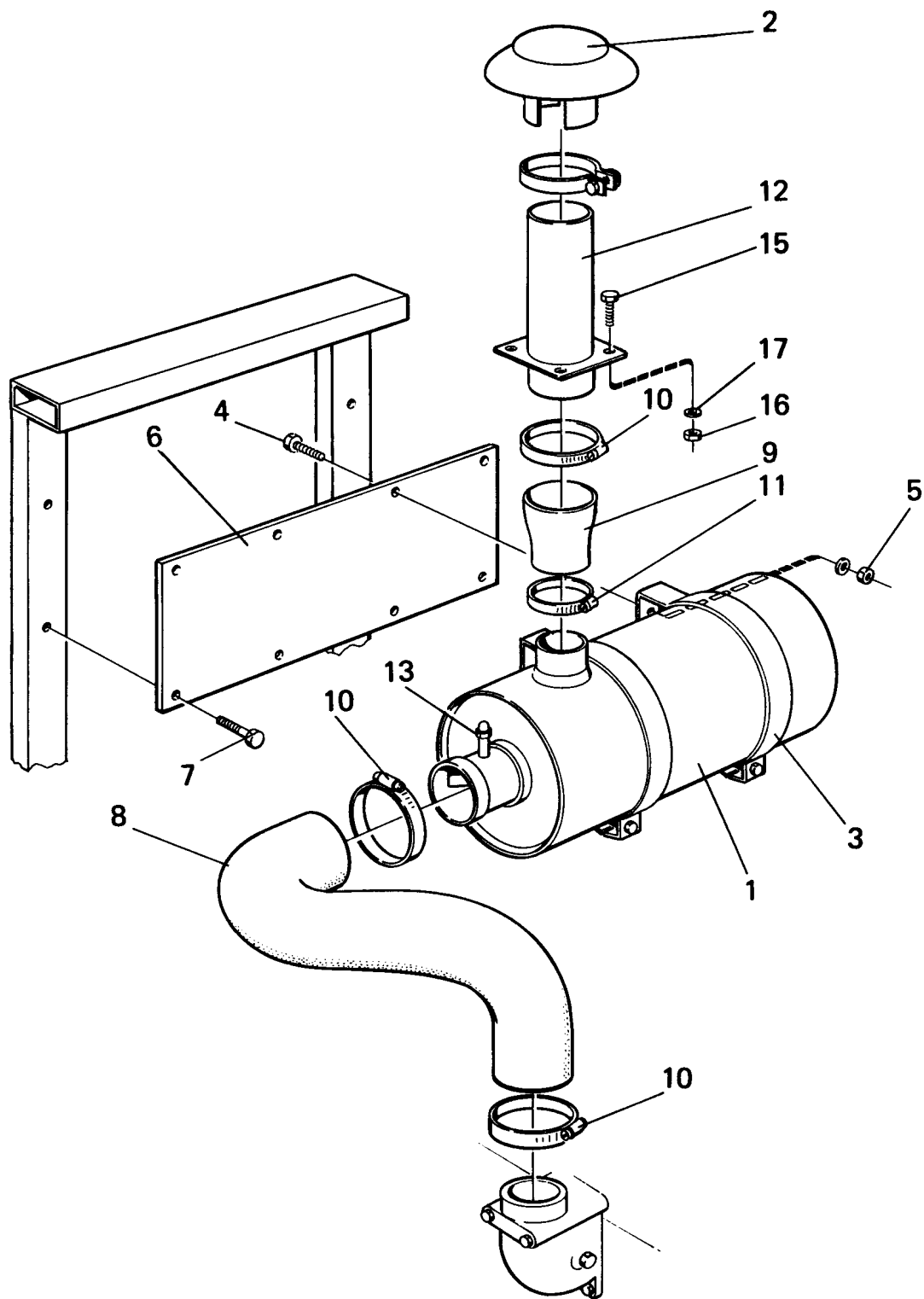
181

4430	Utgåva Issue		Bild nr Picture No		Oljekylare för växellåda Perkins 1006.6 From 1993-03-08		Oil cooler for gear box Perkins 1006.6 From 1993-03-08	
	980615		16965					
Pos. Fig.	Antal/Quantity			Art nr Part No	Benämning	Description	Sats Kit	Anmärkning Notes
		9201 17. 026						
0020	1	1		920206.018	Oljekylare	Oil cooler		
0040	2	1		A11998.0100	Fäste	Bracket		
0060	3	2		920042.003	Skruv	Screw		
0080	4	2		5957	Låsmutter	Lock nut		
0100	5	2		A10294.0100	Klamma	Clamp		
0125	6	4		920099.065	Skruv	Screw		
0130	7	4		3052	Mutter	Nut		
0140	8	1		920897.0001	Kylarslang	Hose		
0160	9	1		923187.0001	Gummislang	Rubber hose		
0180	10	6		3251	Slangklamma	Hose clamp		
0200	11	1		455798.0100	Rör	Pipe		
0220	12	1		920039.002	Klamma,kylvattenrör	Clamp,cooling pipe		
0260	13	1		356983.0100	Fäste	Bracket		
0280	14	1		920099.065	Skruv	Screw		
0300	15	1		3052	Mutter	Nut		
0320	16	1		921970.0008	Slang	Hose		L=520
0340	17	1		A02434.0100	Kylvattenrör	Cooling pipe		
0360	18	1		5943	Slangnippel	Hose nipple		
0380	19				Expansionstank	Expansion tank		SEE GR 30, PAGE 139
0400	20	2		3467	Adapter	Adapter		
0420	21	2		5938	Tredoring	Tredoring		
0440	22	1		309171.5200	Hydraulslang	Hydraulic hose		L1400,FOR CLARK 18302
0450		1		309171.0700	Hydraulslang	Hydraulic hose		L1700,FOR CLARK 28334
0460	23	1		309171.0700	Hydraulslang	Hydraulic hose		L1700,FOR CLARK 18302
0470		1		306899.4600	Hydraulslang	Hydraulic hose		L1500,FOR CLARK 28334
0480	24	1		456010.0100	Hållare	Holder		
0500	25	1		922357.0020	Skruv	Screw		
0520	26	2		352670.0600	Klamma	Clamp		
0540	27	2		922357.0020	Skruv	Screw		
0550	28	1		922030.0002	Mutter	Nut		
0560	29	1		A05235.0100	Fäste	Bracket		
0580	30	1		920042.027	Skruv	Screw		
0600	31	2		352670.0600	Klamma	Clamp		
0620	32	1		A03971.0100	Slang	Hose		
0640	33	2		3251	Slangklamma	Hose clamp		
0660	34				Vattenpump	Water pump		SEE GR 30, PAGE 175
0680	35	4		920098.025	Bricka	Washer		
0700	36	3		920098.025	Bricka	Washer		
0720	37	1		920076.003	Låsmutter	Lock nut		



Reservdelar - Spare parts

4450	Utgåva Issue		Bild nr Picture No		Kylsystem Perkins 1006.6		Cooling system Perkins 1006.6		
	980615		15373						
	Pos. Fig.	Antal/Quantity			Art nr Part No	Benämning	Description	Sats Kit	Anmärkning Notes
		9201 17. 023	9201 17. 026						
0020	1	1	1		5507	Kylare	Radiator		3",STD HD
0030		1	1		156835.0100	Kylare	Radiator		
0040	2	1	1		A02394.0100	Fläktkåpa	Fan guard		FOR RADIATOR FOR RADIATOR
0060	3	1	1		3948	Kylarlock	Radiator filler cap		
0080	4	2	2		920905.0004	Tätningslist	Sealing strip		
0100	5	10	10		5543	Skruv	Screw		
0120	6	2	2		920735.0002	Gummikudde	Rubber cushion		
0140	7	2	2		920042.024	Skruv	Screw		
0160	8	4	4		920098.009	Bricka	Washer		
0180	9	2	2		922030.0004	Mutter	Nut		
0200	10	2	2		920902.0001	Gummikudde	Rubber cushion		
0220	11	2	2		920042.002	Skruv	Screw		
0240	12	4	4		920165.005	Bricka	Washer		FOR ANTI-FREEZE TANK
0260	13	2	2		920042.005	Skruv	Screw		
0280	14	1	1		A02791.0100	Fäste	Bracket		
0300	15	1	1		355842.0100	Fäste	Bracket		
0320	16	2	2		922357.0030	Skruv	Screw		
0340	17	2	2		98150	Bricka	Washer		
0380	18	2	2		5957	Mutter	Nut		
0400	19	1	1		456409.0100	Fäste	Bracket		
0420	20	1	1		456411.0100	Bricka	Washer		
0440	21	2	2		920099.026	Skruv	Screw		
0460	22	2	2		920076.002	Mutter	Nut		SEE GR 30, PAGE 139 L=675
0480	23	1			3815	Frostskyddsbehållare	Anti-freeze tank		
0500	24	3			920099.026	Skruv	Screw		
0520	25	3			920076.002	Låsmutter	Lock nut		
0540	26	1			5696	Backventil	Check valve		
0560	27	2			94258	Vinkelförskruvning	Angle fitting		
0580	28	ERF			920898.0003	Slang	Hose		
0600	29	3			920518.0004	Strapsband	Strap		
0620	30	1			922592.0001	Luftfilter	Air filter		
0640	31	1			920824.0001	Koppling	Fitting		
0660	32	1			A02508.0100	Koppling	Fitting		STD HD
0680	33	1			R44283.001	Adapter	Adapter		
0700	34	1	1		A02389.0100	Fäste	Bracket		
0720	35	1	1		921970.0007	Slang	Hose		
0740	36	1	1		920897.0001	Gummikrök	Rubber bend		
0760	37	7	7		3251	Slangklamma	Hose clamp		
0780	38	ERF	ERF		425817.3000	Slang	Hose		
0820	39	4	4		456269.0100	Hållare	Holder		
0840		4	4		456269.0200	Hållare	Holder		
0860	40	4	4		456268.0100	Stag	Stay		
0900	41	2	2		356267.0100	Avskärmning	Baffle rubber		
0940	42	4	4		922357.0005	Skruv	Screw		
0980	43	4	4		920076.002	Låsmutter	Lock nut		
1000	44	1			923458.0386	Kompressor	Compressor		
1020	45	3			98151	Bricka	Washer		



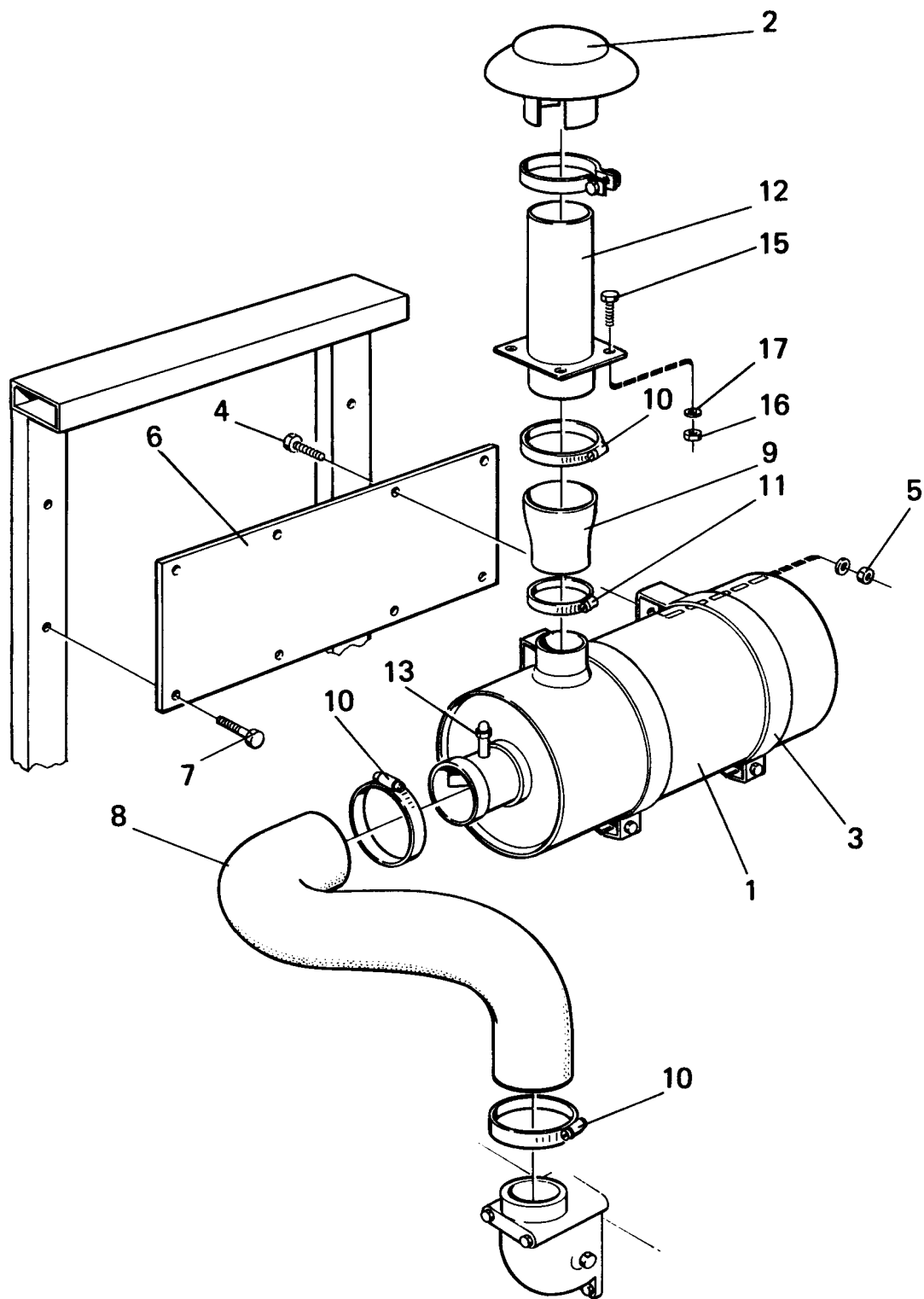
Reservdelar - Spare parts

30

185

4500

4500	Utgåva Issue		Bild nr Picture No		Luftrenarsystem Perkins 1006.6 456097.0900,.1400,.1600		Air cleaning system Perkins 1006.6 456097.0900,.1400,.1600		
	Pos. Fig.	Antal/Quantity			Art nr Part No	Benämning	Description	Sats Kit	Anmärkning Notes
		4560 97. 0900	4560 97. 1400	4560 97. 1600					
0010		-			456097.0900	Luftrenarsystem	Air cleaning system		KPL KPL KPL
0011			-		456097.1400	Luftrenarsystem	Air cleaning system		
0012				-	456097.1600	Luftrenarsystem	Air cleaning system		
0020	1	1	1	1	920969.0010	Luftfilter	Air filter		OUTER INNER
0040		1	1	1	923120.0222	•Filterinsats	•Filter insert		
0050		1	1	1	923120.0291	•Säkerhetsfilter	•Safety filter		
0060	2	1			920725.0001	Huv	Cap		
0070			1	1	921424.0015	Förrenare	Pre-cleaner		
0080	3	2	2	2	920963.0001	Klamma	Clamp		
0100	4	4	4	4	922357.0015	Skruv	Screw		
0120	5	4	4	4	922030.0002	Mutter	Nut		
0140	6	1	1	1	A02322.0100	Fäste	Bracket		
0160	7	4	4	4		Skruv	Screw		
0180	8	1	1	1	A02328.0100	Slang	Hose		
0200	9	1	1	1	A02324.0100	Anslutningsrör	Connection pipe		
0220	10	3	3	3	3254	Slangklamma	Hose clamp		
0240	11	1	1	1	3255	Slangklamma	Hose clamp		
0260	12	1			455668.0100	Insugningsrör	Induction pipe		
0265			1		456806.0100	Insugningsrör	Induction pipe		
0270				1	456806.0200	Insugningsrör	Induction pipe		
0280	13	1	1	1	921901.0001	Kupolmutter	Domed nut		
0300	14								NOT USED
0320	15	4	4	4	922357.0002	Skruv	Screw		
0340	16	4	4	4	920076.002	Låsmutter	Lock nut		
0360	17	4	4	4	98151	Bricka	Washer		



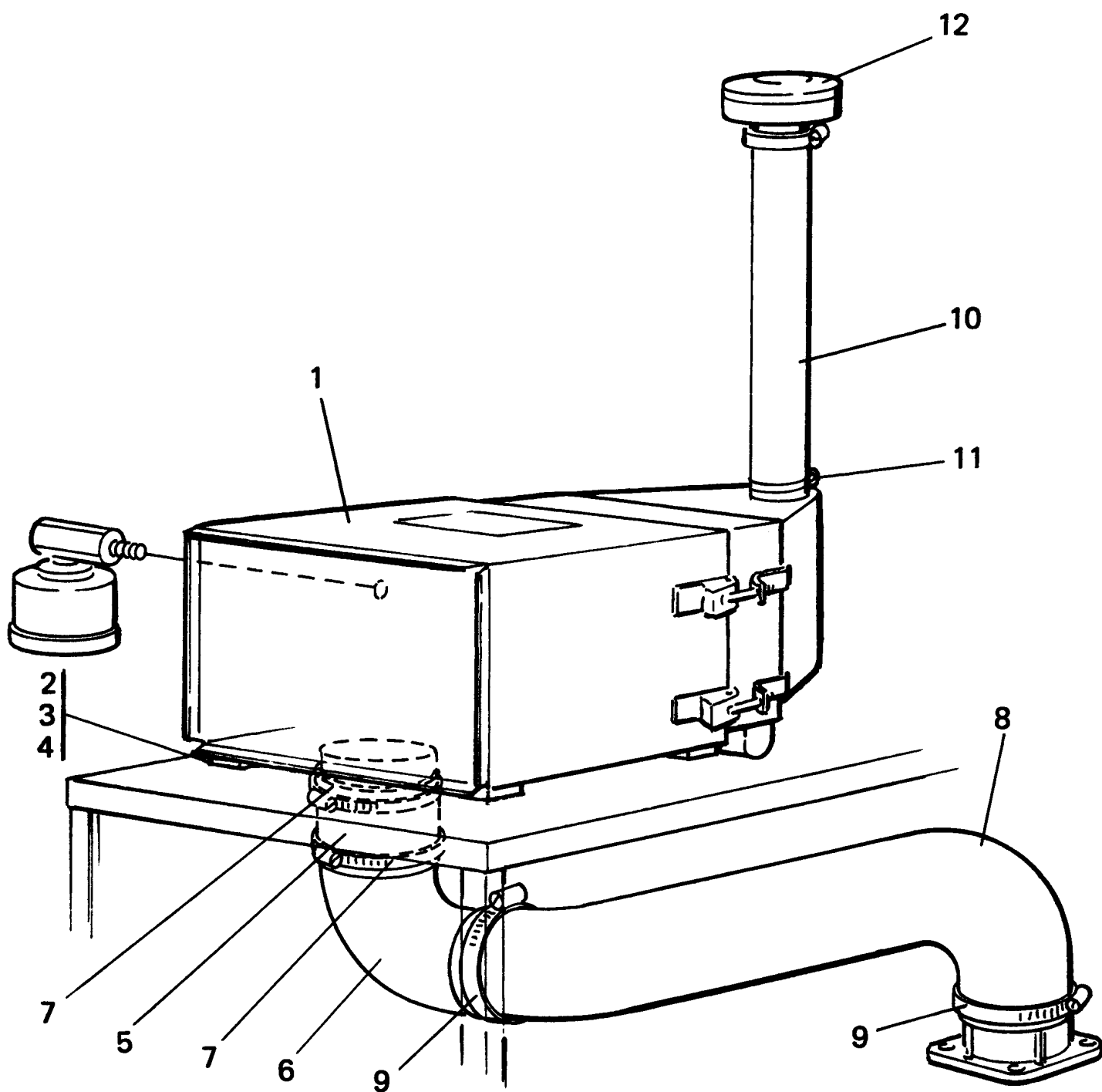
Reservdelar - Spare parts

30

187

4510

4510	Utgåva Issue		Bild nr Picture No		Luftrenarsystem Perkins 1006.6 456097.1000		Air cleaning system Perkins 1006.6 456097.1000		
	Pos. Fig.	Antal/Quantity			Art nr Part No	Benämning	Description	Sats Kit	Anmärkning Notes
		4560 97. 1000							
0010		-			456097.1000	Luftrenarsystem	Air cleaning system		KPL
0020	1	1			920969.0010	Luftfilter	Air filter		OUTER INNER
0040		1			923120.0222	•Filterinsats	•Filter insert		
0050		1			923120.0291	•Säkerhetsfilter	•Safety filter		
0060	2	1			920725.0001	Huv	Cap		
0080	3	2			920963.0001	Klamma	Clamp		
0100	4	4			922357.0015	Skruv	Screw		
0120	5	4			922030.0002	Mutter	Nut		
0140	6	1			A02322.0100	Fäste	Bracket		
0160	7	4				Skruv	Screw		
0180	8	1			A02328.0100	Slang	Hose		
0200	9	1			A02324.0100	Anslutningsrör	Connection pipe		
0220	10	3			3254	Slangklamma	Hose clamp		
0240	11	1			3255	Slangklamma	Hose clamp		
0260	12	1			455668.0200	Insugningsrör	Induction pipe		
0280	13	1			921901.0001	Kupolmutter	Domed nut		
0300	14								NOT USED
0320	15	4			922357.0002	Skruv	Screw		NOT USED
0340	16	4			920076.002	Låsmutter	Lock nut		
0360	17								

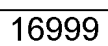


Reservdelar - Spare parts

30

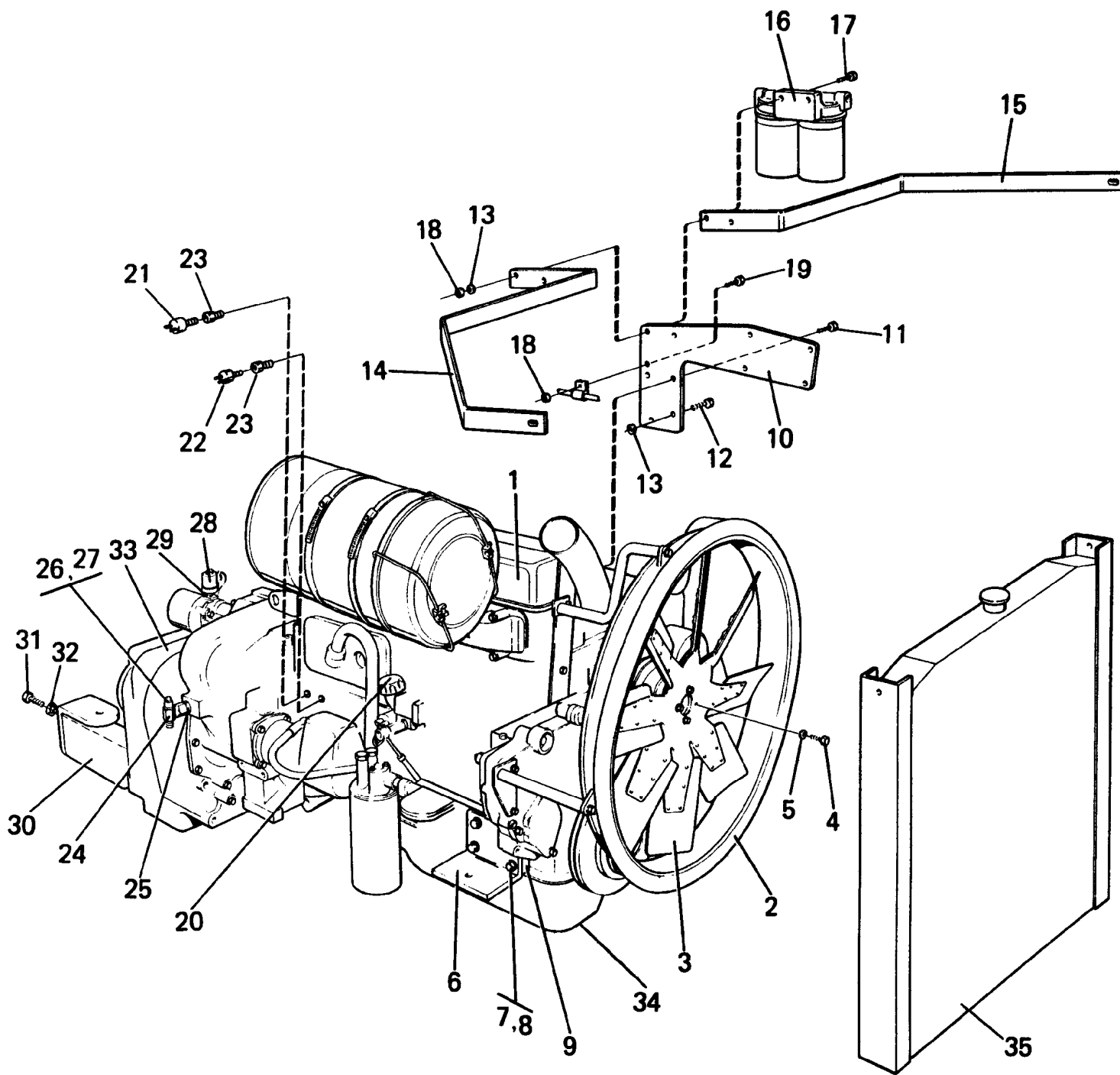
189

4520	Utgåva Issue		Bild nr Picture No		Luftrenarsystem Farr Perkins 1006.6 A09671.0200		Air cleaning system Farr Perkins 1006.6 A09671.0200		
	980615	16961							
0060 0100 0120 0180 0200 0205 0210 0220 0230 0280 0300 0390 0400 0420 0440	Pos. Fig.	Antal/Quantity			Art nr Part No	Benämning	Description	Sats Kit	Anmärkning Notes
			9201 17. 026						
			-		A09671.0200	Luftrenarsystem	Air cleaning system		DRAWING-NO. ROTOPAMIC



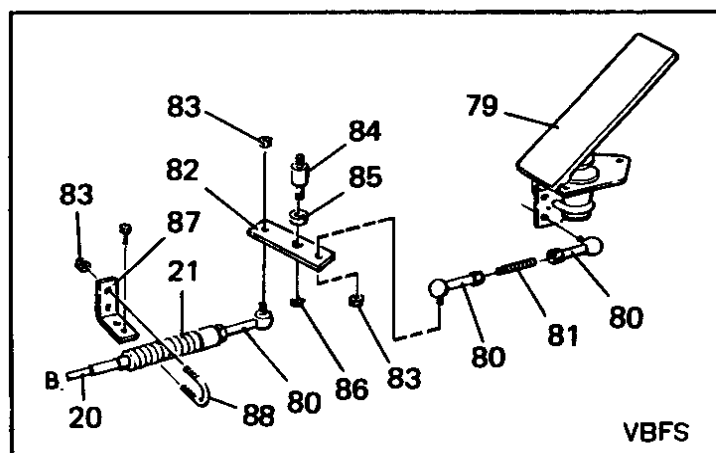
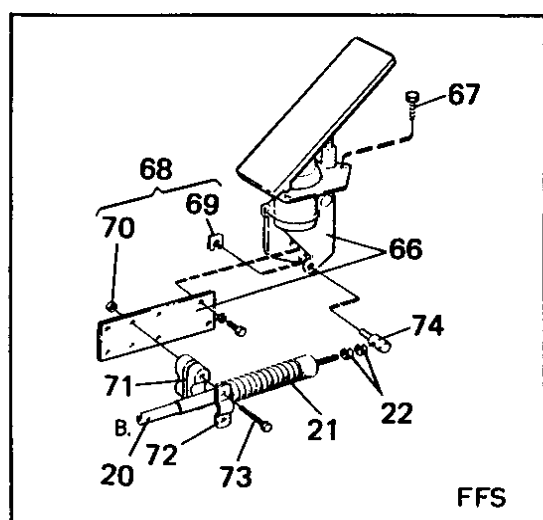
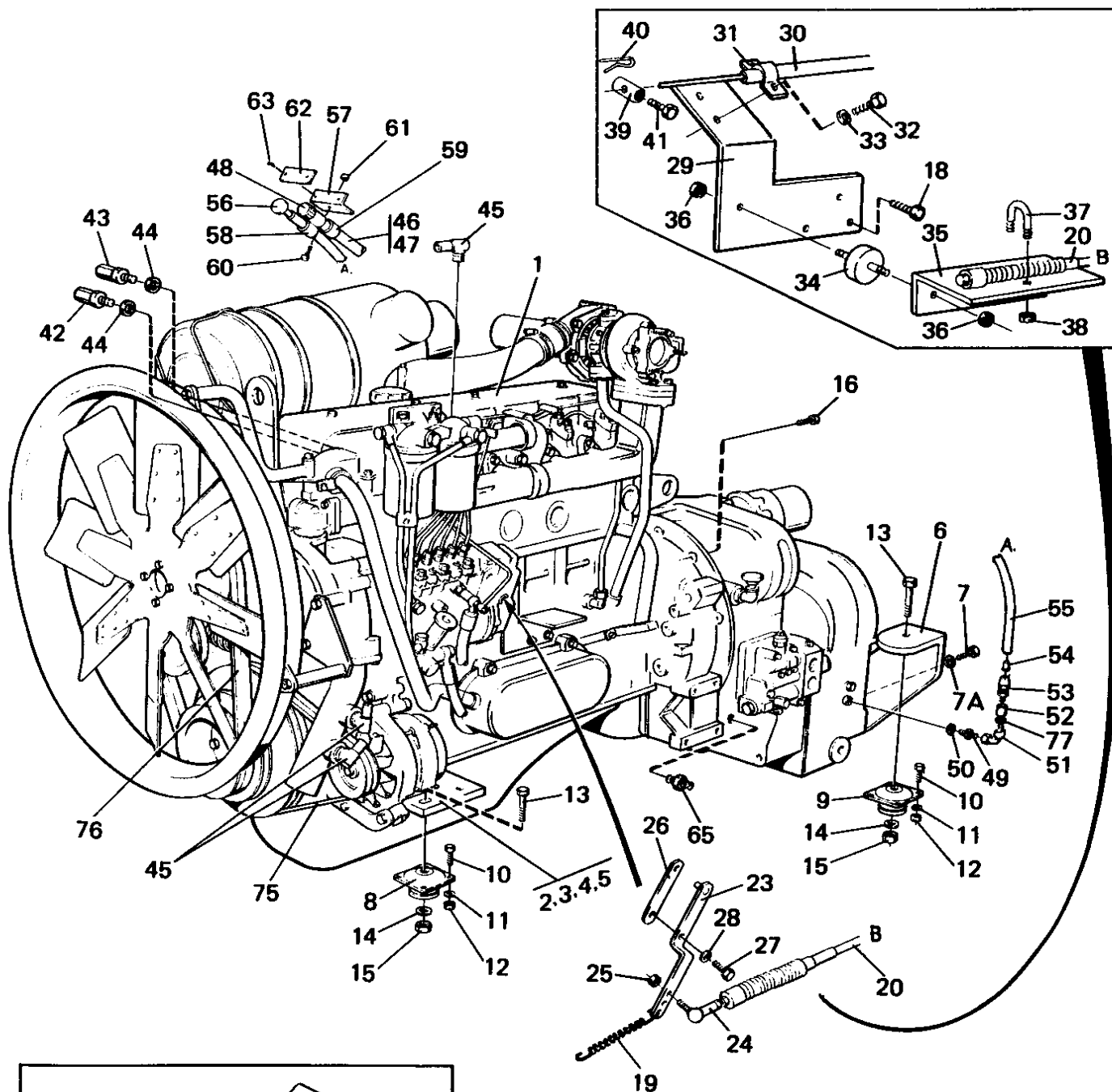
Reservdelar - Spare parts

4550	Utgåva Issue		Bild nr Picture No		Avgassystem Perkins 1006.6		Exhaust system Perkins 1006.6		
	980615		16999		456094.1100		456094.1100		
	Pos. Fig.	Antal/Quantity			Art nr Part No	Benämning	Description	Sats Kit	Anmärkning Notes
	9201 17. 023	9201 17. 026							
0020	1				456094.1100	Avgassystem	Exhaust system		KPL
0040	2	1	1		921079.0005	•Ljuddämpare	•Silencer		
0060	3	1	1		455457.0100	•Fäste	•Bracket		
0080	4	2	2		90391	•Dämpare	•Pad		
0100	5	4	4		3052	•Mutter	•Nut		
0125	6	1	1		A00349.0100	•Spännband	•Strap		
0130	7	2	2		922357.0014	•Skruv	•Screw		
0140	8	1	1		A02580.0100	•Avgasrör	•Exhaust pipe		
0160	9	1	1		923096.0003	•Klamma	•Clamp		
0180	10	1	1		453679.0200	•Avgasrör	•Exhaust pipe		
0200	11	1	1		923096.0002	•Klamma	•Clamp		
0220	12	1	1		923458.0270	Avgaspackning	Exhaust gasket		
0260	13	3	3		923458.0196	Pinnskruv	Stud		
0280	14	3	3		923458.0269	Mutter	Nut		
0300	15	2	2		920098.025	Bricka	Washer		
0320	16	2	2		920076.003	Låsmutter	Lock nut		
0340	17	1	1		920214.027	Avgasrenare	Exhaust purifier		
0360	18	2	2		923096.0002	Klamma	Clamp		



18040

4700	Utgåva Issue		Bild nr Picture No		Motorpaket,insugningssida TD630ME 459267.0100,.0200,.0300		Engine assembly, Induction side TD630ME 459267.0100,.0200,.0300		
	Pos. Fig.	Antal/Quantity			Art nr Part No	Benämning	Description	Sats Kit	Anmärkning Notes
		4592 67. 0100	4592 67. 0200	4592 67. 0300					
0010	1	1			459267.0100	Motor	Engine		DRAWING NO.
0015			1		459267.0200	Motor	Engine		DRAWING NO.
0017				1	459267.0300	Motor	Engine		DRAWING NO.
0020		1			920871.0038	Motor	Engine		TD630ME,
0021									FLÄKTUTVÄXLING 1:1/ FAN GEAR RATIO 1:1
0022									TD630ME,
0030			1		920871.0043	Motor	Engine		FAN GEAR RATIO 1:1.14 TD630ME,
0031									FLÄKTUTVÄXLING 1:1.14 FAN GEAR RATIO 1:1.14
0032									TD630ME,FLEXPLATES
0035				1	920871.0052	Motor	Engine		FLÄKTUTVÄXLING 1:1.14 FAN GEAR RATIO 1:1.14
0036									SEE GR 30, PAGE 239
0037									STD,SUGANDE/SUCKING TRYCKKANDE/PUSHING
0040	2	1	1	1		Fläktring	Fan ring		
0060	3	1	1	1	5337	Kylarfläkt	Fan		
0070		1	1	1	920001.002	Kylarfläkt	Fan		
0080	4	4	4	4		Skruv	Screw		
0100	5	4	4	4		Fjäderbricka	Spring washer		
0120	6	1	1	1	355690.0100	Motorfäste	Engine mounting		V
0140	7	4	4	4	3119	Skruv	Screw		
0160	8	4	4	4	920098.009	Bricka	Washer		
0180	9	4	4	4	455689.0100	Distansplatta	Spacer plate		
0200	10	1	1	1	355841.0100	Fäste	Bracket		
0220	11	2	2	2	920042.006	Skruv	Screw		
0240	12	1	1	1	920042.019	Skruv	Screw		
0260	13	5	5	5	98150	Bricka	Washer		
0280	14	1	1	1	255843.0100	Fäste	Bracket		
0300	15	1	1	1	355842.0100	Fäste	Bracket		
0320	16					Bränslefilter	Fuel filter		SEE GR 30, PAGE 203
0340	17	2	2	2	920042.012	Skruv	Screw		
0360	18	3	3	3	5957	Mutter	Nut		
0380	19	1	1	1	920042.005	Skruv	Screw		
0400	20	1	1	1	255725.0100	Rör	Pipe		
0420		1	1	1	923107.0367	Lock	Cover		
0440		1	1	1	95110	Packning	Gasket		
0460	21	1	1	1	923546.0001	Givare	Sensor		TRYCKVAKT SATS/KIT
0480	22	1	1	1	425817.8034	Oljetryckgivare,motor	Oil press.sensor,engine		
0490	23	2	2	2	922531.0003	Nippel	Nipple		
0500	24	1	1	1	454672.0100	Koppling	Fitting		
0520	25	1	1	1	920985.0002	Nippel	Nipple		
0540	26	1	1	1	920876.0001	Temp.givare, v.låda	Temp.sensor, gear box		
0560	27	1	1	1	5933	Tredoring	Tredoring		
0580	28	1	1	1	920456.003	Oljetryckgivare,v.låda	Oil press.sensor,gear b.		
0600	29	1	1	1	920940.0003	Reducering	Reducing		
0620	30	1	1		255701.0100	Fäste	Bracket		GEAR BOX 922297.0057 GEAR BOX 922297.0070 AND 922297.0090
0630				1	A00377.0100	Fäste	Bracket		
0631									
0640	31	2	2	2	2722	Skruv	Screw		
0650	32	2	2	2	920466.001	Bricka	Washer		
0660	33	1	1		922297.0057	Växellåda	Gear box		CLARK 28334-6 SEE GR 40, PAGE 5
0661									CLARK 28334-8, FLEXPLATE
0680				1	922297.0090	Växellåda	Gear box		SEE GR 40, PAGE 87 CLARK 32335-1, FLEXPLATE
0681									SEE GR 40, PAGE 43
0682									
0700				1	922297.0070	Växellåda	Gear box		
0701									
0702									
0880	34	1	1	1		Oljesump	Oilsump		
1040	35					Kylare	Radiator		SEE GR 30, PAGE 239

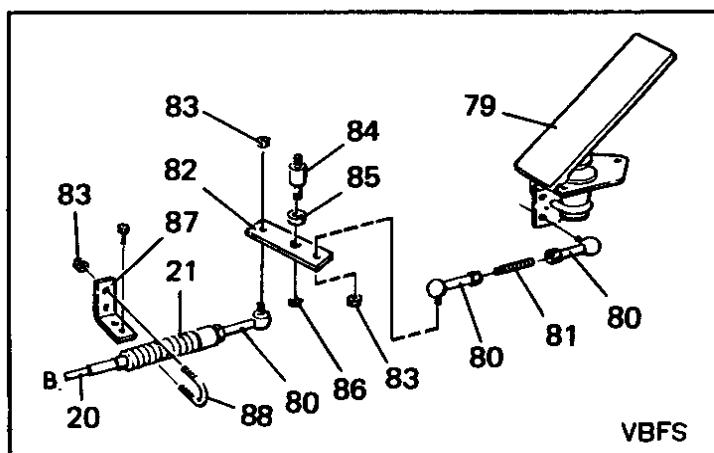
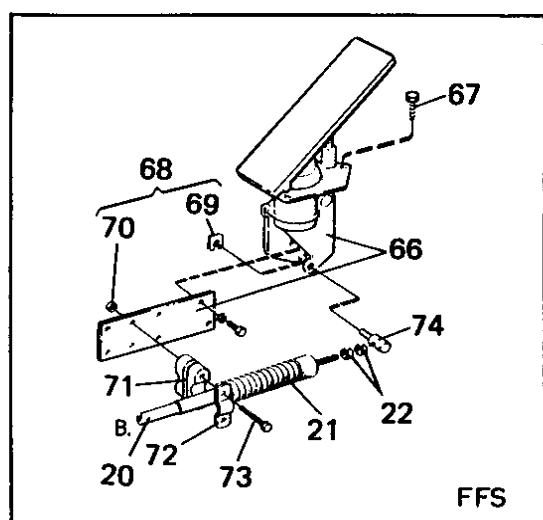
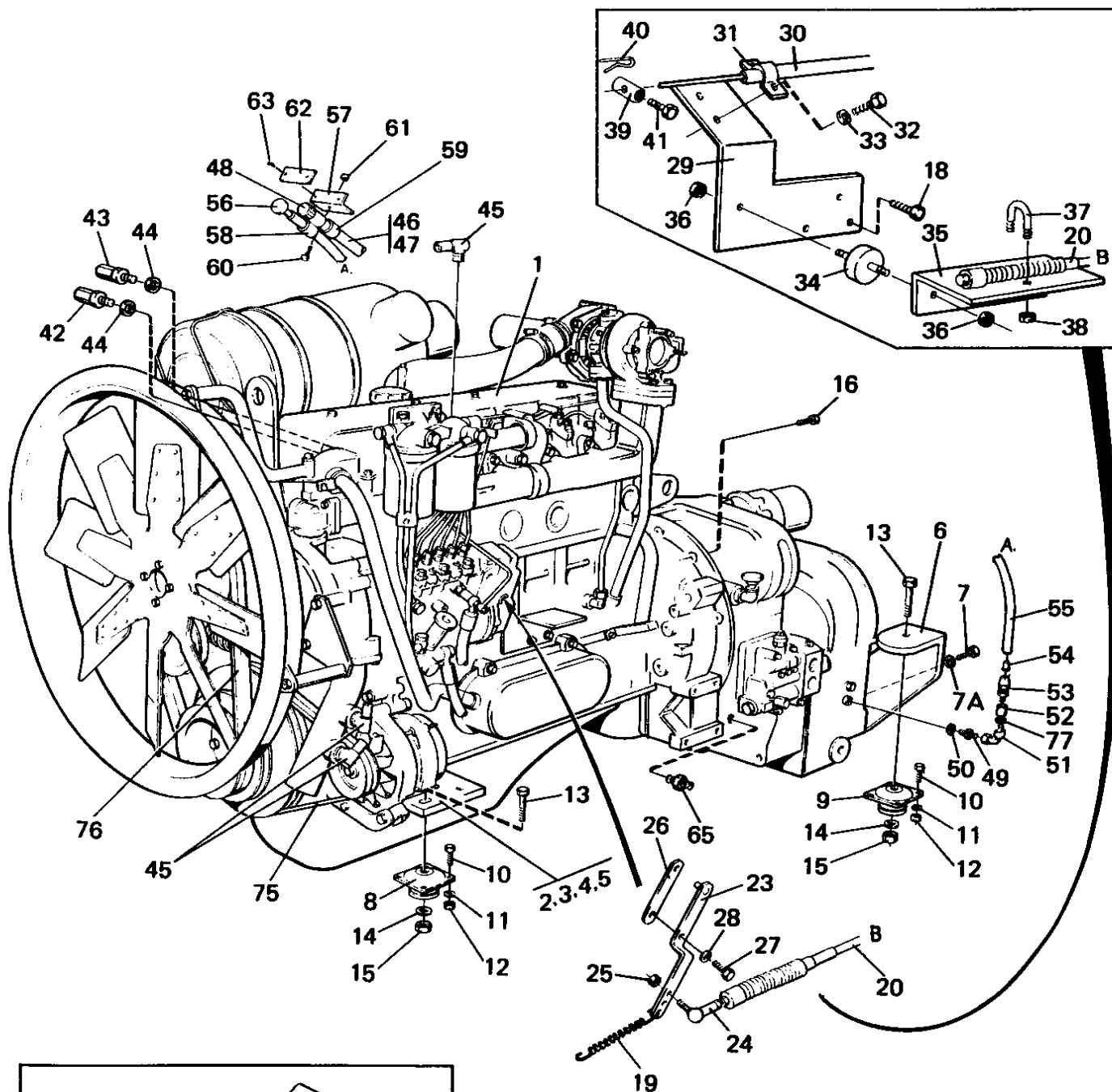


Reservdelar - Spare parts

30

195

4750	Utgåva Issue		Bild nr Picture No		Motorpaket,avgassida TD630ME montering gaspedal		Engine assembly, Exhaust side TD630ME foot throttle mounting		
	980615		18041						
	Pos. Fig.	Antal/Quantity			Art nr Part No	Benämning	Description	Sats Kit	Anmärkning Notes
	4592 67. 0100	4592 67. 0200	4592 67. 0300						
0010					354806.0300				RITNING/DRAWING SEE GR 30, PAGE 193
0020	1					Motor	Engine		
0060	2	1	1	1	355690.0100	Motorfäste	Engine mounting		
0080	3	3	3	3	455689.0100	Distansplatta	Spacer plate		GEAR BOX 922297.0057 GEAR BOX 922297.0070 AND 922297.0090
0100	4	4	4	4	3119	Skruv	Screw		
0120	5	4	4	4	920098.009	Bricka	Washer		
0140	6	1	1		255701.0200	Fäste	Bracket		MOTOR/ENGINE V-LÅDA/GEAR BOX
0145				1	255701.0400	Fäste	Bracket		
0150									
0160	7	2	2	2	2722	Skruv	Screw		NOT USED
0170	7A	2	2	2	920466.001	Bricka	Washer		
0180	8	2	2	2	920734.0002	Dämpare	Pad		
0200	9	2	2	2	920734.0001	Dämpare	Pad		L=2750 FFS AND VBFS, FRÅMRE/FRONT L=3100 FOR HH
0220	10	16	16	16	920042.008	Skruv	Screw		
0240	11	16	16	16	98150	Bricka	Washer		
0260	12	16	16	16	920068.007	Mutter	Nut		STOP ENGINE WIRE L=3000 ENGINE STOP
0280	13	4	4	4	920042.080	Skruv	Screw		
0300	14	4	4	4	98154	Bricka	Washer		
0320	15	4	4	4	920076.007	Låsmutter	Lock nut		ACCELERATOR WIRE
0340	16	12	12	12	2695	Skruv	Screw		
0360	17								
0400	18	2	2	2	922357.0015	Skruv	Screw		STD STD
0420	19	1	1	1	90124	Fjäder	Spring		
0550	20	1	1	1	922442.0012	Reglagekabel	Control cable		
0551									KPL
0553		1	1	1	922442.0032	Reglagekabel	Control cable		
0565	21	2	2	2	922429.0001	•Gummibälg	•Rubber bellows		
0570	22	2	2	2	3051	•Mutter	•Nut		STD STD
0580	23	1	1	1	922539.0003	Arm	Arm		
0600	24	1	1	1	90202	Kullänk	Ball link		
0620	25	1	1	1	3051	Mutter	Nut		KPL
0640	26	1	1	1	922539.0004	Arm	Arm		
0660	27	1	1	1		Skruv	Screw		
0700	28	1	1	1		Bricka	Washer		KPL
1460	29	1	1	1	357777.0100	Fäste	Bracket		
1480	30	1	1	1	922442.0045	Reglagekabel	Control cable		
1500	31	1	1	1	922575.0011	Klammer	Clamp		KPL
1520	32	2	2	2	99024	Skruv	Screw		
1540	33	2	2	2	922564.0003	Låsbricka	Lock washer		
1560	34	2	2	2	923379.0001	Dämpare	Pad		KPL
1580	35	1	1	1	357776.0100	Fäste	Bracket		
1590	36	4	4	4	922030.0002	Mutter	Nut		
1600	37	1	1	1	922285.0001	Låsbygel	Retainer		KPL
1620	38	2	2	2	920076.002	Låsmutter	Lock nut		
1660	39	1	1	1	456368.0100	Wirelås	Wire lock		
1680	40	1	1	1	921902.0002	Sprint	Peg		KPL
1700	41	1	1	1	3061	Skruv	Screw		
1720	42	1	1	1	920822.0005	Givare,temperaturvakt	Sensor,temperature		
1740	43	1	1	1	923400.0001	Givare,kylvattentemp.	Sensor,cool.water temp.		KPL
1760	44	2	2	2	923107.0400	Packning	Gasket		
1800	45	3	3	3	5943	Nippel	Nipple		
1820	46	2	2	2	94219	Rörvinkel	Pipe angle		KPL
1840	47	1	1	1	455770.0100	Rör	Pipe		
1860	48	1	1	1	923186.0001	Propp	Plug		
1880	49	1	1	1	3463	Nippel	Nipple		KPL
1900	50	1	1	1	5933	Tredoring	Tredoring		
1920	51	1	1	1	94167	Koppling	Fitting		
1940	52	1	1	1	A22385.0500	Muff	Socket		KPL
1960	53	1	1	1	3763	Koppling	Fitting		
1980	54	1	1	1	94338	Hylsa	Sleeve		
2000	55	1	1	1	4430	Nylonrör	Nylon hose		L=1400



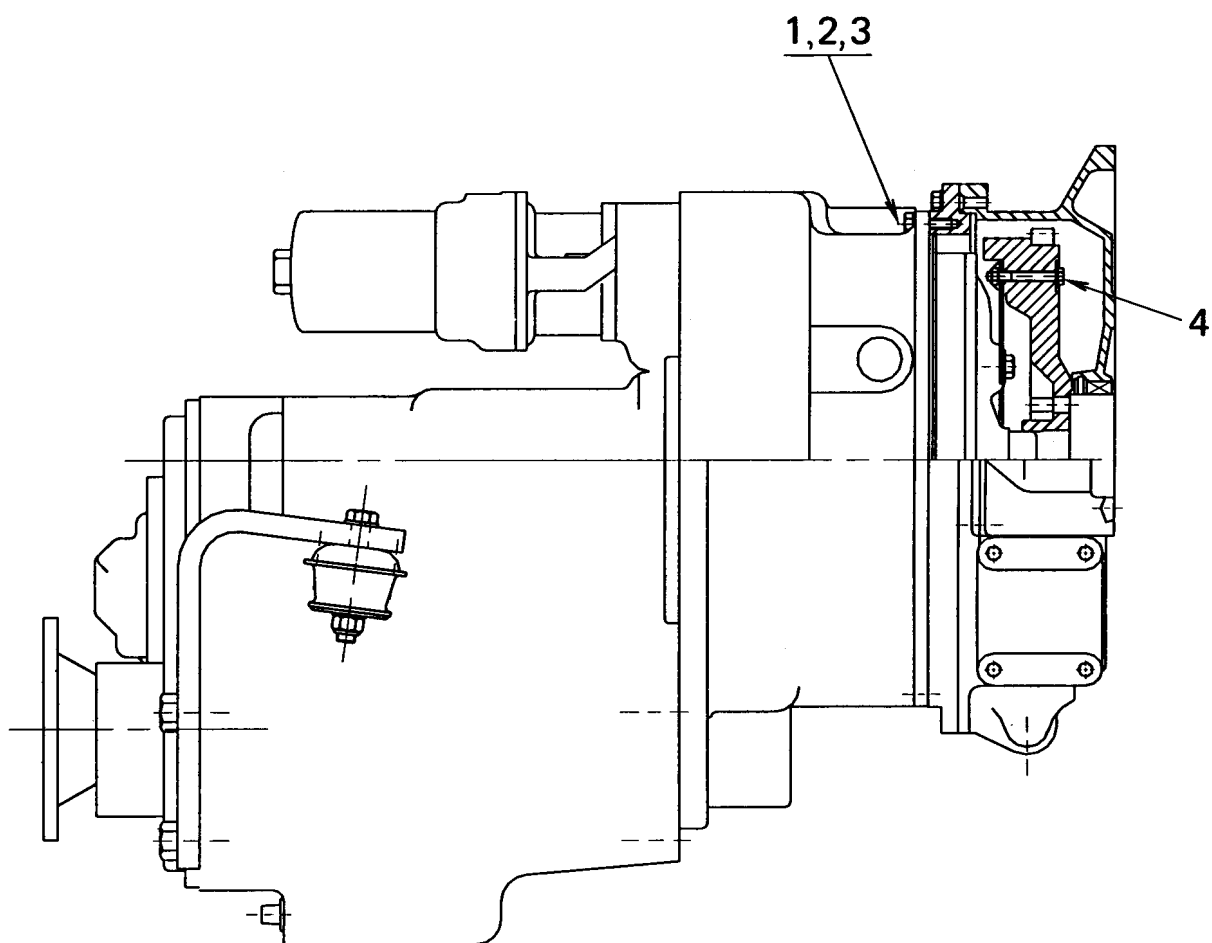
Reservdelar - Spare parts

30

197

4750

Utgåva Issue		Bild nr Picture No		Motorpaket,avgassida TD630ME montering gaspedal		Engine assembly, Exhaust side TD630ME foot throttle mounting			
Pos. Fig.	Antal/Quantity			Art nr Part No	Benämning	Description	Sats Kit	Anmärkning Notes	
	4592 67. 0100	4592 67. 0200	4592 67. 0300						
56	1	1	1	455794.0100	Nivåsticka	Dipstick	S S S S S S	NOT USED	
57	1	1	1	455950.0100	Fäste	Bracket			
58	1	1	1	95046	Klammer	Clamp			
59	1	1	1	95038	Klammer	Clamp			
60	1	1	1	920099.026	Skruv	Screw			
61	1	1	1	920076.002	Låsmutter	Lock nut			
62	1	1	1	455949.0100	Skylt	Sign			
63	1	1	1	920926.0001	Nit	Rivet			
64									
65	1	1	1	920985.0002	Nippel	Nipple			
66	1	1	1	922463.0001	Gaspedal	Foot throttle		FFS	
67	3	3	3	922357.0002	Skruv	Screw			
68	1	1	1	922463.0003	Monteringssats	Mounting kit		PART OF POS 66	
69	1	1	1		•Låsbleck	•Securing plate			
70	2	2	2		•Mutter	•Nut			
71	1	1	1		•Klamma	•Clamp			
72	1	1	1		•Bygel	•Yoke			
73	2	2	2		•Skruv	•Screw			
74	1	1	1		•Tapp	•Pin			
75	1	1	1	921096.0006	Kilremssats	V-belt kit			
76	1			923110.0055	Kilremssats	V-belt kit			
		1	1	923705.0366	Kilremssats	V-belt kit			
77	1	1	1	5935	Tredoring	Tredoring			
78									NOT USED
79	1	1	1	A13121.0100	Gaspedal	Foot throttle			VBFS
80	3	3	3	90202	Kullänk	Ball link			VBFS
81	1	1	1	A09868.0100	Dragstång	Pull rod	VBFS		
82	1	1	1	A09856.0100	Arm	Arm	VBFS		
83	ERF	ERF	ERF	3051	Mutter	Nut	VBFS		
84	1	1	1	A09855.0100	Axel	Shaft	VBFS		
85	1	1	1	920007.005	Bussning	Bushing	VBFS		
86	1	1	1	920046.006	Spårring	Retaining ring	VBFS		
87	1	1	1	A09867.0100	Fäste	Bracket	VBFS		
88	1	1	1	922285.0001	Bygel	Yoke	VBFS		



Reservdelar - Spare parts

4755	Utgåva Issue		Bild nr Picture No		Montering flexplates TD630ME A10536.0200		Mounting flexplates TD630ME A10536.0200				
	980615		23372								
	Pos. Fig.	Antal/Quantity			Art nr Part No	Benämning	Description		Sats Kit		Anmärkning Notes
0010	-				A10536.0200						DRAWING NO.
0020	1	12			4735	Låsmutter	Lock nut				
0060	2	12			2957	Bricka	Washer				
0080	3	12			923109.0434	Skruv	Screw				
0100	4	8			2792	Skruv	Screw				

PACKNINGSSATS HELRENOVERING
EJ ILLUSTRERAD /
GASKET KIT RECONDITIONING
NOT ILLUSTRATED

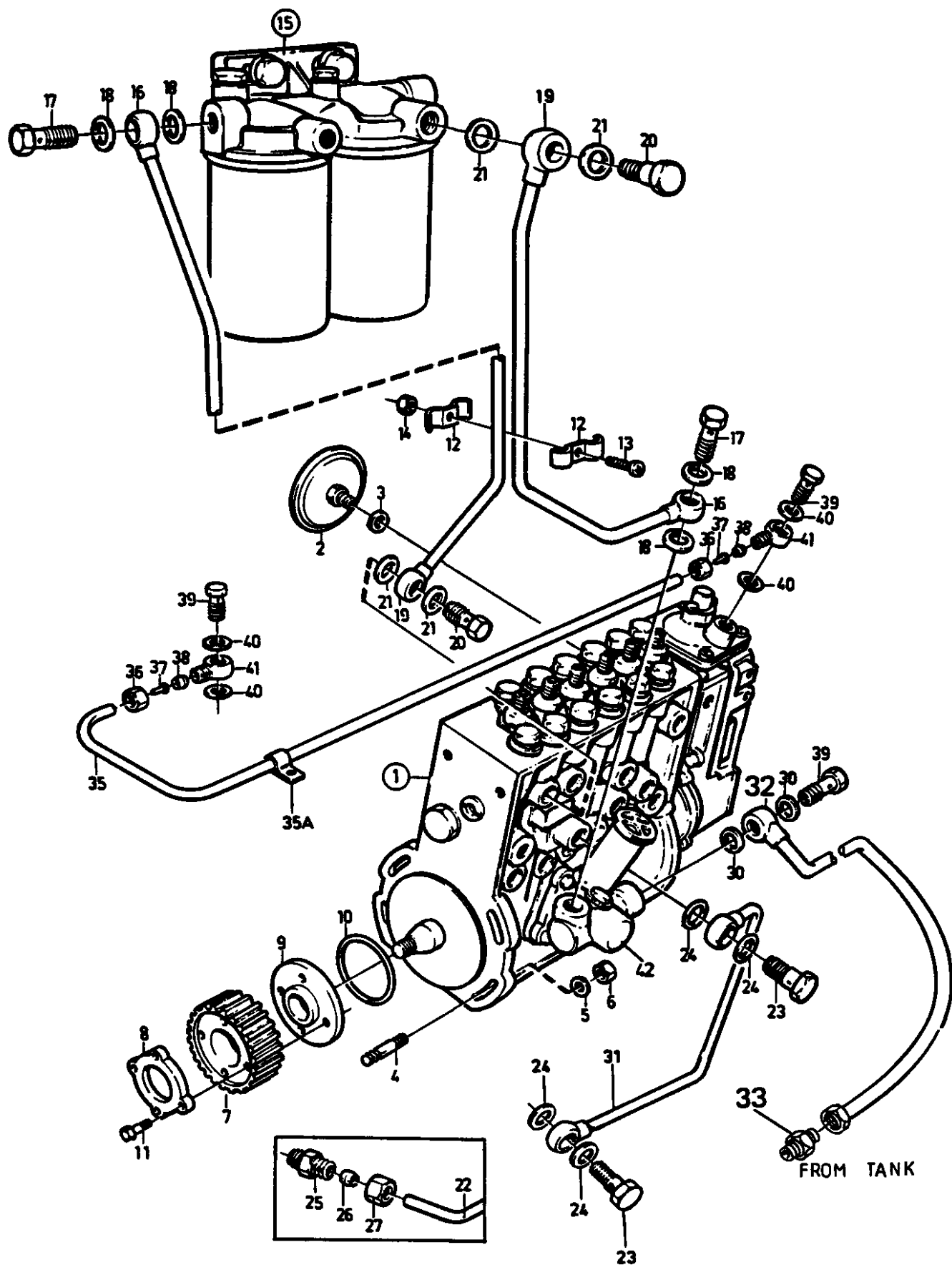
Reservdelar - Spare parts

30

201

4760

4760	Utgåva Issue		Bild nr Picture No		Tilläggssats, helrenovering TD630ME		Additional kit, reconditioning TD630ME		
	980615		16597						
	Pos. Fig.	Antal/Quantity			Art nr Part No	Benämning	Description	Sats Kit	Anmärkning Notes
0020		1			923110.0294	Tilläggssats,helrenov.	Add.kit,reconditioning		NOT ILLUSTRATED
0040		4			920715.0007	•Packning	•Gasket		
0060		1			923107.0363	•Packning	•Gasket		
0080		1			923349.0468	•Packning	•Gasket		
0100		1			4660	•Tätningsring	•Seal ring		
0120		1			923349.0553	•Packning	•Gasket		
0140		2			920027.001	•Packning	•Gasket		
0160		1			921555.0002	•Tätningsring	•Seal ring		
0180		1			923107.0868	•Tätningsring	•Seal ring		
0200		1			923107.0869	•O-ring	•O-ring		
0220		6			921580.0001	•V-ring	•V-ring		
0240		1			923107.0847	•O-ring	•O-ring		
0260		2			923107.0349	•Tätningsring	•Seal ring		
0280		1			923349.0318	•Tätningsring	•Seal ring		
0300		2			923107.0388	•Tätningsring	•Seal ring		
0320		7			923107.0340	•Tätningsring	•Seal ring		
0340		1			923107.0368	•Tätningsring	•Seal ring		
0360		1			923107.0393	•Tätningsring	•Seal ring		
0380		1			923107.0413	•Tätningsring	•Seal ring		
0400		5			923107.0264	•Tätningsring	•Seal ring		
0420		4			923107.0355	•Tätningsring	•Seal ring		
0440		2			920777.0004	•O-ring	•O-ring		
0460		2			923107.0396	•O-ring	•O-ring		
0480		1			923107.0412	•O-ring	•O-ring		
0500		1			923107.0455	•O-ring	•O-ring		
0520		1			923107.0326	•O-ring	•O-ring		
0540		1			923107.0386	•O-ring	•O-ring		
0560		1			95110	•Packning	•Gasket		
0580		2			920715.0011	•Packning	•Gasket		
0600		2			922371.0501	•Tätning	•Seal		
0620		17			921443.0003	•Packning	•Gasket		
0640		1			920058.003	•Kopparbricka	•Copper washer		
0660		1			923107.0400	•Kopparbricka	•Copper washer		
0680		4			920777.0004	•O-ring	•O-ring		
0700		1			923107.0409	•O-ring	•O-ring		
0720		1			923107.0380	•O-ring	•O-ring		
0740		1			923259.0816	•O-ring	•O-ring		
0760		1			923107.0850	•O-ring	•O-ring		
0780		1			923349.0469	•Packning	•Gasket		

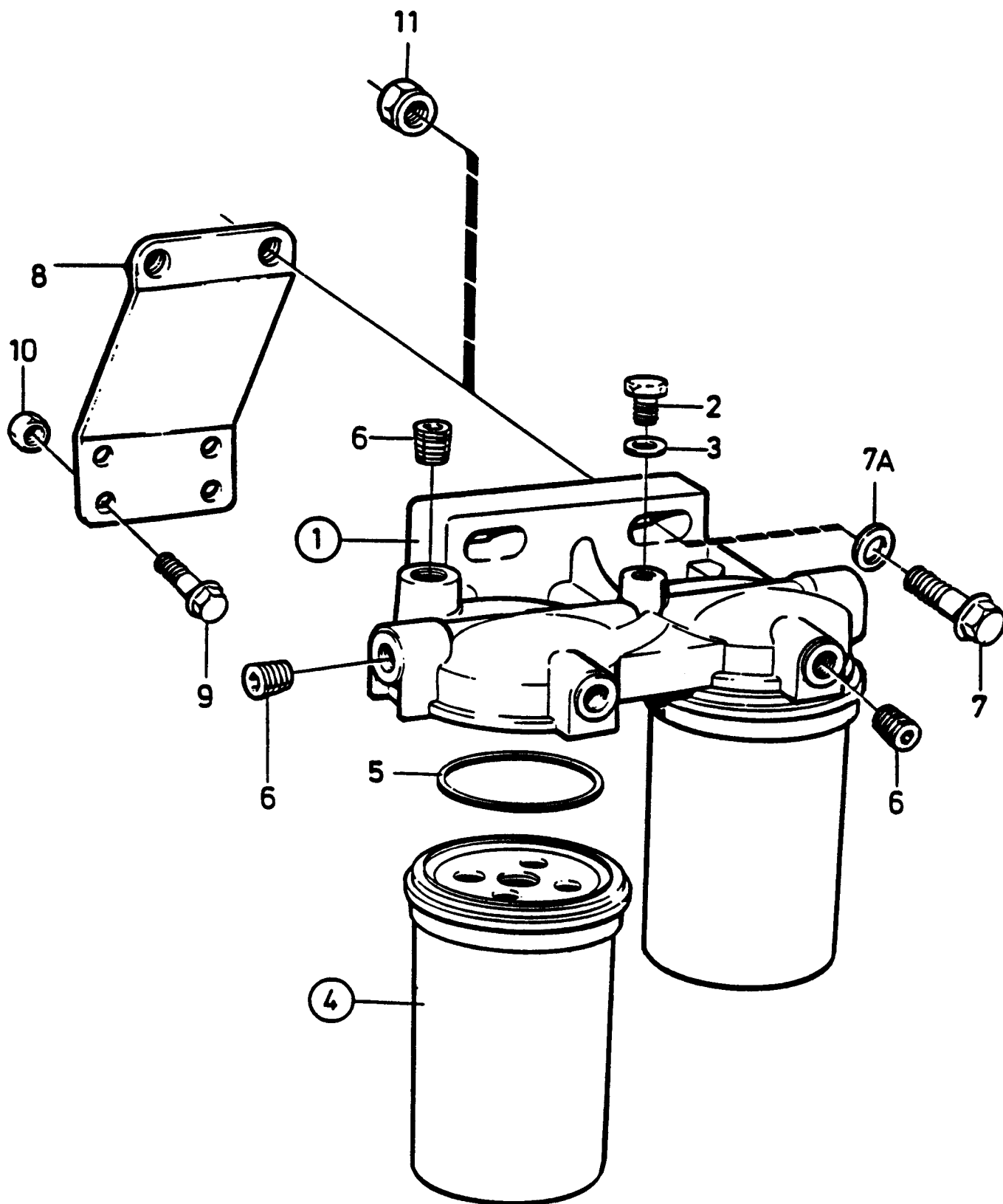


Reservdelar - Spare parts

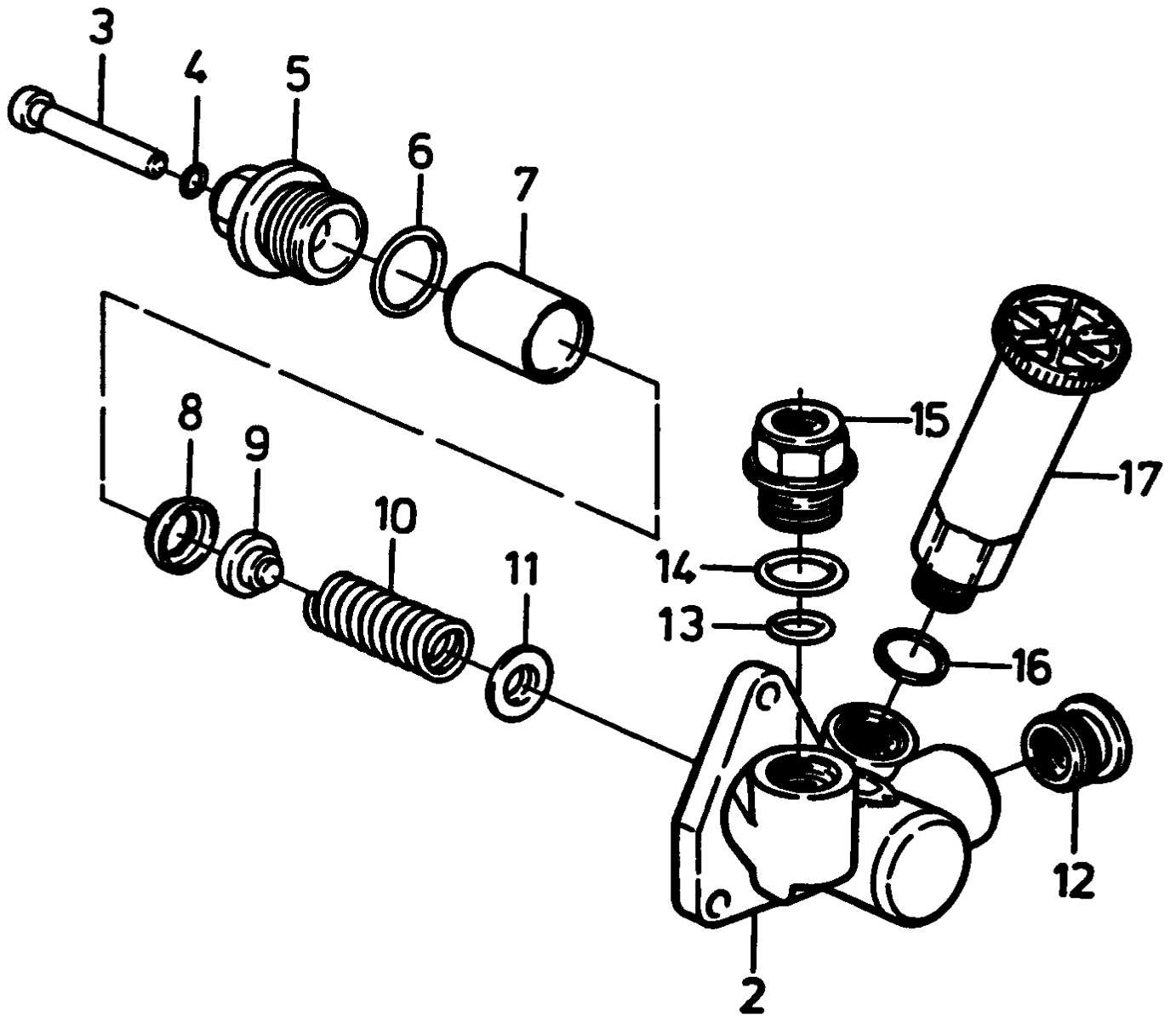
30

203

4770	Utgåva Issue		Bild nr Picture No		Bränsleinsprutningssystem TD630ME		Fuel injection system TD630ME		
	980615		21127						
	Pos. Fig.	Antal/Quantity			Art nr Part No	Benämning	Description	Sats Kit	Anmärkning Notes
0020	1	1			923705.0326	Insprutningspump	Injection pump		SEE GR 30, PAGE 205
0040	2	1			920401.001	Tryckutjämnare	Pressure equalizer		
0060	3	1			921443.0003	Packning	Gasket		
0080	4	3			923705.0277	Pinnskruv	Stud		
0100	5	3			923107.0382	Fjädrande bricka	Resilient washer		
0120	6	3			923349.0347	Mutter	Nut		
0140	7	1			923107.0453	Kugghjul	Gear		
0160	8	1			923705.0327	Mellanstycke	Intermediate piece		
0180	9	1			923107.0454	Nav	Hub		
0200	10	1			923107.0455	O-ring	O-ring		
0220	11	4			923107.0456	Skruv	Screw		
0240	12	2			825	Klammer	Clamp		
0260	13	1			923107.0457	Skruv	Screw		
0280	14	1			923107.0428	•Mutter	•Nut		
0300	15	1				Bränslefilter	Fuel filter		
0320	16	1			923107.0462	Bränslerör	Fuel pipe		
0340	17	2			920714.0003	Hålskruv	Hollow screw		
0360	18	4			921443.0003	Packning	Gasket		
0380	19	1			923107.0463	Bränslerör	Fuel pipe		
0400	20	2			920714.0003	Hålskruv	Hollow screw		
0420	21	4			921443.0003	Packning	Gasket		
0440	22							NOT USED	
0460	23	2			920714.0004	Hålskruv	Hollow screw		
0480	24	4			920715.0011	Packning	Gasket		
0500	25							NOT USED	
0520	26							NOT USED	
0540	27							NOT USED	
0560	28							NOT USED	
0580	29	1			920714.0003	Hålskruv	Hollow screw		
0600	30	2			921443.0003	Packning	Gasket		
0620	31	1			923705.0328	Tryckoljerör	Pressure oil pipe	63)	
0640	32	1			A27186.0100	Bränsleslang	Fuel hose		
0660	33	1			94101	Adapter	Adapter		
0680	34							NOT USED	
0700	35	1			923109.0695	Plaströr	Plastic pipe	L=760MM	
0720	35A	1			923107.0567	Klammer	Clamp		
0740	36	2			921553.0002	Mutter	Nut		
0760	37	2			923109.0693	Hylsa	Sleeve		
0780	38	2			921554.0002	Kona	Cone		
0800	39	2			923468.0036	Hålskruv	Hollow screw		
0820	40	4			920715.0007	Packning	Gasket		
0840	41	2			923109.0692	Nippel	Nipple		
0860	42	1			923107.0238	Matarpump	Feed pump	SEE GR 30, PAGE 207	



①



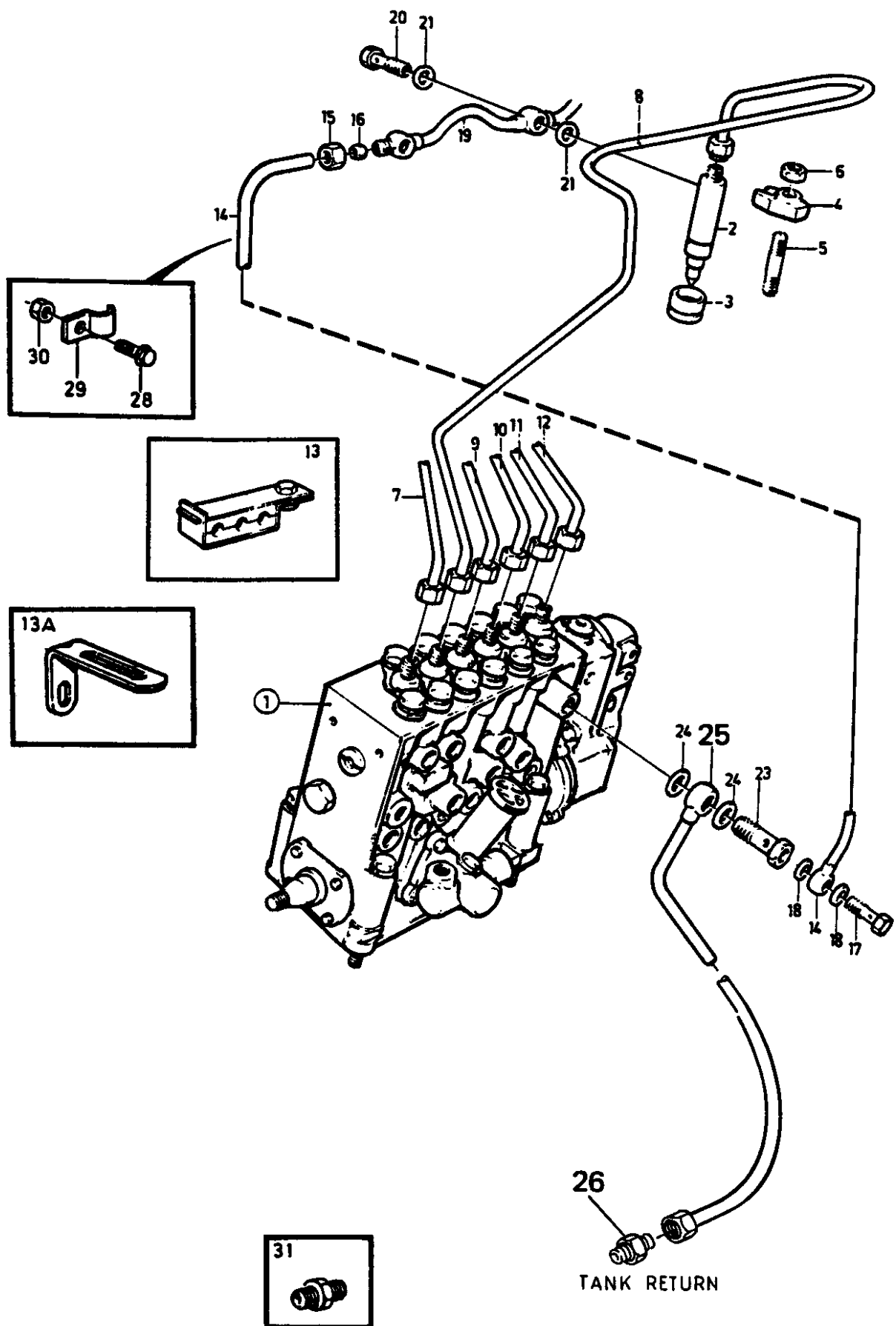
Reservdelar - Spare parts

30

207

4790

4790	Utgåva Issue		Bild nr Picture No		Matarpump TD630ME		Fuel feed pump TD630ME				
	980615		14195								
	Pos. Fig.	Antal/Quantity			Art nr Part No	Benämning	Description	Sats Kit	Anmärkning Notes		
0020	1	1			923107.0238	Matarpump	Feed pump				
0040	2	1				•Hus	•Housing				
0060	3	1			923705.0329	•Tryckstång	•Push rod				
0080	4	1			923705.0330	•O-ring	•O-ring				
0100	5	1			923705.0331	•Hus	•Housing				
0120	6	1			923107.0640	•O-ring	•O-ring				
0140	7	1			923705.0332	•Kolv	•Piston				
0160	8	1			923705.0333	•Distansring	•Spacer ring				
0180	9	1			923705.0334	•Ventil	•Valve				
0200	10	1			923705.0335	•Tryckfjäder	•Pressure spring				
0220	11	2			923705.0336	•Fjäderbricka	•Spring washer				
0240	12	1			923705.0337	•Förskruvning	•Fitting				
0260	13	1			923107.0240	•O-ring	•O-ring				
0280	14	1			923107.0241	•O-ring	•O-ring				
0300	15	1			923349.0584	•Förskruvning	•Fitting				
0320	16	1			923107.0242	•Packning	•Gasket				
0340	17	1			920614.0001	•Handpump	•Hand pump				



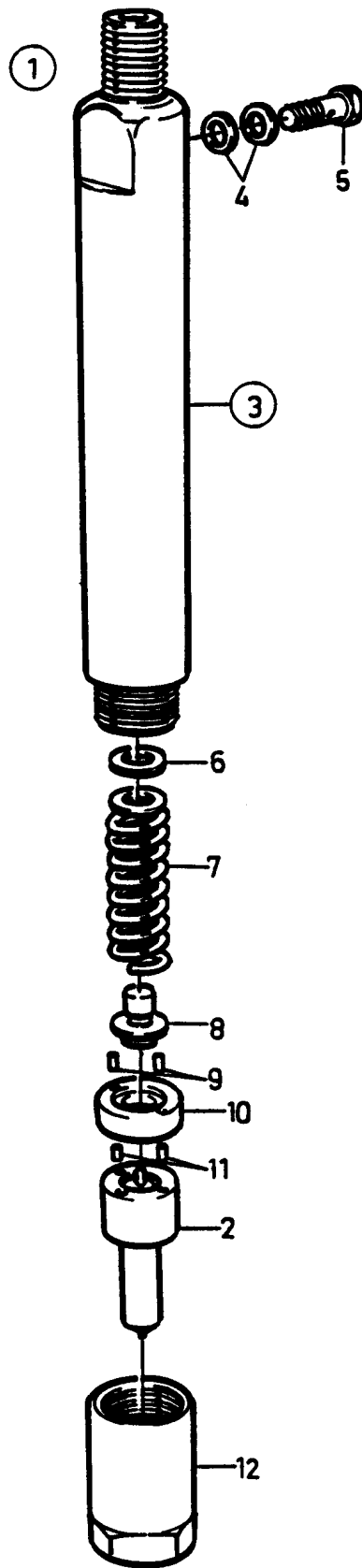
Reservdelar - Spare parts

30

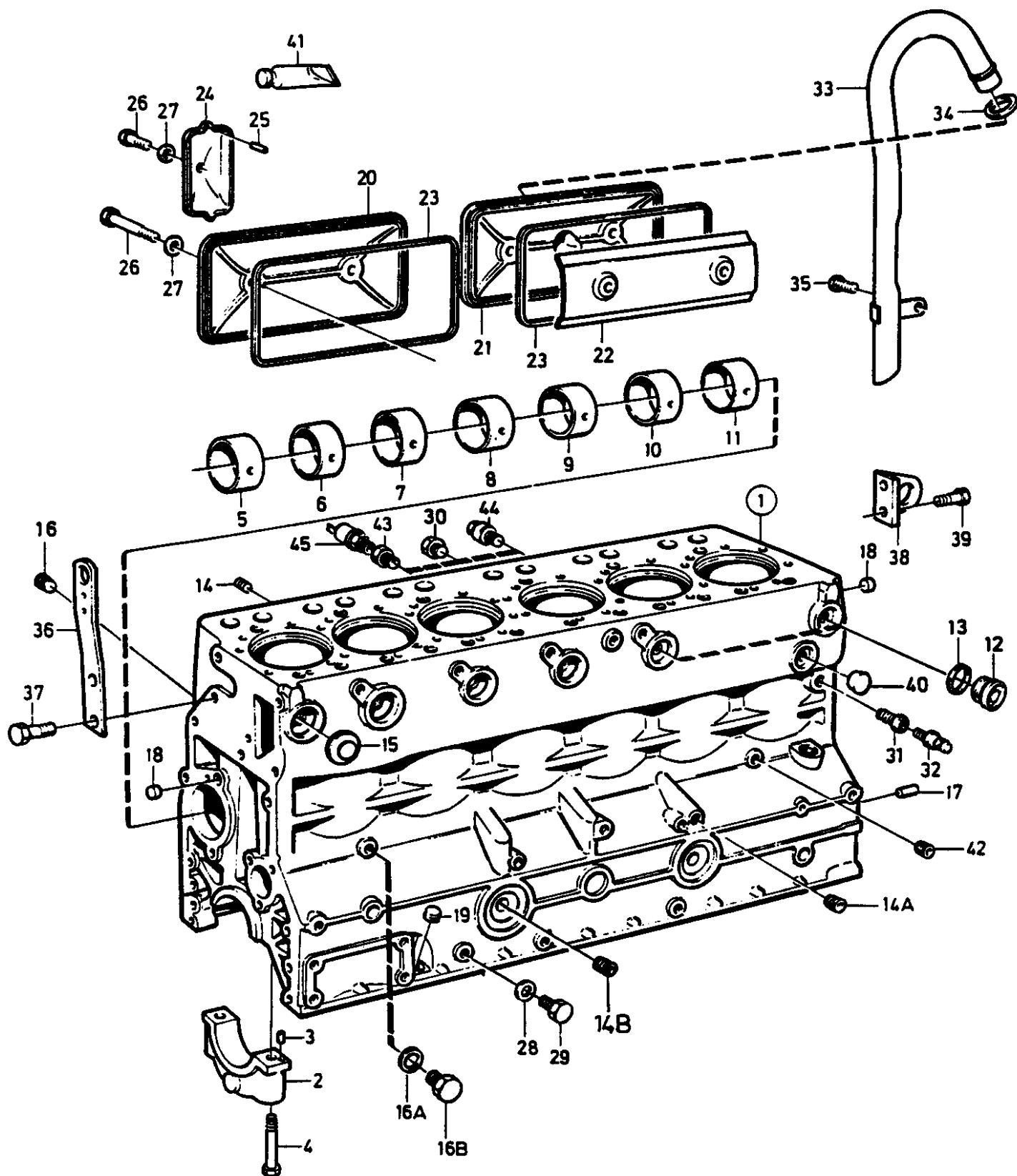
209

4800

4800	Utgåva Issue		Bild nr Picture No		Insprutare och tryckrör		Fuel injector and delivery pipes TD630ME		
	980615		21128		TD630ME				
	Pos. Fig.	Antal/Quantity			Art nr Part No	Benämning	Description	Sats Kit	Anmärkning Notes
0020	1	1				Insprutningspump	Injection pump		SEE GR 30, PAGE 211
0040	2	6			923705.0339	Insprutare	Injector		
0060	3	6			921580.0001	V-ring	V-ring		
0080	4	6			923107.0471	Ok	Yoke		
0100	5	6			923107.0472	Pinnskruv	Stud		
0120	6	6			923349.0347	Mutter	Nut		
0140	7	1			923107.0473	Tryckrör	Delivery pipe	CYL1	
0160	8	1			923107.0474	Tryckrör	Delivery pipe	CYL2	
0180	9	1			923107.0475	Tryckrör	Delivery pipe	CYL3	
0200	10	1			923107.0476	Tryckrör	Delivery pipe	CYL4	
0220	11	1			923107.0477	Tryckrör	Delivery pipe	CYL5	
0240	12	1			923107.0478	Tryckrör	Delivery pipe	CYL6	
0260	13	5			923107.0479	Klammer	Clamp	2RÖR/2PIPE	
0280		1			923107.0480	Klammer	Clamp	3RÖR/3PIPE	
0300		1			923259.0735	Klammer	Clamp	4RÖR/4PIPE	
0320		1			923107.0481	Klammer	Clamp	6RÖR/6PIPE	
0340	13A	1			923107.0482	Klammer	Clamp		
0360	14	1			923107.0468	Läckoljerör	Leak oil pipe		
0380	15	1			921554.0005	Skärring	Cone ring		
0400	16	1			921553.0005	Mutter	Nut		
0420	17	1			923259.0566	Hålskruv	Hollow screw		
0440	18	2			922371.0501	Packning	Gasket		
0460	19	1			923107.0470	Läckoljerör	Leak oil pipe		
0480	20	6			923259.0566	Hålskruv	Hollow screw		
0500	21	12			922371.0501	Tätning	Seal		
0520	22							NOT USED	
0540	23	1			920714.0002	Hålskruv	Hollow screw		
0560	24	2			921443.0003	Packning	Gasket		
0580	25	1			A27186.0100	Bränsleslang	Fuel hose		
0600	26	1			94101	Adapter	Adapter		
0620	27							NOT USED	
0640	28	1			923107.0461	Skruv	Screw		
0660	29	1			923705.0340	Klamma	Clamp		
0680	30	1			923349.0567	Mutter	Nut		
0700	31							NOT USED	



4810	Utgåva Issue		Bild nr Picture No		Insprutare TD630ME		Fuel injector TD630ME		
	980615		14861						
	Pos. Fig.	Antal/Quantity			Art nr Part No	Benämning	Description	Sats Kit	Anmärkning Notes
0020	1	1			923705.0339	Insprutare	Injector		
0040	2	1			923705.0341	•Spridare	•Nozzle		
0060	3	1				•Spridarhållare	•Nozzle holder		
0080	4	2			922371.0501	•Tätning	•Seal		
0100	5	1			923107.0486	•Skruv	•Screw		
0120	6	ERF			923107.0487	•Bricka	•Washer		TJ=1,00MM
0140		ERF				•Bricka	•Washer		TJ=1,02MM
0160		ERF			923107.0488	•Bricka	•Washer		TJ=1,04MM
0180		ERF			923107.0489	•Bricka	•Washer		TJ=1,08MM
0200		ERF			923468.0149	•Bricka	•Washer		TJ=1,10MM
0220		ERF			923107.0832	•Bricka	•Washer		TJ=1,12MM
0240		ERF				•Bricka	•Washer		TJ=1,14MM
0260		ERF			923107.0491	•Bricka	•Washer		TJ=1,16MM
0280		ERF				•Bricka	•Washer		TJ=1,18MM
0300		ERF			923107.0833	•Bricka	•Washer		TJ=1,20MM
0320		ERF				•Bricka	•Washer		TJ=1,22MM
0340		ERF			923107.0493	•Bricka	•Washer		TJ=1,24MM
0360		ERF			923107.0494	•Bricka	•Washer		TJ=1,28MM
0380		ERF			923468.0040	•Bricka	•Washer		TJ=1,30MM
0400		ERF			923107.0495	•Bricka	•Washer		TJ=1,32MM
0420		ERF				•Bricka	•Washer		TJ=1,34MM
0440		ERF			923107.0496	•Bricka	•Washer		TJ=1,36MM
0460		ERF				•Bricka	•Washer		TJ=1,38MM
0480		ERF			923107.0497	•Bricka	•Washer		TJ=1,40MM
0500		ERF			923107.0835	•Bricka	•Washer		TJ=1,42MM
0520		ERF			923107.0498	•Bricka	•Washer		TJ=1,44MM
0540		ERF			923107.0499	•Bricka	•Washer		TJ=1,48MM
0560		ERF			923349.0331	•Bricka	•Washer		TJ=1,50MM
0580		ERF				•Bricka	•Washer		TJ=1,52MM
0600		ERF				•Bricka	•Washer		TJ=1,54MM
0620		ERF			923107.0500	•Bricka	•Washer		TJ=1,56MM
0640		ERF				•Bricka	•Washer		TJ=1,58MM
0660		ERF			923107.0501	•Bricka	•Washer		TJ=1,60MM
0680		ERF			923107.0838	•Bricka	•Washer		TJ=1,62MM
0700		ERF			923107.0502	•Bricka	•Washer		TJ=1,64MM
0720		ERF			923107.0503	•Bricka	•Washer		TJ=1,68MM
0740		ERF			923109.0697	•Bricka	•Washer		TJ=1,70MM
0760		ERF			923107.0504	•Bricka	•Washer		TJ=1,72MM
0780		ERF				•Bricka	•Washer		TJ=1,74MM
0800		ERF			923107.0505	•Bricka	•Washer		TJ=1,76MM
0820		ERF				•Bricka	•Washer		TJ=1,78MM
0840		ERF			923107.0506	•Bricka	•Washer		TJ=1,80MM
0860		ERF				•Bricka	•Washer		TJ=1,82MM
0880		ERF				•Bricka	•Washer		TJ=1,84MM
0900		ERF			923107.0507	•Bricka	•Washer		TJ=1,86MM
0920		ERF			923107.0508	•Bricka	•Washer		TJ=1,88MM
0940		ERF				•Bricka	•Washer		TJ=1,90MM
0960		ERF			923107.0509	•Bricka	•Washer		TJ=1,92MM
0980		ERF				•Bricka	•Washer		TJ=1,94MM
1000		ERF			923107.0510	•Bricka	•Washer		TJ=1,96MM
1020		ERF				•Bricka	•Washer		TJ=1,98MM
1040	7								NOT USED
1060	8	1			923705.0342	•Tryckbult	•Clamping bolt		
1080	9								NOT USED
1100	10								NOT USED
1120	11								NOT USED
1140	12								NOT USED

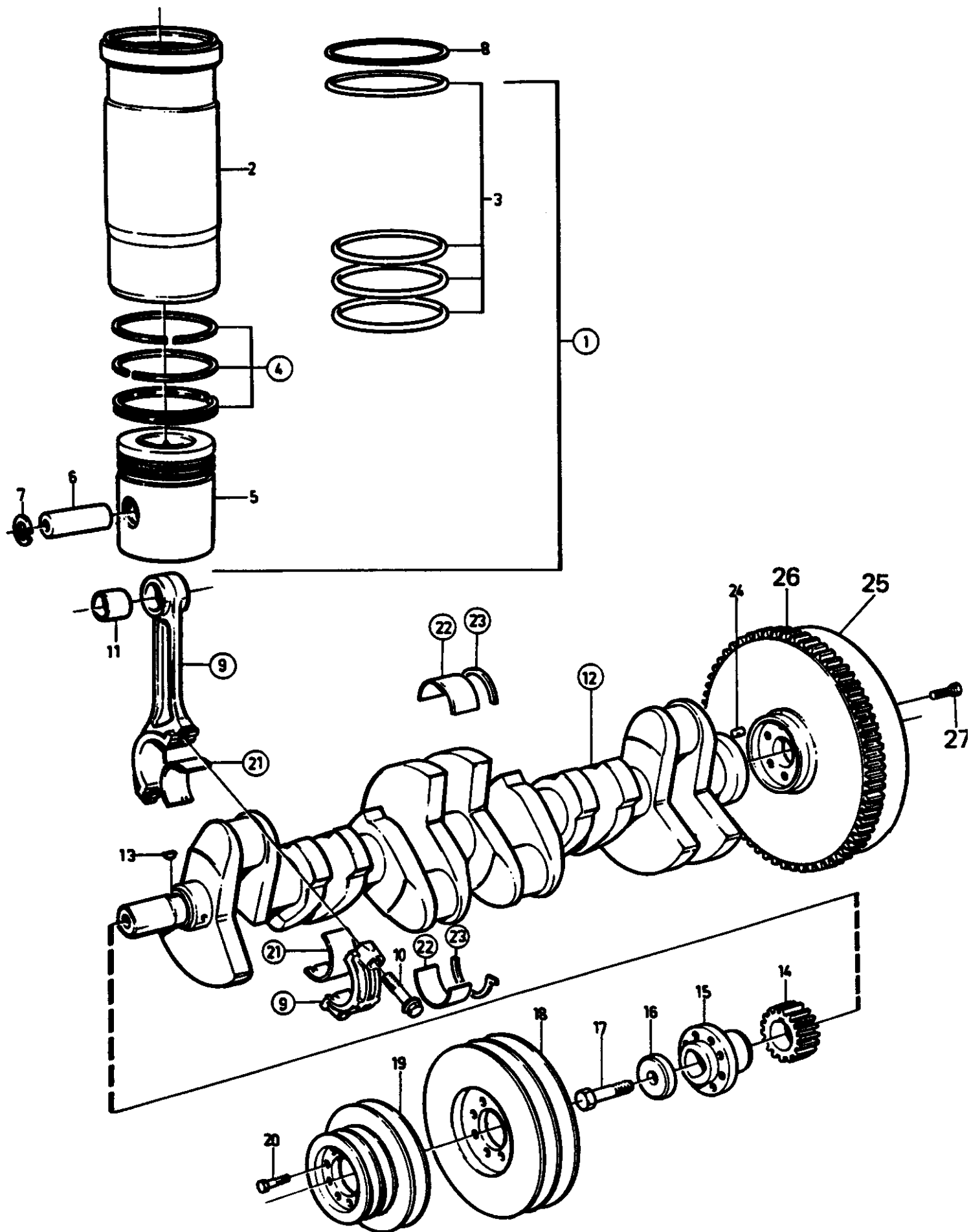


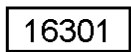
Reservdelar - Spare parts

30

213

4820	Utgåva Issue		Bild nr Picture No		Cylinderblock TD630ME		Cylinder block TD630ME	
	980615		21134					
Pos. Fig.	Antal/Quantity			Art nr Part No	Benämning	Description	Sats Kit	Anmärkning Notes
0020	1	1		923705.0343	Cylinderblock	Cylinder block		
0040	2	7			•Överfall	•Cap		
0060	3	1		923107.0218	•Pinne	•Pin		
0080	4	14		923705.0344	•Skruv	•Screw		
0100	5	1		923107.0220	•Bussning	•Bushing		
0120	6	1		923107.0221	•Bussning	•Bushing		
0140	7	1		923107.0222	•Bussning	•Bushing		
0160	8	1		923107.0223	•Bussning	•Bushing		
0180	9	1		923107.0224	•Bussning	•Bushing		
0200	10	1		923107.0225	•Bussning	•Bushing		
0220	11	1		923107.0226	•Bussning	•Bushing		
0240	12	2		923107.0678	•Propp	•Plug		
0260	13	2		920983.0002	•Packning	•Gasket		
0280	14	7		923107.0229	•Plugg	•Plug		
0300	14A	1		923349.0032	•Propp	•Plug		
0320	14B	2		923349.0032	•Propp	•Plug		ALT
0340	15	4		923349.0733	•Plugg	•Plug		
0360	16	2		3809	•Plugg	•Plug		
0380	16A	1		920715.0011	•Packning	•Gasket		
0400	16B	1		920307.005	•Plugg	•Plug		
0420	17	2		923107.0232	•Pinne	•Pin		
0440	18	6		923107.0233	•Plugg	•Plug		
0460	19	1		923107.0233	Plugg	Plug		
0480	20	1		923349.0416	Lock	Cover		
0500	21	1		923259.0824	Lock	Cover		
0520	22	1		923349.0417	Plåt	Plate		
0540	23	2		920027.001	Packning	Gasket		
0560	24	1		923349.0418	Lock	Cover		
0580	25	1		923349.0419	Rörpinne	Tabular pin		
0600	26	5		923349.0420	Skruv	Screw		
0620	27	5		923107.0264	Tätningssring	Seal ring		
0640	28	1		921443.0003	Packning	Gasket		
0660	29	1		923107.0458	Propp	Plug		
0680	30	6		923705.0166	Propp	Plug		103)
0700	31	1		923705.0168	Nippel	Nipple		
0720	32	1		923349.0313	Avtappningskran	Air venting cock		
0740	33	1		923107.0236	Rör	Pipe		
0760	34	1		921555.0002	Tätningssring	Seal ring		
0780	35	1		923107.0359	Skruv	Screw		
0800	36	1			Lyftöra	Lifting ear		
0820	37	2		923349.0421	Skruv	Screw		L=30 MM
0840	38	1			Lyftöra	Lifting ear		
0860	39	4		923349.0421	Skruv	Screw		L=30 MM
0880	40	1		923705.0345	Plugg	Plug		
0900	41	1		923107.0308	Tätningssmedel	Sealing compound		
0920	42	1		3809	Plugg	Plug		
0940	43	1		922531.0003	Nippel	Nipple		
0960	44	1		923546.0001	Tryckvakt	Pressure switch		
0980	45	1		425817.8034	Oljetryckgivare	Sensor,oil pressure		SATS/KIT





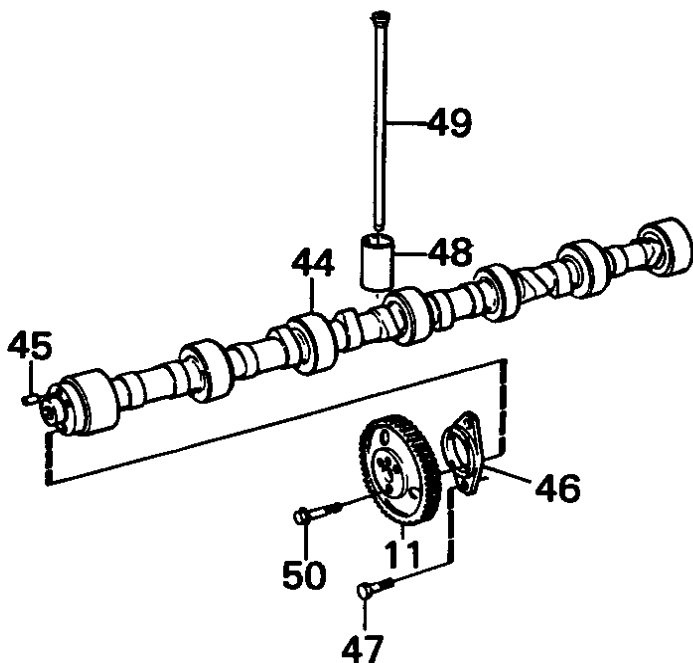
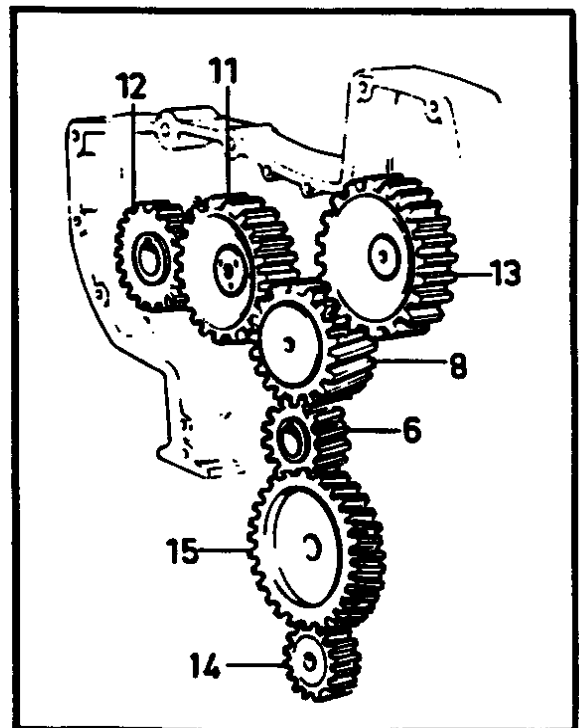
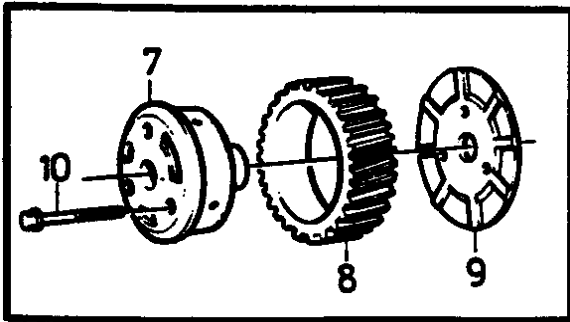
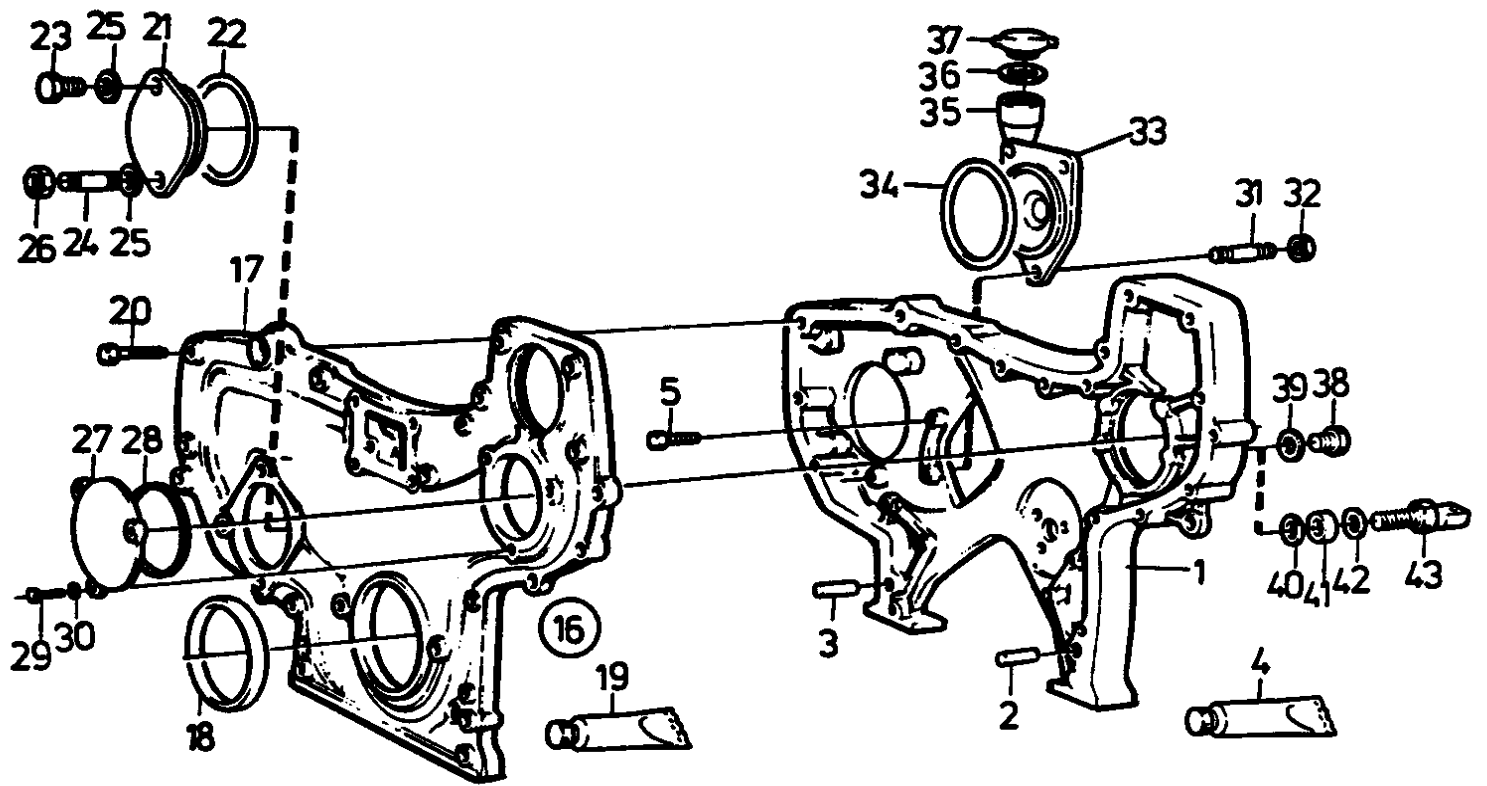
Reservdelar - Spare parts

30

217

4840

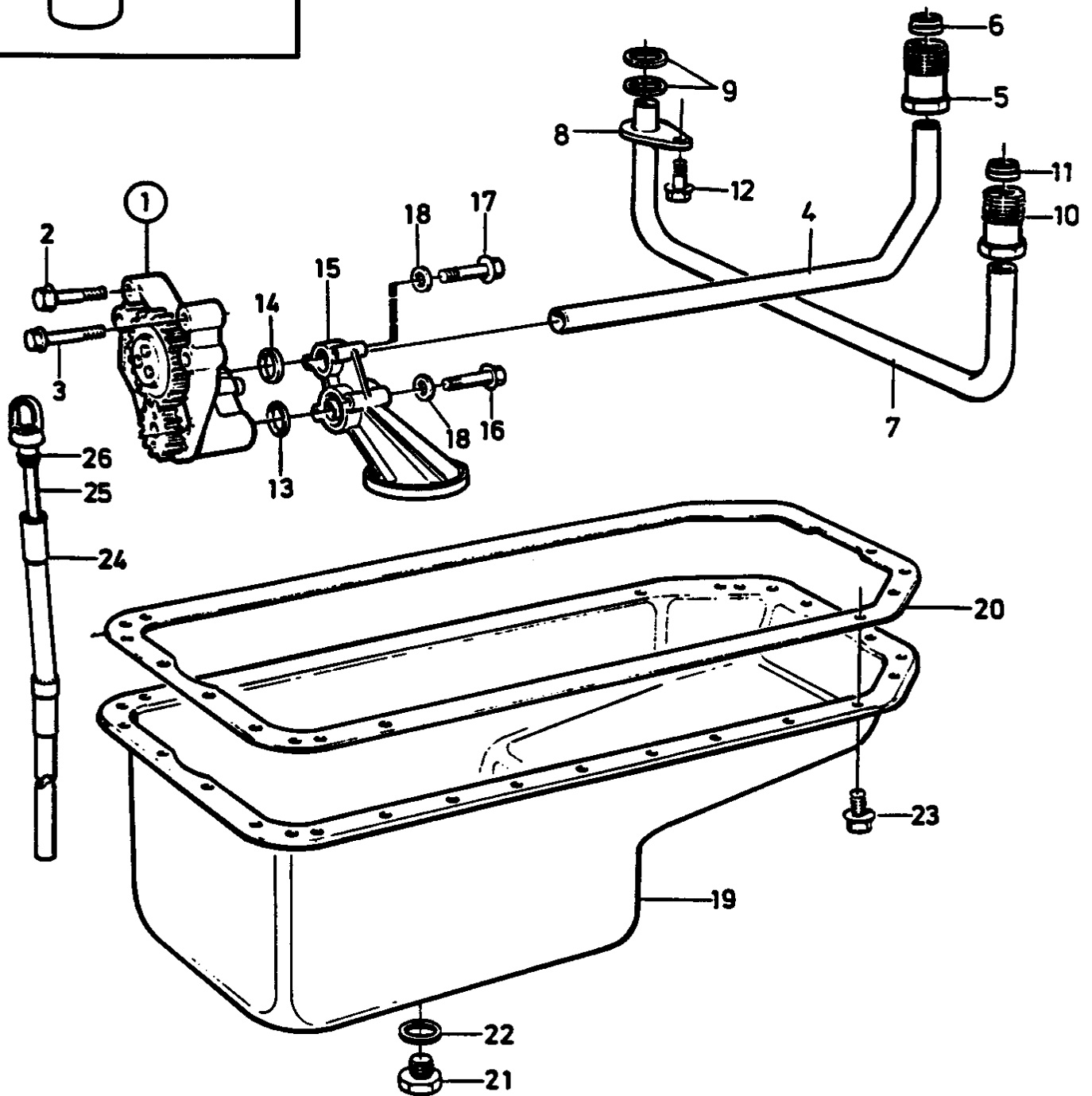
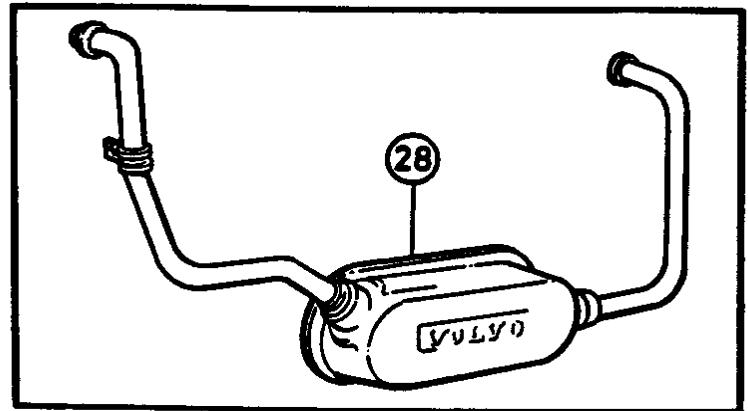
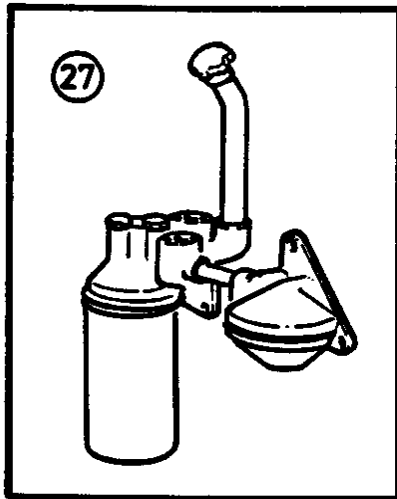
4840	Utgåva Issue		Bild nr Picture No		Cylinderlock TD630ME		Cylinder head TD630ME		
	980615		16301						
	Pos. Fig.	Antal/Quantity			Art nr Part No	Benämning	Description	Sats Kit	Anmärkning Notes
0020	1	2			923705.0352	Cylindertopp	Cylinder top		INSUG/INLET AVGAS/EXHAUST
0040	2	6			923705.0384	•Ventilsäte	•Valve seat		
0060	3	6			923705.0385	•Ventilsäte	•Valve seat		
0080	4	12			922371.0254	•Styrning	•Guide		
0100	5	6			921368.0004	•Packning	•Gasket		
0120	6	6			920030.003	•Hylsa	•Sleeve		
0140	7	8			920307.004	•Plugg	•Plug		
0160	7A	6			920307.004	•Plugg	•Plug		
0180	8	4			923107.0244	•Packning	•Gasket		
0200	9	8			923107.0245	•Plugg	•Plug		
0220	10	6			921581.0001	•Tätning	•Seal		INCL. IN 923110.0293
0240	11	6			920031.002	•O-ring	•O-ring		
0260	12	4			923349.0726	•Munstycke	•Jet		
0280	13	6			923107.0246	•Insugningsventil	•Induction valve		
0300	14	6			922371.0272	•Avgasventil	•Exhaust valve		
0320	15	12			922371.0258	•Fjäder	•Spring		
0340	16	12			922371.0273	•Bricka	•Washer		
0360	17	24			923349.0731	•Lås	•Lock		
0380	18	12			922371.0274	•Skyddsring	•Protection ring		
0400	19	6			923349.0425	Lagerbock	Bearing bracket		
0420	20	4			923107.0248	Pinnskruv	Stud		
0440	21	8			923107.0249	Skruv	Screw		
0460	22	2			923107.0250	Axel	Shaft		
0480	23	4			923107.0251	•Plugg	•Plug		
0500	24	6			923259.0641	Vipparm	Rocker arm		
0520		6			923107.0252	Vipparm	Rocker arm		
0540	25	12			923107.0253	•Bussning	•Bushing		
0560	26	12			923107.0254	•Bult	•Bolt		
0580	27	12			923107.0255	•Mutter	•Nut		D=26MM D=19MM D=14MM
0600	28	4			923107.0256	Fjäder	Spring		
0620	29	4			923107.0257	Låsring	Lock ring		
0640	30	4			923107.0258	Bricka	Washer		
0660	31	2			923107.0259	Packningssats	Gasket kit		
0680	32	2				•Packning	•Gasket		
0700	33	12			923107.0260	•Tätningsring	•Seal ring		
0720		16			921581.0003	•Tätningsring	•Seal ring		
0740		2			921581.0002	•Tätningsring	•Seal ring		
0760	34	40			923107.0261	Skruv	Screw		
0780	35	2			923107.0262	Kåpa	Cover		
0800	36								
0820	37	4			923107.0263	Mutter	Nut		
0840	38	4			923107.0264	Tätningsring	Seal ring		
0860	39	2			923107.0265	Packning	Gasket		
0880		1			923110.0293	Tätningssats	Seal kit		



Reservdelar - Spare parts

4850

4850	Utgåva Issue		Bild nr Picture No		Kamaxel,transmissionshus och drev TD630ME		Camshaft,timing gear and gears TD630ME		
	980615		21137						
	Pos. Fig.	Antal/Quantity			Art nr Part No	Benämning	Description	Sats Kit	Anmärkning Notes
0020	1	1			923107.0305	Transmissionshus	Transmission case		
0040	2	1			923705.0186	Pinne	Pin		
0060	3	1			923705.0185	Pinne	Pin		
0080	4	ERF			923107.0308	Tätningsmedel	Sealing compound		
0100	5	2			923705.0155	Skruv	Screw		L=28MM
0120	6	1			923107.0275	Kugghjul	Gear		VEVAXEL/CRANKSHAFT
0140	7	1			923468.0046	Spindel	Spindle		
0160	8	1			923705.0274	Kugghjul	Gear		
0180	9	1			923107.0313	Tryckbricka	Thrust washer		
0200	10	3			923705.0353	Skruv	Screw		
0220	11	1			923349.0382	Kugghjul	Gear		KAMAXEL/CAMSHAFT
0240	12	1			920270.006	Kugghjul	Gear		LUFTKOMP./AIR COMPR.
0260	13	1			923107.0453	Kugghjul	Gear		INSPRUTNINGSPUMP/ FUEL INJECTION PUMP
0280									OLJEPUMP/OIL PUMP
0300	14	1			923107.0620	Kugghjul	Gear		OLJEPUMP/OIL PUMP
0320	15	1			923705.0286	Kugghjul	Gear		
0340	16	1			923705.0275	Lock	Cover		
0360	17	1				•Lock	•Cover		
0380	18	1			922371.0343	•Tätningsring	•Seal ring		
0400	19	ERF			923107.0308	Tätningsmedel	Sealing compound		
0420	20	1			923107.0328	Skruv	Screw		L=90MM
0440		6			923107.0317	Skruv	Screw		L=80MM
0460		2			923107.0318	Skruv	Screw		L=45MM
0480		1			923107.0621	Skruv	Screw		L=55MM
0500		7			923107.0320	Skruv	Screw		L=40MM
0520	21	1			923259.0830	Lock	Cover		
0540	22	1			923349.0751	Tätning	Seal		
0560	23	1			923349.0752	Skruv	Screw		L=35MM
0580		1			923349.0807	Skruv	Screw		L=70MM
0600	24	1			923705.0277	Pinnskruv	Stud		
0620	25	2			923705.0354	Bricka	Washer		
0640	26	1			923349.0347	Mutter	Nut		
0660	27	1			923349.0426	Lock	Cover		
0680	28	1			923107.0326	O-ring	O-ring		
0700	29	3			923107.0327	Skruv	Screw		
0720	30	3			920771.0001	Låsbricka	Lock washer		
0740	31	3			923107.0324	Pinnbult	Stud		
0760	32	3			923107.0325	Mutter	Nut		
0780	33	1			922747.0001	Lock	Cover		
0800	34	1			4660	Tätningsring	Seal ring		
0820	35	1			923107.0752	Rör	Pipe		
0840	36	1			95110	Packning	Gasket		
0860	37	1			923107.0367	Lock	Cover		
0880	38	1			921022.0005	Propp	Plug		
0900	39	1			923107.0400	Kopparbricka	Copper washer		
0920	40	1			920777.0004	O-ring	O-ring		
0940	41	1			923705.0376	Distanshylsa	Spacer sleeve		
0960	42	1			923107.0400	Kopparbricka	Copper washer		
0980	43	1			923705.0377	Givare,varvtal	Transmitter,motor speed		
1000	44	1			923107.0299	Kamaxel	Cam shaft		
1020	45	1			383	Styrpinne	Guide pin		
1040	46	1			923107.0300	Fläns	Flange		
1060	47	2			923705.0278	Skruv	Screw		
1080	48	12			923107.0304	Ventillyftare	Tappet		
1100	49	12			922371.0127	Tryckstång	Push rod		
1140	50	1			923120.0689	Skruv	Screw		



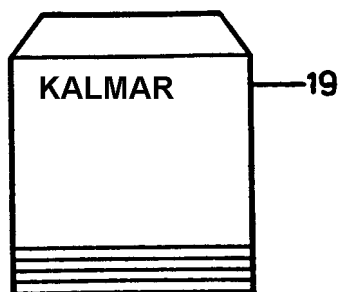
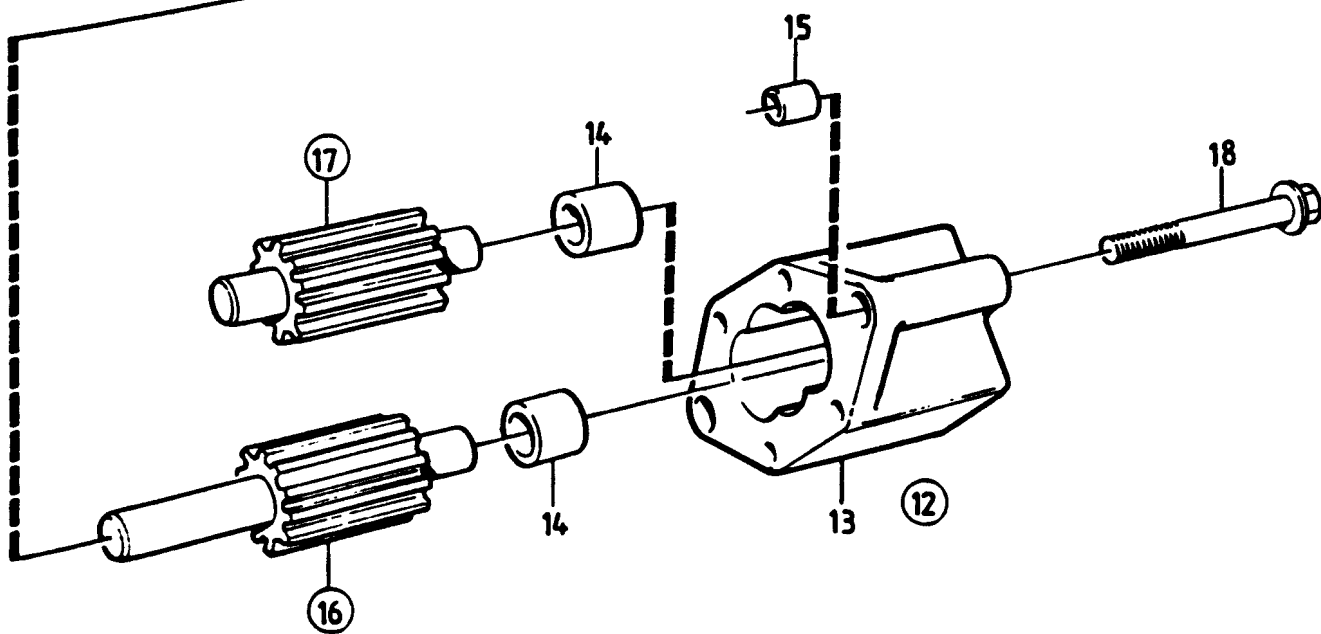
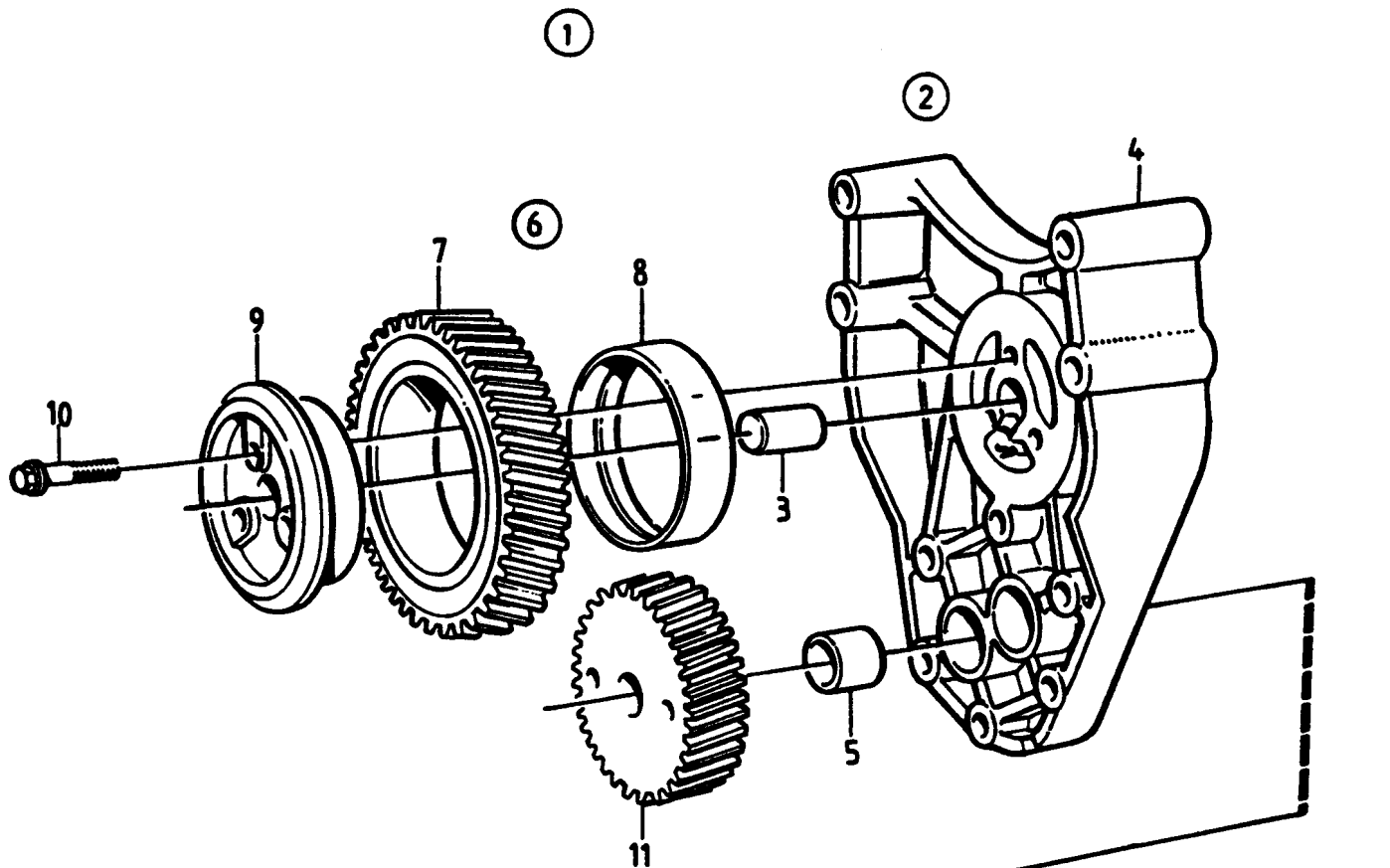
Reservdelar - Spare parts

30

221

4860

Utgåva Issue		Bild nr Picture No		Smörjsystem med oljesump TD630ME		Lubricating system with oil sump TD630ME		
980615		21171						
Pos. Fig.	Antal/Quantity			Art nr Part No	Benämning	Description	Sats Kit	Anmärkning Notes
1	1			923349.0568	Oljepump	Oil pump		SEE GR 30, PAGE 223
2	4			923107.0249	Skruv	Screw		
3	2			923705.0322	Skruv	Screw		
4	1			923705.0371	Tryckoljerör	Pressure oil pipe		
5	1			923107.0353	•Koppling	•Fitting		
6	1			923107.0354	•Skärring	•Cone ring		
7	1			923705.0283	Tryckoljerör	Pressure oil pipe		
8	1			923107.0358	•Klamma	•Clamp		
9	2			923107.0355	•Tätningsring	•Seal ring		
10	1			923107.0353	Koppling	Fitting		
11	1			923107.0354	Skärring	Cone ring		
12	1			923107.0359	Skruv	Screw		
13	1			923107.0374	O-ring	O-ring		
14	1			923107.0355	Tätningsring	Seal ring		
15	1			923349.0569	Sil	Strainer		
16	2			923705.0372	Skruv	Screw		
17	2			923705.0373	Skruv	Screw		
18	4			923107.0350	Bricka	Washer		
19	1			923107.0362	Oljesump	Oilsump		
20	1			923349.0553	Packning	Gasket		
21	1			921753.0002	Plugg	Plug		
22	1			923107.0363	Packning	Gasket		
23	34			923107.0359	Skruv	Screw		
24	1			923107.0365	Rör	Pipe		
25	1			923349.0431	Nivåsticka	Dipstick		
26	1			923107.0869	•O-ring	•O-ring		
27	1				Oljefilter	Oil filter	SEE GR 30, PAGE 225	
28	1				Oljekylare	Oil cooler	SEE GR 30, PAGE 225	



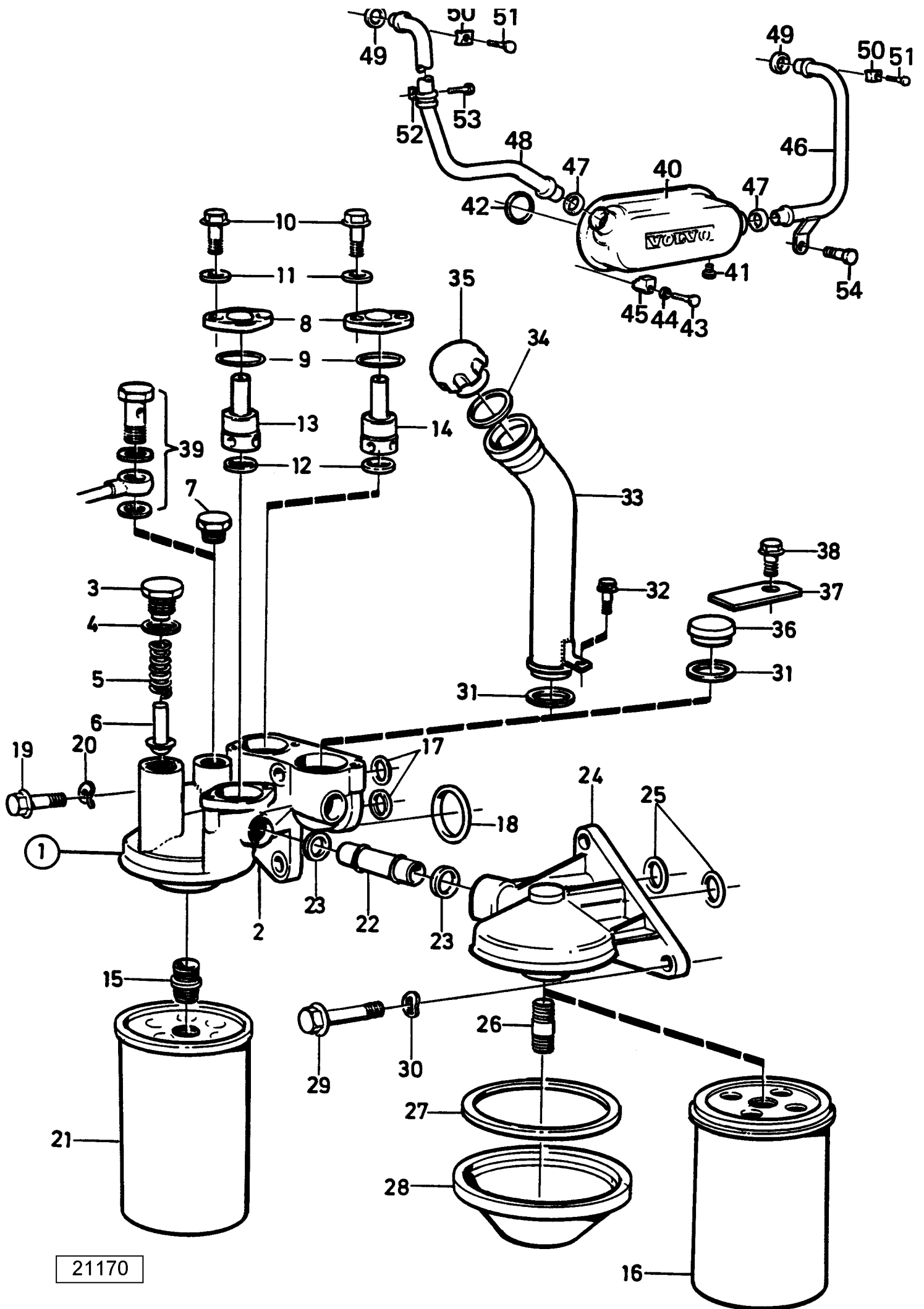
Reservdelar - Spare parts

30

223

4870

4870	Utgåva Issue		Bild nr Picture No		Oljepump TD630ME		Oil pump TD630ME		
	980615		21125						
	Pos. Fig.	Antal/Quantity			Art nr Part No	Benämning	Description	Sats Kit	Anmärkning Notes
0020	1	1			923107.0624	Oljepump	Oil pump		
0040	2	1			923705.0285	•Konsol	•Bracket		
0060	3	1			923107.0232	•Pinne	•Pin		
0080	4	1				••Konsol	••Bracket		
0100	5	2			923349.0958	•••Bussning	•••Bushing		
0120	6	1			923705.0286	•Kugghjul	•Gear		
0140	7	1				••Kugghjul	••Gear		
0160	8	2				••Bussning	••Bushing		
0180	9	1			923259.0375	•Lagerhållare	•Bearing holder		
0200	10	3			923705.0287	•Skruv	•Screw		
0220	11	1			923107.0620	•Kugghjul	•Gear		
0240	12	1				•Hus	•Housing		
0260	13	1				••Hus	••Housing		
0280	14	2			923349.0958	•••Bussning	•••Bushing		
0300	15	2			923349.0957	••Styrhylsa	••Guide sleeve		
0320	16	1				•Axel	•Shaft		
0340	17	1				•Axel	•Shaft		
0360	18	2			923107.0347	•Skruv	•Screw		
0380	19	1			923349.0048	Rep.sats	Repair kit		



21170

Reservdelar - Spare parts

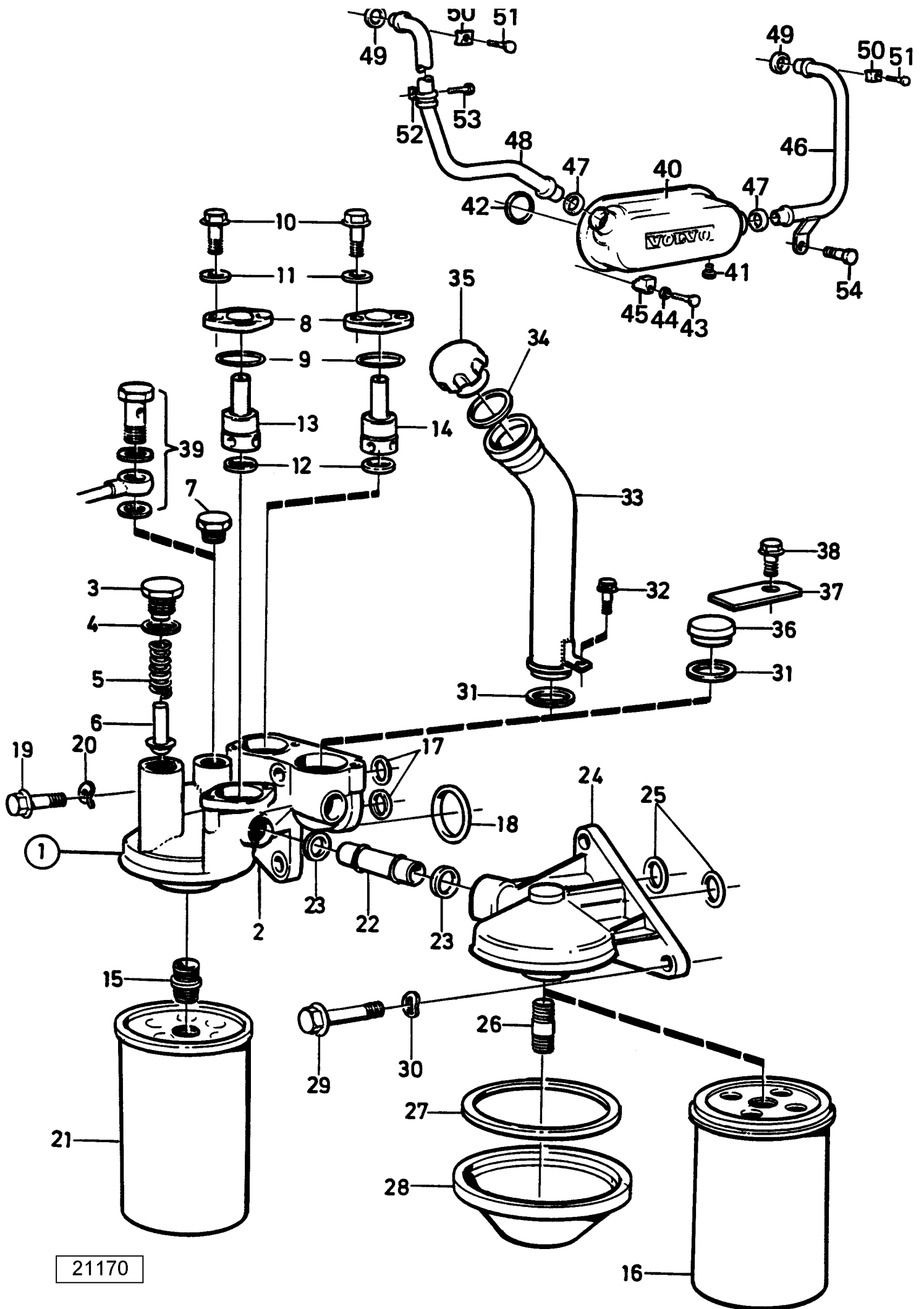
30

225

4880	Utgåva Issue		Bild nr Picture No		Oljefilter och oljekylare TD630ME		Oil filter and oil cooler TD630ME			
	980615		21170							
	Pos. Fig.	Antal/Quantity			Art nr Part No	Benämning	Description	Sats Kit	Anmärkning Notes	
0020	1	1			923107.0369	Filterhus	Filter housing		ALT	
0040	2	1				•Hus	•Housing			
0060	3	1			923705.0367	Plugg	Plug			
0080	4	1			920058.004	Packning	Gasket			
0100	5	1			923107.0371	Fjäder	Spring			
0120	6	1			923107.0372	Ventil	Valve			
0140	7	1			923705.0166	Propp	Plug			
0160	8	2			923705.0368	Lock	Cover			
0180	9	2			923107.0374	O-ring	O-ring			
0200	10	4			923705.0281	Skruv	Screw			
0220	11									NOT USED
0240	12	2			923107.0376	Tätningsring	Seal ring			
0260	13	1			923107.0377	Reduceringsventil	Reducing valve			
0280	14	1			923259.0743	Reduceringsventil	Reducing valve			
0300	15	1			923109.0231	Nippel	Nipple			
0320	16	1			923110.0057	Smörjoljefilter	Lubricating oil filter			ALT,BY-PASS,HJB 3000- 3750 TVÅ SMÖRJOLJE- FILTER POS 21 + 16/ TWO LUBRICATING OIL FILTERS FIG. 21 + 16
0321										
0322										
0323										
0324										
0340	17	2			920777.0004	O-ring	O-ring			
0360	18	1			923107.0380	O-ring	O-ring			
0380	19	2			923349.0780	Skruv	Screw		L=25MMM L=65MMM	
0400		1			923705.0369	Skruv	Screw			
0420	20	3			923107.0382	Fjädrande bricka	Resilient washer			
0440	21	1			921691.0001	Smörjoljefilter	Lubricating oil filter		-HJB 2750 ETT SMÖRJ- OLJEFILTER POS 21/ ONE LUBRICATING OIL FILTER FIG. 21	
0441										
0442										
0443										
0460	22	1			923107.0383	Rör	Pipe			
0480	23	2			923107.0355	Tätningsring	Seal ring			
0500	24	1			923107.0384	Hus	Housing			
0520	25	2			920777.0004	O-ring	O-ring			
0540	26	1			923107.0385	Nippel	Nipple			
0560	27	1			923349.0432	O-ring	O-ring			
0580	28	1			923107.0387	Lock	Cover			
0600	29	3			923349.0780	Skruv	Screw		L=25MM	
0620	30	3			923107.0382	Fjädrande bricka	Resilient washer			
0640	31	1			923107.0868	Tätningsring	Seal ring			
0660	32	1			923107.0359	Skruv	Screw			
0680	33	1			921074.0002	Rör	Pipe			
0700	34	1			95110	Packning	Gasket			
0720	35	1			923107.0367	Lock	Cover			
0740	36	1				Plugg	Plug		ALT	
0760	37	1				Fäste	Bracket		ALT	
0780	38	1			923107.0359	Skruv	Screw		ALT	
0800	39	1				Tryckoljerör	Pressure oil pipe		SEE GR 30, PAGE 247	
0820	40	1			923110.0066	Oljekylare	Oil cooler			
0840	41	1			921559.0001	•Propp	•Plug			
0860	42	2			923107.0388	Tätningsring	Seal ring			
0880	43	4			923705.0289	Skruv	Screw			
0900	44	4			923107.0382	Fjädrande bricka	Resilient washer			
0920	45	4			923705.0290	Hållare	Holder			
0940	46	1			923705.0370	Kylvattenrör	Cooling pipe		68)	
0960	47	2			923107.0392	Tätningsring	Seal ring			
0980	48	1			923107.0448	Kylvattenrör	Cooling pipe		69)	
1000	49	2			923107.0393	Tätningsring	Seal ring			
1020	50	2			923349.0041	Klamma	Clamp			
1040	51	1			923107.0359	Skruv	Screw		L=16MM	

68. Cylinderblock-oljekylare Cylinder block-oil cooler

69. Oljekylare-Termostathus Oil cooler-Thermostat housing

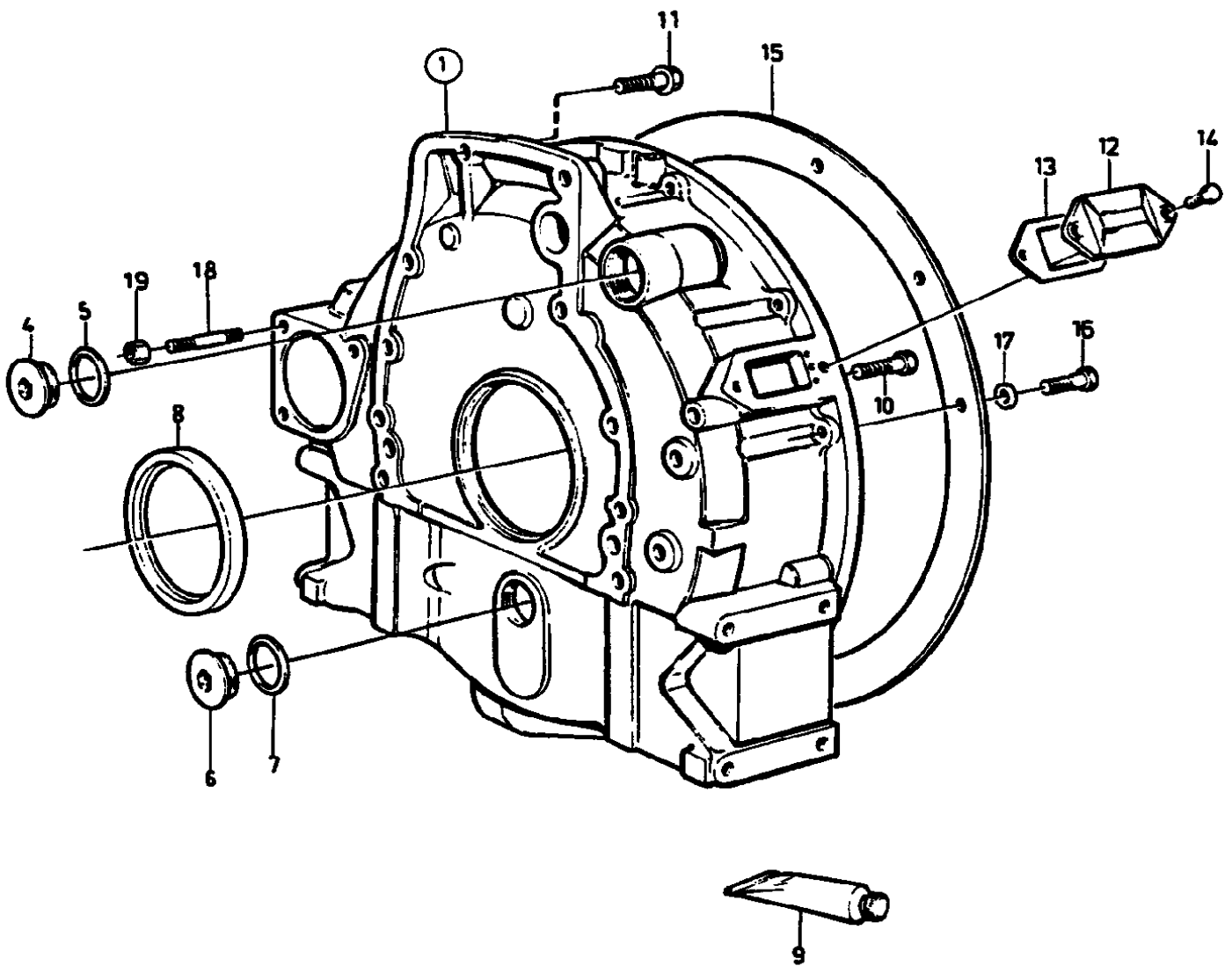
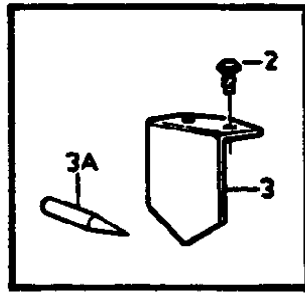


21170

Reservdelar - Spare parts
30
227

4880

Utgåva Issue		Bild nr Picture No		Oljefilter och oljekylare TD630ME		Oil filter and oil cooler TD630ME		
980615		21170						
Pos. Fig.	Antal/Quantity			Art nr Part No	Benämning	Description	Sats Kit	Anmärkning Notes
52	1			923349.0042	Skruv	Screw		L=20MM
53	1			923107.0638	Klamma	Clamp		
	1			923107.0359	Skruv	Screw		
54	1			923107.0543	Skruv	Screw		



21172

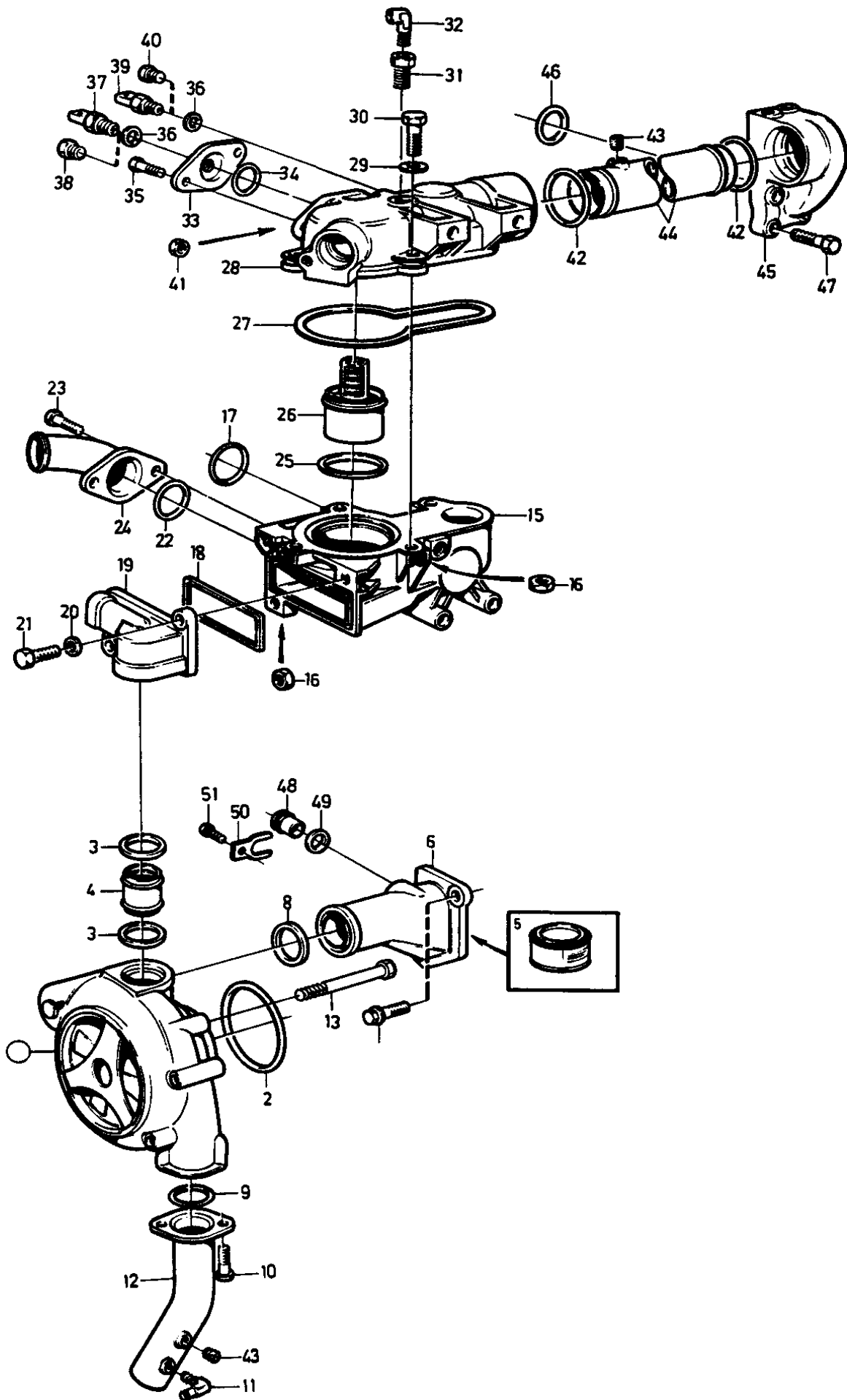
Reservdelar - Spare parts

30

229

4890

Utgåva Issue		Bild nr Picture No		Svänghjulskåpa TD630ME		Flywheel housing TD630ME		
980615		21172						
Pos. Fig.	Antal/Quantity			Art nr Part No	Benämning	Description	Sats Kit	Anmärkning Notes
1	1			923349.0734	Svänghjulskåpa	Flywheel casing		
2	2			923349.0423	Skruv	Screw		
3	1			923349.0424	Visare	Pointer		
3A	1			923705.0374	Visare	Pointer		
4	1			923107.0678	Propp	Plug		
5	1			920983.0002	Packning	Gasket		
6	1			923107.0678	Propp	Plug		
7	1			920983.0002	Packning	Gasket		
8	1			923107.0237	Tätningsring	Seal ring		
9	ERF			923107.0308	Tätningsmedel	Sealing compound		
10	6			923349.0736	Skruv	Screw		L=55MM
	2			923349.0737	Skruv	Screw		L=75MM
11	2			923349.0738	Skruv	Screw		L=65MM
12	1			923349.0739	Lock	Cover		
13	1			923349.0469	Packning	Gasket		
14	2			923349.0740	Skruv	Screw		
15	1			923705.0375	Distansring	Spacer ring		EJ/NOT FLEXPLATES
16	12			923349.0351	Skruv	Screw		EJ/NOT FLEXPLATES
17	12			98202	Bricka	Washer		EJ/NOT FLEXPLATES
18	3			923107.0536	Pinnskruv	Stud		
19	3			923349.0347	Mutter	Nut		



Reservdelar - Spare parts

30

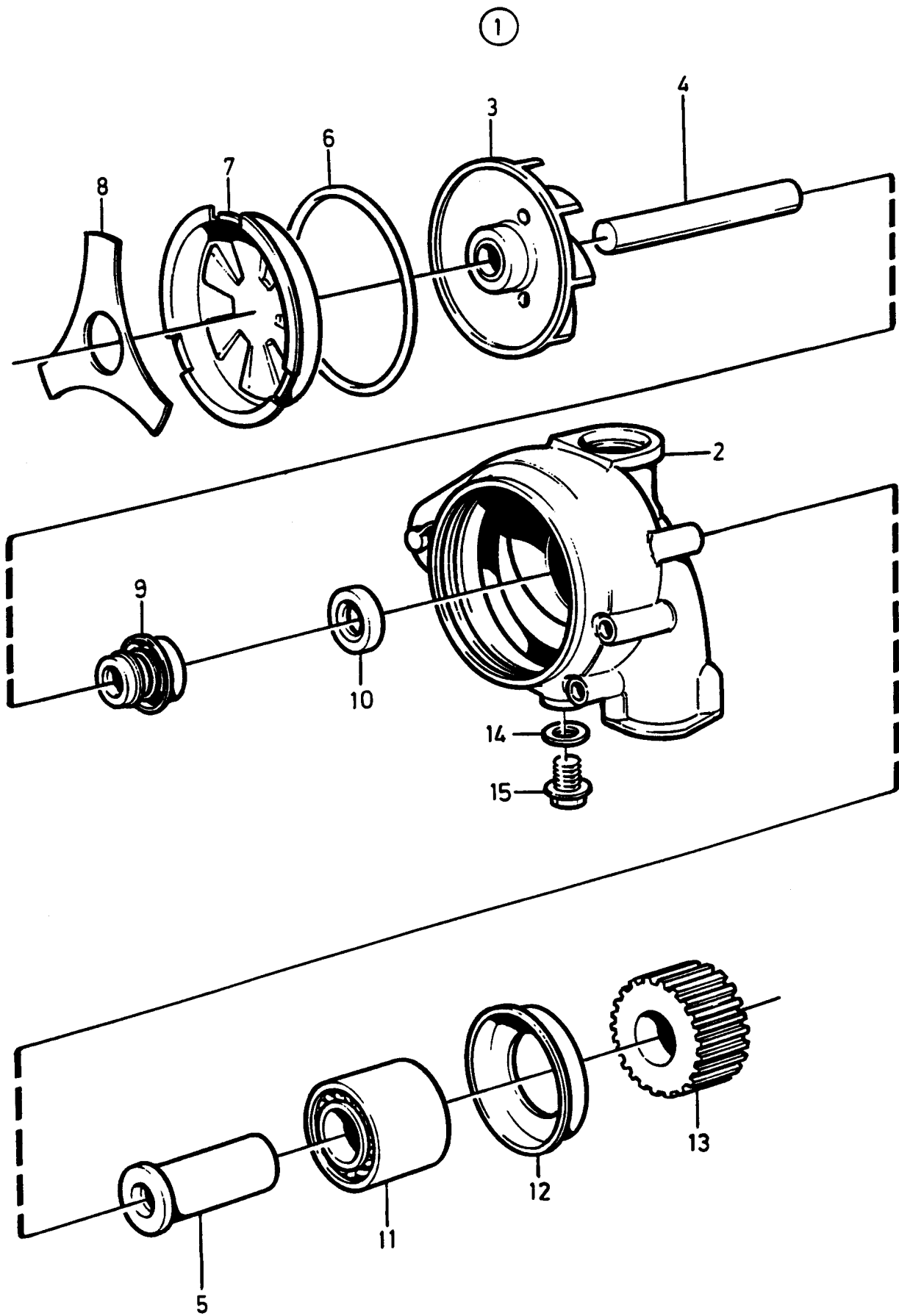
231

4900

4900	Utgåva Issue		Bild nr Picture No		Vattenpump och termostat med monteringsdetaljer TD630ME		Water pump and thermostat with installation details TD630ME		
	980615		21139						
	Pos. Fig.	Antal/Quantity			Art nr Part No	Benämning	Description	Sats Kit	Anmärkning Notes
0020	1	1			923349.0765	Vattenpump	Water pump		SEE GR 30, PAGE 233
0040	2	1			923107.0412	O-ring	O-ring		
0060	3	2			923107.0403	Tätningsring	Seal ring		
0080	4	1			923107.0404	Rör	Pipe		
0100	5	ERF			923107.0308	Tätningsmedel	Sealing compound		
0120	6	1			923705.0364	Mellanstycke	Intermediate piece		
0140	7	2			923107.0327	Skruv	Screw		
0160	8	1			923107.0368	Tätningsring	Seal ring		
0180	9	1			923107.0396	O-ring	O-ring		
0200	10	2			923107.0327	Skruv	Screw		
0220	11	1			94123	Nippel	Nipple		
0240	12	1			923107.0395	Kylvattenrör	Cooling pipe		
0260		1			922117.0003	Kylvattenrör	Cooling pipe		212)
0280	13	4			923107.0401	Skruv	Screw		
0300	14	3			923107.0402	Skruv	Screw		
0320	15	1			923349.0766	Termostathus	Thermostat housing		184)
0340	16	7			923107.0398	Mutter	Nut		
0360	17	1			923107.0408	O-ring	O-ring		
0380	18	1			923107.0413	Tätningsring	Seal ring		
0390	19	1			923705.0363	Hus	Housing		STD
0400		1			923110.0418	Hus	Housing		FOR AIR COMPRESSOR
0420	20	2			920771.0001	Låsbricka	Lock washer		
0440	21	2			923107.0327	Skruv	Screw		
0460	22	1			923107.0396	O-ring	O-ring		
0480	23	2			923107.0327	Skruv	Screw		
0500	24	1			923107.0397	Rör	Pipe		
0540	25	1			923107.0414	Tätningsring	Seal ring		
0550	26	1			923110.0351	Termostat	Thermostat		75°C BLÅ/BLUE
0560	27	1			923107.0415	Tätningsring	Seal ring		
0580	28	1			923349.0767	Lock	Cover		
0600	29	4			920771.0001	Låsbricka	Lock washer		
0620	30	4			923259.0678	Skruv	Screw		
0640	31	1			923349.0043	Nippel	Nipple		
0660	32	1			923705.0295	Vinkelnippel	Nipple		
0680	33	1			923349.0315	Fläns	Flange		
0700	34	1			923107.0847	O-ring	O-ring		
0720	35	2			923107.0327	Skruv	Screw		
0740	36	2			923107.0400	Packning	Gasket		
0760	37	1			923400.0001	Givare,kylvattentemp.	Sensor,cool.water temp.		
0780	38	1			921022.0005	Propp	Plug		ALT
0800	39	1			920822.0005	Givare,temperaturvakt	Sensor,temperature		
0820	40	1			921022.0005	Propp	Plug		ALT
0840	41	2			923107.0398	Mutter	Nut		
0860	42	2			923107.0403	Tätningsring	Seal ring		
0880	43	2			923705.0167	Propp	Plug		
0900	44	1			923107.0405	Rör	Pipe		
0920	45	1			923107.0406	Rör	Pipe		
0940	46	1			923107.0408	O-ring	O-ring		
0960	47	1			923705.0289	Skruv	Screw		L=50MM
0980		2			923107.0407	Skruv	Screw		L=45MM
1000	48	1			923107.0643	Propp	Plug		
1020	49	1			923107.0340	Tätningsring	Seal ring		
1040	50	1			923107.0341	Bygel	Yoke		
1060	51	1			923107.0342	Skruv	Screw		

184. Anodiserat Anodic treatment

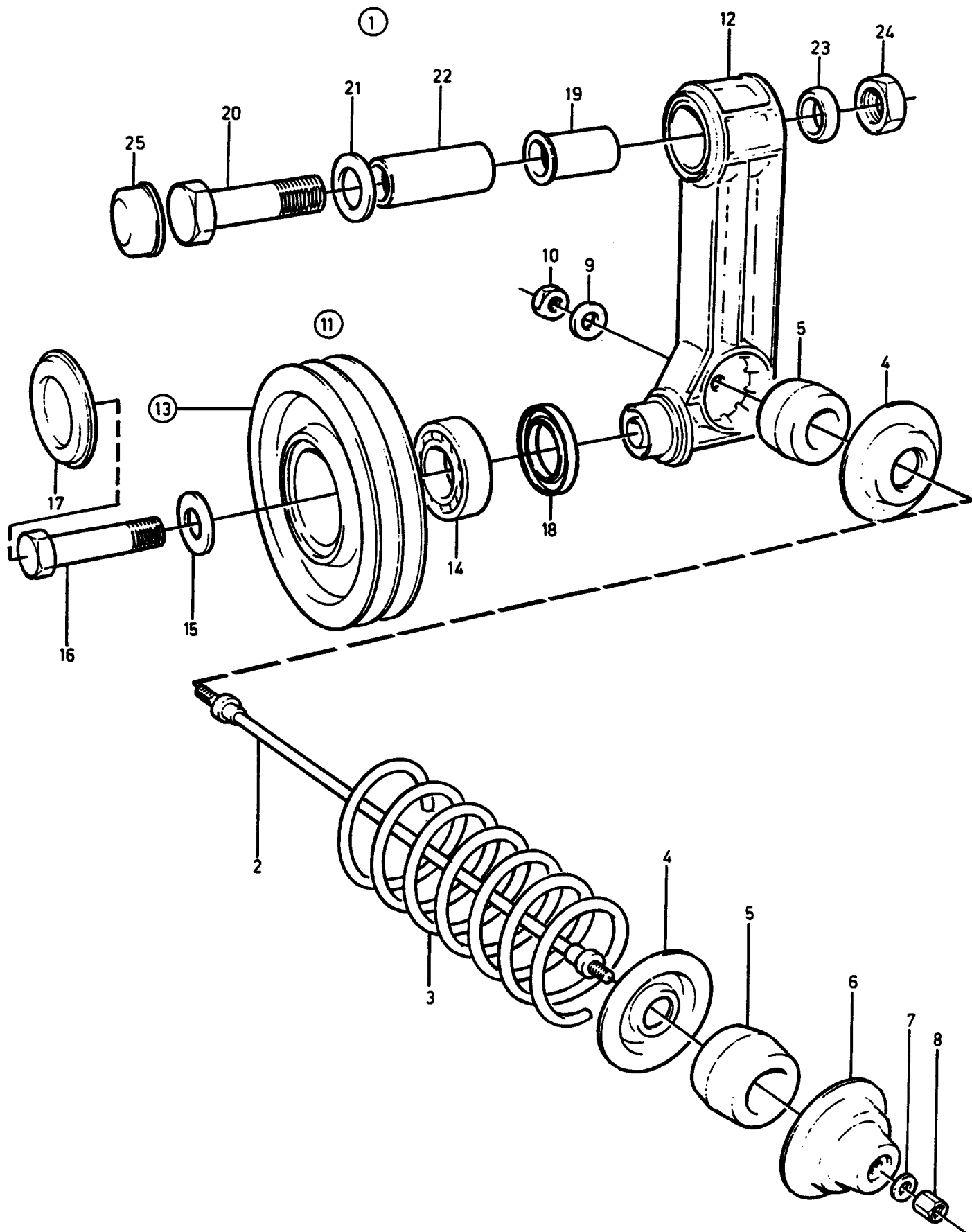
212. Används då vevaxelmonterad fläkt är monterad Is used when crankshaft mounted fan is mounted



Reservdelar - Spare parts
30
233

4910

4910	Utgåva Issue		Bild nr Picture No		Vattenpump TD630ME		Water pump TD630ME		
	980615		20307						
	Pos. Fig.	Antal/Quantity			Art nr Part No	Benämning	Description	Sats Kit	Anmärkning Notes
0020	1	1			923349.0765	Vattenpump	Water pump		
0040		1			923349.0452	•Rep.sats	•Repair kit		
0060	2	1				•Hus	•Housing		
0080	3	1			923705.0296	•Pumphjul	•Impeller		
0100	4	1			923259.0775	•Axel	•Shaft		
0120	5	1			923349.0772	•Axel	•Shaft		
0140	6	1			923349.0773	•O-ring	•O-ring		
0160	7	1			923349.0774	•Lock	•Cover		
0180	8	1			923349.0775	•Fjäder	•Spring		
0200	9	1			923349.0571	•Tätningsring	•Seal ring		
0220	10	1			923109.0276	•Tätningsring	•Seal ring		
0240	11	1			923107.0411	•Lager	•Bearing		
0260	12	1			923349.0776	•Låsring	•Lock ring		
0280	13	1			923349.0777	•Kugghjul	•Gear		
0300	14	1			923349.0045	•Bricka	•Washer		
0320	15	1			923107.0568	•Skruv	•Screw		



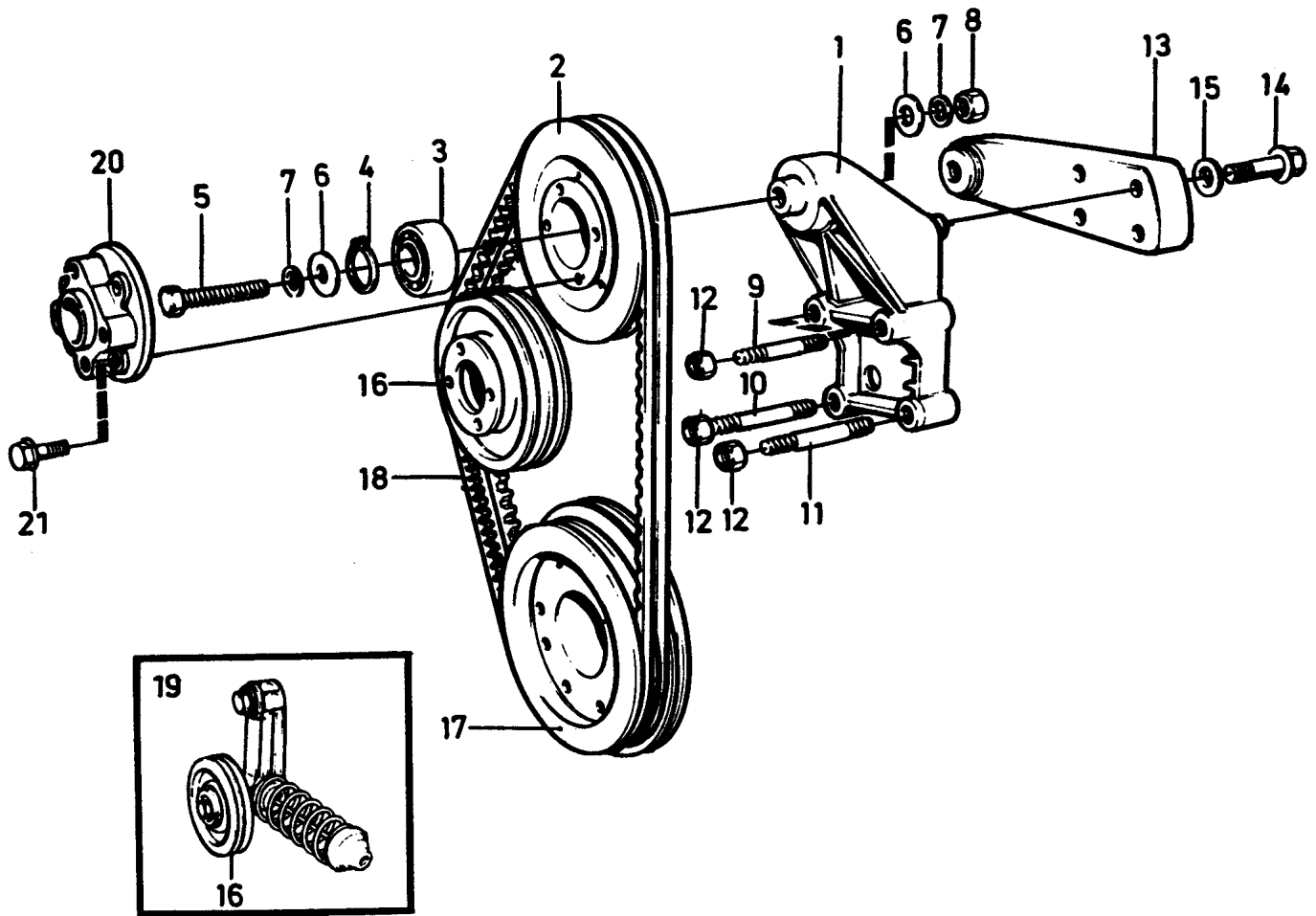
Reservdelar - Spare parts

30

235

4920

4920	Utgåva Issue		Bild nr Picture No		Automatisk remsträckare med monteringsdetaljer TD630ME		Automatic belt tensioner and installation components, TD630ME		
	Pos. Fig.	Antal/Quantity			Art nr Part No	Benämning	Description	Sats Kit	Anmärkning Notes
0020	1	1				Remsträckare	Belt adjuster		
0040	2	1			923107.0421	•Wire	•Wire		
0060	3	1			923107.0422	•Fjäder	•Spring		
0080	4	2			923107.0423	•Bricka	•Washer		
0100	5	2			923107.0424	•Bussning	•Bushing		
0120	6	1			923107.0425	•Fjäderfäste	•Spring bracket		
0140	7	1			3019	•Bricka	•Washer		
0160	8	1			923107.0426	•Mutter	•Nut		
0180	9	1			920296.001	•Bricka	•Washer		
0200	10	1			923107.0428	•Mutter	•Nut		
0220	11	1				•Remsträckare	•Belt adjuster		
0240	12	1			923107.0429	••Arm	••Arm		
0260	13	1			923107.0433	••Remskiva	••Pulley		
0280	14	1			923107.0132	•••Kullager	•••Ball bearing		
0300	15	1			923107.0438	••Bricka	••Washer		
0320	16	1			923107.0437	••Skruv	••Screw		
0340	17	1			923107.0436	••Kåpa	••Cover		
0360	18	1			923107.0435	••Tätningsring	••Seal ring		
0380	19	1			923107.0434	••Bussning	••Bushing		
0400	20	1			923107.0430	Skruv	Screw		
0420	21	1			4692	Bricka	Washer		
0440	22	1			923107.0431	Axel	Shaft		
0460	23	1			923349.0318	Tätningsring	Seal ring		
0480	24	1			923107.0432	Mutter	Nut		
0500	25	1			923349.0046	Skyddskåpa	Protecting cover		



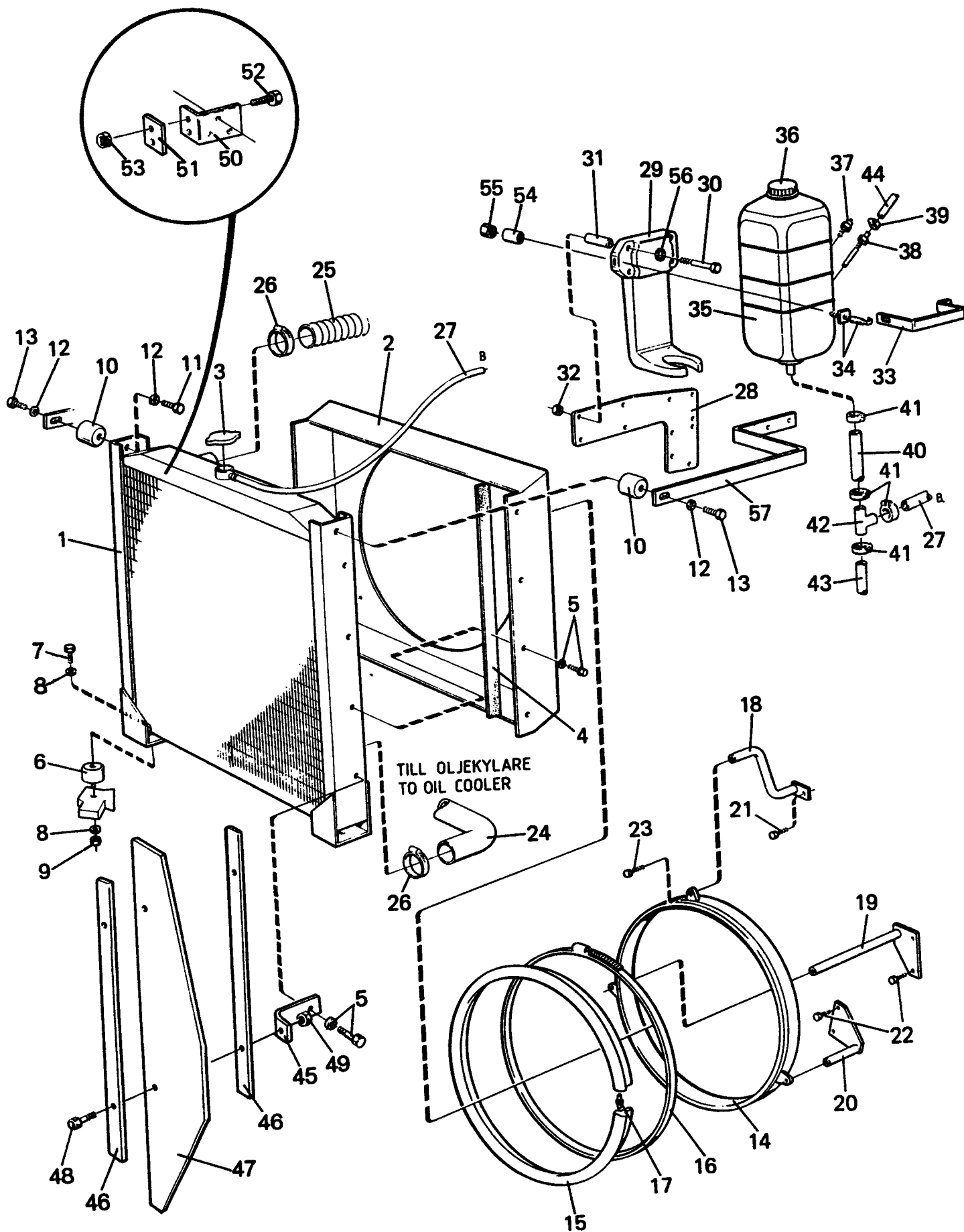
Reservdelar - Spare parts

30

237

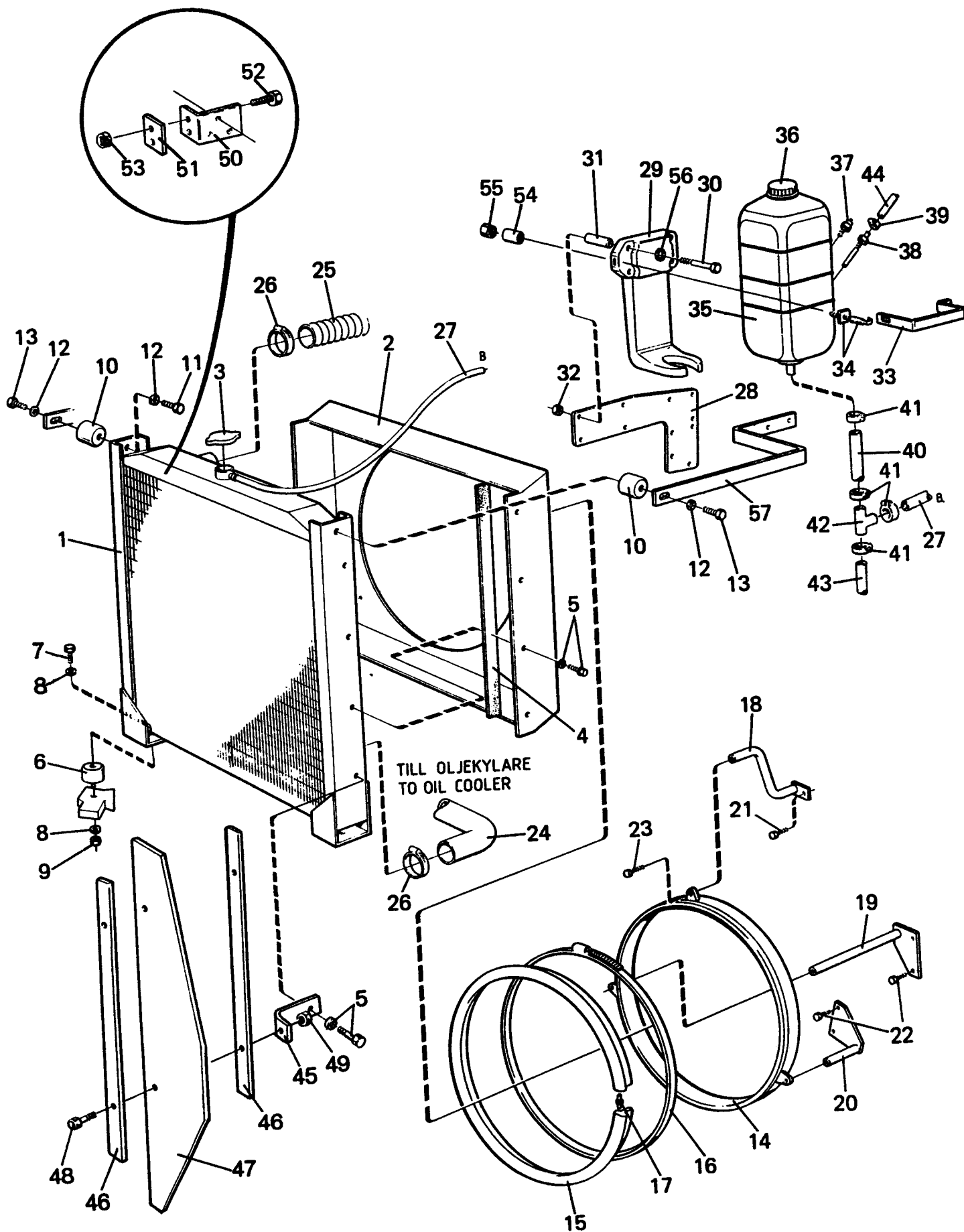
4930

4930	Utgåva Issue 980615		Bild nr Picture No 20311		Monteringsdetaljer, fläkt TD630ME		Installation components, Fan TD630ME		
Pos. Fig.		Antal/Quantity			Art nr Part No	Benämning	Description	Sats Kit	Anmärkning Notes
0020	1	1			923349.0323	Konsol	Bracket		3SPÅR-3GROOVE,D=159MM FLÄKTUTVÄXLING 1:1/ FAN GEAR RATIO 1:1 D=140MM FLÄKTUTVÄXLING 1:1.14 FAN GEAR RATIO 1:1.14 L=170MM L=45MM L=80MM SEE GR 30, PAGE 235 SEE GR 30, PAGE 215 L=2X1175, FLÄKTUTVÄXLING 1:1/ FAN GEAR RATIO 1:1 L=2X1150 FLÄKTUTVÄXLING 1:1.14 FAN GEAR RATIO 1:1.14 SEE GR 30, PAGE 235 L=43MM L=20MM
0030	2	1			920018.009	Remskiva	Pulley		
0031									
0032									
0040	2	1			923705.0365	Remskiva	Pulley		
0041									
0042									
0080	3	1			923109.0541	Kullager	Ball bearing		
0100	4	1			923109.0542	Spärring	Retaining ring		
0120	5	1			923705.0297	Skruv	Screw		
0140	6	2			923109.0544	Bricka	Washer		
0160	7	2			923109.0545	Bricka	Washer		
0180	8	1			923349.0781	Mutter	Nut		
0200	9	2			923349.0319	Pinnskruv	Stud		
0220	10	1			923705.0277	Pinnskruv	Stud		
0240	11	1			923705.0298	Pinnskruv	Stud		
0260	12	4			923349.0347	Mutter	Nut		
0280	13	1			923349.0321	Fäste	Bracket		
0300	14	4			923107.0621	Skruv	Screw		
0320	15	4			923107.0350	Bricka	Washer		
0340	16	1				Remskiva	Pulley		
0360	17	1				Remskiva	Pulley		
0370	18	1			923110.0055	Kilremssats	V-belt kit		
0371									
0372									
0380		1			923705.0366	Kilremssats	V-belt kit		
0381									
0382									
0400	19	1				Automatisk remspännare	Automatic belt tensioner		
0420	20	1			923109.0547	Nav	Hub		
0440	21	4			923107.0543	Skruv	Screw		



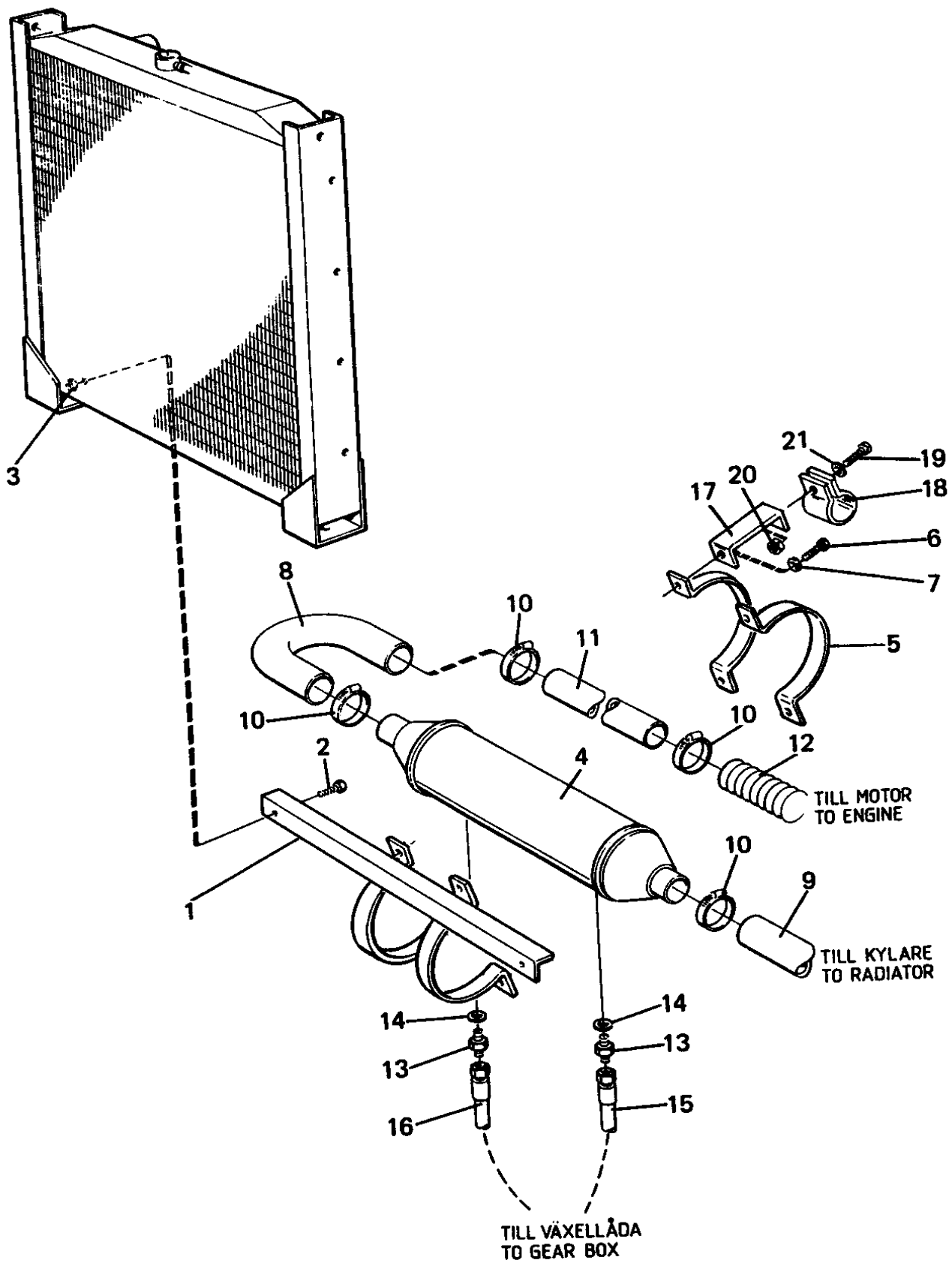
Reservdelar - Spare parts

5450	Utgåva Issue		Bild nr Picture No		Kylare,expansionstank TD630ME		Radiator,expansion tank TD630ME		
	980615		18013						
	Pos. Fig.	Antal/Quantity			Art nr Part No	Benämning	Description	Sats Kit	Anmärkning Notes
0010	-				455763.0600				DRAWING NO.,3" STD DRAWING NO.,EXP.TANK 3" STD HD
0015	-				455399.0200				
0020	1	1			5507	Kylare	Radiator		
0025		1			156835.0100	Kylare	Radiator		HD
0040	2	1			5508	Fläktkåpa	Fan guard		
0060	3	1			3948	Kylarlock	Radiator filler cap		
0080	4	2			920905.0004	Tätningslist	Sealing strip		22)
0100	5	10			5543	Skruv	Screw		
0120	6	2			920735.0002	Gummikudde	Rubber cushion		
0140	7	2			920042.024	Skruv	Screw		22)
0160	8	4			920098.009	Bricka	Washer		
0180	9	2			922030.0004	Mutter	Nut		
0200	10	2			920902.0001	Gummikudde	Rubber cushion		H UNDRÉ V UNDRÉ
0220	11	2			920042.002	Skruv	Screw		
0240	12	4			920165.005	Bricka	Washer		
0260	13	2			920042.005	Skruv	Screw		SEE GR 30, PAGE 243
0285	14	1			921926.0006	Fläktring	Fan ring		
0300	15	1			5510	Tätningslist	Sealing strip		
0320	16	1			5550	Klammer	Clamp		L=2000 SEE GR 30, PAGE 193
0340	17	1			4019	Skarvstycke	Extension		
0385	18	1			921921.0012	Fäste	Bracket		
0420	19	1			921921.0007	Fäste	Bracket		M8
0440	20	1			921921.0008	Fäste	Bracket		
0460	21	1			922357.0015	Skruv	Screw		
0480	22	4			922357.0016	Skruv	Screw		KPL FROM 980401
0540	23	3			922357.0014	Skruv	Screw		
0560	24	1			920897.0001	Kylarslang	Hose		
0580	25	1			922484.0001	Slang	Hose		GRÖNT/GREEN
0600	26	3			3251	Klammer	Clamp		
0620	27	1			425817.3000	Slang	Hose		
0660	28	1				Fäste	Bracket		AVLUFTN./AIR VENTING
0680	29	1			5691	Konsol	Bracket		
0700	30	4			3082	Skruv	Screw		
0720	31	4			922585.0003	Distans	Spacer		L=60
0740	32	4			920076.003	Låsmutter	Lock nut		
0770	33	1			A04401.0100	Bygel	Yoke		
0775	34	1			922250.0001	Klammer	Clamp		L=165 L=2000 STD HD
0780	35	1			5538	Expansionstank	Expansion tank		
0781		1			425817.8062	Expansionstank	Expansion tank		
0820	36	1			5676	Lock	Cover		KPL FROM 980401
0840		1			920966.0002	Lock	Cover		
0860	37	1			923176.0001	Nivågivare	Level sensor		
0900	38	1			5674	Nippel	Nipple		L=60
0940	39	4			3241	Klammer	Clamp		
0980	40	1			920905.0016	Slang	Hose		
1000	41	4			3244	Klammer	Clamp		L=165 L=2000 STD HD
1005	42	1			923089.0003	T-rör	T-pipe		
1010	43	1			920905.0016	Slang	Hose		
1015	44	1			425817.3000	Slang	Hose		KPL FROM 980401
1020	45	4			456269.0100	Hållare	Holder		
1025		4			456269.0200	Hållare	Holder		
1040	46	4			456268.0100	Stag	Stay		GRÖNT/GREEN
1060	47	2			356267.0100	Avskärmning	Baffle rubber		
1080	48	4			922357.0005	Skruv	Screw		
1100	49	4			920076.002	Låsmutter	Lock nut		AVLUFTN./AIR VENTING
1102	50	1			456409.0100	Fäste	Bracket		
1104	51	1			456411.0100	Bricka	Washer		
1106	52	2			920099.026	Skruv	Screw		L=60
1108	53	2			920076.002	Mutter	Nut		
1120	54	1			920913.0010	Distanshylsa	Spacer sleeve		



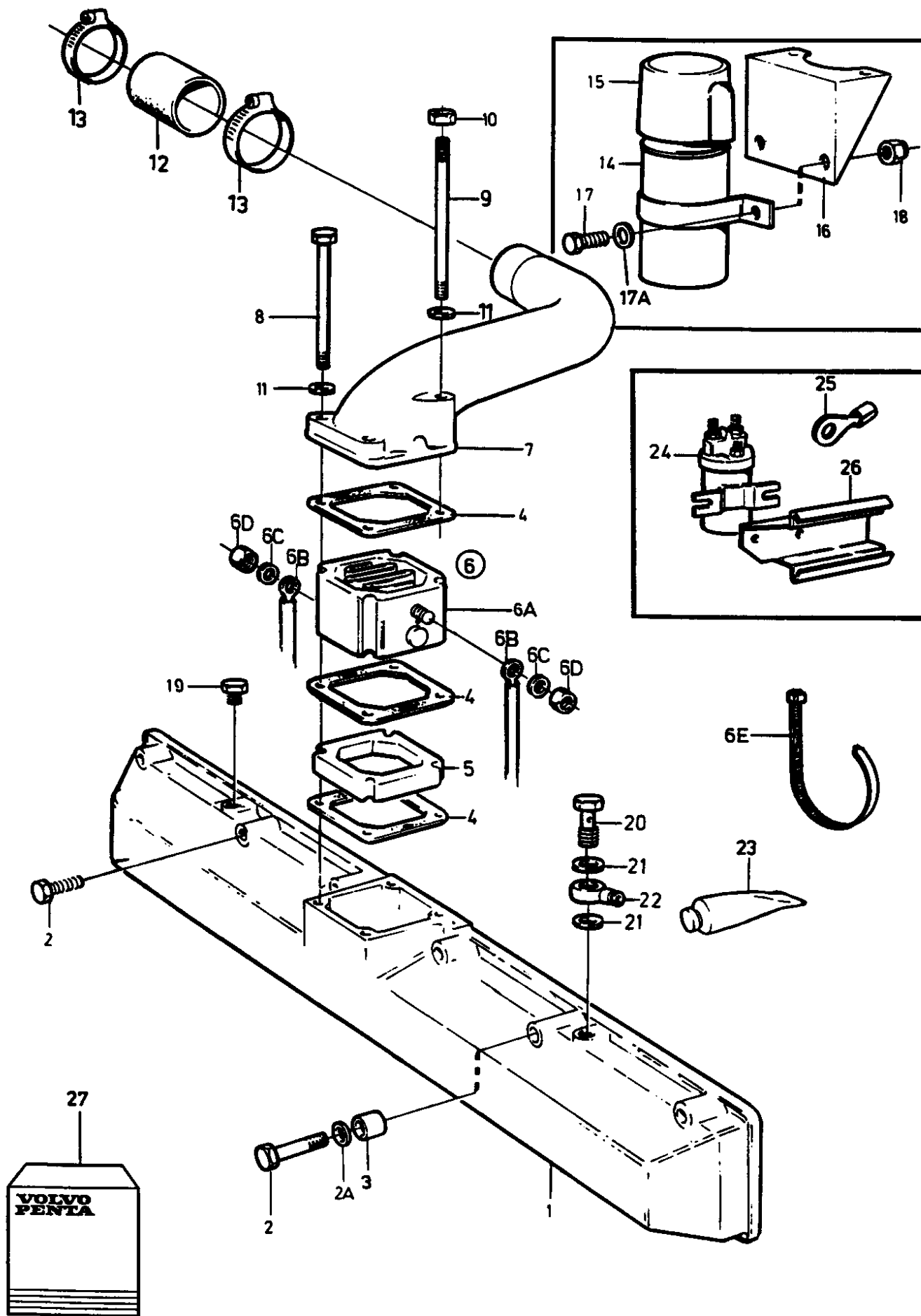
Reservdelar - Spare parts

5450	Utgåva Issue		Bild nr Picture No		Kylare,expansionstank TD630ME		Radiator,expansion tank TD630ME				
	980615		18013								
	Pos. Fig.	Antal/Quantity			Art nr Part No	Benämning	Description		Sats Kit	Anmärkning Notes	
1140	55	1			3052	Mutter	Nut			SEE GR 30, PAGE 193	
1160	56	4			920098.025	Bricka	Washer				
1180	57	1				Fäste	Bracket				



5500

Utgåva Issue 980615	Bild nr Picture No 18014	Oljekylare för växellåda TD630ME 455801.0200	Oil cooler for gear box TD630ME 455801.0200					
Pos. Fig.	Antal/Quantity			Art nr Part No	Benämning	Description	Sats Kit	Anmärkning Notes
0010	-			455801.0200				DRAWING NO.
0020	1	1		A11998.0100	Fäste	Bracket		
0040	2	2		920042.003	Skruv	Screw		
0060	3	2		5957	Låsmutter	Lock nut		
0080	4	1		920206.018	Oljekylare	Oil cooler		
0100	5	2		A10294.0100	Klammer	Clamp		
0120	6	4		920099.061	Skruv	Screw		
0140	7	6		920098.025	Bricka	Washer		
0160	8	1		923187.0001	Slang	Hose		
0180	9	1		920897.0001	Kylarslang	Hose		
0200	10	4		3251	Klammer	Clamp		
0220	11	1		455798.0100	Rör	Pipe		
0240	12	1		922484.0001	Slang	Hose		
0260	13	2		3467	Nippel	Nipple		
0280	14	2		5938	Tredoring	Tredoring		
0300	15	1		309171.0700	Hydraulslang	Hydraulic hose		KPL,L=1700
0340	16	1		306899.4700	Hydraulslang	Hydraulic hose		KPL,L=1600
0360	17	1		356983.0100	Fäste	Bracket		
0380	18	1		920039.002	Klamma,kylvattenrör	Clamp,cooling pipe		
0400	19	1		920099.065	Skruv	Screw		
0420	20	1		3052	Mutter	Nut		
0440	21	2		920098.025	Bricka	Washer		



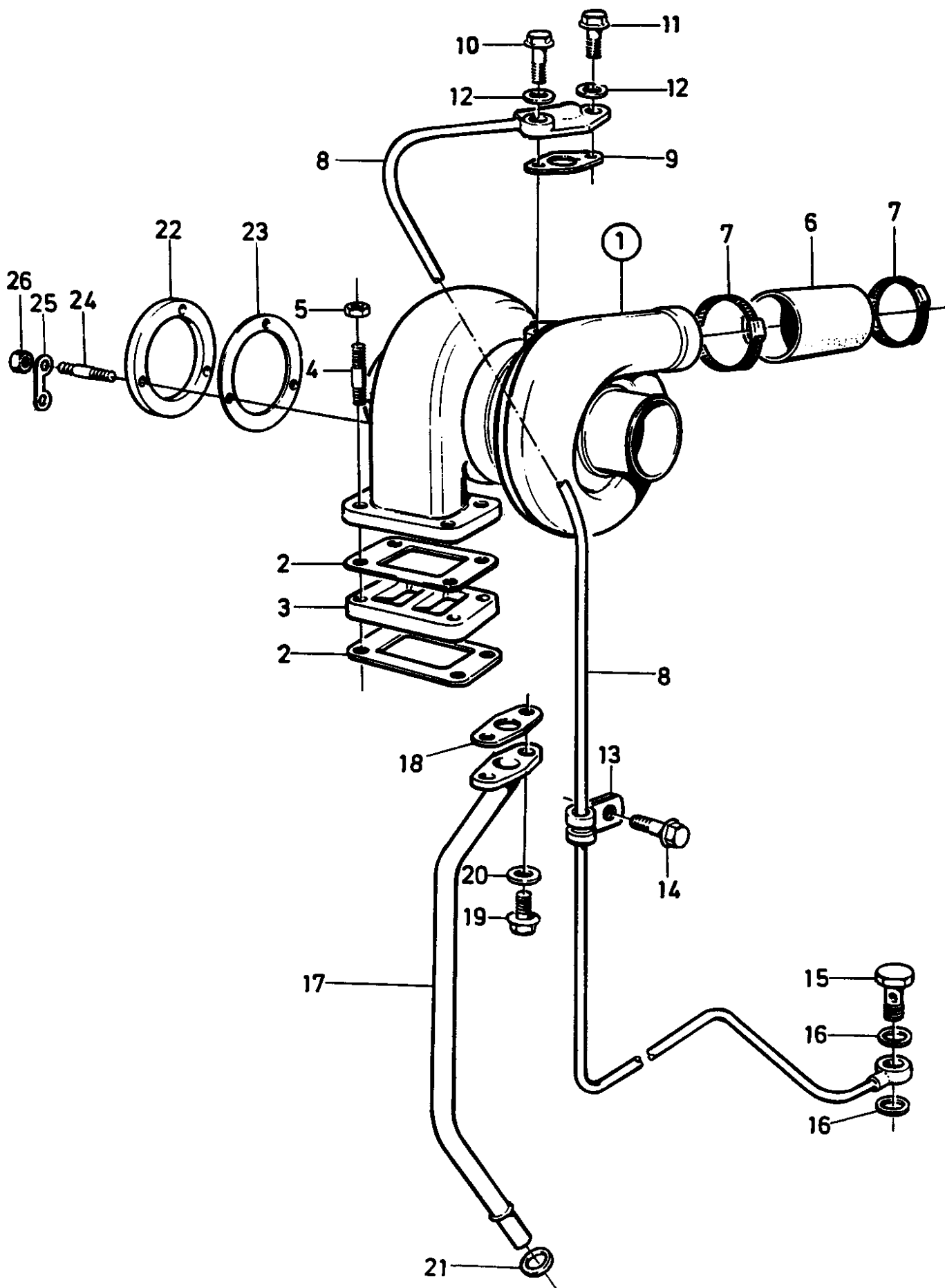
Reservdelar - Spare parts

30

245

5550

5550	Utgåva Issue		Bild nr Picture No		Insugningsrör med monteringsdetaljer TD630ME		Induction manifold with installation components TD630ME		
	Pos. Fig.	Antal/Quantity			Art nr Part No	Benämning	Description	Sats Kit	Anmärkning Notes
0020	1	1			923705.0355	Rör	Pipe		
0040	2	11			923349.0443	Skruv	Screw		L=60MM
0060		1			923107.0317	Skruv	Screw		L=80MM
0080	2A	2			921321.0002	Bricka	Washer		
0100	3								NOT USED
0120	4	3			923107.0416	Packning	Gasket		
0140	5	1			923705.0356	Mellanlägg	Spacer		
0160	6	1			923107.0417	Startelement	Cold starter element		24V
0180	6A	1				•Startelement	•Cold starter element		24V
0200	6B	2				•Kabel	•Cable		
0220	6C	2			923107.0350	•Bricka	•Washer		
0240	6D	2			923349.0047	•Mutter	•Nut		
0260	6E	3			923349.0544	•Klamma	•Clamp		
0280	7	1			923705.0357	Rör	Pipe		
0300	8	2			923705.0288	Skruv	Screw		L=140MM
0320	9	2			923705.0358	Pinnskruv	Stud		L=195MM
0340	10	2			923152.0001	Mutter	Nut		
0360	11	4			923107.0350	Bricka	Washer		
0380	12	1			923107.0644	Slang	Hose		SEE GR 30, PAGE 247
0400	13	2			923107.0418	Klamma	Clamp		
0420	14	1			923120.0708	Relä,förvärmning	Relay,preheating		24V 150A
0440	15	1			921648.0002	Kåpa	Cover		
0460	16	1			923120.0562	Fästplatta	Mounting plate		
0480	17	2			920770.0005	Skruv	Screw		
0500	17A	2			923705.0261	Bricka	Washer		
0520	18	2			923349.0447	Mutter	Nut		
0540	19	1			923705.0166	Propp	Plug		
0560	20	1			923468.0036	Hålskruv	Hollow screw		
0580	21	2			920715.0007	Packning	Gasket		
0600	22	2			923109.0692	Nippel	Nipple		
0620	23	1			923107.0308	Tätningssmedel	Sealing compound		
0640	24								NOT USED
0660	25								NOT USED
0680	26								NOT USED
0700	27	1			923259.0737	Packningssats	Gasket kit		



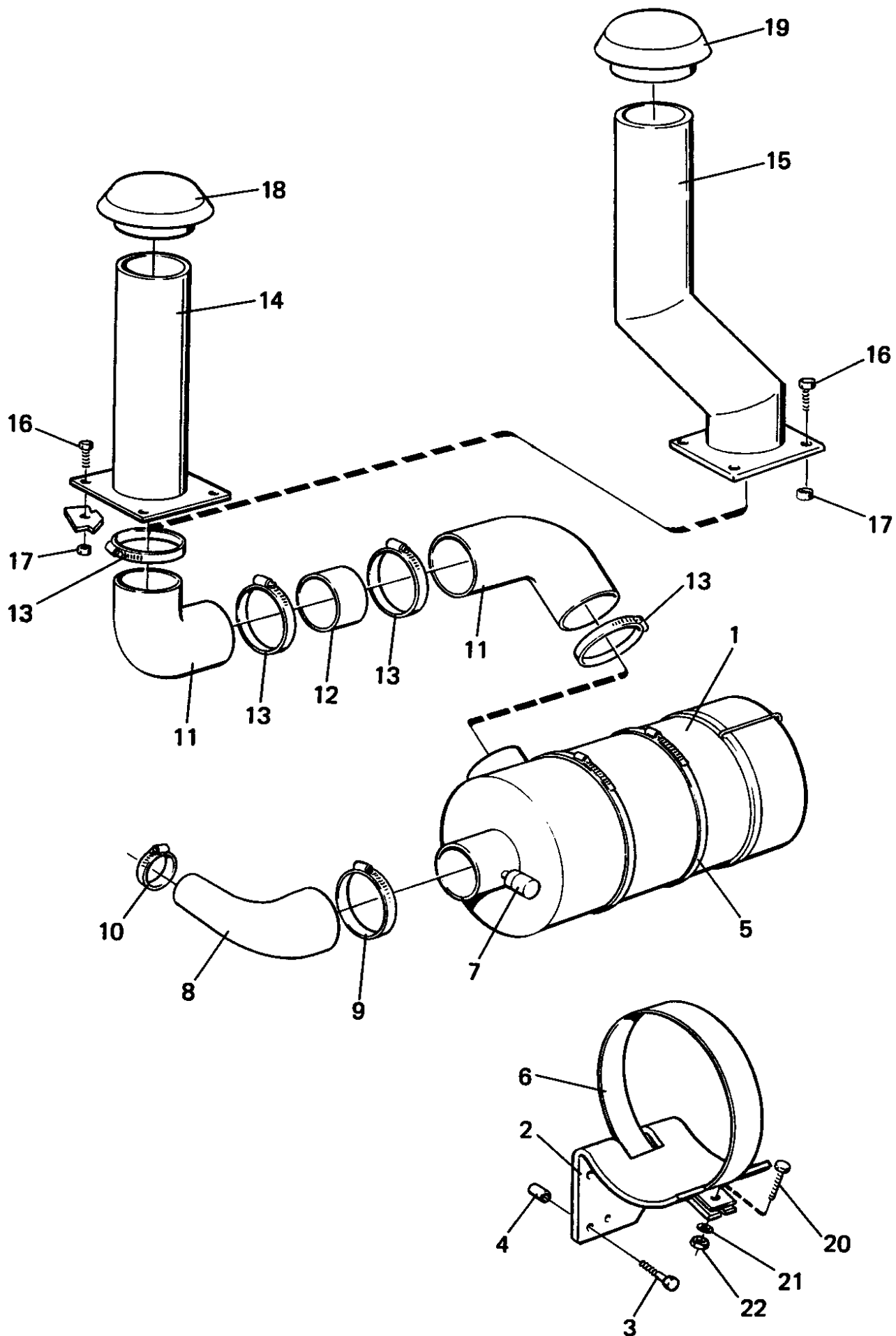
Reservdelar - Spare parts

30

247

5600

5600	Utgåva Issue		Bild nr Picture No		Turbokompressor med monteringsdetaljer TD630ME		Turbo compressor and installation components TD630ME		
	980615		21143						
	Pos. Fig.	Antal/Quantity			Art nr Part No	Benämning	Description	Sats Kit	Anmärkning Notes
0020	1	1			923705.0539	Turbokompressor	Turbo compressor		
0040		1			923705.0361	•Packningssats	•Gasket kit		
0060	2	2			921562.0001	Packning	Gasket		
0080	3	1			923107.0439	Mellanlägg	Spacer		
0100	4	4			923349.0572	Pinnskruv	Stud		
0120	5	4			923349.0052	Mutter	Nut		
0140	6	1			923107.0644	Slang	Hose		
0160	7	2			923107.0418	Slangklamma	Hose clamp		
0180	8	1			923705.0359	Tryckoljerör	Pressure oil pipe		
0200	9	1			923109.0141	Packning	Gasket		
0220	10	1			923349.0450	Skruv	Screw		L=30MM
0240	11	1			923107.0327	Skruv	Screw		L=25MM
0260	12	2			920771.0001	Låsbricka	Lock washer		
0280	13	1			923107.0440	Klamma	Clamp		
0300	14	1			923107.0568	Skruv	Screw		L=12MM
0320	15	1			923120.0826	Hålskruv	Hollow screw		
0340	16	1			923107.0680	Packning	Gasket		
0360	17	1			923705.0360	Returoljerör	Oil return pipe		
0380	18	1			923109.0143	Packning	Gasket		
0400	19	2			923458.0058	Skruv	Screw		
0420	20	2			920771.0001	Fjädrande bricka	Resilient washer		
0440	21	1			923107.0340	Tätningssring	Seal ring		
0460	22	1			920982.0004	Fläns	Flange		
0480	23	1			920983.0005	Packning	Gasket		
0500	24	4			923349.0638	Pinnskruv	Stud		
0520	25	2			920984.0002	Låsbleck	Securing plate		
0540	26	4			923152.0001	Mutter	Nut		



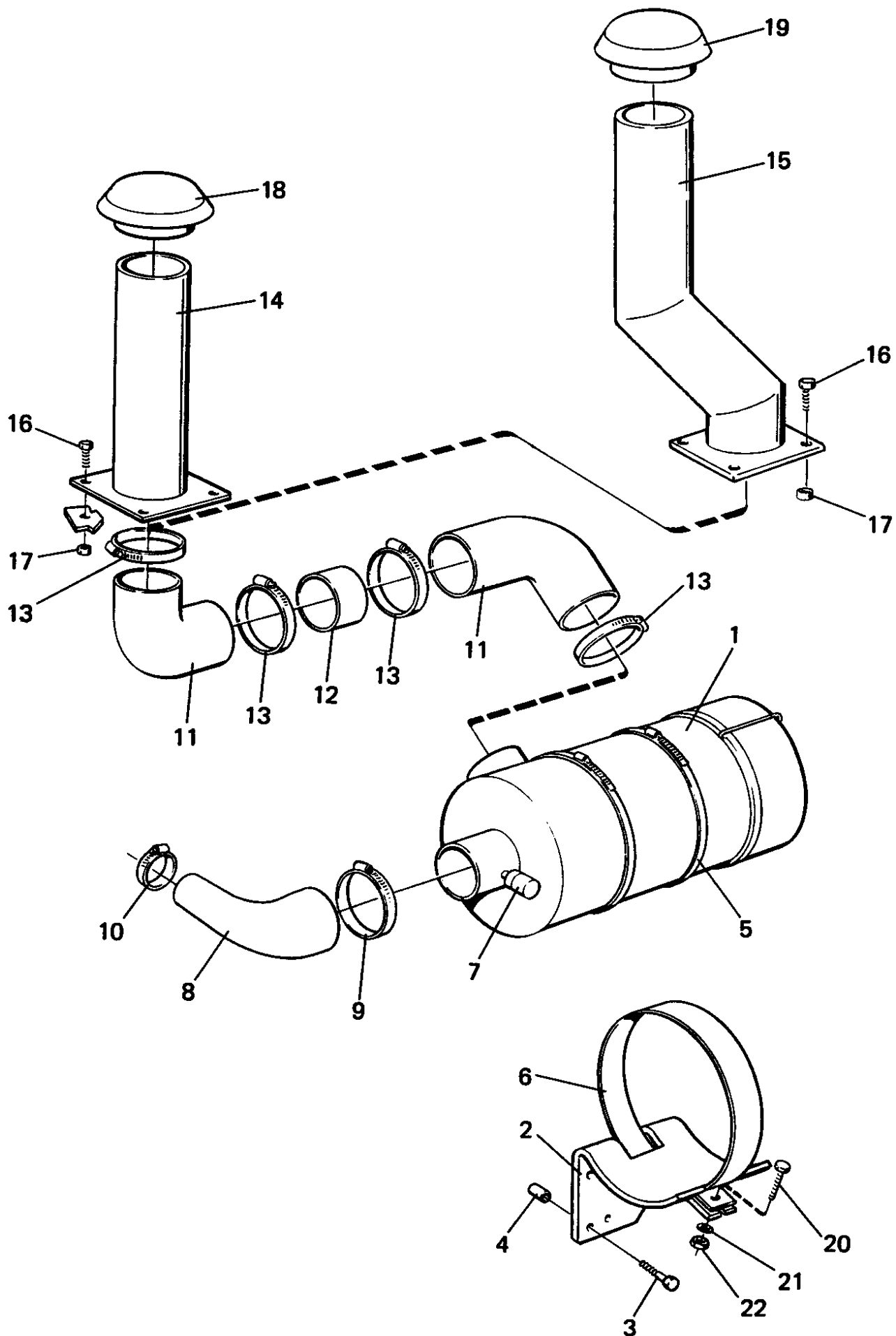
Reservdelar - Spare parts

30

249

5700

5700	Utgåva Issue		Bild nr Picture No		Luftrenarsystem TD630ME		Air cleaning system TD630ME		
	980615		16618		459268.0100,459268.0200		459268.0100,459268.0200		
	Pos. Fig.	Antal/Quantity			Art nr Part No	Benämning	Description	Sats Kit	Anmärkning Notes
		4592 68. 0100	4592 68. 0200						
0010		-			459268.0100	Luftrenarsystem	Air cleaning system		DRAWING-NO
0015			-		459268.0200	Luftrenarsystem	Air cleaning system		DRAWING-NO
0020	1	1	1		920723.0001	Luftfilter	Air filter		
0040		1	1		920723.0002	•Filterinsats	•Filter insert		
0060		1	1		920723.0003	•Säkerhetsfilter	•Safety filter		
0190	2	1	1		A01980.0100	Fäste	Bracket		
0200	3	3	3		920099.136	Skruv	Screw		
0220	4	3	3		921923.0010	Distanshylsa	Spacer sleeve		
0260	5								NOT USED
0270	6	1	1		455861.0100	Fäste	Bracket		
0280	7	1	1		920726.0002	Indikator,luftfilter	Indicator,air filter		
0310	8	1	1		258201.0100	Slang	Hose		
0350	9	1	1		3255	Slangklamma	Hose clamp		
0390	10	1	1		95097	Klamma	Clamp		
0400	11	2	2		920897.0002	Gummiböj	Rubber bend		
0420	12	1	1		923573.0003	Rör	Pipe		
0440	13	4	4		3254	Klamma	Clamp		
0460	14	1			455668.0100	Insugningsrör	Induction pipe		
0510	15		1		456806.0100	Insugningsrör	Induction pipe		TURBO 2
0520	16	4	4		922357.0002	Skruv	Screw		
0540	17	4	4		920076.002	Låsmutter	Lock nut		
0560	18	1			920725.0001	Huv	Cap		
0570	19		1		921424.0015	Förrenare	Pre-cleaner		TURBO 2
0580	20	1	1		920042.008	Skruv	Screw		
0600	21	2	2		98150	Bricka	Washer		
0620	22	1	1		5957	Mutter	Nut		



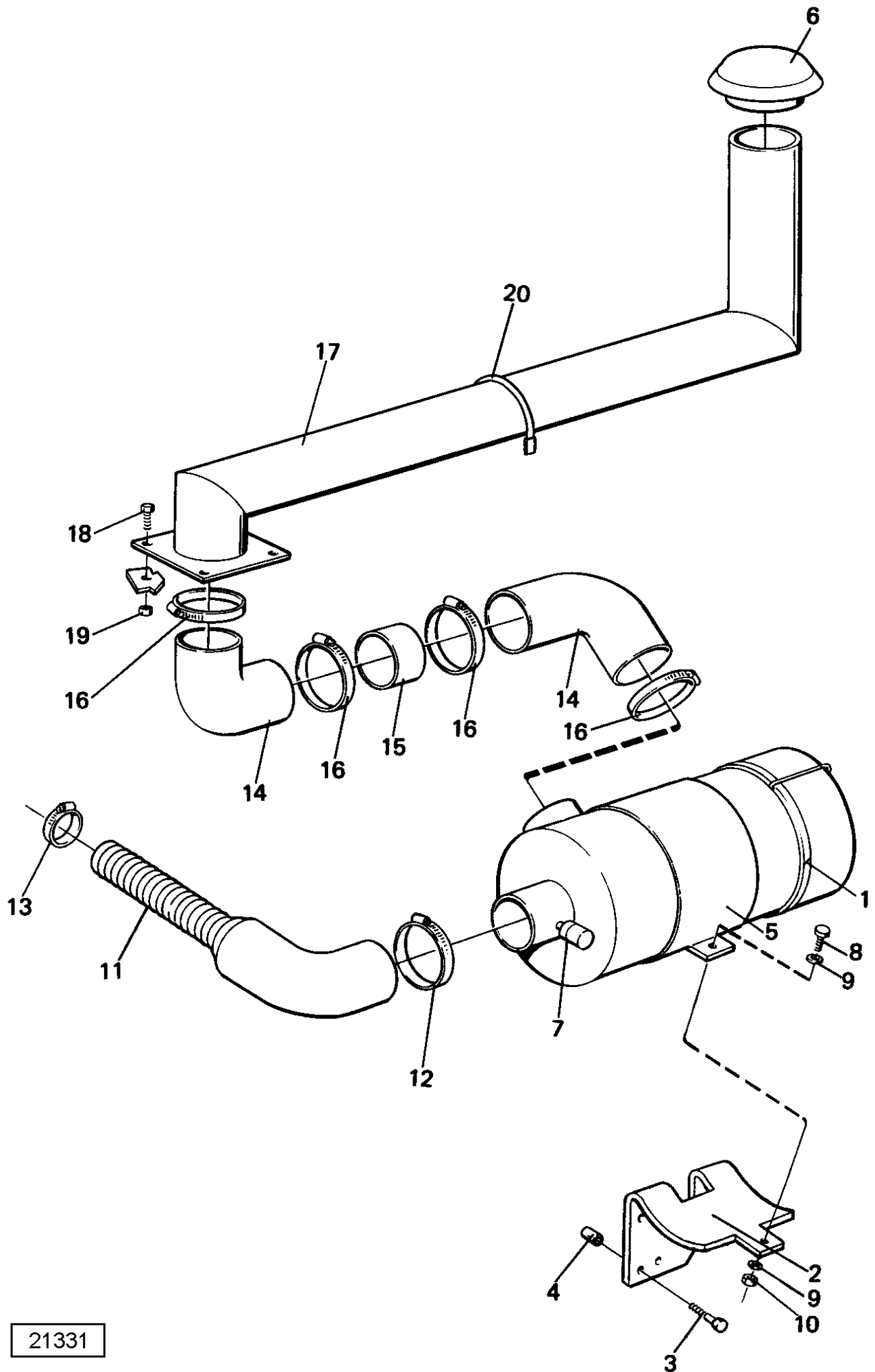
Reservdelar - Spare parts

30

251

5710

5710	Utgåva Issue		Bild nr Picture No		Luftrenarsystem TD630ME 455656.0100,455656.0300		Air cleaning system TD630ME 455656.0100,455656.0300		
	Pos. Fig.	Antal/Quantity			Art nr Part No	Benämning	Description	Sats Kit	Anmärkning Notes
		4556 56. 0100	4556 56. 0300						
0010		-			455656.0100	Luftrenarsystem	Air cleaning system		DRAWING-NO
0015		-			455656.0300	Luftrenarsystem	Air cleaning system		DRAWING-NO
0020	1	1	1		920723.0001	Luftfilter	Air filter		
0040		1	1		920723.0002	•Filterinsats	•Filter insert		
0060		1	1		920723.0003	•Säkerhetsfilter	•Safety filter		
0190	2	1	1		A01980.0100	Fäste	Bracket		
0200	3	3	3		920099.136	Skruv	Screw		
0220	4	3	3		921923.0010	Distanshylsa	Spacer sleeve		
0260	5								NOT USED
0270	6	1	1		455861.0100	Fäste	Bracket		
0280	7	1	1		920726.0002	Indikator,luftfilter	Indicator,air filter		
0310	8	1	1		258201.0100	Slang	Hose		
0350	9	1	1		3255	Slangklamma	Hose clamp		
0390	10	1	1		95097	Klamma	Clamp		
0400	11	2	2		920897.0002	Gummiböj	Rubber bend		
0420	12	1	1		923573.0003	Rör	Pipe		
0440	13	4	4		3254	Klamma	Clamp		
0460	14	1			455668.0100	Insugningsrör	Induction pipe		
0510	15		1		456806.0100	Insugningsrör	Induction pipe		TURBO 2
0520	16	4	4		922357.0002	Skruv	Screw		
0540	17	4	4		920076.002	Låsmutter	Lock nut		
0560	18	1			920725.0001	Huv	Cap		
0570	19		1		921424.0015	Förrenare	Pre-cleaner		TURBO 2
0580	20	1	1		920042.008	Skruv	Screw		
0600	21	2	2		98150	Bricka	Washer		
0620	22	1	1		5957	Mutter	Nut		



21331

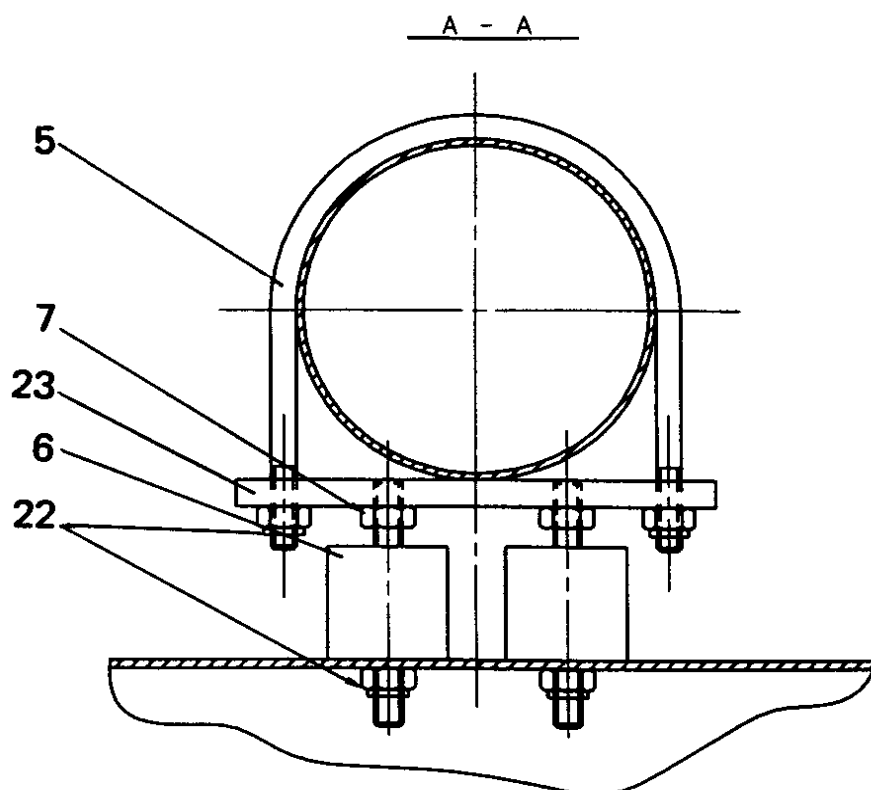
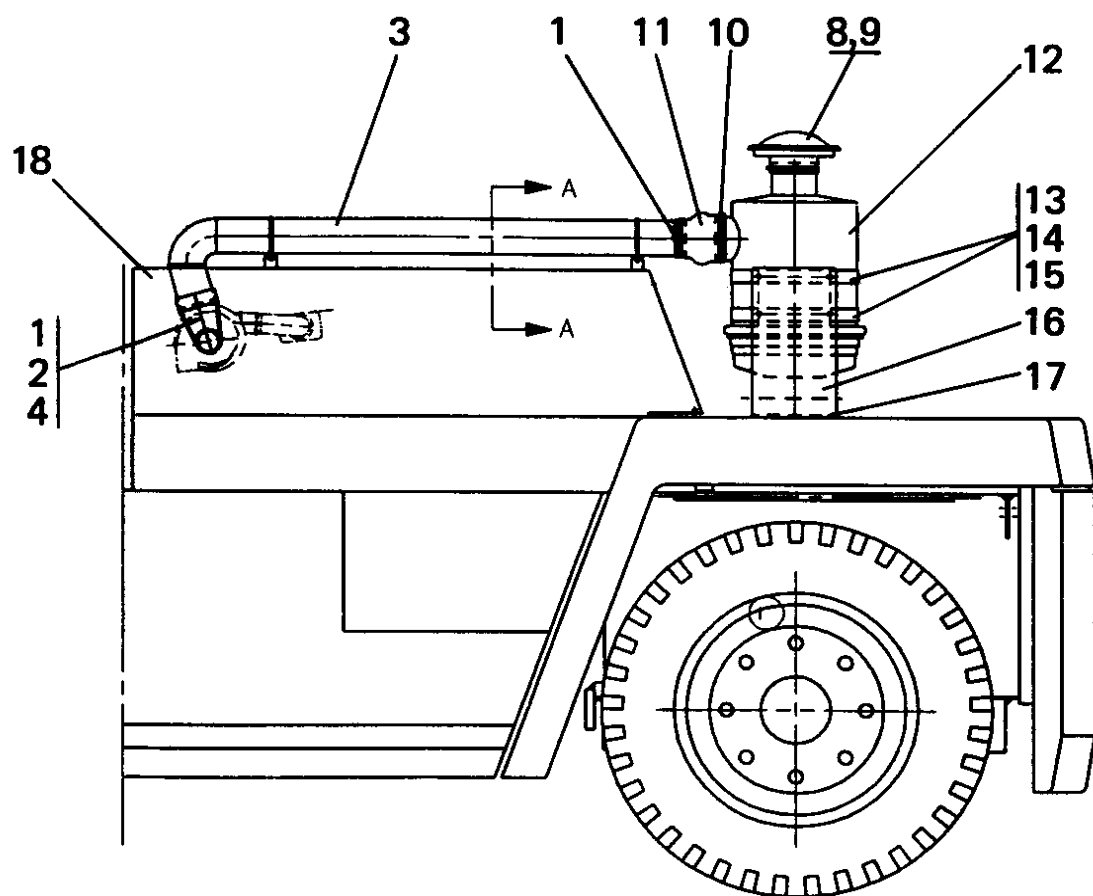
Reservdelar - Spare parts

30

253

5720

5720	Utgåva Issue		Bild nr Picture No		Luftrenarsystem TD630ME 457725.0100		Air cleaning system TD630ME 457725.0100		
	980615		21331						
	Pos. Fig.	Antal/Quantity			Art nr Part No	Benämning	Description	Sats Kit	Anmärkning Notes
0020		-			457725.0100	Luftrenarsystem	Air cleaning system		DRAWING-NO
0040	1	1			920723.0001	Luftfilter	Air filter		
0060		1			920723.0002	•Filterinsats	•Filter insert		
0080		1			920723.0003	•Säkerhetsfilter	•Safety filter		
0100	2	1			A01980.0100	Fäste	Bracket		
0120	3	3			920099.136	Skruv	Screw		
0140	4	3			921923.0010	Distanshylsa	Spacer sleeve		
0160	5	1			455861.0100	Fäste	Bracket		
0180	6	1			920725.0001	Huv	Cap		
0200	7	1			920726.0002	Indikator,luftfilter	Indicator,air filter		
0220	8	1			920042.008	Skruv	Screw		
0240	9	2			98150	Bricka	Washer		
0260	10	1			5957	Mutter	Nut		
0280	11	1			258201.0100	Slang	Hose		
0300	12	1			3255	Slangklamma	Hose clamp		
0320	13	1			95097	Klamma	Clamp		
0340	14	2			920897.0002	Gummiböj	Rubber bend		
0360	15	1			923573.0003	Rör	Pipe		
0380	16	4			3254	Klamma	Clamp		
0400	17	1			A00048.0100	Insugningsrör	Induction pipe		
0420	18	4			922357.0002	Skruv	Screw		
0440	19	4			920076.002	Låsmutter	Lock nut		
0460	20	1			923096.0001	Klamma	Clamp		



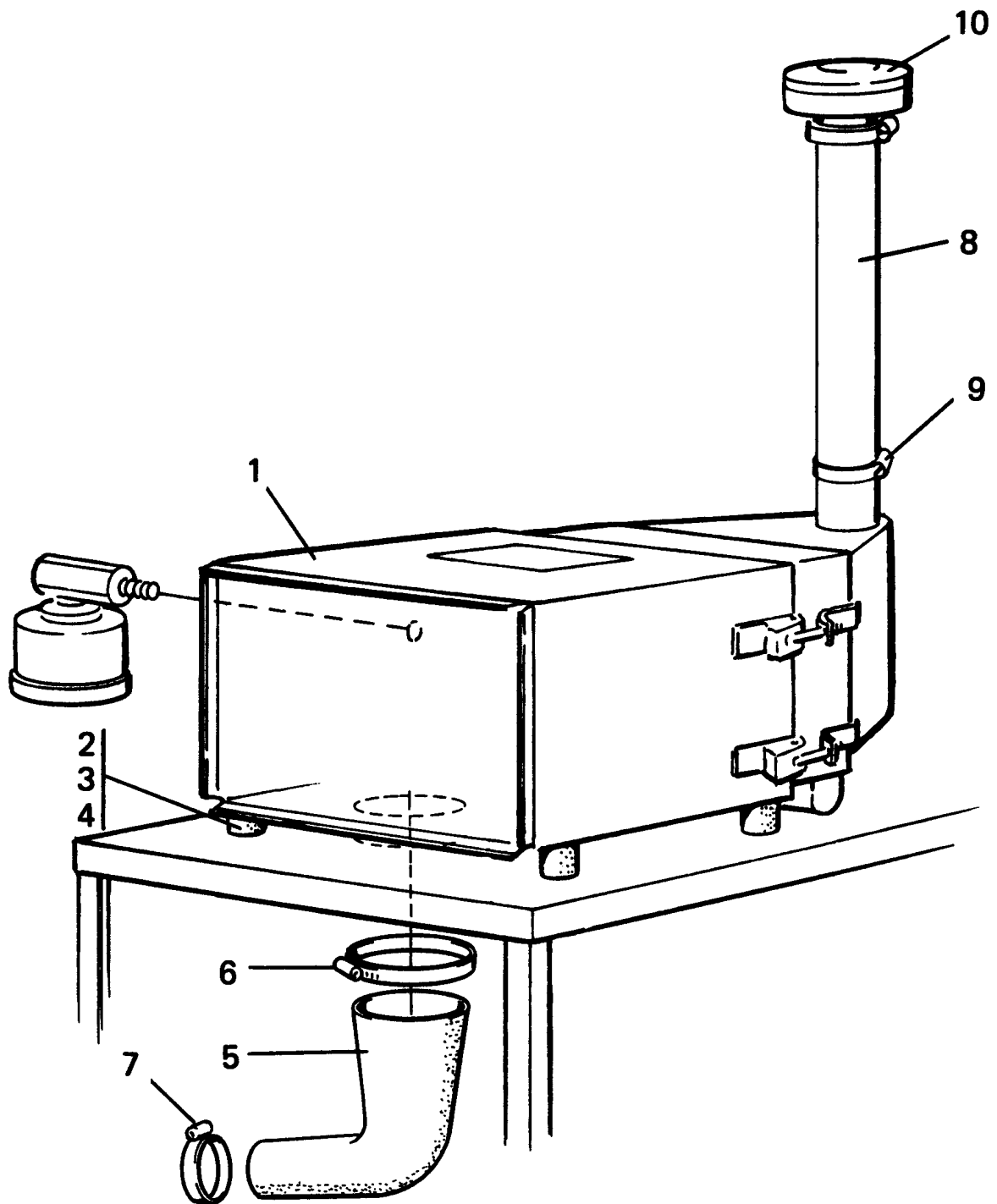
Reservdelar - Spare parts

30

255

5730

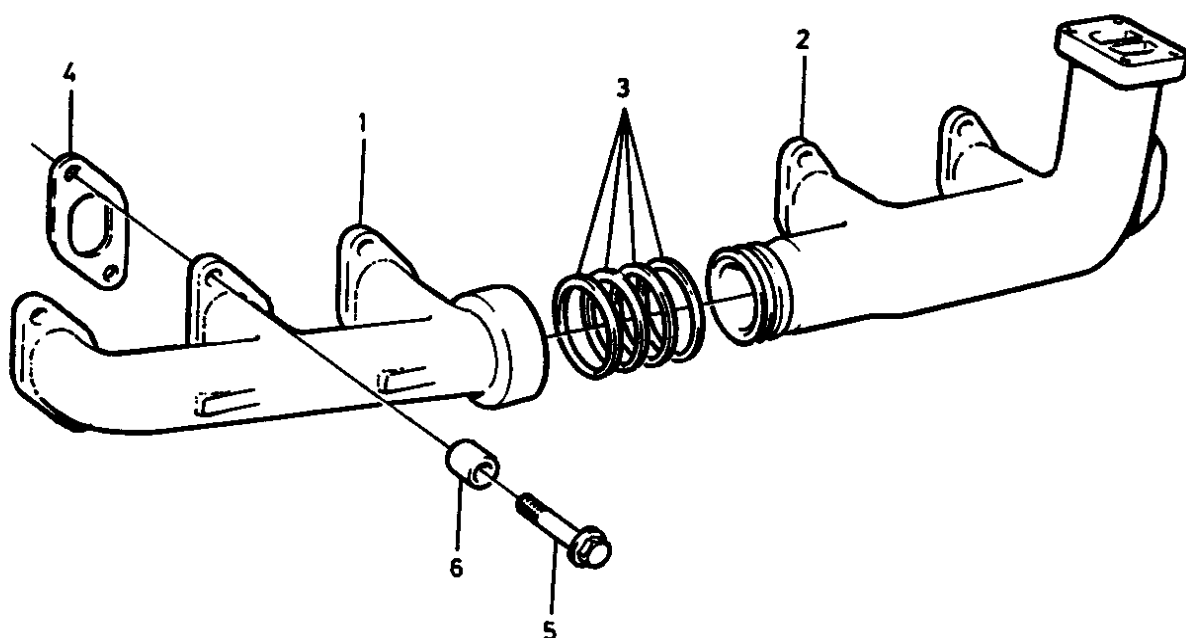
5730	Utgåva Issue		Bild nr Picture No		Luftrenarsystem TD630ME A14680.0600		Air cleaning system TD630ME A14680.0600		
	Pos. Fig.	Antal/Quantity			Art nr Part No	Benämning	Description	Sats Kit	Anmärkning Notes
0020		-			A14680.0600	Luftrenarsystem	Air cleaning system		DRAWING-NO
0040	1	2			3255	Slangklamma	Hose clamp		
0060	2	1			258201.0100	Slang	Hose		
0080	3	1			A14683.0500	Insugningsrör	Induction pipe		
0100	4	1			95097	Klamma	Clamp		
0120	5	2			923096.0009	Klammer	Clamp		
0140	6	4			90391	Gummidämpare	Rubber cushion		
0160	7	4			3052	Mutter	Nut		
0180	8	1			920969.0013	Huv	Cap		
0200	9	2			3255	Slangklamma	Hose clamp		
0220	10	1			3255	Slangklamma	Hose clamp		
0240	11	1			922631.0003	Reducering	Reducing		
0260	12	1			920969.0020	Luftrenarfilter	Air cleaner filter		
0280	13	2			923502.0004	Fäste	Bracket		
0300	14	4			920042.006	Skruv	Screw		
0320	15	4			5957	Mutter	Nut		
0340	16	1			A20718.0100	Fäste	Bracket		
0360	17	4			922357.0015	Skruv	Screw		
0380	18	1			456539.1000	Mellanstycke	Intermediate piece		
0400	19								NOT USED NOT USED NOT USED
0420	20								
0440	21								
0460	22	8			920076.003	Låsmutter	Lock nut		
0480	23	2			A04729.0100	Bricka	Washer		



Reservdelar - Spare parts
30
257

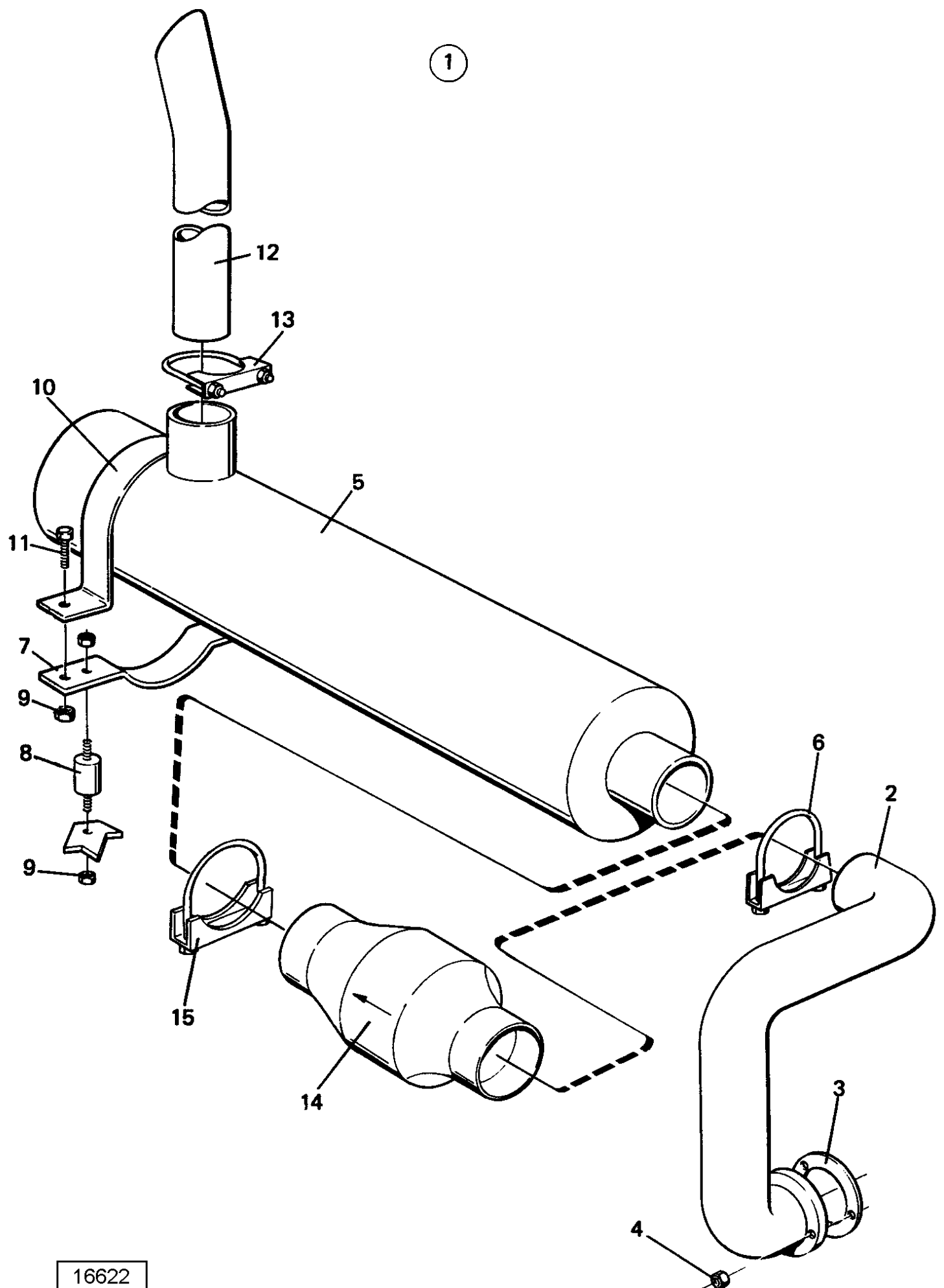
5740

5740	Utgåva Issue		Bild nr Picture No		Luftrenarsystem Farr TD630ME A09671.0100		Air cleaning system Farr TD630ME A09671.0100		
	980615	16960							
	Pos. Fig.	Antal/Quantity			Art nr Part No	Benämning	Description	Sats Kit	Anmärkning Notes
	ROTO PAM.								
0020		-			A09671.0100	Luftrenarsystem	Air cleaning system		DRAWING-NO. ROTOPAMIC ROTOPAMIC
0140	1	1			258430.0400	Luftfilter	Air filter		
0160		1			921424.0071	•Filterinsats	•Filter insert		
0180	2	4			920042.003	Skruv	Screw		
0200	3	8			98150	Bricka	Washer		
0210	4	4			5957	Låsmutter	Lock nut		
0220	5	1			A09670.0100	Insugningsrör	Induction pipe		
0240	6	1			3254	Slangklamma	Hose clamp		
0320	7	1			3252	Slangklamma	Hose clamp		
0380	8	1			451561.0900	Rör	Pipe		
0400	9	1			923221.0002	Klammer	Clamp		TURBO 2
0420	10	1			920725.0001	Huv	Cap		
0440		1			921424.0015	Förrenare	Pre-cleaner		



Reservdelar - Spare parts

5750	Utgåva Issue		Bild nr Picture No		Avgasrör med monterings- detaljer TD630ME		Exhaust manifold and installation components TD630ME			
	980615		12936							
	Pos. Fig.	Antal/Quantity			Art nr Part No	Benämning	Description		Sats Kit	Anmärkning Notes
0020	1	1			923349.0440	Grenrör	Manifold,ind.-exh.			
0040	2	1			923349.0441	Grenrör	Manifold,ind.-exh.			
0060	3	4			923107.0419	Tätningsring	Seal ring			
0080	4	6			923107.0420	Packning	Gasket			
0100	5	12			923107.0577	Skruv	Screw			
0120	6	12			923259.0344	Distanshylsa	Spacer sleeve			
0140		1			923110.0289	Tätningssats	Seal kit			

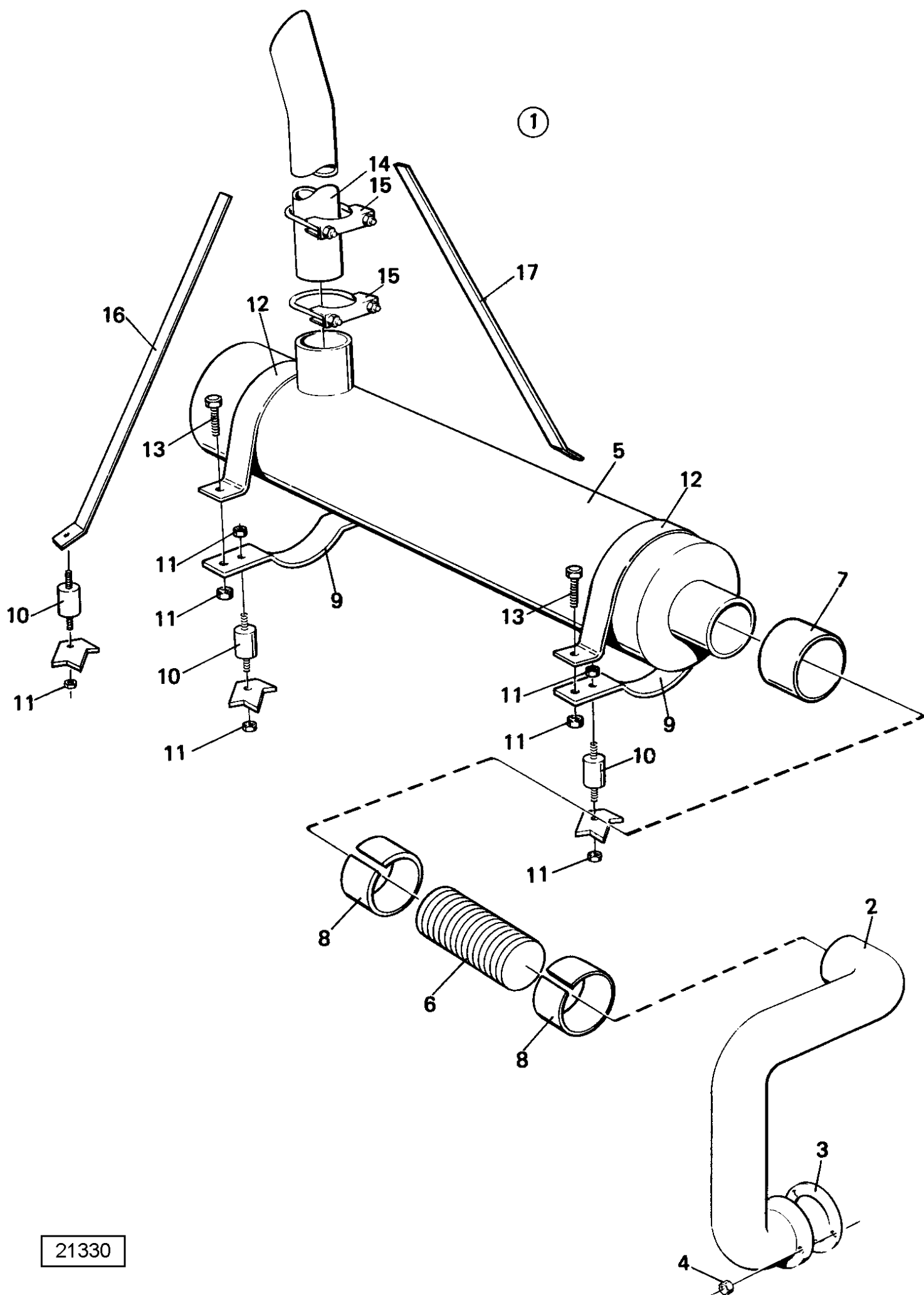


16622

Reservdelar - Spare parts

30 261

5800	Utgåva Issue		Bild nr Picture No		Avgassystem TD630ME 459269.0100,.0195,.0196, .0197,.0198,.0199,.0300		Exhaust system TD630ME 459269.0100,.0195,.0196, .0197,.0198,.0199,.0300	
	980615		16622					
Pos. Fig.	Antal/Quantity			Art nr Part No	Benämning	Description	Sats Kit	Anmärkning Notes
	4592 69. 01XX	4592 69. 03XX						
0020	1	1		459269.0100	Avgassystem	Exhaust system		KPL
0040		1		459269.0195	Avgassystem	Exhaust system		KPL
0060		1		459269.0196	Avgassystem	Exhaust system		KPL
0080		1		459269.0197	Avgassystem	Exhaust system		KPL
0100		1		459269.0198	Avgassystem	Exhaust system		KPL
0120		1		459269.0199	Avgassystem	Exhaust system		KPL
0130			1	459269.0300	Avgassystem	Exhaust system		KPL
0140	2	1		A17230.0100	•Avgasrör	•Exhaust pipe		
0150			1	A17230.0200	•Avgasrör	•Exhaust pipe		
0160	3	1	1	920983.0005	•Avgaspackning	•Exhaust gasket		
0180	4	4	4	923152.0001	•Mutter	•Nut		
0200	5	1	1	921079.0005	•Ljuddämpare	•Silencer		
0220	6	1	1	923096.0003	•Klamma	•Clamp		
0240	7	1	1	455457.0100	•Fäste	•Bracket		
0260	8	2	2	90391	•Dämpare	•Pad		
0280	9	6	6	3052	•Mutter	•Nut		
0300	10	1	1	A00349.0100	•Spännband	•Strap		
0320	11	2	2	922357.0014	•Skruv	•Screw		
0340	12	1	1	453679.0200	•Avgasrör	•Exhaust pipe		STD,L=890,FÖR/FOR
0360								459269.0100, .0300
0380		1		453679.0700	•Avgasrör	•Exhaust pipe		L=1540,FÖR/FOR
0400								459269.0195
0420		1		453679.0600	•Avgasrör	•Exhaust pipe		L=1300,FÖR/FOR
0440								459269.0196
0460		1		453679.0800	•Avgasrör	•Exhaust pipe		L=1800,FÖR/FOR
0480								459269.0197
0500		1		453679.0500	•Avgasrör	•Exhaust pipe		L=1190,FÖR/FOR
0520								459269.0198
0540		1		453679.0400	•Avgasrör	•Exhaust pipe		L=1040,FÖR/FOR
0560								459269.0199
0580	13	1	1	923096.0002	•Klamma	•Clamp		
0600	14	1	1	458167.0100	Avgasrenare	Exhaust purifier		EXTILL/OPTION, EX70
0620	15	1	1	923096.0003	Klamma	Clamp		EXTILL/OPTION



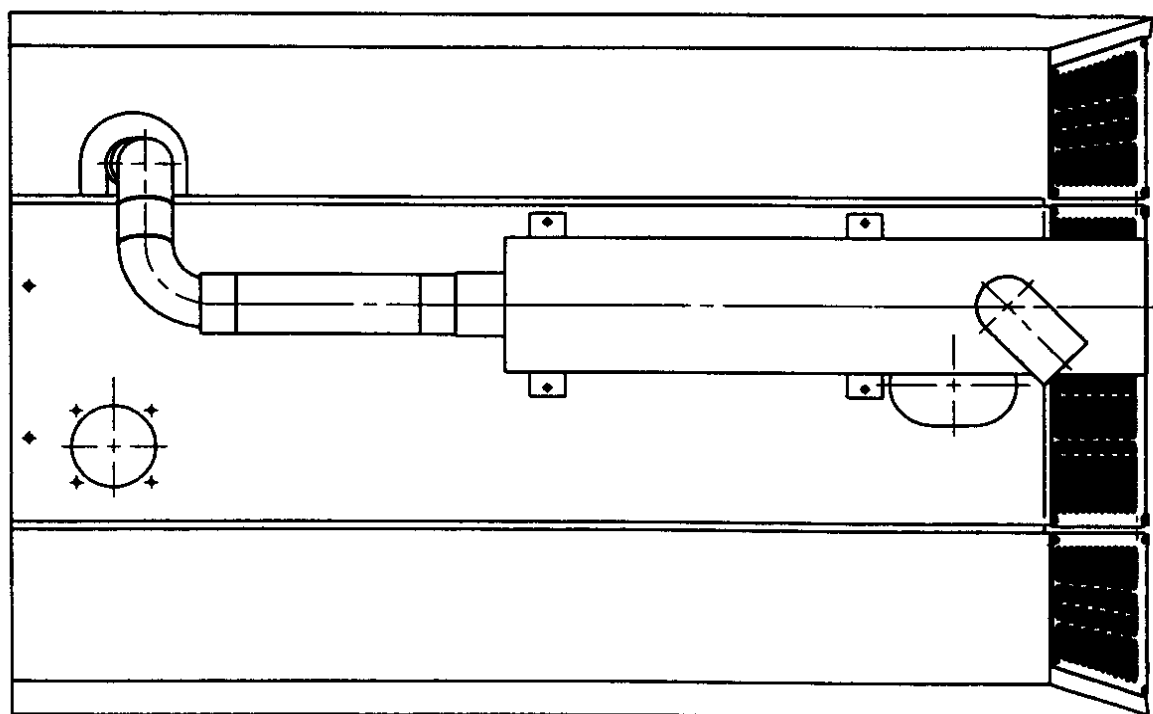
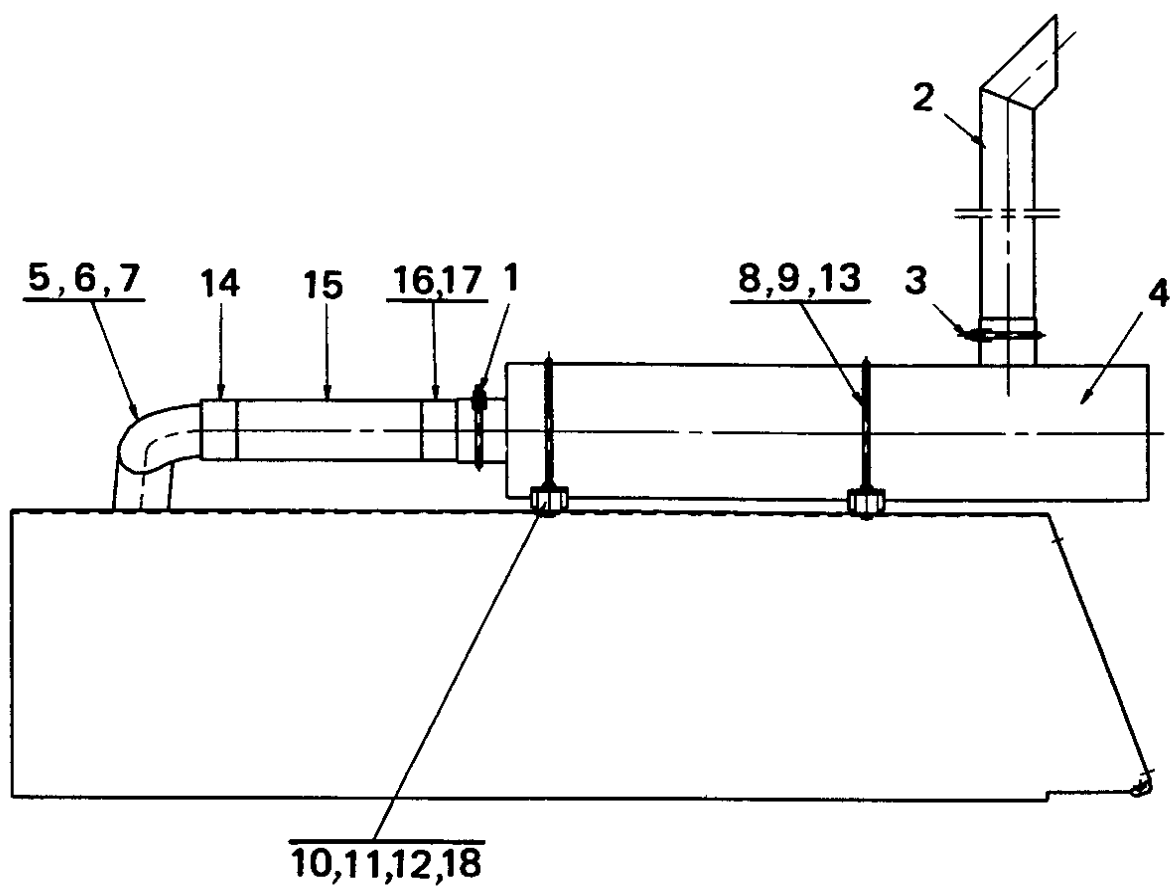
21330

Reservdelar - Spare parts

5810

5810

Utgåva Issue		Bild nr Picture No		Avgassystem TD630ME 459269.0200		Exhaust system TD630ME 459269.0200		
Pos. Fig.	Antal/Quantity			Art nr Part No	Benämning	Description	Sats Kit	Anmärkning Notes
0020	1	1		459269.0200	Avgassystem	Exhaust system		KPL
0040	2	1		A17230.0100	•Avgasrör	•Exhaust pipe		
0060	3	1		920983.0005	•Avgaspackning	•Exhaust gasket		
0080	4	4		923152.0001	•Mutter	•Nut		
0100	5	1		921079.0005	•Ljuddämpare	•Silencer		
0120	6	ERF		923318.0002	•Metallslang	•Metal hose		
0140	7	1		455663.0200	•Rör	•Pipe		
0160	8	2		923373.0001	•Klammer	•Clamp		
0180	9	2		455457.0100	•Fäste	•Bracket		
0200	10	6		90391	•Dämpare	•Pad		
0220	11	14		3052	•Mutter	•Nut		
0240	12	2		A00349.0100	•Spännband	•Strap		
0260	13	4		922357.0014	•Skruv	•Screw		
0280	14	1		457645.0100	•Avgasrör	•Exhaust pipe		
0300	15	2		923096.0002	•Klamma	•Clamp		
0320	16	1		357642.0100	•Stöd	•Support		
0340	17	1		357642.0200	•Stöd	•Support		

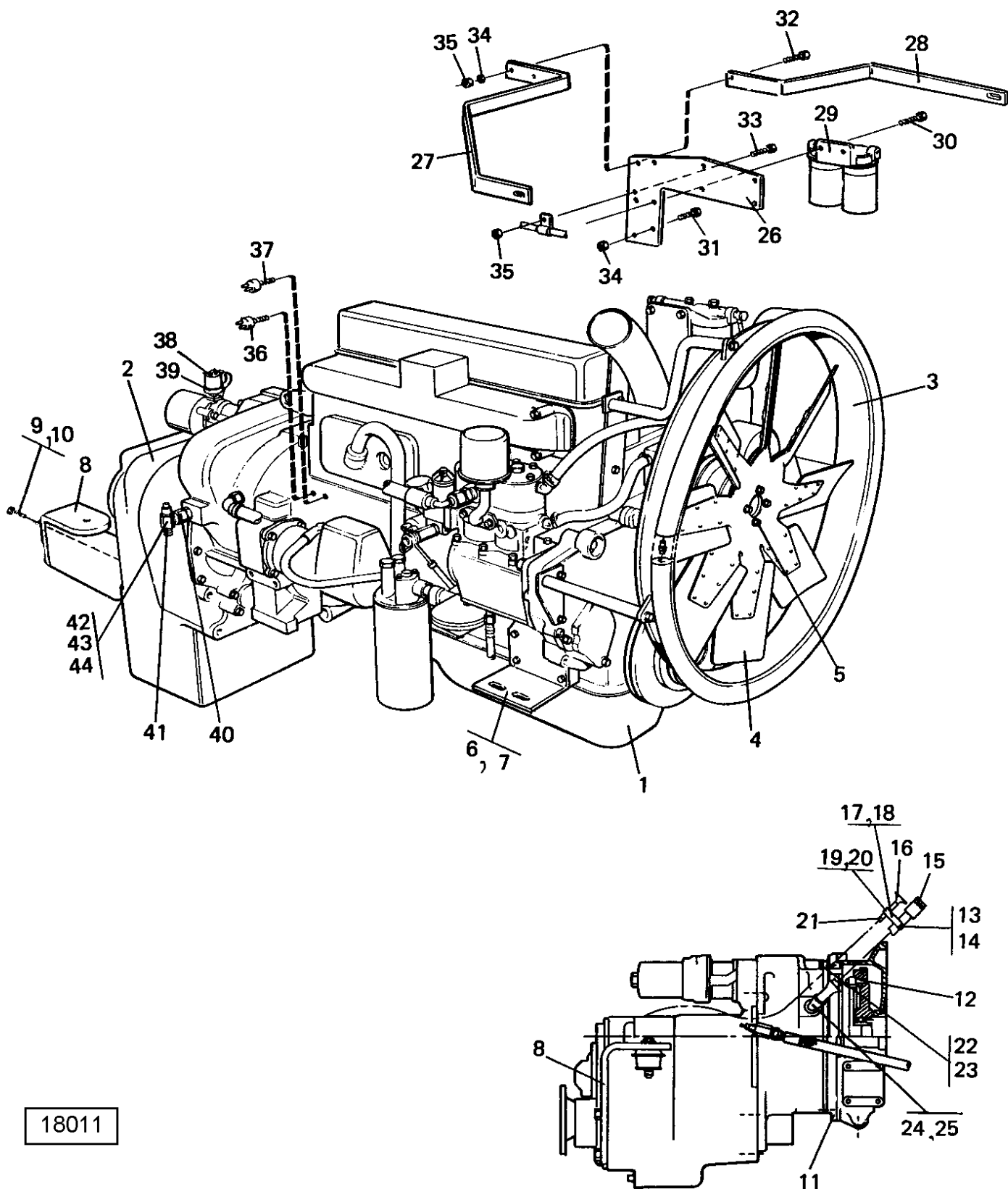


Reservdelar - Spare parts

30

265

5820	Utgåva Issue		Bild nr Picture No		Avgassystem TD630ME A19820.0100		Exhaust system TD630ME A19820.0100		
	980615	21720							
	Pos. Fig.	Antal/Quantity			Art nr Part No	Benämning	Description	Sats Kit	Anmärkning Notes
0010					A19820.0100	Avgassystem	Exhaust system		DRAWING NO.
0020	1	1			923096.0003	Klamma	Clamp		
0040	2	1			453679.0200	Slutrör	End pipe		
0060	3	1			923096.0002	Klamma	Clamp		
0080	4	1			921079.0005	Ljuddämpare	Silencer		
0100	5	1			A17230.0100	Avgasrör	Exhaust pipe		
0120	6	1			920983.0005	Tätning	Seal		
0140	7	4			923152.0001	Mutter	Nut		
0160	8	2			A00349.0100	Bygel	Yoke		
0180	9	4			3052	Mutter	Nut		
0200	10	4			A06361.0400	Distans	Spacer		
0220	11	4			3052	Mutter	Nut		
0240	12	2			455457.0100	Fäste	Bracket		
0260	13	4			922357.0014	Skruv	Screw		
0280	14	1			923373.0001	Klammer	Clamp		
0300	15	1			920995.0013	Slang	Hose		
0320	16	1			923373.0001	Klammer	Clamp		
0340	17	1			A00573.0100	Rör	Pipe		
0360	18	4			920074.105	Skruv	Screw		



18011

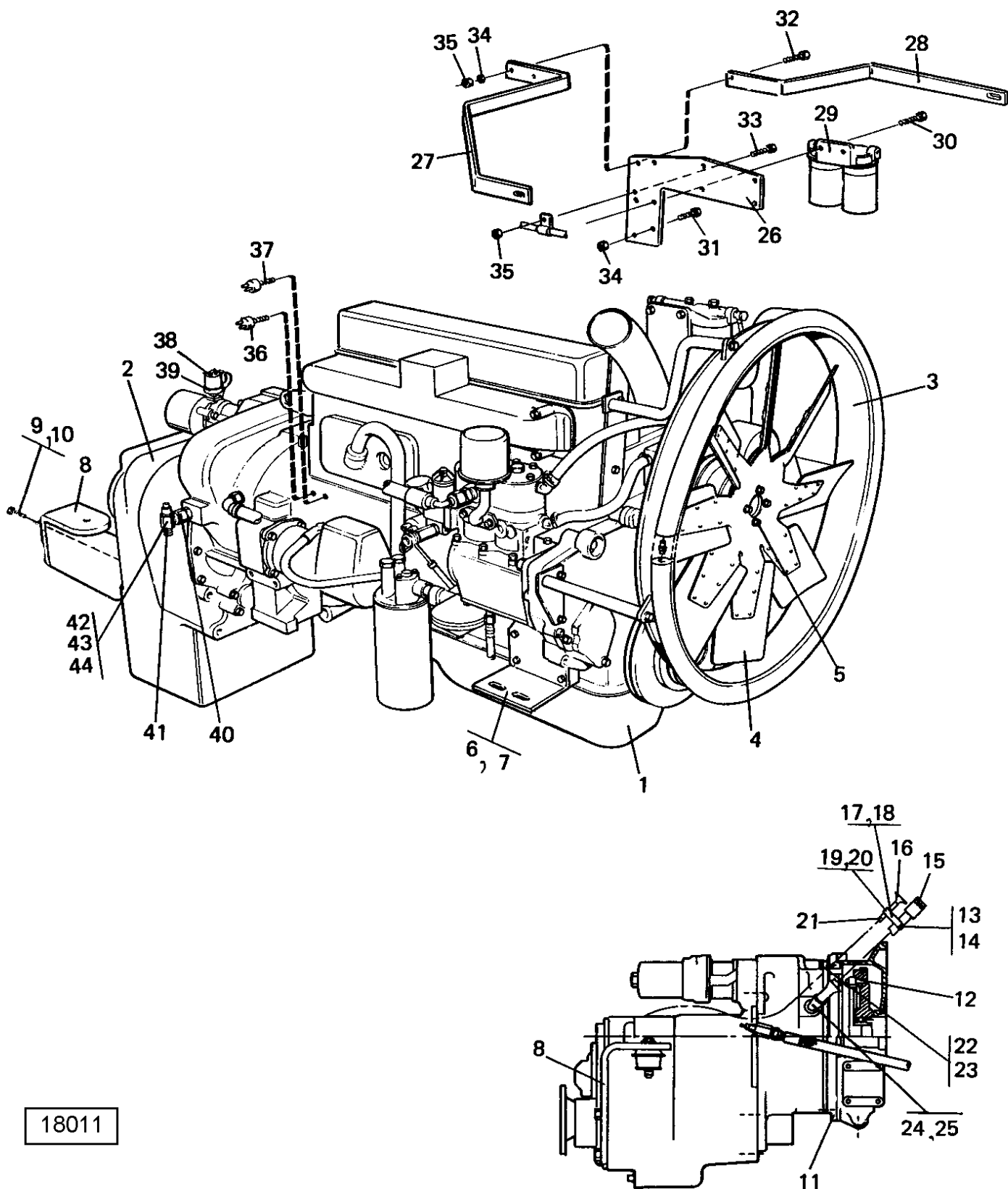
Reservdelar - Spare parts

30

267

6000

0000	Utgåva Issue		Bild nr Picture No		Motorpaket,insugningssida TWD730ME A14679.0100,A14679.0200		Engine assy.,Induction side, TWD730ME A14679.0100,A14679.0200		
	Pos. Fig.	Antal/Quantity			Art nr Part No	Benämning	Description	Sats Kit	Anmärkning Notes
		A146 79. 0100	A146 79. 0200						
0010	1	1			A14679.0100	Motor	Engine		DRAWING NO. DRAWING NO. TWD730ME,FLEXPLATES FLÄKTUTVÄXLING 1:1/ FAN GEAR RATIO 1:1 TWD730ME,FLEXPLATES FLÄKTUTVÄXLING 1:1.14 FAN GEAR RATIO 1:1.14 HELRENOVERING / RECONDITIONING 13.7 HR 32335 SEE GR 30, PAGE 313 STD,SUGANDE/SUCKING FLÄKTUTVÄXLING 1:1/ FAN GEAR RATIO 1:1 STD,SUGANDE/SUCKING FLÄKTUTVÄXLING 1:1.14 FAN GEAR RATIO 1:1.14 TRYCKANDE/PUSHING FLÄKTUTVÄXLING 1:1.14 FAN GEAR RATIO 1:1.14
0015			1		A14679.0200	Motor	Engine		
0020		1			920871.0036	Motor	Engine		
0021									
0022									
0025			1		920871.0042	Motor	Engine		
0026									
0027									
0030		1	1		923349.0784	•Packningssats	•Gasket kit		
0035									
0040	2	1	1		922297.0070	Växellåda	Gear box		
0060	3					Fläkring	Fan ring		
0220	4	1	1		920637.0005	Kylarfläkt	Fan		
0221									
0222									
0225		1	1		5337	Kylarfläkt	Fan		
0226									
0227									
0230		1	1		920001.002	Kylarfläkt	Fan		
0231									
0232									
0240	5	4	4		920099.061	Skruv	Screw		
0340	6	1	1		355690.0100	Motorfäste	Engine mounting		
0360	7	2	2		455689.0100	Distansplatta	Spacer plate		
0370	8	1	1		A00377.0100	Fäste	Bracket		
0380	9	2	2		2722	Skruv	Screw		
0400	10	2	2		920098.010	Bricka	Washer		
0440	11	1	1		921870.0001	Distansring	Spacer ring		
0520	12	8	8		2792	Skruv	Screw		
0540	13	1	1		95046	Klamma	Clamp		
0560	14	1	1		95038	Klammer	Clamp		
0580	15	1	1		923186.0001	Propp	Plug		
0600	16	1	1		455794.0100	Nivåsticka	Dipstick		
0620	17	1	1		920099.064	Skruv	Screw		
0640	18	1	1		920076.002	Låsmutter	Lock nut		
0660	19	1	1		455950.0100	Fäste	Bracket		
0680	20	1	1		455949.0100	Skylt	Sign		
0720	21	ERF	ERF		4430	Nylonslang	Nylon hose		L=1400
0740	22	12	12		923109.0434	Skruv	Screw		
0745		12	12		4735	Mutter	Nut		
0760	23	12	12		2957	Bricka	Washer		
0780	24	2	2		94219	Vinkelförskruvning	Angle fitting		
0800	25	1	1		455770.0100	Rör	Pipe		
0820	26	1	1		355841.0100	Fäste	Bracket		
0840	27	1	1		255843.0100	Fäste	Bracket		
0860	28	1	1		355842.0100	Fäste	Bracket		
0880	29					Bränslefilter	Fuel filter		SEE GR 30, PAGE 275
0900	30	2	2		922357.0031	Skruv	Screw		
0920	31	1	1		920042.019	Skruv	Screw		
0940	32	2	2		922357.0030	Skruv	Screw		
0960	33	1	1		920042.005	Skruv	Screw		
0980	34	3	3		98150	Bricka	Washer		
1000	35	3	3		5957	Mutter	Nut		
1020	36	1	1		923546.0001	Givare	Sensor		TRYCKVAKT SATS/KIT
1040	37	1	1		425817.8034	Oljetryckgivare,motor	Oil press.sensor,engine		
1060	38	1	1		920456.003	Oljetryckgivare,vakt	Sensor,oil pressure		
1080	39	1	1		920940.0003	Reducering	Reducing		
1100	40	1	1		920985.0002	Koppling	Fitting		
1120	41								NOT USED
1140	42	1	1		920876.0001	Temp.givare,vakt	Sensor,temperature		
1160	43	1	1		454672.0100	Koppling	Fitting		

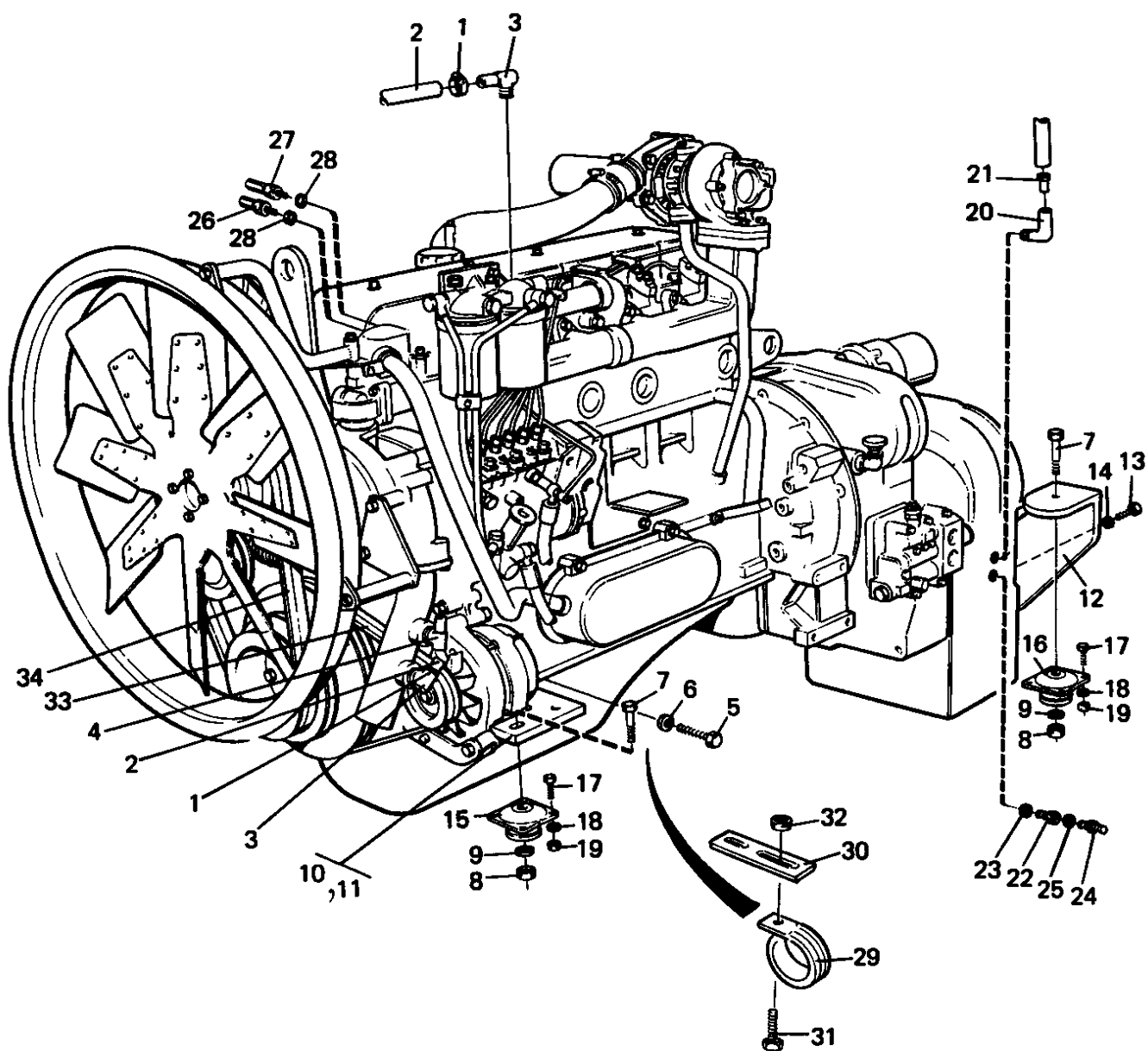




DC 9-16

Reservdelar - Spare parts

6000	Utgåva Issue		Bild nr Picture No		Motorpaket,insugningssida TWD730ME A14679.0100,A14679.0200		Engine assy.,Induction side, TWD730ME A14679.0100,A14679.0200		
	980615		18011						
	Pos. Fig.	Antal/Quantity			Art nr Part No	Benämning	Description	Sats Kit	Anmärkning Notes
	A146 79. 0100	A146 79. 0200							
1180	44	1	1		5935	Tredoring	Tredoring		

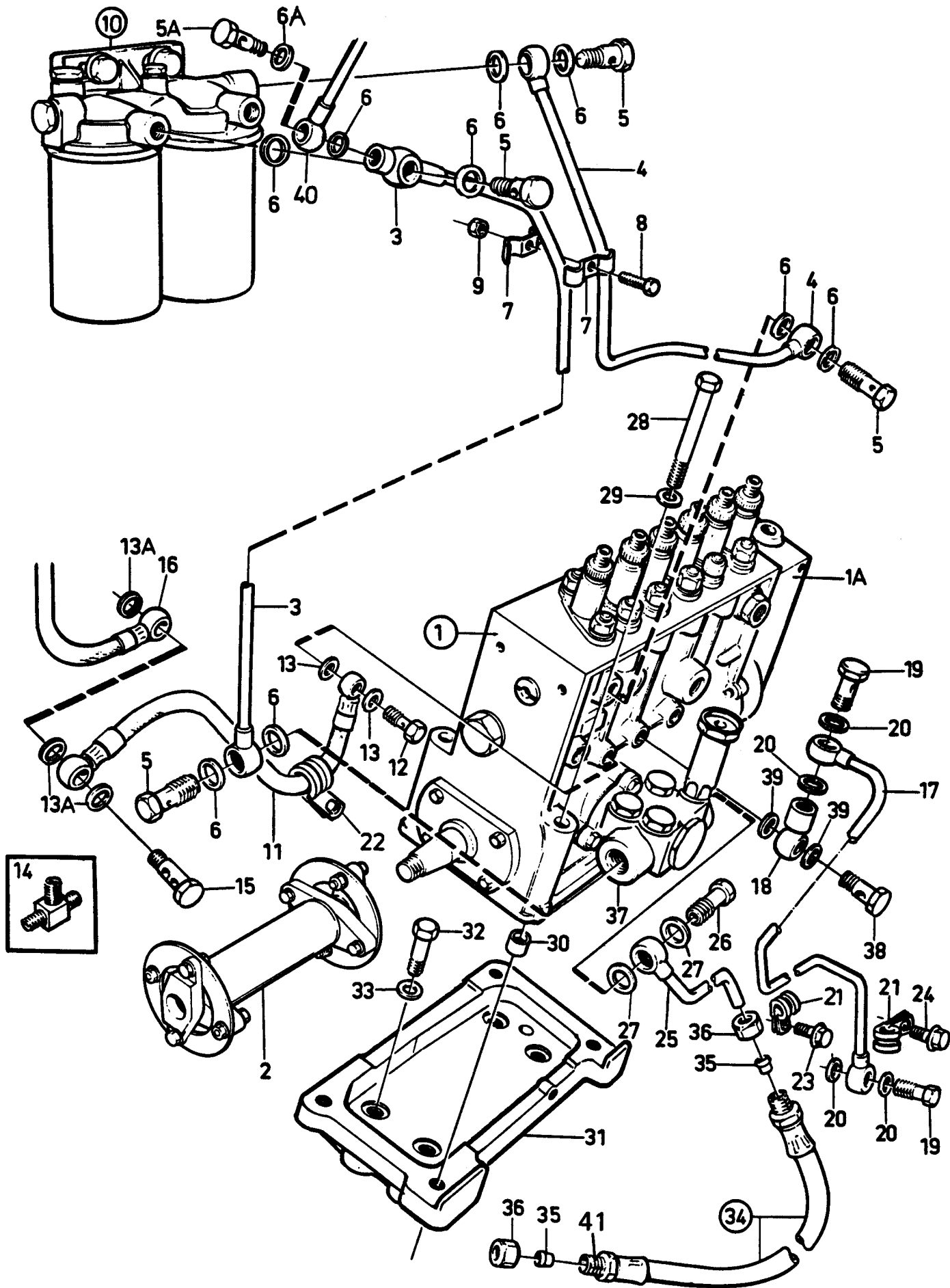


Reservdelar - Spare parts

30

271

6050	Utgåva Issue		Bild nr Picture No		Motorpaket,avgassida TWD730ME		Engine assembly, Exhaust side TWD730ME		
	980615		21838						
	Pos. Fig.	Antal/Quantity			Art nr Part No	Benämning	Description	Sats Kit	Anmärkning Notes
0010		1				Motor	Engine		SEE GR 30, PAGE 267
0020	1	4			3245	Slangklamma	Hose clamp		
0040	2	2			4077	Vattenslang	Water hose		
0060	3	2			5943	Slangnippel	Hose nipple		
0080	4	1			94123	Slangnippel	Hose nipple		
0100	5	6			3119	Skruv	Screw		
0120	6	6			920098.009	Bricka	Washer		
0140	7	4			920042.080	Skruv	Screw		
0160	8	4			920076.007	Mutter	Nut		
0180	9	4			98154	Bricka	Washer		
0200	10	1			355690.0100	Motorfäste	Engine mounting		
0220	11	2			455689.0100	Distansplatta	Spacer plate		
0240	12	1			255701.0400	Fäste	Bracket		
0260	13	2			2722	Skruv	Screw		
0280	14	2			920098.010	Bricka	Washer		
0300	15	2			920734.0001	Dämpare	Pad		
0320	16	2			920734.0002	Dämpare	Pad		
0340	17	16			920042.008	Skruv	Screw		
0360	18	16			98150	Bricka	Washer		
0380	19	16			920068.007	Mutter	Nut		
0400	20	1			3782	Vinkelnippel	Nipple		
0420	21	1			94338	Insatshylsa	Insert sleeve		
0440	22	1			A22385.0500	Muff	Socket		
0460	23	1			5935	Tredoring	Tredoring		
0480	24	1			3463	Nippel	Nipple		
0500	25	1			5933	Tredoring	Tredoring		
0520	26	1			920822.0005	Givare,temperaturvakt	Sensor,temperature		
0540	27	1			923400.0001	Givare,kylvattentemp.	Sensor,cool.water temp.		
0560	28	2			923107.0400	Packning	Gasket		
0580	29	2			920125.004	Gummiklamma	Rubber clamp		
0600	30	2			5219	Konsol	Bracket		
0620	31	2			920099.061	Skruv	Screw		
0640	32	2			5957	Mutter	Nut		
0660	33	1			921096.0006	Kilremssats	V-belt kit		
0680	34	1			923110.0055	Kilremssats	V-belt kit		
0700									
0720		1			923705.0366	Kilremssats	V-belt kit		
0740									
									FLÄKTUTVÄXLING 1:1/ FAN GEAR RATIO 1:1 FLÄKTUTVÄXLING 1:1.14 FAN GEAR RATIO 1:1.14

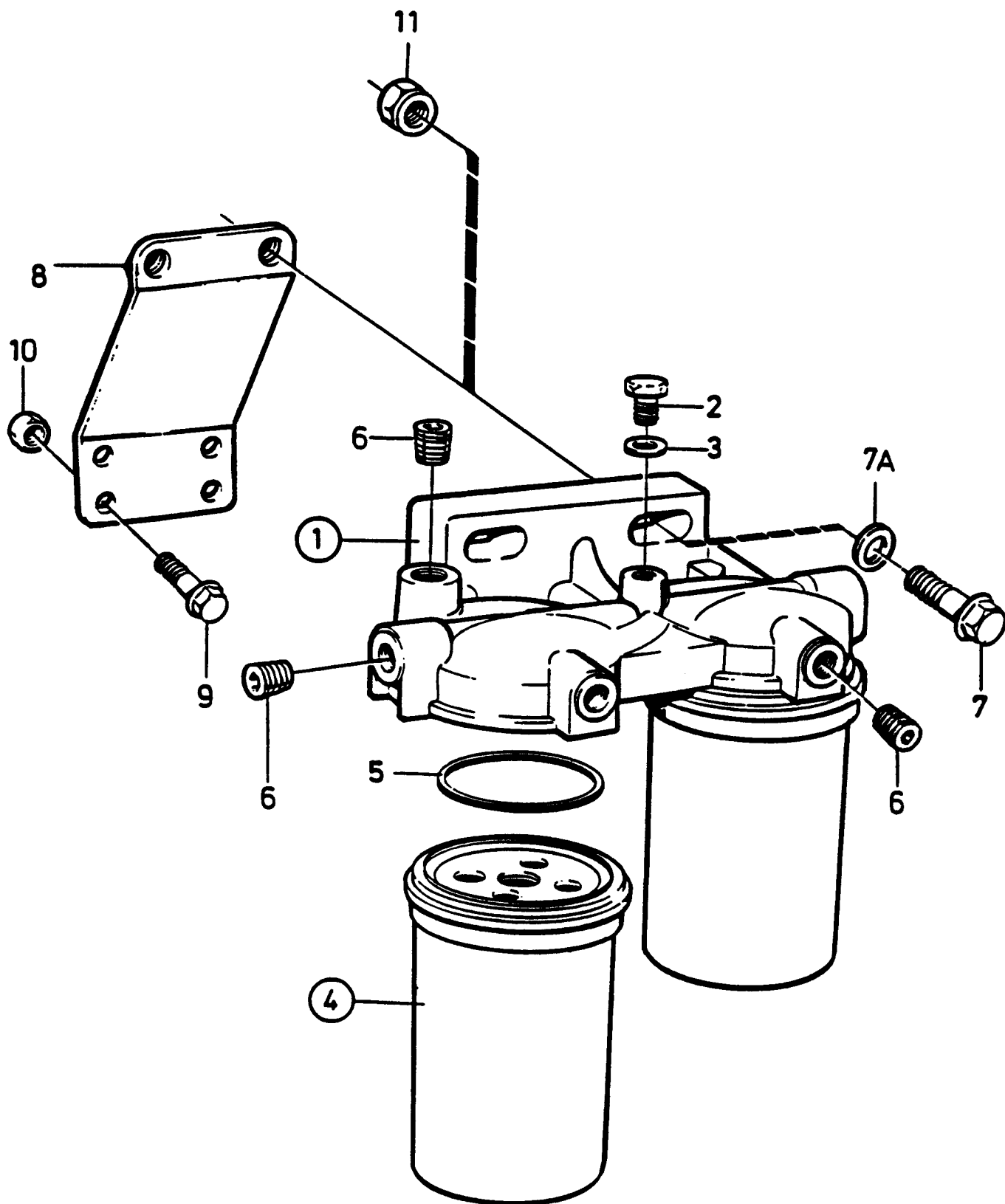


Reservdelar - Spare parts

30

273

6100	Utgåva Issue		Bild nr Picture No		Bränsleinsprutningssystem TWD730ME		Fuel injection system TWD730ME		
	980615		21931						
	Pos. Fig.	Antal/Quantity			Art nr Part No	Benämning	Description	Sats Kit	Anmärkning Notes
0020	1	1			923349.0700	Insprutningspump	Injection pump		SEE GR 30, PAGE 279
0040	1A	1				Regulator	Regulator		
0060	2	1				Koppling	Fitting		
0080	3	1			923349.0701	Bränslerör	Fuel pipe		
0100	4	1			923349.0702	Bränslerör	Fuel pipe		
0120	5	3			920714.0003	Hålskruv	Hollow screw		
0140	5A	1			923259.0566	Hålskruv	Hollow screw		
0160	6	8			921443.0003	Packning	Gasket		
0170	6A	2			922371.0501	Tätning	Seal		
0180	7	4			825	Klammer	Clamp		
0200	8	4			923107.0457	Skruv	Screw		SEE GR 30, PAGE 275
0220	9	2			923107.0428	Mutter	Nut		
0240	10	1				Bränslefilter	Fuel filter		
0260	11	1			923705.0291	Tryckoljerör	Pressure oil pipe		
0280	12	1			920714.0004	Hålskruv	Hollow screw		
0300	13	2			920715.0011	Packning	Gasket		
0320	13A	3			920715.0007	Packning	Gasket		
0340	14	1				Nippel	Nipple		
0360	15	1			923705.0071	Excenterlås	Eccenter lock		
0380	16	1			923705.0292	Tryckoljerör	Pressure oil pipe		
0400	17	1			923349.0707	Rör	Pipe		ÄUTF 63)
0420	18	1			923349.0708	Nippel	Nipple		
0440	19	2			920714.0003	Hålskruv	Hollow screw		
0460	20	4			921443.0003	Packning	Gasket		
0480	21	2			923107.0563	Klammer	Clamp		
0500	22	1			923705.0294	Klammer	Clamp		
0520	23	1			923705.0289	Skruv	Screw		
0540	24	1			923107.0461	Skruv	Screw		
0560	25								
0580	26	1			920714.0003	Hålskruv	Hollow screw		
0600	27	2			921443.0003	Packning	Gasket		NOT USED
0620	28	4			923107.0402	Skruv	Screw		
0640	29	4			923107.0569	Bricka	Washer		
0660	30	3			923107.0576	Hylsa	Sleeve		
0680	31	1			923349.0710	Hylla	Shelf		
0700	32	4			923107.0577	Skruv	Screw		
0720	33	4			923107.0382	Fjädrande bricka	Resilient washer		
0740	34	1			923669.0001	Bränsleslang	Fuel hose		
0760	35								
0780	36								
0800	37	1			923349.0712	Matarpump	Feed pump		NOT USED NOT USED
0820	38	1			920714.0003	Hålskruv	Hollow screw		
0840	39	2			921443.0003	Packning	Gasket		
0860	40	1			923349.0713	Läckoljerör	Leak oil pipe		
0880	41	1			94101	Adapter	Adapter		



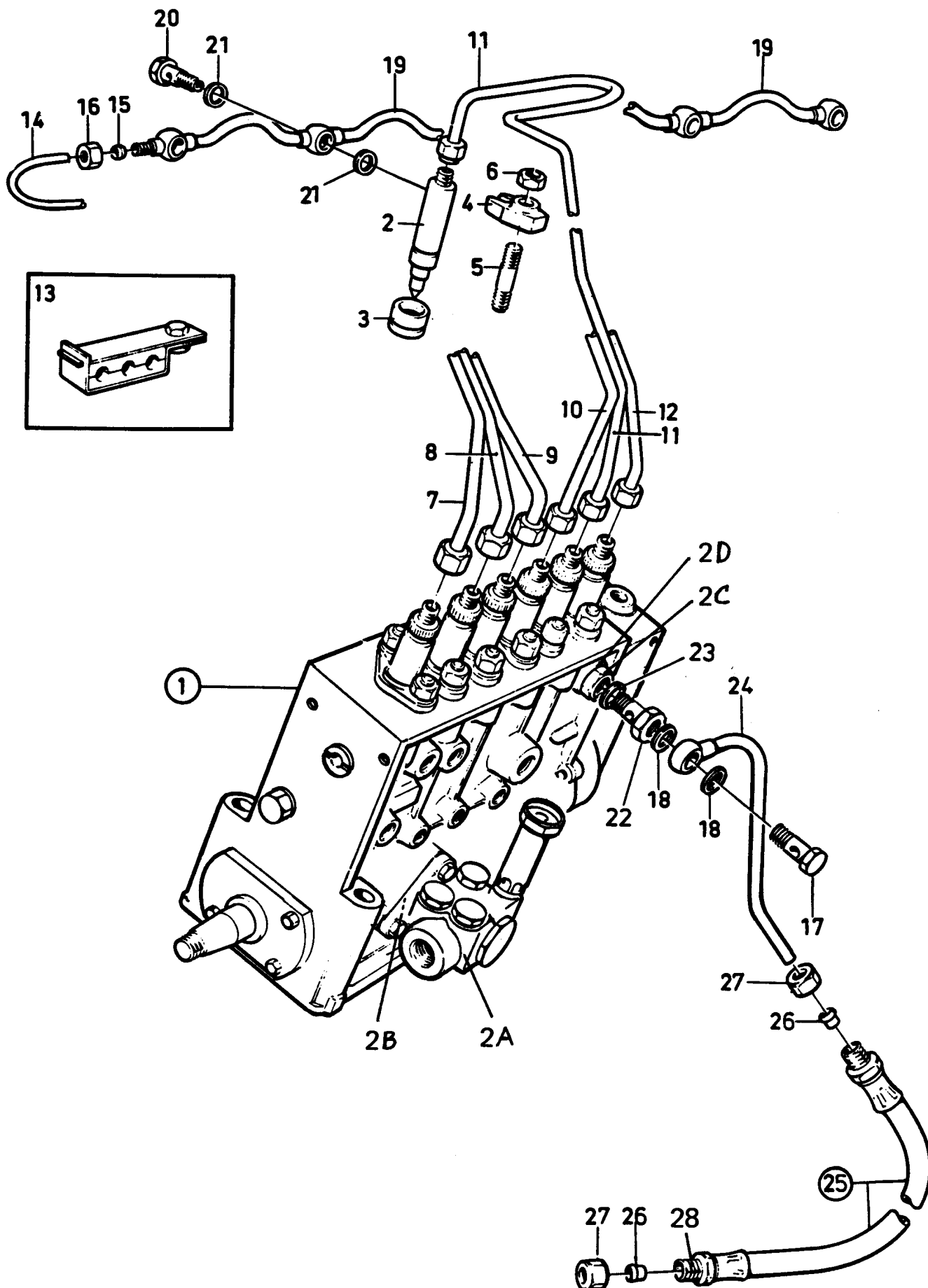
Reservdelar - Spare parts

30

275

6150

6150	Utgåva Issue	Bild nr Picture No	Bränslefilter TWD730ME		Fuel filter TWD730ME			
	980615	21098						
	Pos. Fig.	Antal/Quantity		Art nr Part No	Benämning	Description	Sats Kit	Anmärkning Notes
0020	1	1		923349.0778	Filterhus	Filter housing		NOT SOLD SEPARATELY
0040	2	1		923107.0483	•Skruv	•Screw		
0060	3	1		922371.0501	•Tätning	•Seal		
0080	4	2		3147	Bränslefilter	Fuel filter		
0100	5	2			•Packning	•Gasket		
0120	6	3		923349.0779	Propp	Plug		
0140	7	2		923107.0577	Skruv	Screw		
0160	7A	2		923107.0382	Fjädrande bricka	Resilient washer		
0180	8							
0200	9							
0220	10							NOT USED
0240	11	2		923349.0781	Mutter	Nut		NOT USED



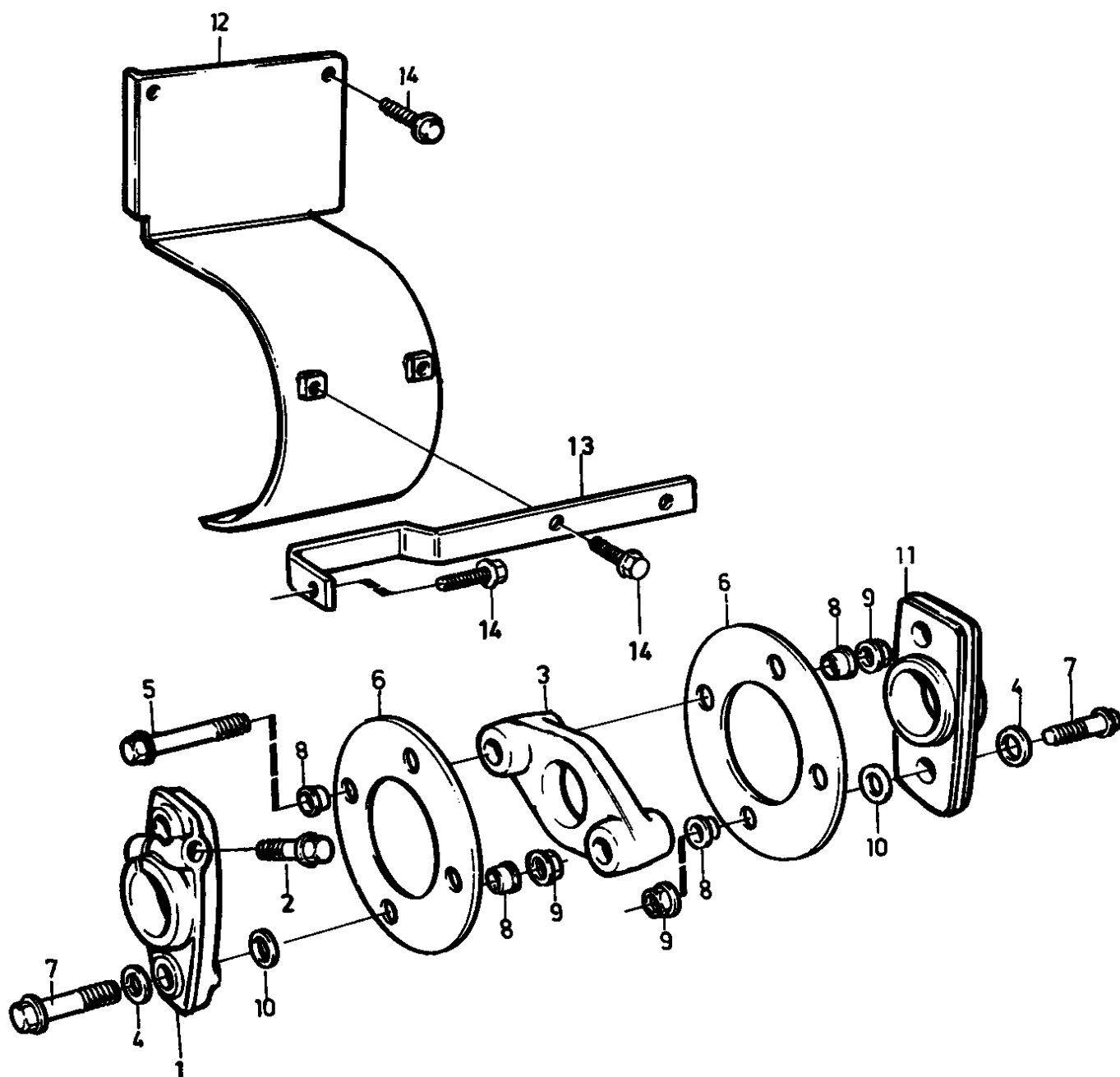
Reservdelar - Spare parts

30

277

6170

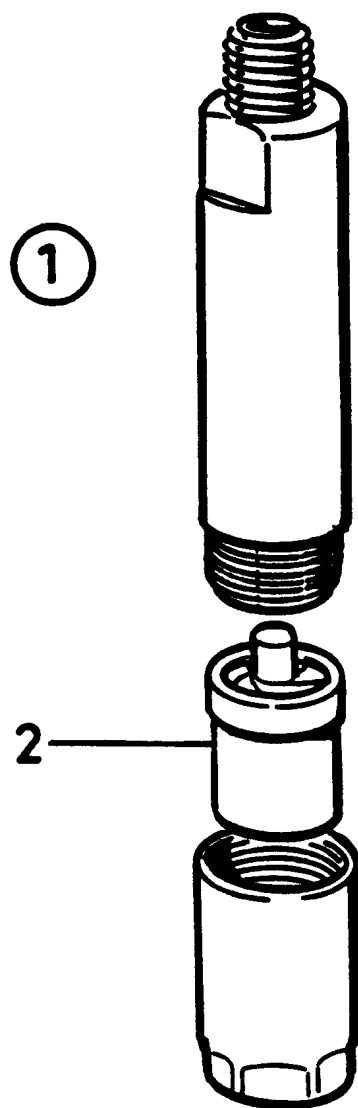
6170	Utgåva Issue		Bild nr Picture No		Insprutare och tryckrör		Fuel injector and delivery pipes		
	980615		21932		TWD730ME		TWD730ME		
	Pos. Fig.	Antal/Quantity			Art nr Part No	Benämning	Description	Sats Kit	Anmärkning Notes
0020	1	1			923349.0700	Insprutningspump	Injection pump		SEE GR 30, PAGE 281
0040	2	6			923110.0467	•Insprutare	•Injector		
0060	2A	1			923349.0712	•Matarpump	•Feed pump		
0080	2B	1			923705.0443	••O-ring	••O-ring		
0100	2C	1				•Överströmningsventil	•Over flow valve		
0120	2D	1				•Bricka	•Washer		
0140	3	6			921580.0001	V-ring	V-ring		
0160	4	6			923107.0471	Ok	Yoke		
0180	5	6			923107.0472	Pinnskruv	Stud		
0200	6	6			923349.0347	Mutter	Nut		
0220	7	1			923705.0928	Tryckrör	Delivery pipe		
0240	8	1			923705.0929	Tryckrör	Delivery pipe		
0260	9	1			923705.0930	Tryckrör	Delivery pipe		
0280	10	1			923705.0931	Tryckrör	Delivery pipe		
0300	11	1			923705.0932	Tryckrör	Delivery pipe		
0320	12	1			923705.0933	Tryckrör	Delivery pipe		
0340	13	2			923636.0913	Klammer	Clamp		
0360		5			923636.0912	Klammer	Clamp		
0380	14	1			923349.0713	Läckoljerör	Leak oil pipe		
0400	15	1			921554.0005	Skärring	Cone ring		
0420	16	1			921553.0005	Mutter	Nut		
0440	17	1			923259.0566	Hålskruv	Hollow screw		
0460	18	2			922371.0501	Tätning	Seal		
0480	19	1			923107.0566	Läckoljerör	Leak oil pipe		
0500	20	6			923259.0566	Hålskruv	Hollow screw		
0520	21	12			922371.0501	Tätning	Seal		
0540	22	1			920714.0002	Hålskruv	Hollow screw		
0560	23	1			921443.0003	Packning	Gasket		
0580	24								NOT USED
0600	25	1			A27186.0100	Bränsleslang	Fuel hose		NOT USED
0620	26								NOT USED
0640	27								
0660	28	1			94101	Adapter	Adapter		



Reservdelar - Spare parts
30
279

6200

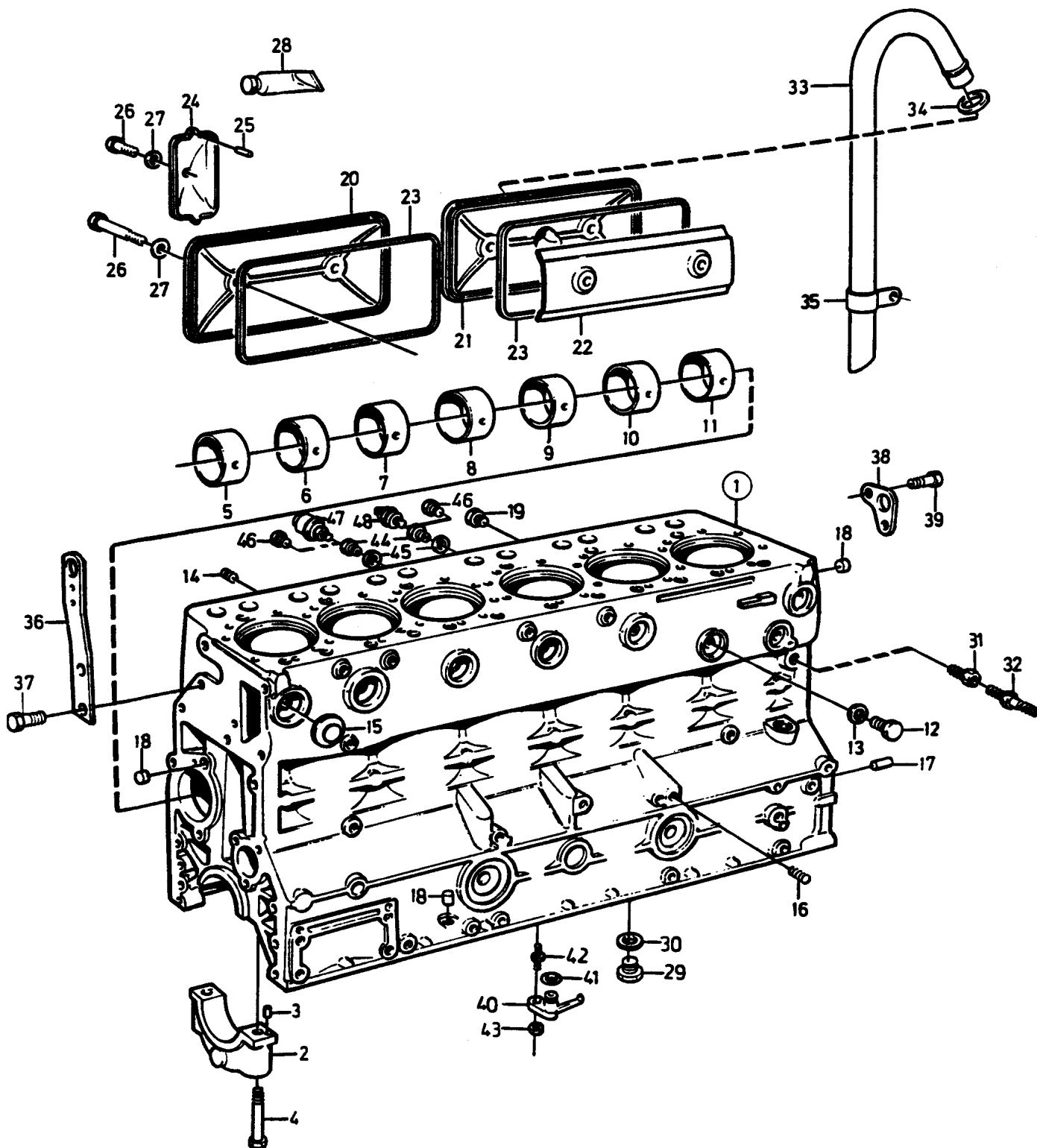
Utgåva Issue		Bild nr Picture No		Koppling för insprut- ningspump TWD730ME		Fuel injection pump coupling TWD730ME		
Pos. Fig.	Antal/Quantity			Art nr Part No	Benämning	Description	Sats Kit	Anmärkning Notes
1	1			923349.0805	Medbringare	Carrier		
2	1			921595.0015	Skruv	Screw		
3	1			923349.0806	Mellanstycke	Intermediate piece		
4	4			923349.0364	Bricka	Washer		
5	2			923349.0807	Skruv	Screw		
6	8			923349.0808	Platta	Plate		
7	4			923107.0577	Skruv	Screw		
8	8			923349.0809	Hylsa	Sleeve		
9	6			923349.0347	Mutter	Nut		
10	4			923349.0810	Bricka	Washer		
11	1				Medbringare	Carrier		
12	1			923349.0811	Skydd	Cover		
13	1			923349.0812	Stöd	Support		
14	5			923107.0359	Skruv	Screw		





Reservdelar - Spare parts

6220	Utgåva Issue		Bild nr Picture No		Insprutare TWD730ME		Fuel injector TWD730ME		
	980615		21030						
	Pos. Fig.	Antal/Quantity			Art nr Part No	Benämning	Description	Sats Kit	Anmärkning Notes
0020	1	1			923110.0467	Insprutare	Injector		
0040	2	1			923110.0466	•Spridare	•Nozzle		



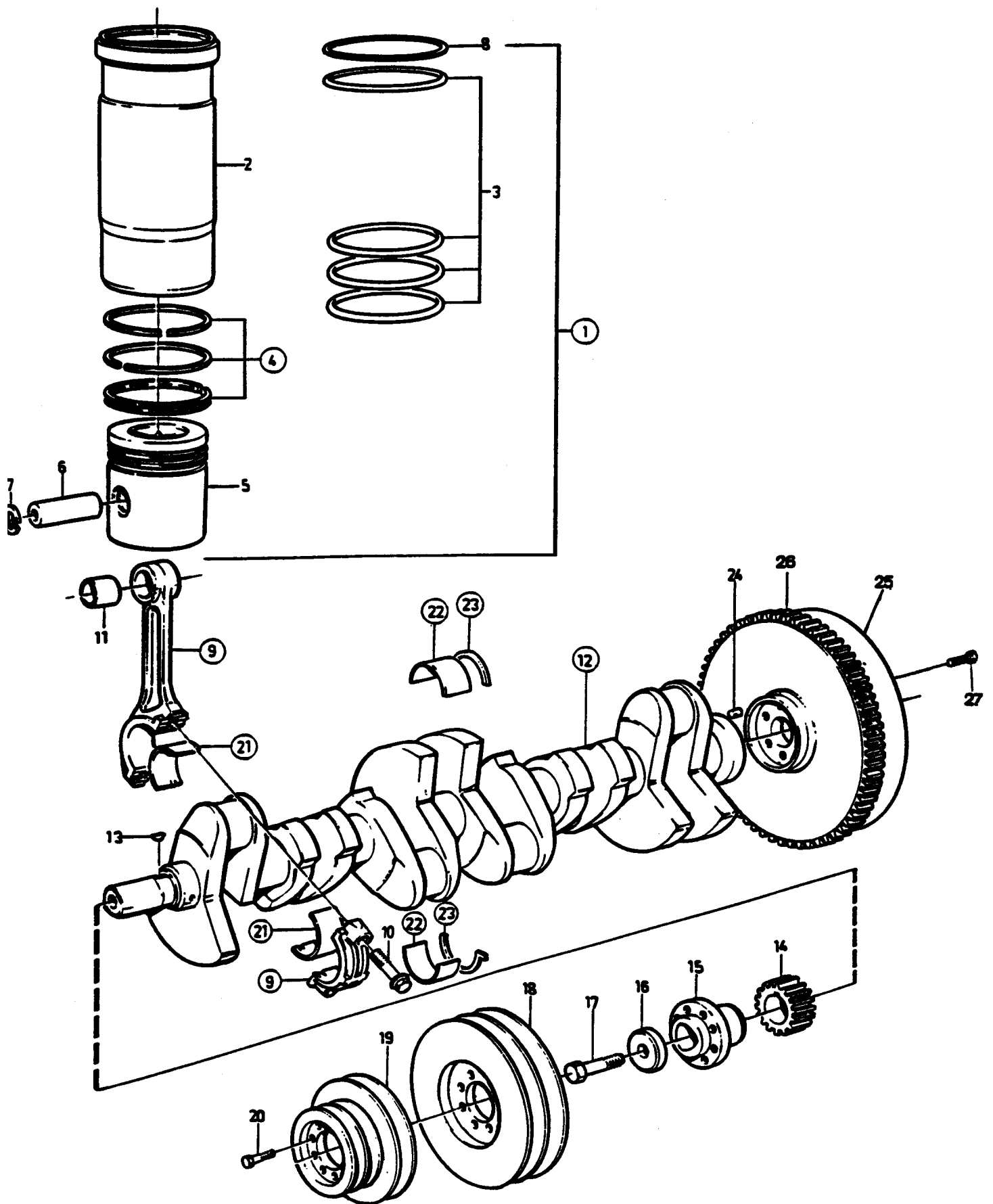
Reservdelar - Spare parts

30

283

6250

6250	Utgåva Issue		Bild nr Picture No		Cylinderblock TWD730ME		Cylinder block TWD730ME		
	980615		20292						
	Pos. Fig.	Antal/Quantity			Art nr Part No	Benämning	Description	Sats Kit	Anmärkning Notes
0020	1	1			923705.0272	Cylinderblock	Cylinder block		
0040	2	7				•Överfall	•Cap		
0060	3	1			923107.0218	•Pinne	•Pin		
0080	4	14			923107.0219	•Skruv	•Screw		
0100	5	1			923107.0220	•Bussning	•Bushing		
0120	6	1			923107.0221	•Bussning	•Bushing		
0140	7	1			923107.0222	•Bussning	•Bushing		
0160	8	1			923107.0223	•Bussning	•Bushing		
0180	9	1			923107.0224	•Bussning	•Bushing		
0200	10	1			923107.0225	•Bussning	•Bushing		
0220	11	1			923107.0226	•Bussning	•Bushing		
0240	12	1			923107.0678	•Propp	•Plug		
0260	13	1			920983.0002	•Packning	•Gasket		
0280	14	7			923107.0229	•Plugg	•Plug		
0300	15	6			923349.0733	•Plugg	•Plug		
0320	16	1			923349.0032	•Propp	•Plug		
0340	17	2			923107.0232	•Pinne	•Pin		
0360	18	4			923107.0233	•Plugg	•Plug		
0380		1			923107.0233	Plugg	Plug		
0400	19	1			923705.0273	Propp	Plug		
0420	20	1			923349.0416	Lock	Cover		
0440	21	1			923259.0824	Lucka	Cover lid		
0460	22	1			923349.0417	Plåt	Plate		
0480	23	2			920027.001	Packning	Gasket		
0500	24	1			923349.0418	Lock	Cover		
0520	25	1			923349.0419	Rörpinne	Tabular pin		
0540	26	5			923349.0420	Skruv	Screw		
0560	27	5			923107.0264	Tätningssring	Seal ring		
0580	28	1			923107.0308	Tätningssmedel	Sealing compound		
0600	29	1			923349.0034	Plugg	Plug		
0620	30	1			923349.0035	Packning	Gasket		
0640	31	1			923705.0168	Nippel	Nipple		
0660	32	1			923349.0313	Kran	Tap		
0680	33	1			923107.0583	Rör	Pipe		
0700	34	1			921555.0002	Tätningssring	Seal ring		
0720	35	1			923349.0036	Klamma	Clamp		
0740	36	1				Lyftöra	Lifting ear		
0760	37	2			923349.0421	Skruv	Screw		L=30MM
0780		1			923349.0724	Skruv	Screw		L=60MM
0800	38	2				Lyftöra	Lifting ear		
0820	39	4			923349.0421	Skruv	Screw		
0840	40	6			923349.0782	Kolvkylningsmunstycke	Piston cooling jet		
0860	41	6			923107.0580	Tätning	Seal		
0880	42	6			923107.0581	Pinnskruv	Stud		
0900	43	6			923107.0582	Låsmutter	Lock nut		
0920	44	2			923107.0584	Reducering	Reducing		
0940	45	2			920058.003	Kopparbricka	Copper washer		
0960	46	5			923705.0166	Propp	Plug		
0980	47	1			425817.8034	Oljetryckgivare,motor	Oil press.sensor,engine		SATS/KIT
1000	48	1			923546.0001	Kontakt,oljetryck,motor	Contact,eng.oil.press.		



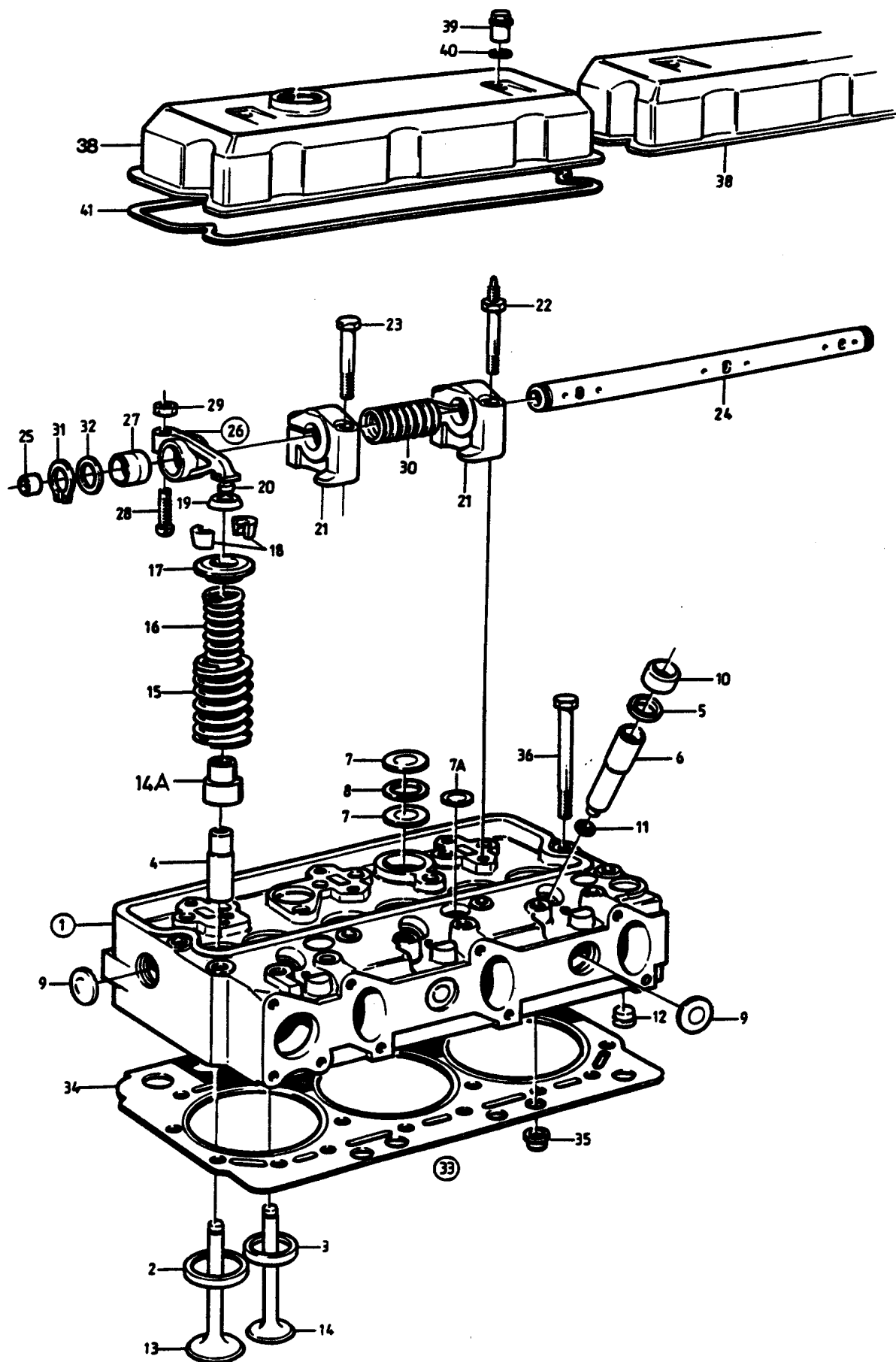
Reservdelar - Spare parts

30

285

6300

6300	Utgåva Issue		Bild nr Picture No		Vevrörelse TWD730ME		Crankshaft and related parts TWD730ME		
	980615		16300						
	Pos. Fig.	Antal/Quantity			Art nr Part No	Benämning	Description	Sats Kit	Anmärkning Notes
0020	1	6			923349.0741	Cylinderfodersats	Cylinder liner kit		
0040	2	6				•Cylinderfoder	•Cylinder liner		
0060	3	6			923107.0586	•Tätningssats	•Seal kit		
0080	4	6			923349.0742	•Kolvringsats	•Piston ring kit		
0100	5	6				•Kolv	•Piston		
0120	6	6			923705.0279	•Tapp	•Pin		
0140	7	12			923107.0588	•Låsring	•Lock ring		
0160	8	ERF			923259.0733	Bricka	Washer		TJ=0,12MM
0180		ERF			923259.0298	Bricka	Washer		TJ=0,20MM
0200		ERF			923259.0299	Bricka	Washer		TJ=0,30MM
0220		ERF			923259.0300	Bricka	Washer		TJ=0,50MM
0240	9	6			923107.0589	Vevstake	Connecting rod		
0260	10	12			923107.0271	•Skruv	•Screw		
0280	11	6			923107.0590	•Bussning	•Bushing		
0300	12	1			923107.0591	Vevaxel	Crankshaft		-SN2071018953
0310		1			923636.0890	Vevaxel	Crankshaft		SN2071018954-
0320	13	1			923107.0274	•Kil	•Key		
0340	14	1			923107.0275	Kuggghjul	Gear		
0360	15	1			923107.0276	Nav	Hub		
0380	16	1			923107.0277	Bricka	Washer		
0400	17	1			923107.0278	Skruv	Screw		
0420	18	1			923705.0280	Svängningsdämpare	Vibration damper		
0440	19	1			923107.0280	Remskiva	Pulley		3 SPÅR/3 GROOVE
0460	20	8			921595.0015	Skruv	Screw		L=60MM
0480	21	6			922735.0001	Vevlagersats	Crank shaft bearing kit		STD D
0500		6			923107.0592	Vevlagersats	Crank shaft bearing kit		0,254MM UD
0520		6			923107.0593	Vevlagersats	Crank shaft bearing kit		0,508MM UD
0540		6			923107.0594	Vevlagersats	Crank shaft bearing kit		0,762MM UD
0560		6			923107.0595	Vevlagersats	Crank shaft bearing kit		1,016MM UD
0580		6			923107.0596	Vevlagersats	Crank shaft bearing kit		1,270MM UD
0600	22	7			922736.0001	Ramlagersats	Base bearing kit		STD D
0620		7			923107.0597	Ramlagersats	Base bearing kit		0,254MM UD
0640		7			923107.0598	Ramlagersats	Base bearing kit		0,508MM UD
0660		7			923107.0599	Ramlagersats	Base bearing kit		0,762MM UD
0680		7			923107.0600	Ramlagersats	Base bearing kit		1,016MM UD
0700		7			923107.0601	Ramlagersats	Base bearing kit		1,270MM UD
0720	23	1			922737.0001	Tryckbricksats	Thrust washer kit		STD D
0740		1			923107.0602	Tryckbricksats	Thrust washer kit		0,1MM ÖD
0760		1			923107.0603	Tryckbricksats	Thrust washer kit		0,2MM ÖD
0780		1			923107.0604	Tryckbricksats	Thrust washer kit		0,3MM ÖD
0800	24	1			923107.0297	Pinne	Pin		
0820	25	1			923764.0213	Svänghjul	Flywheel		9-HÅL/HOLE,FLEXPLATES
0830									CLARK-32000
0831		1			923764.0294	Svänghjul	Flywheel		6-HÅL/HOLE,FLEXPLATES
0832									CLARK-28000
0840	26	1			923087.0001	•Kuggkrans	•Gear rim		
0860	27	9			923107.0298	Skruv	Screw		L=39MM



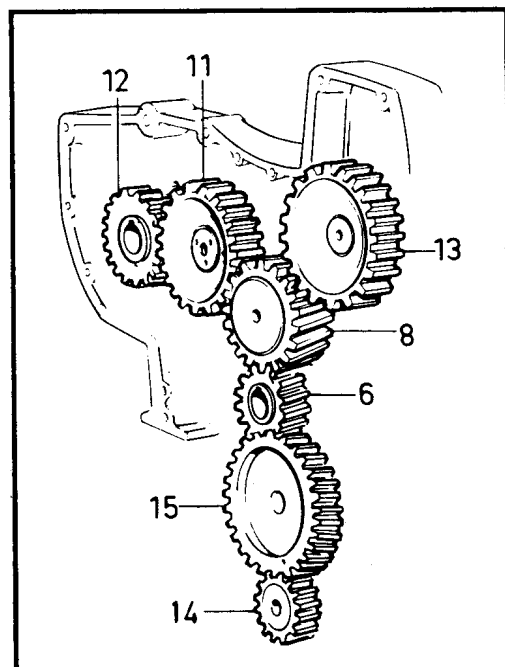
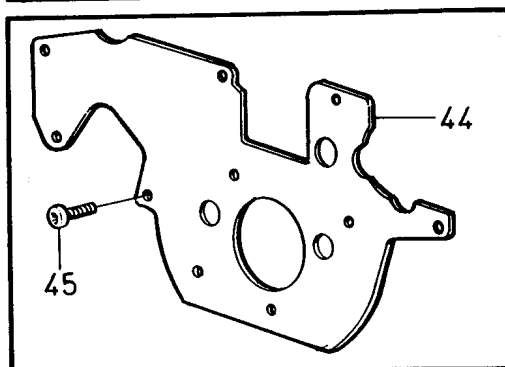
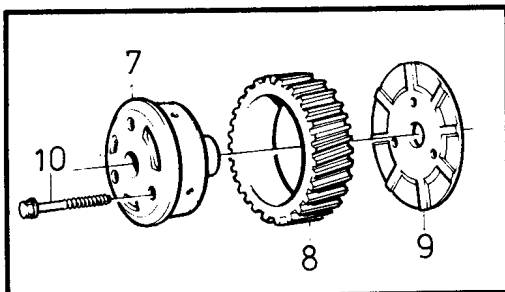
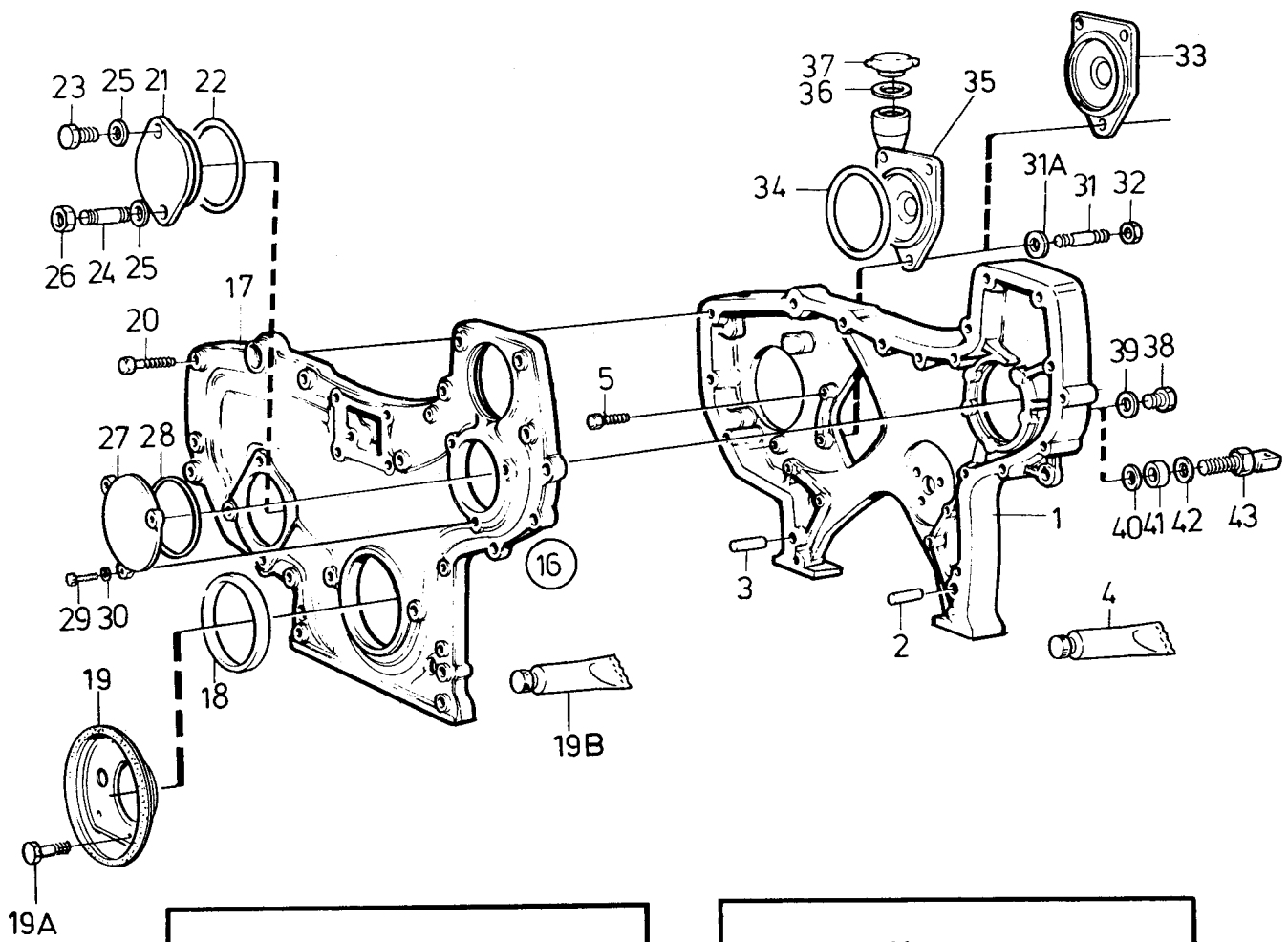
Reservdelar - Spare parts

30

287

6350	Utgåva Issue		Bild nr Picture No		Cylinderlock TWD730ME		Cylinder head TWD730ME			
	980615		20293							
	Pos. Fig.	Antal/Quantity			Art nr Part No	Benämning	Description	Sats Kit	Anmärkning Notes	
0020	1	2			923349.0725	Cylindertopp	Cylinder top		INSUG/INLET AVGAS/EXHAUST	
0040	2	6			923705.0271	•Ventilsäte	•Valve seat			
0060	3	6			922660.0004	•Ventilsäte	•Valve seat			
0080	4	12			922371.0254	•Styrning	•Guide			
0100	5	6			921368.0004	•Packning	•Gasket			
0120	6	6			920030.004	•Hylsa	•Sleeve			
0140	7	8			920307.004	•Plugg	•Plug			
0160	7A	6			920307.004	•Plugg	•Plug			
0180	8	4			923107.0244	•Packning	•Gasket			
0200	9	8			923107.0245	•Plugg	•Plug			
0220	10	6			921581.0001	•Tätning	•Seal			
0240	11	6			920031.002	•O-ring	•O-ring			
0260	12	10			923349.0726	•Munstycke	•Jet			
0280	13	6			923349.0727	Insugningsventil	Induction valve			
0300	14	6			923349.0728	Avgasventil	Exhaust valve			
0320	14A	12			923349.0729	Tätning	Seal			
0340	15	12			921477.0014	Fjäder	Spring	YTTRE/OUTER INRE/INNER		
0360	16	12			921477.0013	Fjäder	Spring			
0380	17	12			923349.0730	Bricka	Washer			
0400	18	24			923349.0731	Lås	Lock			
0420	19	12			923107.0608	Lock	Cover			
0440	20	12			923349.0732	Ventilhatt	Valve cap			
0460	21	6			923107.0609	Lagerbock	Bearing bracket			
0480	22	4			923107.0248	Pinnskruv	Stud			
0500	23	8			923107.0249	Skruv	Screw			
0520	24	2			923107.0610	Axel	Shaft			
0540	25	2			923107.0711	•Plugg	•Plug			
0560	26	12			923107.0611	Vipparm	Rocker arm			
0580	27	12			923107.0612	•Bussning	•Bushing			
0600	28	12			923107.0254	•Bult	•Bolt			
0620	29	12			923107.0255	•Mutter	•Nut			
0640	30	4			923107.0613	Fjäder	Spring			
0660	31	4			923107.0614	Låsring	Lock ring			
0680	32	4			923107.0615	Bricka	Washer			
0700	33	2			923110.0173	Packningssats	Gasket kit			
0720	34	2			•Packning	•Gasket	S	N.S.S. D=26MM D=19MM D=14MM		
0740	35	12			923107.0260	•Tätningsring	•Seal ring		S	
0760		16			921581.0003	•Tätningsring	•Seal ring		S	
0780		2			921581.0002	•Tätningsring	•Seal ring		S	
0800	36	40			923107.0616	Skruv	Screw		NOT USED	
0820	37									
0840	38	2			923107.0618	Kåpa	Cover			
0860	39	4			923107.0263	Mutter	Nut			
0880	40	4			923107.0264	Tätningsring	Seal ring			
0900	41	2			923107.0617	Packning	Gasket			
0920		2			923349.0783	Packningssats	Gasket kit			
0940		1			923349.0784	Packningssats	Gasket kit			
0960										SOTNING/DECARBONIZING HELRENOVERING/ RECONDITIONING

SOTNING/DECARBONIZING
HELRENOVERING/
RECONDITIONING

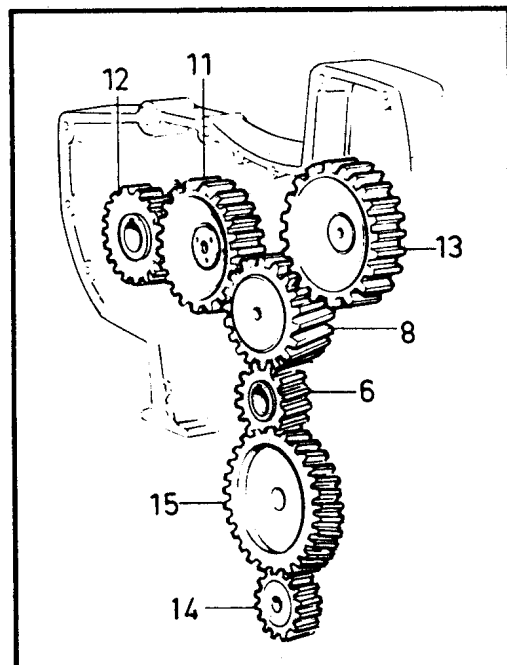
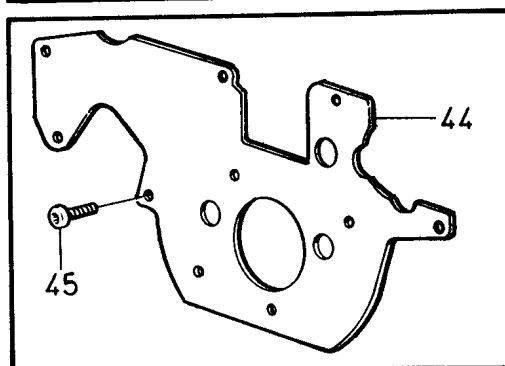
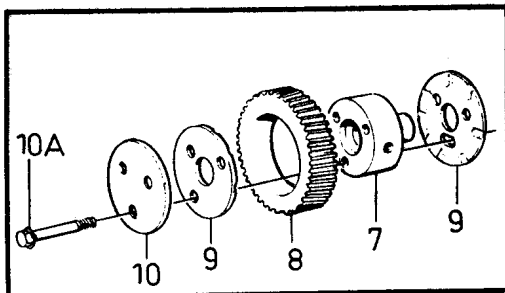
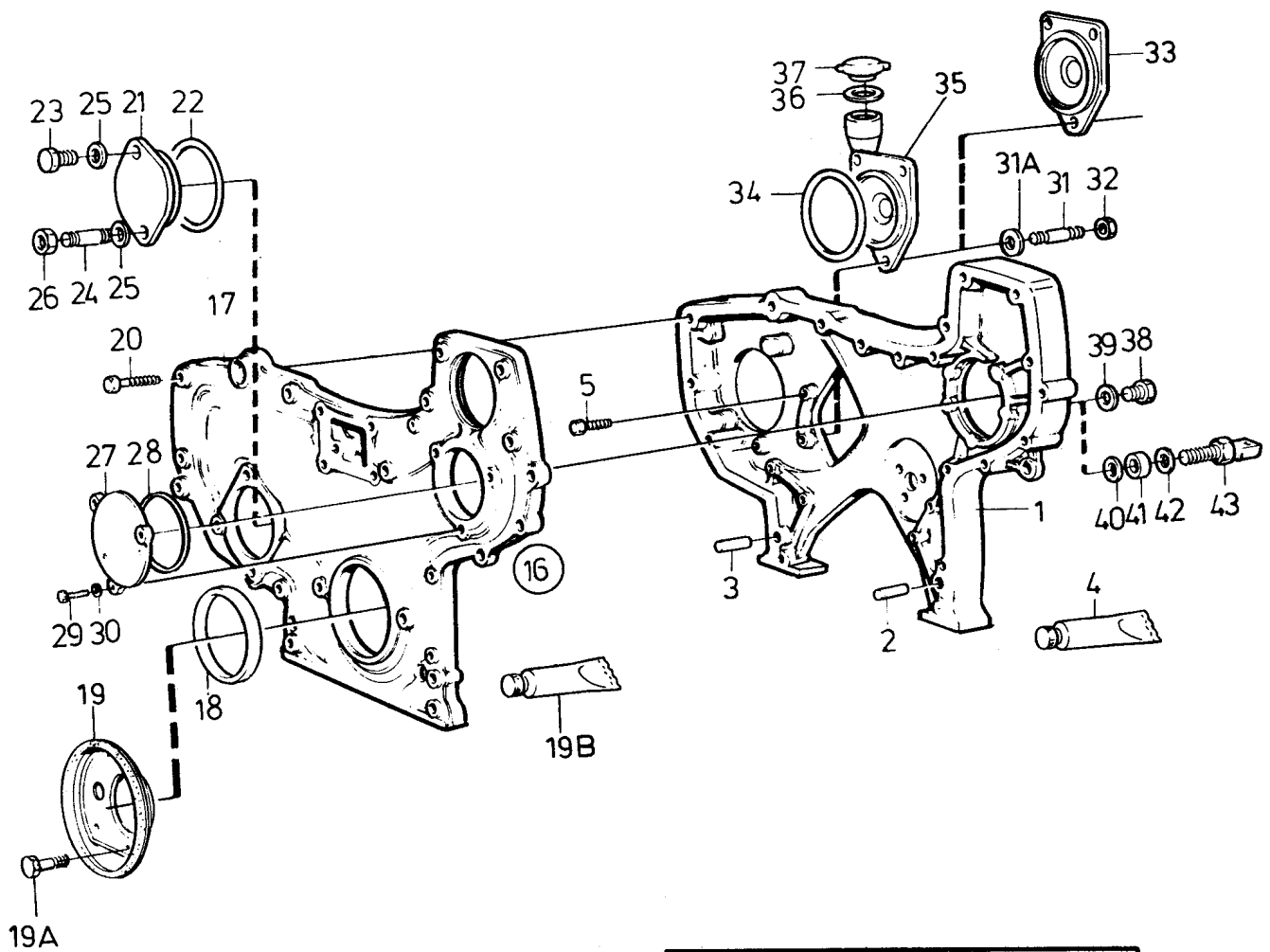


Reservdelar - Spare parts

30

289

6400	Utgåva Issue		Bild nr Picture No		Transmissionshus och drev TWD730ME, -SN2071082971		Transmission case and gears TWD730ME -SN2071082971		
	980615	23438							
	Pos. Fig.	Antal/Quantity			Art nr Part No	Benämning	Description	Sats Kit	Anmärkning Notes
0020	1	1			923107.0619	Transmissionshus	Transmission case		
0040	2	1			923107.0306	Pinne	Pin		
0060	3	1			923107.0307	Pinne	Pin		
0080	4	1			923107.0308	Tätningsmedel	Sealing compound		
0100	5	2			923107.0309	Skruv	Screw		L=28MM
0120		2			923107.0310	Skruv	Screw		L=58MM
0140	6	1			923107.0275	Kugghjul	Gear		VEVAXEL/CRANKSHAFT
0160	7	1			923468.0046	Spindel	Spindle		
0180	8	1			923705.0274	Kugghjul	Gear		
0200	9	1			923107.0313	Tryckbricka	Thrust washer		
0220	10	3			923107.0314	Skruv	Screw		
0240	11	1			923349.0382	Drev	Gear		KAMAXEL/CAMSHAFT
0260	12	1			920270.006	Kugghjul	Gear		LUFTKOMPR./AIR COMPR.
0280									NITRO
0300	13	1			923705.0069	Kugghjul	Gear		INSRUTNINGSPUMP/
0320									FUEL INJECTION PUMP
0340	14	1			923107.0620	Kugghjul	Gear		OLJEPUMP/OIL PUMP
0360	15	1			923107.0315	Kugghjul	Gear		OLJEPUMP/OIL PUMP
0380	16	1			923636.0889	Lock	Cover		
0400	17	1				•Lock	•Cover		
0420	18	1			922371.0343	•Tätningsring	•Seal ring		
0440	19	1			923705.0276	Isolering	Insulation		
0460	19A	4			923349.0950	Skruv	Screw		
0480	19B	ERF			923107.0308	Tätningsmedel	Sealing compound		
0500	20	1			923107.0328	Skruv	Screw		L=90MM
0520		6			923107.0317	Skruv	Screw		L=80MM
0540		2			923107.0318	Skruv	Screw		L=45MM
0560		1			923107.0621	Skruv	Screw		L=55MM
0580		7			923107.0320	Skruv	Screw		L=40MM
0600	21	1			923259.0830	Lock	Cover		
0620	22	1			923349.0751	Tätning	Seal		
0640	23	1			923349.0752	Skruv	Screw		L=35MM
0660		1			923636.0009	Skruv	Screw		L=60MM
0680	24	1			923705.0277	Pinnskruv	Stud		
0700	25	2			923107.0323	Bricka	Washer		
0720	26	1			923349.0347	Mutter	Nut		
0740	27	1			923349.0426	Lock	Cover		
0760	28	1			923107.0326	O-ring	O-ring		
0780	29	3			923107.0327	Skruv	Screw		
0800	30	3			920771.0001	Fjäderbricka	Spring washer		
0820	31	3			923107.0324	Pinnskruv	Stud		
0840	31A	3			920336.002	Fjädrande bricka	Resilient washer		
0860	32	3			923107.0325	Mutter	Nut		
0880	33	1			922747.0001	Lock	Cover		
0900	34	1			4660	Packning	Gasket		
0920	35								NOT USED
0940	36								NOT USED
0960	37								NOT USED
0980	38	1			921022.0005	Propp	Plug		
1000	39	1			923107.0400	Packning	Gasket		
1020	40								NOT USED
1040	41								NOT USED
1060	42								NOT USED
1080	43								NOT USED
1100	44	1			923705.0276	Isolering	Insulation		
1120	45	6			923349.0950	Skruv	Screw		

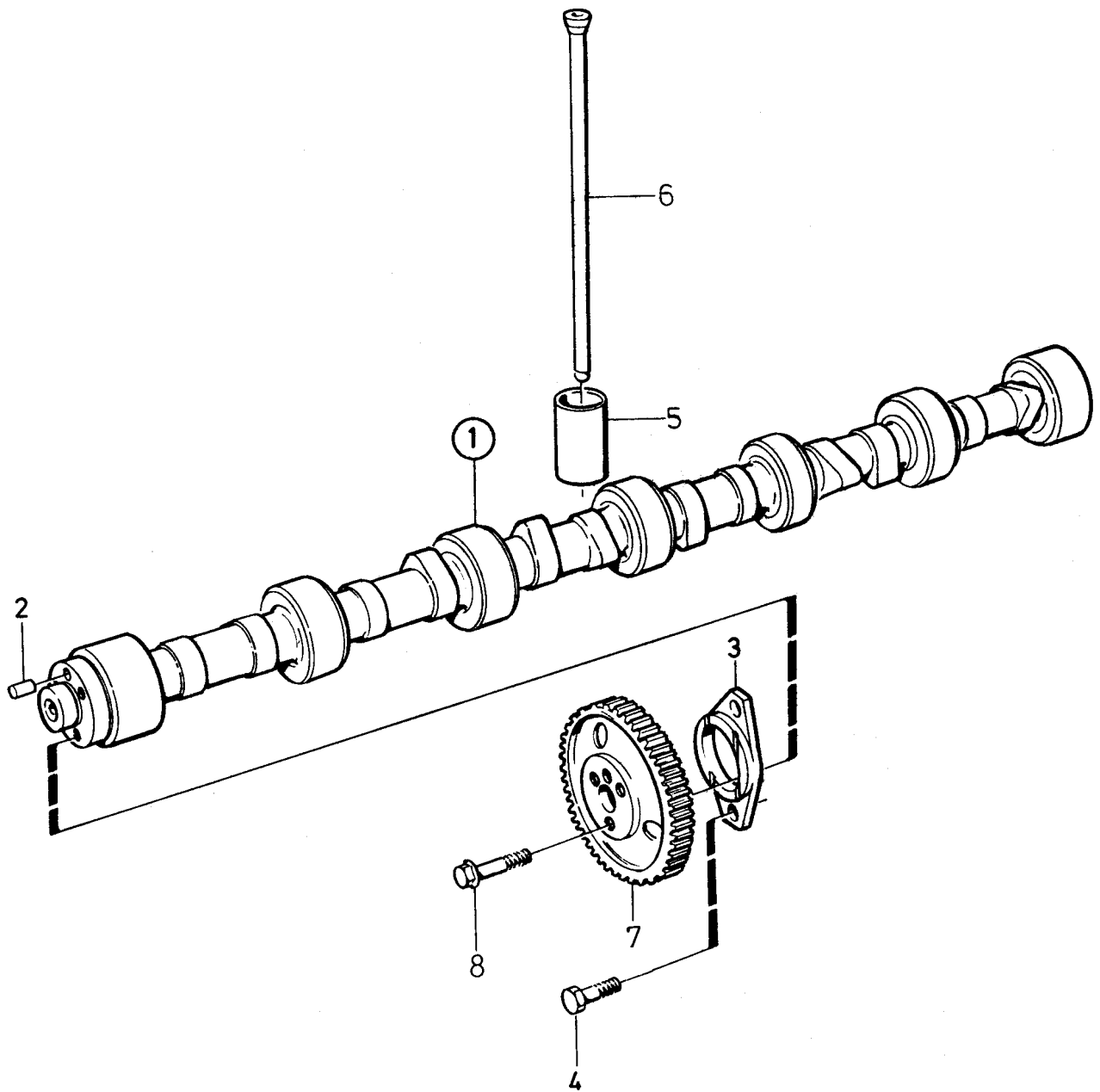


Reservdelar - Spare parts

30

291

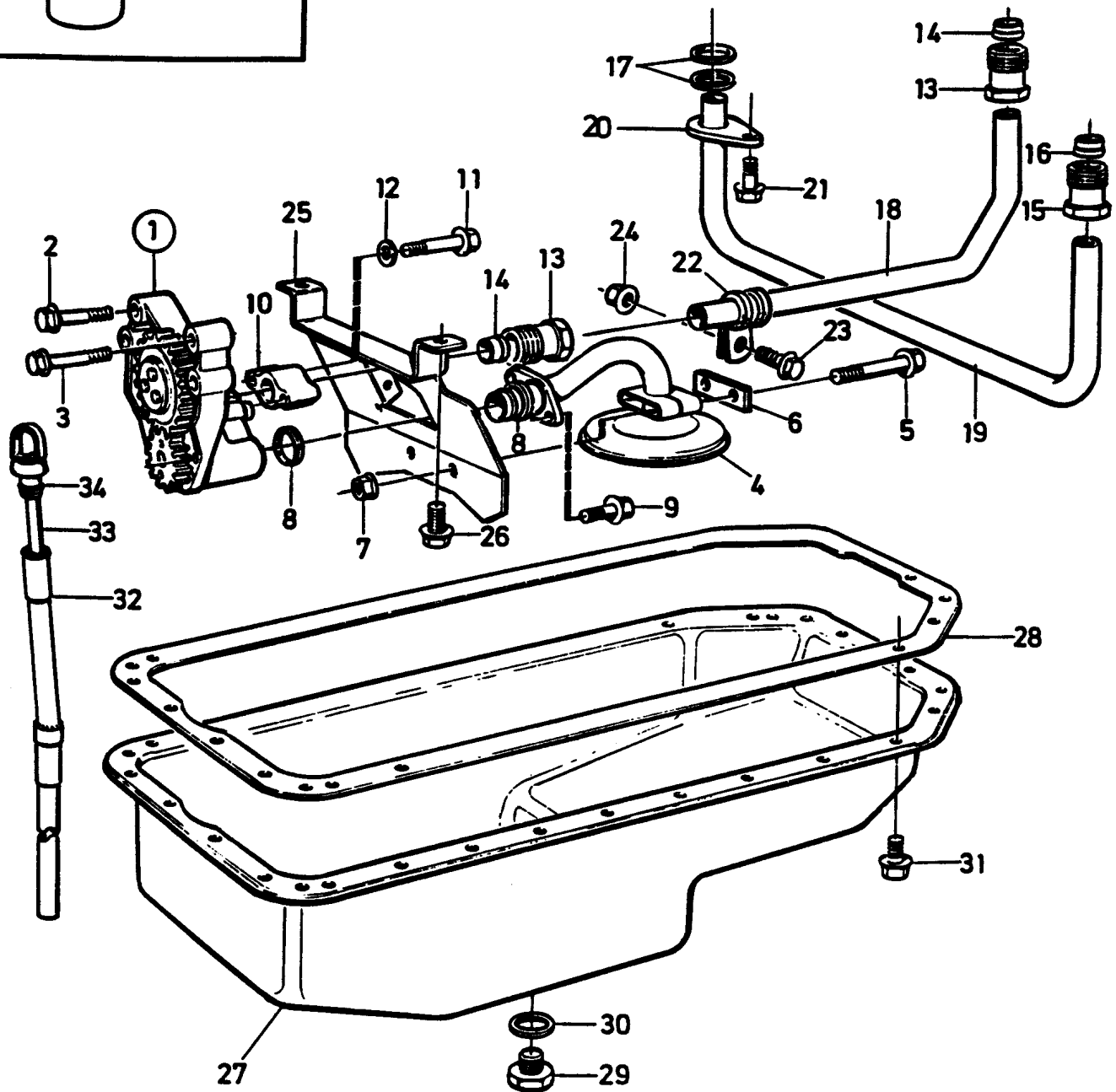
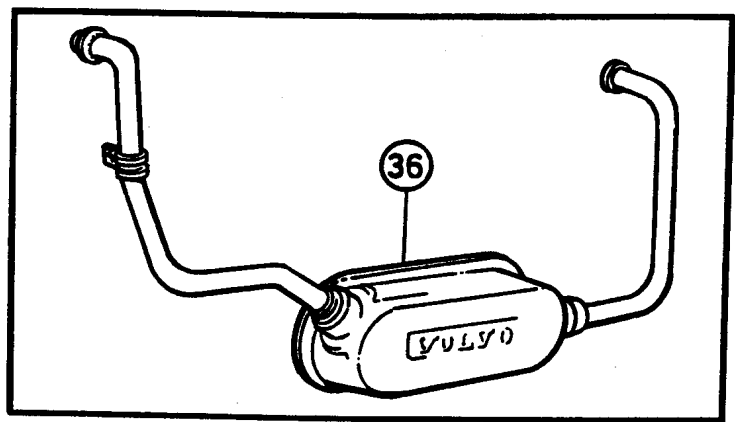
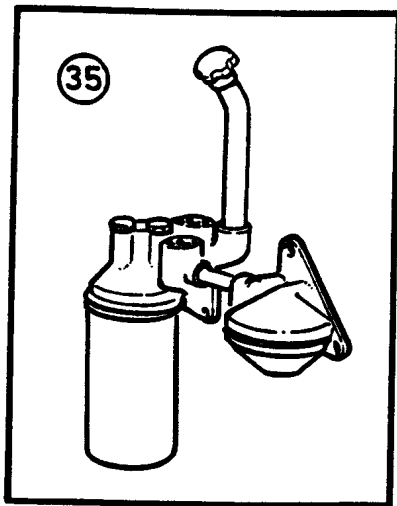
6420	Utgåva Issue		Bild nr Picture No		Transmissionshus, drev TWD730ME, SN2071082972-		Transmissions case, gears TWD730ME, SN2071082972-		
	980615	22328							
	Pos. Fig.	Antal/Quantity			Art nr Part No	Benämning	Description	Sats Kit	Anmärkning Notes
0020	1	1			923107.0619	Transmissionshus	Transmission case		
0040	2	1			923107.0306	Pinne	Pin		
0060	3	1			923107.0307	Pinne	Pin		
0080	4	1			923107.0308	Tätningsmedel	Sealing compound		
0100	5	2			923107.0309	Skruv	Screw		L=28MM
0120		2			923107.0310	Skruv	Screw		L=58MM
0140	6	1			923107.0275	Kugghjul	Gear		VEVAXEL/CRANKSHAFT
0160	7	1			923349.0942	Spindel	Spindle		
0180	8	1			923636.0887	Kugghjul	Gear		
0200	9	2			923107.0313	Tryckbricka	Thrust washer		
0220	10	1			923349.0944	Tryckbricka	Thrust washer		
0240	10A	3			923636.0888	Skruv	Screw		
0260	10B	3			923107.0739	Bricka	Washer		
0280	11	1			923349.0382	Drev	Gear		KAMAXEL/CAMSHAFT
0300	12	1			920270.006	Kugghjul	Gear		LUFTKOMPR./AIR COMPR.
0320									NITRO
0340	13	1			923705.0069	Kugghjul	Gear		INSRUTNINGSPUMP/
0360									FUEL INJECTION PUMP
0380	14	1			923107.0620	Kugghjul	Gear		OLJEPUMP/OIL PUMP
0400	15	1			923107.0315	Kugghjul	Gear		OLJEPUMP/OIL PUMP
0420	16	1			923636.0889	Lock	Cover		
0440	17	1				•Lock	•Cover		
0460	18	1			922371.0343	•Tätningsring	•Seal ring		
0480	19	1			923705.0276	Isolering	Insulation		
0500	19A	4			923349.0950	Skruv	Screw		
0520	19B	ERF			923107.0308	Tätningsmedel	Sealing compound		
0540	20	1			923107.0328	Skruv	Screw		L=90MM
0560		6			923107.0317	Skruv	Screw		L=80MM
0580		2			923107.0318	Skruv	Screw		L=45MM
0600		1			923107.0621	Skruv	Screw		L=55MM
0620		7			923107.0320	Skruv	Screw		L=40MM
0640	21	1			923259.0830	Lock	Cover		
0660	22	1			923349.0751	Tätning	Seal		
0680	23	1			923349.0752	Skruv	Screw		L=35MM
0700		1			923636.0009	Skruv	Screw		L=60MM
0720	24	1			923705.0277	Pinnskruv	Stud		
0740	25	2			923107.0323	Bricka	Washer		
0760	26	1			923349.0347	Mutter	Nut		
0780	27	1			923349.0426	Lock	Cover		
0800	28	1			923107.0326	O-ring	O-ring		
0820	29	3			923107.0327	Skruv	Screw		
0840	30	3			920771.0001	Fjäderbricka	Spring washer		
0860	31	3			923107.0324	Pinnskruv	Stud		
0880	31A	3			920336.002	Fjädrande bricka	Resilient washer		
0900	32	3			923107.0325	Mutter	Nut		
0920	33	1			922747.0001	Lock	Cover		
0940	34	1			4660	Packning	Gasket		
0960	35								NOT USED
0980	36								NOT USED
1000	37								NOT USED
1020	38	1			921022.0005	Propp	Plug		ALT.
1040	39	1			923107.0400	Packning	Gasket		
1060	40	1			920777.0004	O-ring	O-ring		
1080	41	1			923705.0376	Distanshylsa	Spacer sleeve		
1100	42	1			923107.0400	Packning	Gasket		
1120	43	1			923705.0377	Givare,varvtal	Transmitter,motor speed		ALT.
1140	44	1			923705.0276	Isolering	Insulation		
1160	45	6			923349.0950	Skruv	Screw		



Reservdelar - Spare parts
30
293

6430

Utgåva Issue		Bild nr Picture No		Kamaxel TWD730ME		Camshaft TWD730ME		
980615		22330						
Pos. Fig.	Antal/Quantity			Art nr Part No	Benämning	Description	Sats Kit	Anmärkning Notes
1	1			923349.0747	Kamaxel	Cam shaft		
2	1			383	Styrpinne	Guide pin		
3	1			923107.0300	Fläns	Flange		
4	2			923705.0278	Skruv	Screw		
5	12			923107.0304	Ventillyftare	Tappet		
6	12			922733.0001	Tryckstång	Push rod		
7	1			923349.0382	Drev	Gear		
8	1			923120.0689	Skruv	Screw		



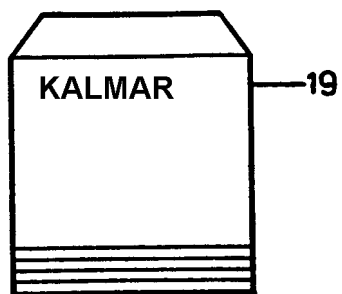
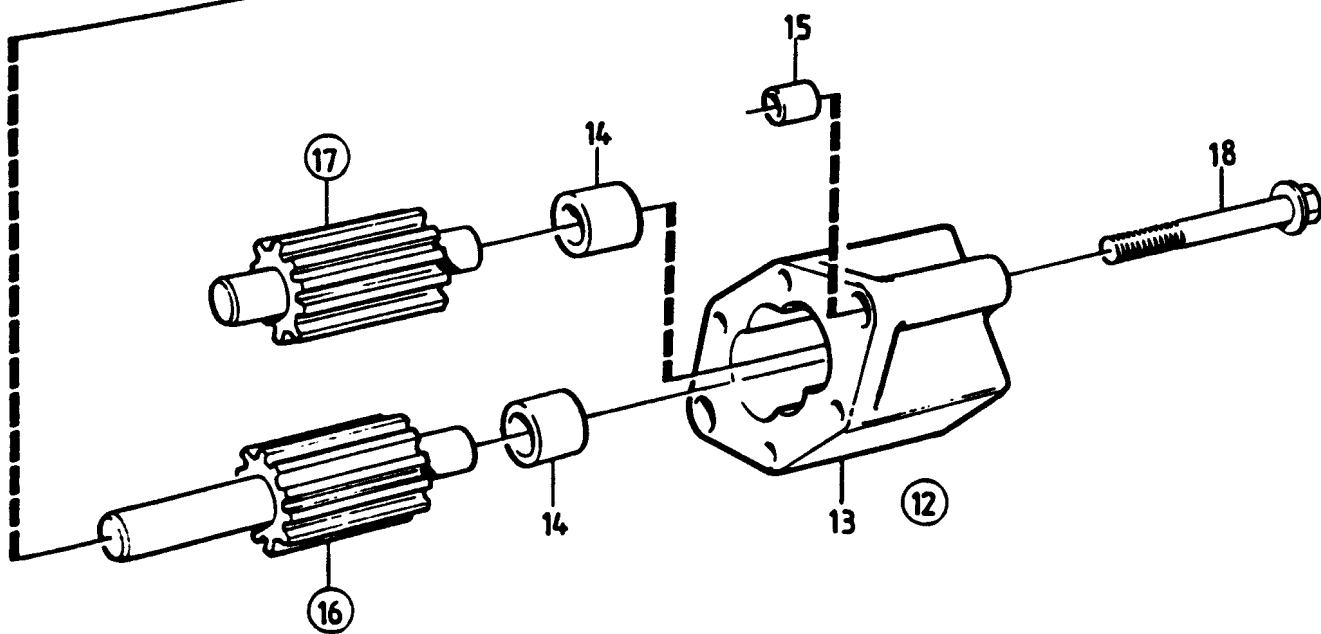
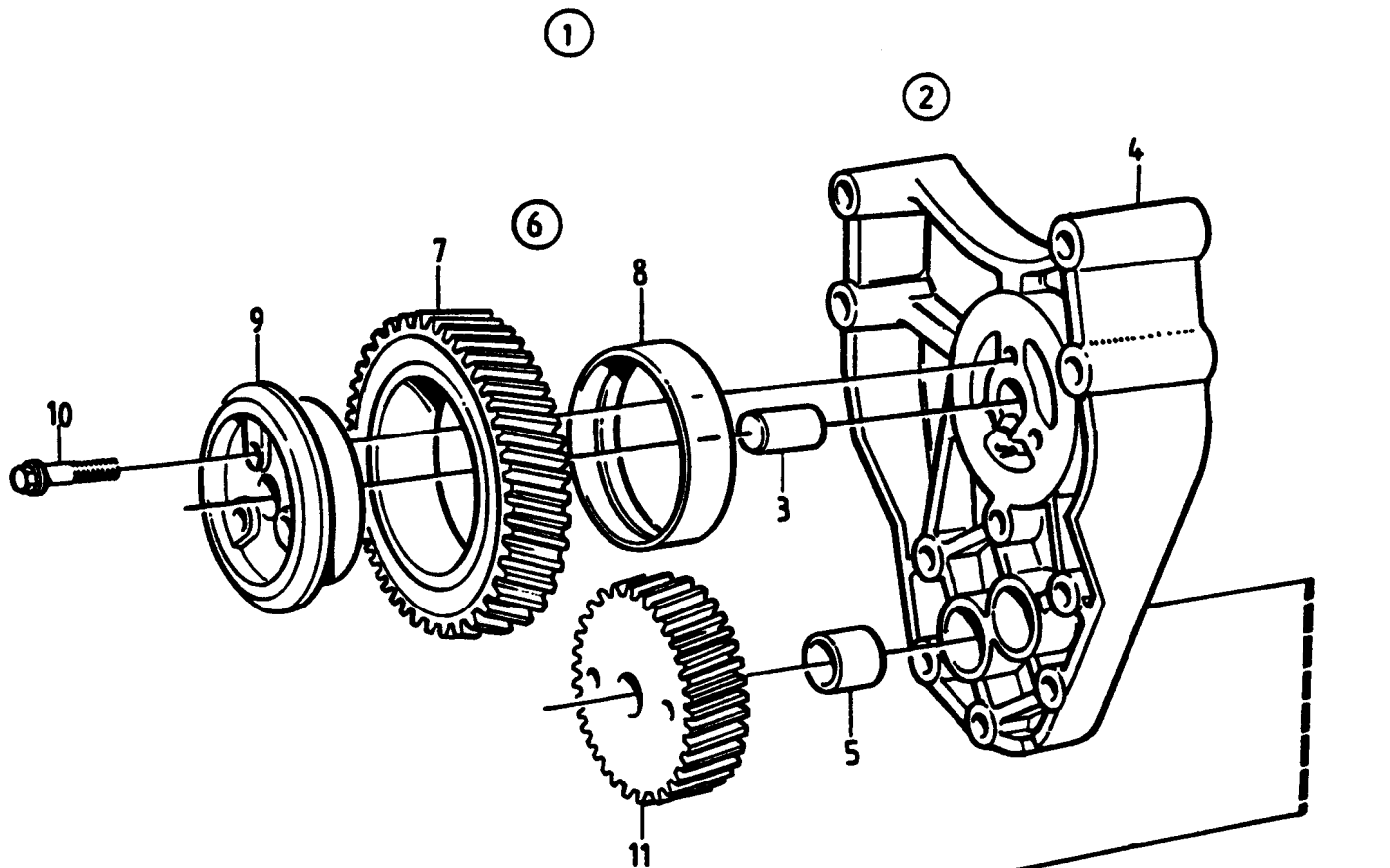
Reservdelar - Spare parts

30

295

6450

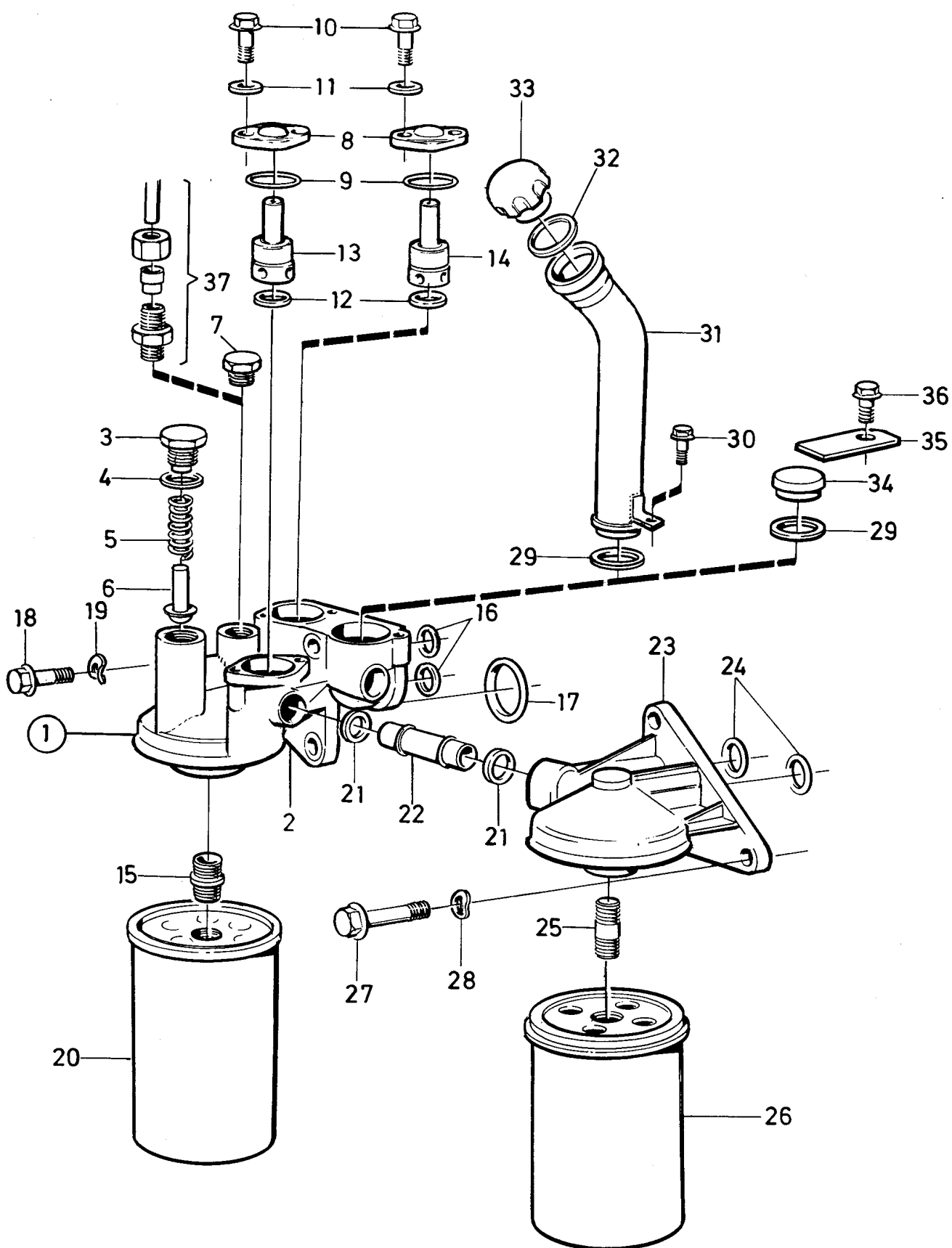
Utgåva Issue		Bild nr Picture No		Smörjsystem med oljesump TWD730ME		Lubricating system with oil sump TWD730ME		
980615		20302						
Pos. Fig.	Antal/Quantity			Art nr Part No	Benämning	Description	Sats Kit	Anmärkning Notes
1	1			923107.0624	Oljepump	Oil pump		SEE GR 30, PAGE 297
	1			923349.0048	•Rep.sats	•Repair kit		
2	4			923107.0249	Skruv	Screw		M10X70MM M8X70MM
3	2			923705.0322	Skruv	Screw		
4	1			923107.0625	Sil	Strainer		
5	2			923107.0347	Skruv	Screw		
6	1			923349.0430	Bricka	Washer		
7	2			923107.0348	Mutter	Nut		
8	2			923107.0349	Tätningsring	Seal ring		
9	2			923107.0328	Skruv	Screw		
10	1			923636.0893	Mellanstycke	Intermediate piece		
11	2			923107.0626	Skruv	Screw		
12	2			920771.0001	Fjäderbricka	Spring washer		
13	2			923107.0353	Anslutning	Connection		
14	2			923107.0354	Skärring	Cone ring		
15	1			923107.0353	Anslutning	Connection		
16	1			923107.0354	Skärring	Cone ring		INCL. IN FIG 19
17	2			923107.0355	Tätningsring	Seal ring		
18	1			923705.0282	Rör	Pipe		KOLVKYLNING/ PISTON COOLING
19	1			923705.0283	Tryckoljerör	Pressure oil pipe		
20	1			923107.0358	•Klamma	•Clamp		
21	1			923107.0359	Skruv	Screw		
22	1			923705.0552	Klamma	Clamp		
23	1			923107.0359	Skruv	Screw		
24	1			923107.0348	Mutter	Nut		
25	1			923107.0628	Plåt	Plate		
26	2			923107.0359	Skruv	Screw		
27	1			923107.0630	Oljesump	Oilsump		
28	1			921747.0001	Packning	Gasket		
29	1			921753.0002	Propp	Plug		
30	1			923107.0363	Packning	Gasket		
31	36			923107.0359	Skruv	Screw		
32	1			923107.0365	Rör	Pipe		
33	1			923349.0431	Nivåsticka	Dipstick		
34	1			923107.0869	•O-ring	•O-ring		SEE GR 30, PAGE 299 SEE GR 30, PAGE 299
35					Oljefilter	Oil filter		
36					Oljekylare	Oil cooler		



Reservdelar - Spare parts

6470

6470	Utgåva Issue		Bild nr Picture No		Oljepump TWD730ME		Oil pump TWD730ME		
	980615		21125						
	Pos. Fig.	Antal/Quantity			Art nr Part No	Benämning	Description	Sats Kit	Anmärkning Notes
0020	1	1			923107.0624	Oljepump	Oil pump		
0040	2	1			923705.0285	•Konsol	•Bracket		
0060	3	1			923107.0232	•Pinne	•Pin		
0080	4	1				••Konsol	••Bracket		
0100	5	2			923349.0958	•••Bussning	•••Bushing	S	INCL. IN FIG. 19
0120	6	1			923705.0286	•Kugghjul	•Gear		
0140	7	1				••Kugghjul	••Gear		
0160	8	2				••Bussning	••Bushing		
0180	9	1			923259.0375	•Lagerhållare	•Bearing holder		
0200	10	3			923705.0287	•Skruv	•Screw		
0220	11	1			923107.0620	•Kugghjul	•Gear		
0240	12	1				•Hus	•Housing		
0260	13	1				••Hus	••Housing		
0280	14	2			923349.0958	•••Bussning	•••Bushing	S	INCL. IN FIG. 19
0300	15	2			923349.0957	••Styrhylsa	••Guide sleeve		
0320	16	1				•Axel	•Shaft	S	MED DREV/WITH GEAR, INCL. IN FIG. 19
0321									
0340	17	1				•Axel	•Shaft	S	MED DREV/WITH GEAR, INCL. IN FIG. 19
0341									
0360	18	2			923107.0347	•Skruv	•Screw		
0380	19	1			923349.0048	Rep.sats	Repair kit		INCL. FIG 5,14,16,17



23439

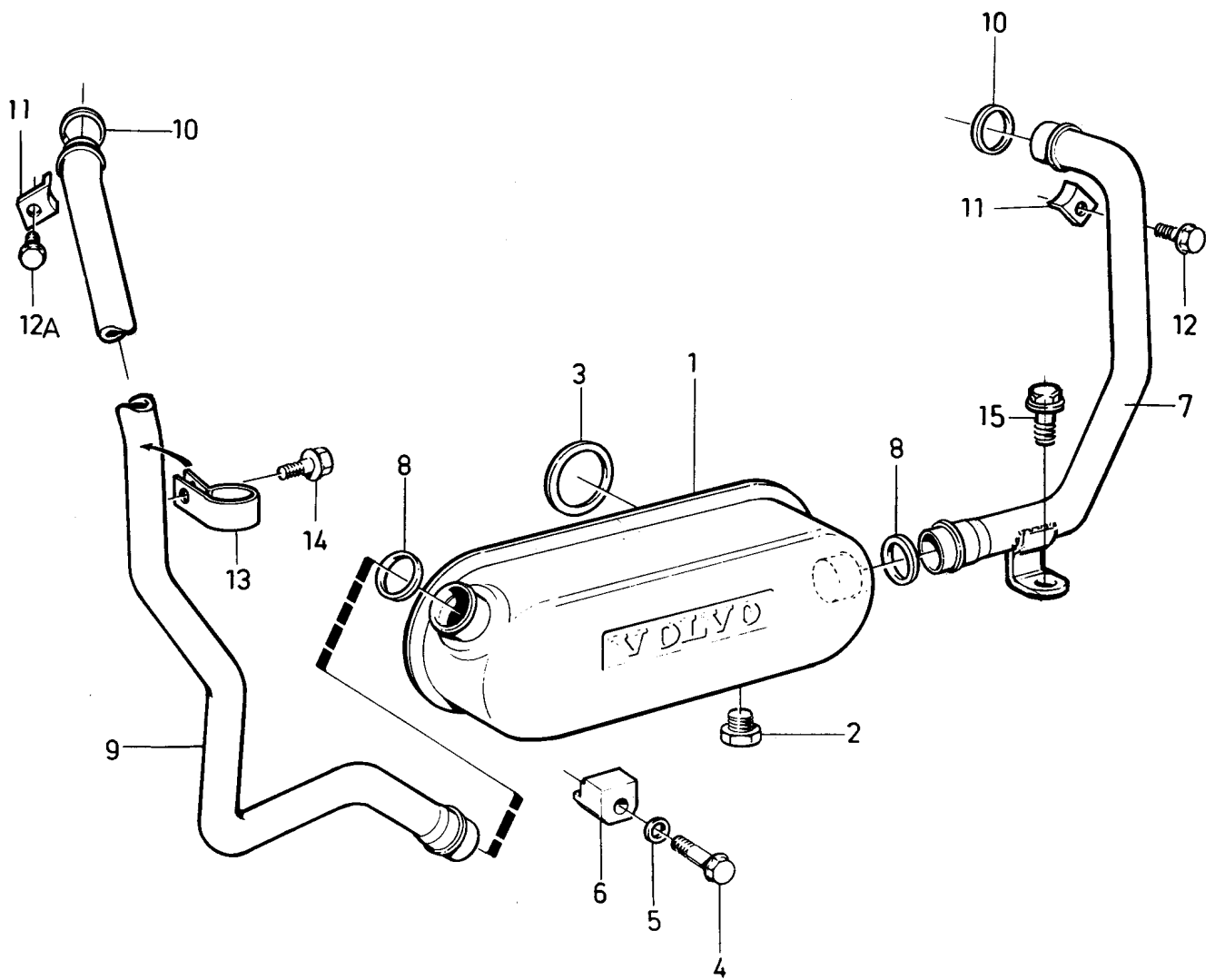
Reservdelar - Spare parts

30

299

6500

6500	Utgåva Issue		Bild nr Picture No		Oljefilter med mont. detaljer TWD730ME		Oil filter with installa- tion components TWD730ME		
	Pos. Fig.	Antal/Quantity			Art nr Part No	Benämning	Description	Sats Kit	Anmärkning Notes
0020	1	1			923107.0634	Hus	Housing		
0040	2	1				•Hus	•Housing		
0060	3	1			923107.0370	•Plugg	•Plug		
0080	4	1			920058.004	•Packning	•Gasket		
0100	5	1			923107.0371	•Fjäder	•Spring		
0120	6	1			923107.0372	•Ventil	•Valve		
0140	7	1			923705.0166	•Propp	•Plug		
0160	8	2			923107.0373	•Lock	•Cover		
0180	9	2			923107.0374	•O-ring	•O-ring		
0200	10	4			923705.0281	•Skruv	•Screw		
0220	11	4			3019	•Bricka	•Washer		ÄUTF
0240	12	2			923107.0376	•Tätningsring	•Seal ring		
0260	13	1			923107.0635	•Reduceringsventil	•Reducing valve		KOLVKYLNING/PISTON COOLING VIT/WHITE SVART/BLACK
0280									
0300	14	1			923259.0743	•Reduceringsventil	•Reducing valve		
0320	15	1			923109.0231	•Nippel	•Nipple		
0340	16	2			920777.0004	O-ring	O-ring		
0360	17	1			923107.0380	O-ring	O-ring		
0380	18	2			923349.0780	Skruv	Screw		L=25MM
0400		1			923107.0381	Skruv	Screw		L=65MM
0420	19	3			923107.0382	Fjäderbricka	Spring washer		
0440	20	1			921691.0001	Oljefilter	Oil filter		
0460	21	2			923107.0355	Tätningsring	Seal ring		
0480	22	1			923107.0636	Rör	Pipe		
0500	23	1			923107.0384	Hus	Housing		
0520	24	2			920777.0004	O-ring	O-ring		
0540	25	1			923107.0385	Nippel	Nipple		
0560	26	1			923110.0057	Oljefilter	Oil filter		BY-PASS
0580	27	3			923349.0780	Skruv	Screw		
0600	28	3			923107.0382	Fjäderbricka	Spring washer		
0620	29	1			923107.0868	Tätningsring	Seal ring		
0640	30	1			923705.0359	Skruv	Screw		
0660	31	1			921074.0002	Rör	Pipe		
0680	32	1			95110	Packning	Gasket		
0700	33	1			923107.0367	Lock	Cover		
0720	34								NOT USED
0740	35								NOT USED
0760	36								NOT USED
0780	37					Tryckoljerör	Pressure oil pipe		SEE GR 30, PAGE 325



23440

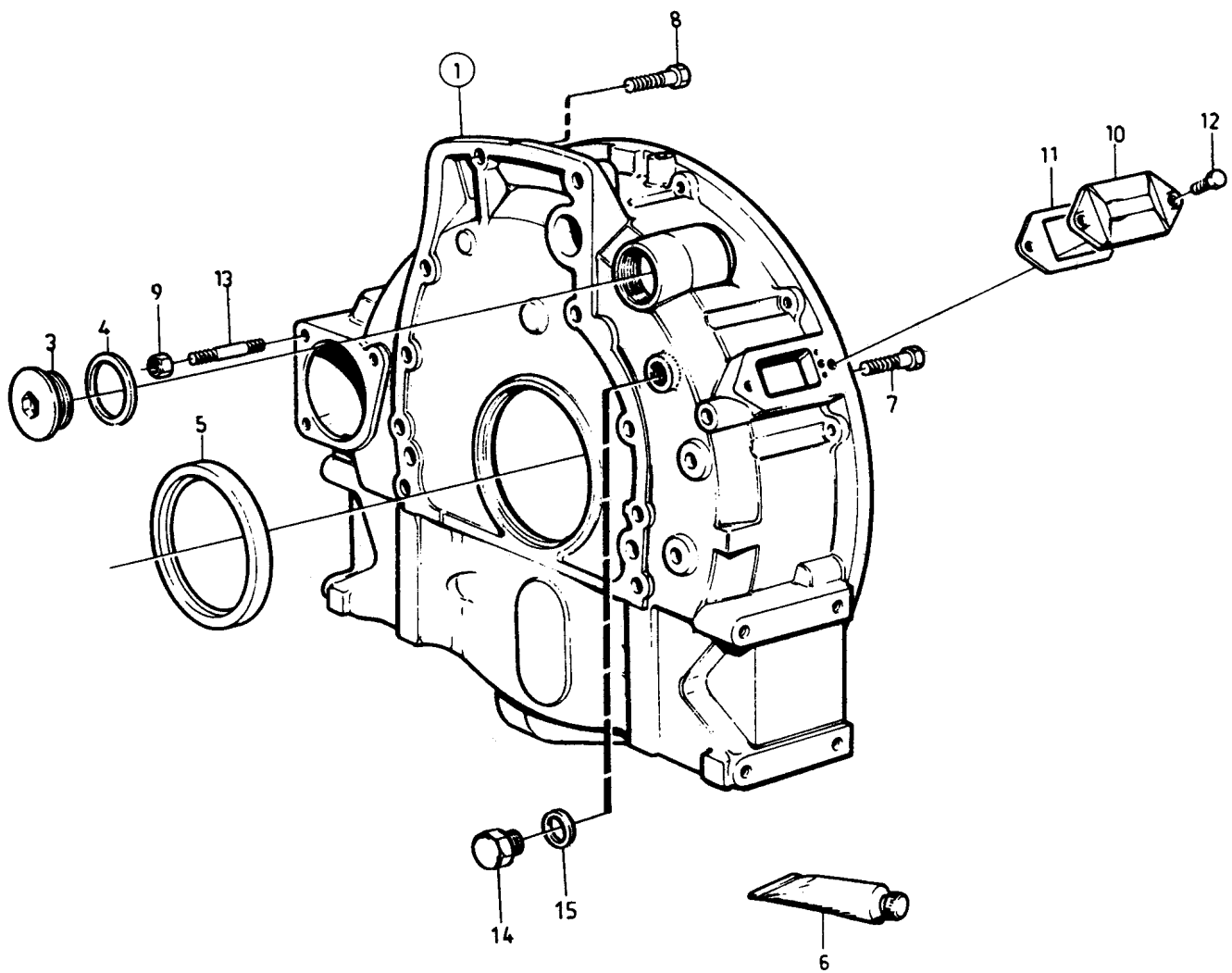
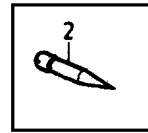
Reservdelar - Spare parts

30

301

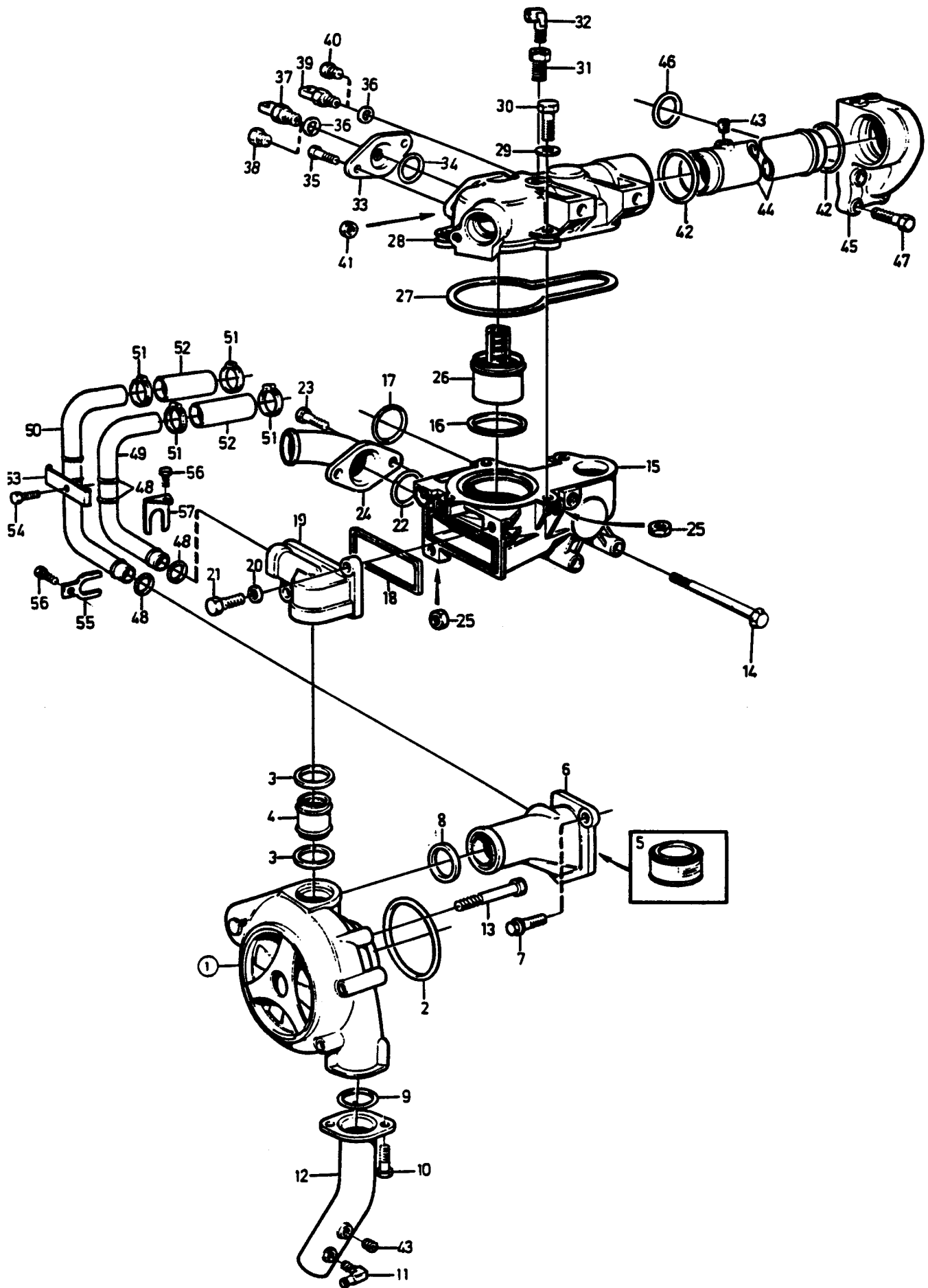
6520

6520	Utgåva Issue		Bild nr Picture No		Oljekylare		Oil cooler		
	980615		23440		TWD730ME		TWD730ME		
	Pos. Fig.	Antal/Quantity			Art nr Part No	Benämning	Description	Sats Kit	Anmärkning Notes
0800	1	1			923110.0066	Oljekylare	Oil cooler		
0820	2	1			921559.0001	•Plugg	•Plug		
0840	3	2			923107.0388	Tätningsring	Seal ring		
0860	4	4			923705.0289	Skruv	Screw		
0880	5	4			923107.0382	Fjäderbricka	Spring washer		
0900	6	4			923705.0290	Hållare	Holder		
0920	7	1			923349.0039	Kylvattenrör	Cooling pipe		68)
0940	8	2			923107.0392	Tätningsring	Seal ring		
0960	9	1			923349.0040	Rör	Pipe		69)
0980	10	2			923107.0393	Tätningsring	Seal ring		
1000	11	2			923349.0041	Klamma	Clamp		
1020	12	1			923107.0359	Skruv	Screw		L=16MM
1040	12A	1			923349.0042	Skruv	Screw		L=20MM
1060	13	1			923107.0638	Klamma	Clamp		
1080	14	1			923107.0461	Skruv	Screw		
1100	15	1			921595.0007	Skruv	Screw		



Reservdelar - Spare parts
30
303

6550	Utgåva Issue		Bild nr Picture No		Svänghjulskåpa TWD730ME		Flywheel housing TWD730ME	
	980615		22323					
Pos. Fig.	Antal/Quantity			Art nr Part No	Benämning	Description	Sats Kit	Anmärkning Notes
0020	1	1		923349.0734	Svänghjulskåpa	Flywheel casing		
0040	2	1		923349.0735	Visare	Pointer		
0060	3	1		923107.0678	Propp	Plug		
0080	4	1		920983.0002	Packning	Gasket		
0100	5	1		923107.0237	Tätningring	Seal ring		
0120	6	1		923107.0308	Tätningmedel	Sealing compound		
0140	7	6		923349.0736	Skruv	Screw		L=55MM
0160		2		923349.0737	Skruv	Screw		L=75MM
0180	8	2		923349.0738	Skruv	Screw		L=65MM
0200	9	3		923349.0347	Mutter	Nut		
0220	10	1		923349.0739	Lock	Cover		
0240	11	1		923349.0469	Packning	Gasket		
0260	12	2		923349.0740	Skruv	Screw		
0280	13	3		923107.0536	Pinnskruv	Stud		
0300	14	1		923107.0679	Propp	Plug		
0320	15	1		923107.0680	Packning	Gasket		



Reservdelar - Spare parts

30

305

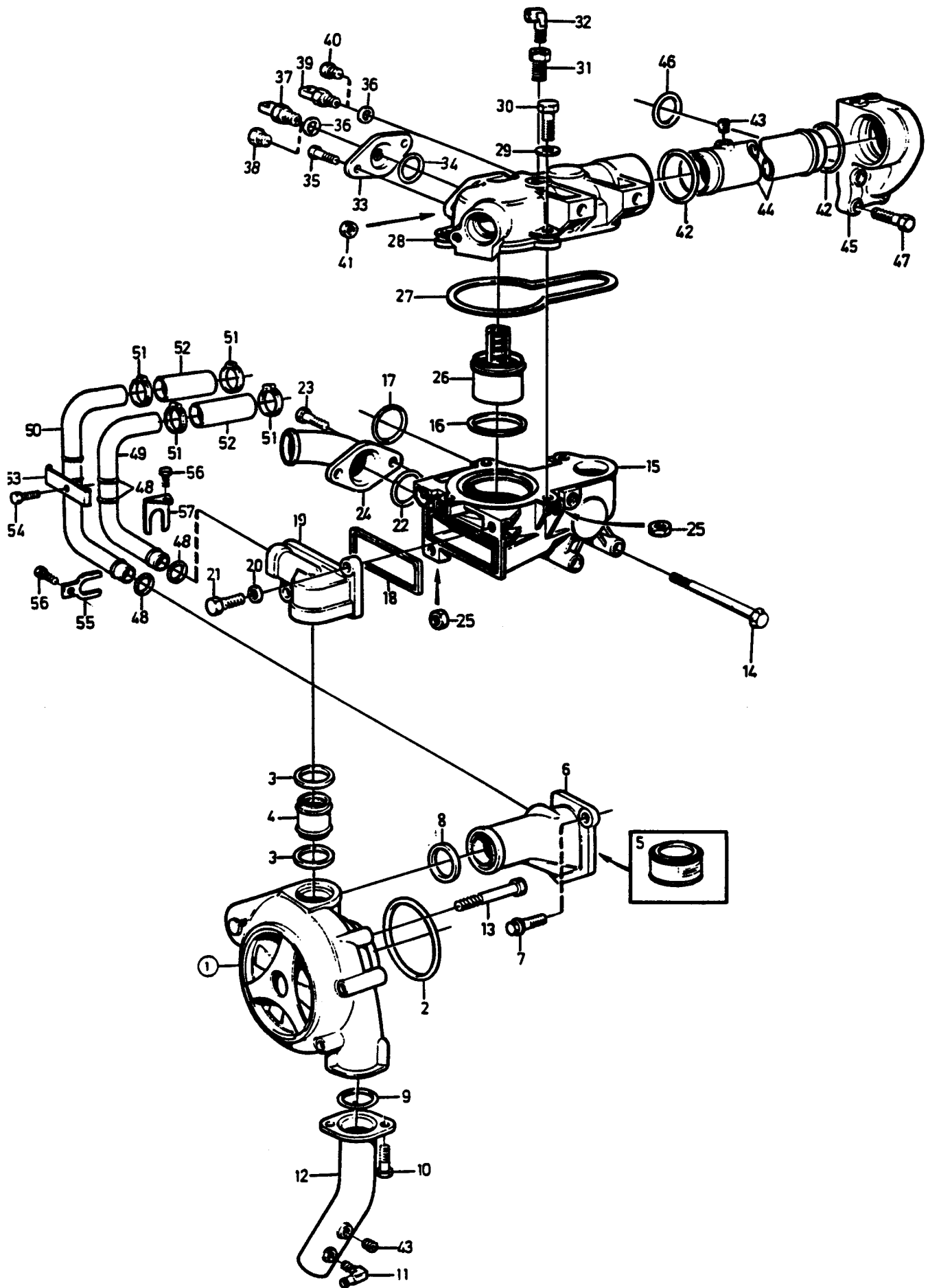
6600	Utgåva Issue		Bild nr Picture No		Vattenpump och termostat med monteringsdetaljer TWD730ME		Water pump and thermostat with installation details TWD730ME		
	Pos. Fig.	Antal/Quantity			Art nr Part No	Benämning	Description	Sats Kit	Anmärkning Notes
0020	1	1			923349.0765	Vattenpump	Water pump		SEE GR 30, PAGE 309
0040	2	1			923107.0412	O-ring	O-ring		
0060	3	2			923107.0403	Tätningsring	Seal ring		
0080	4	1			923107.0404	Rör	Pipe		
0100	5	ERF			923107.0308	Tätningsmedel	Sealing compound		
0120	6	1			923349.0438	Mellanlägg	Spacer		
0140	7	2			923107.0327	Skruv	Screw		
0160	8	1			923107.0368	Tätningsring	Seal ring		
0180	9	1			923107.0396	O-ring	O-ring		
0200	10	2			923107.0327	Skruv	Screw		
0220	11	1			94123	Nippel	Nipple		
0240	12	1			923107.0395	Kylvattenrör	Cooling pipe		
0260		1			922117.0003	Kylvattenrör	Cooling pipe		212)
0280	13	4			923107.0401	Skruv	Screw		
0300	14	3			923107.0402	Skruv	Screw		
0320	15	1			923349.0766	Termostathus	Thermostat housing		184)
0340	16	1			923107.0414	Tätningsring	Seal ring		
0360	17	1			923107.0408	O-ring	O-ring		
0380	18	1			923107.0413	Tätningsring	Seal ring		
0400	19	1			923110.0418	Hus	Housing		
0420	20	2			920771.0001	Låsbricka	Lock washer		
0440	21	2			923107.0327	Skruv	Screw		
0460	22	1			923107.0396	O-ring	O-ring		
0480	23	2			923107.0327	Skruv	Screw		
0500	24	1			923107.0397	Rör	Pipe		
0520	25	7			923107.0398	Mutter	Nut		
0540	26	1			923110.0351	Termostat	Thermostat		75°C BLÅ/BLUE
0550		1			923705.0502	Termostat	Thermostat		82°C
0560	27	1			923107.0415	Tätningsring	Seal ring		
0580	28	1			923349.0767	Lock	Cover		
0600	29	4			920771.0001	Låsbricka	Lock washer		
0620	30	4			923259.0678	Skruv	Screw		
0640	31	1			923349.0043	Nippel	Nipple		
0660	32	1			923705.0295	Vinkelnippel	Nipple		
0680	33	1			923349.0315	Fläns	Flange		
0700	34	1			923107.0847	O-ring	O-ring		
0720	35	2			923107.0327	Skruv	Screw		
0740	36	2			923107.0400	Packning	Gasket		
0760	37	1			923400.0001	Givare,kylvattentemp.	Sensor,cool.water temp.		
0780	38	1			921022.0005	Propp	Plug		ALT
0800	39	1			920822.0005	Givare,temperaturvakt	Sensor,temperature		
0820	40	1			921022.0005	Propp	Plug		ALT
0840	41	2			923107.0398	Mutter	Nut		
0860	42	2			923107.0403	Tätningsring	Seal ring		
0880	43	2			5943	Slangnippel	Hose nipple		
0900	44	1			923107.0405	Rör	Pipe		
0920	45	1			923107.0406	Rör	Pipe		
0940	46	1			923107.0408	O-ring	O-ring		
0960	47	1			923107.0389	Skruv	Screw		L=50MM
0980		2			923107.0407	Skruv	Screw		L=45MM
1000	48	4			923107.0340	Tätningsring	Seal ring		
1020	49	1			923349.0768	Rör	Pipe		186)
1040	50	1			923349.0769	Rör	Pipe		185)
1060	51	1			923107.0854	Slangklamma	Hose clamp		
1080	52	2			922142.0002	Kylarslang	Hose		L=75MM
1100	53	1			923349.0770	Klamma	Clamp		
1120	54	1			923349.0724	Skruv	Screw		

184. Anodiserat Anodic treatment

185. Vattenpump-laddluftkylare Water pump-charge air cooler

186. Termostathus-laddluftkylare Thermostat housing-charge air cooler

212. Används då vevaxelmonterad fläkt är monterad Is used when crankshaft mounted fan is mounted





DC 9-16

Grupp
Group

Sida
Page

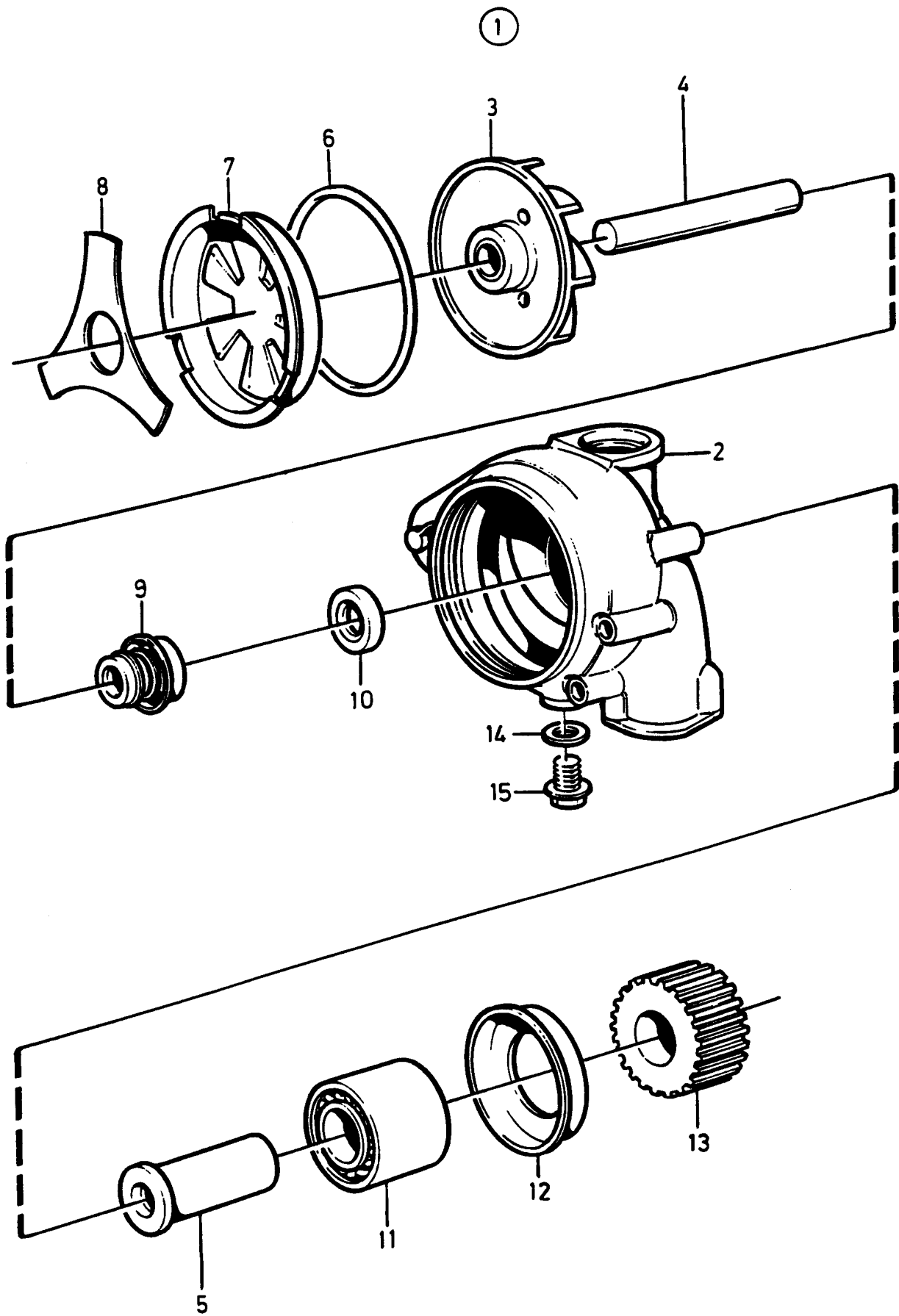
30

307

Reservdelar - Spare parts

6600

Utgåva Issue		Bild nr Picture No		Vattenpump och termostat med monteringsdetaljer TWD730ME		Water pump and thermostat with installation details TWD730ME			
980615		20306							
Pos. Fig.	Antal/Quantity			Art nr Part No	Benämning	Description	Sats Kit	Anmärkning Notes	
55	1			923107.0341	Bygel	Yoke			
56	2			923107.0342	Skruv	Screw			
57	1			923349.0044	Konsol	Bracket			

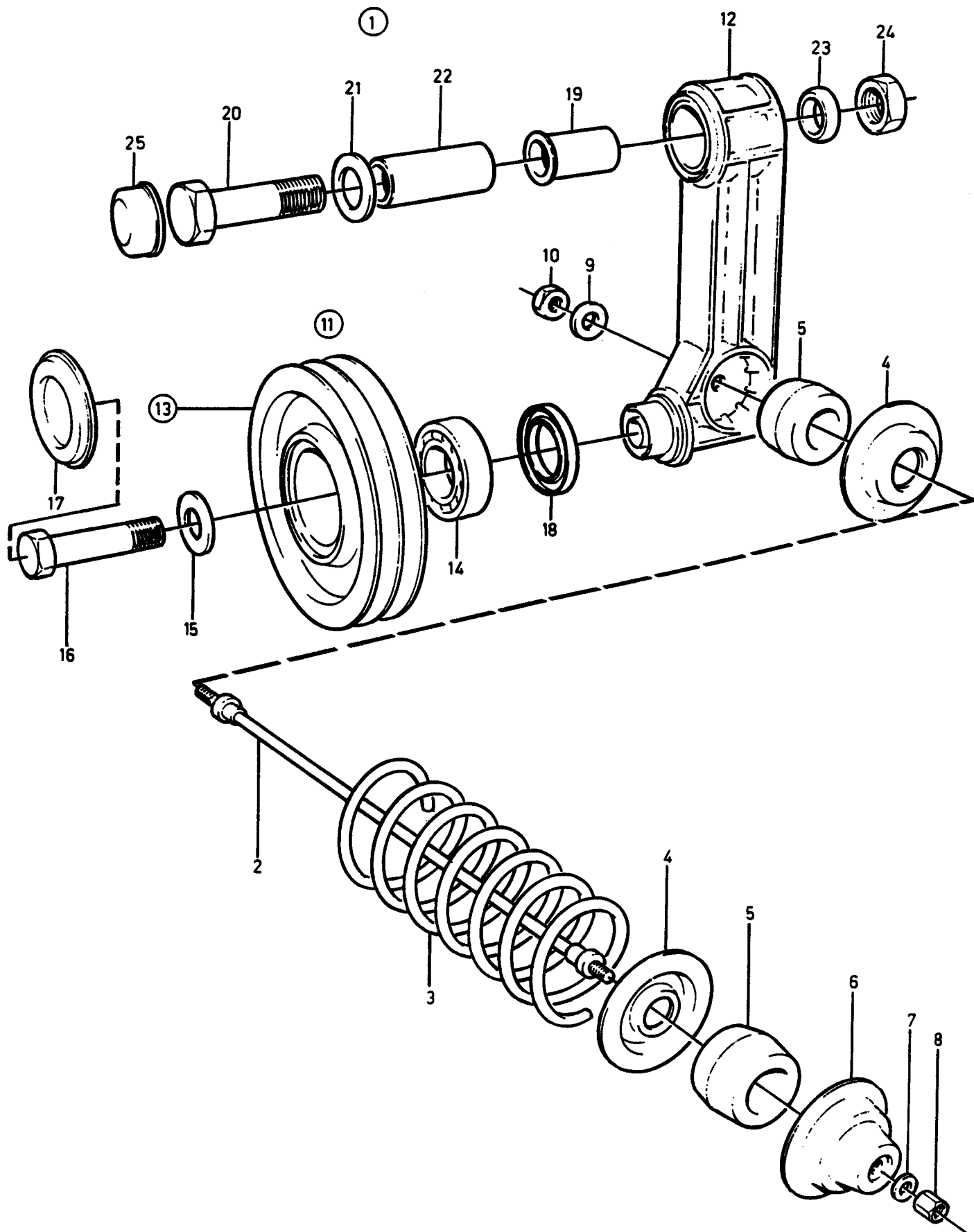


Reservdelar - Spare parts

30

309

6650	Utgåva Issue		Bild nr Picture No		Vattenpump TWD730ME		Water pump TWD730ME		
	980615		20307						
	Pos. Fig.	Antal/Quantity			Art nr Part No	Benämning	Description	Sats Kit	Anmärkning Notes
0020	1	1			923349.0765	Vattenpump	Water pump		
0040		1			923349.0452	•Rep.sats	•Repair kit		
0060	2	1				•Hus	•Housing		
0080	3	1			923705.0296	•Pumphjul	•Impeller		
0100	4	1			923259.0775	•Axel	•Shaft		
0120	5	1			923349.0772	•Axel	•Shaft		
0140	6	1			923349.0773	•O-ring	•O-ring		
0160	7	1			923349.0774	•Lock	•Cover		
0180	8	1			923349.0775	•Fjäder	•Spring		
0200	9	1			923349.0571	•Tätningsring	•Seal ring		
0220	10	1			923109.0276	•Tätningsring	•Seal ring		
0240	11	1			923107.0411	•Lager	•Bearing		
0260	12	1			923349.0776	•Låsring	•Lock ring		
0280	13	1			923349.0777	•Kugghjul	•Gear		
0300	14	1			923349.0045	•Bricka	•Washer		
0320	15	1			923107.0568	•Skruv	•Screw		



Reservdelar - Spare parts

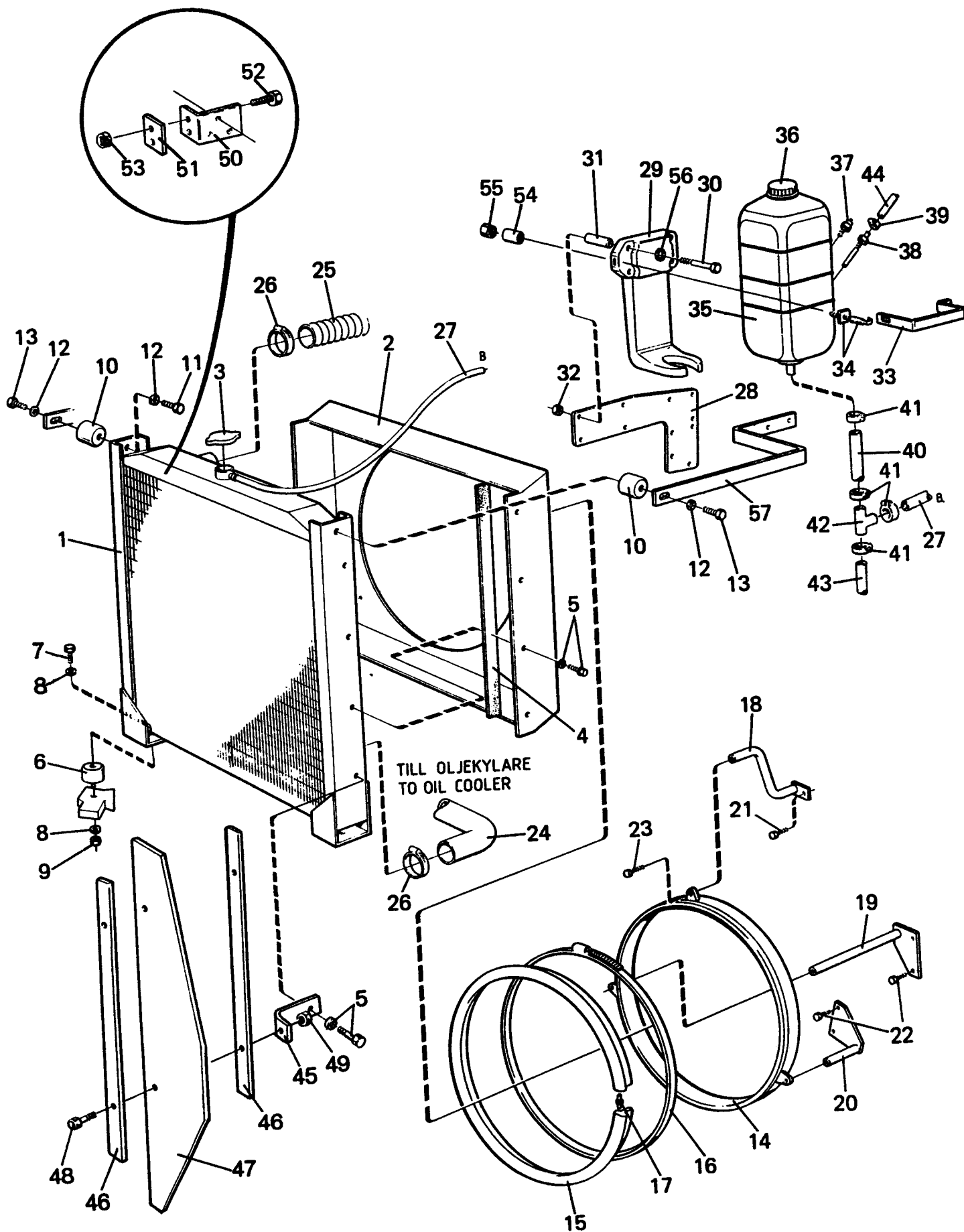
30

311

6700

6700	Utgåva Issue		Bild nr Picture No		Automatisk remsträckare med monteringsdetaljer TWD730ME		Automatic belt tensioner and installation components, TWD730ME		
	980615	20310							
	Pos. Fig.	Antal/Quantity			Art nr Part No	Benämning	Description	Sats Kit	Anmärkning Notes
0020	1	1			923736.0727	Remsträckare	Belt adjuster		KPL
0040	2	1			923107.0421	•Wire	•Wire		
0060	3	1			923107.0422	•Fjäder	•Spring		
0080	4	2			923107.0423	•Bricka	•Washer		
0100	5	2			923107.0424	•Bussning	•Bushing		
0120	6	1			923107.0425	•Fjäderfäste	•Spring bracket		
0140	7	1			3019	•Bricka	•Washer		
0160	8	1			923107.0426	•Mutter	•Nut		
0180	9	1			920296.001	•Bricka	•Washer		
0200	10	1			923107.0428	•Mutter	•Nut		
0220	11	1				•Remsträckare	•Belt adjuster		
0240	12	1			923107.0429	••Arm	••Arm		
0260	13	1			923107.0433	••Remskiva	••Pulley		
0280	14	1			923107.0132	•••Kullager	•••Ball bearing		
0300	15	1			923107.0438	••Bricka	••Washer		
0320	16	1			923107.0437	••Skruv	••Screw		
0340	17	1			923107.0436	••Kåpa	••Cover		
0360	18	1			923107.0435	••Tätningsring	••Seal ring		
0380	19	1			923107.0434	••Bussning	••Bushing		
0400	20	1			923107.0430	Skruv	Screw		
0420	21	1			4692	Bricka	Washer		
0440	22	1			923107.0431	Axel	Shaft		
0460	23	1			923349.0318	Tätningsring	Seal ring		
0480	24	1			923107.0432	Mutter	Nut		
0500	25	1			923349.0046	Skyddskåpa	Protecting cover		

KPL

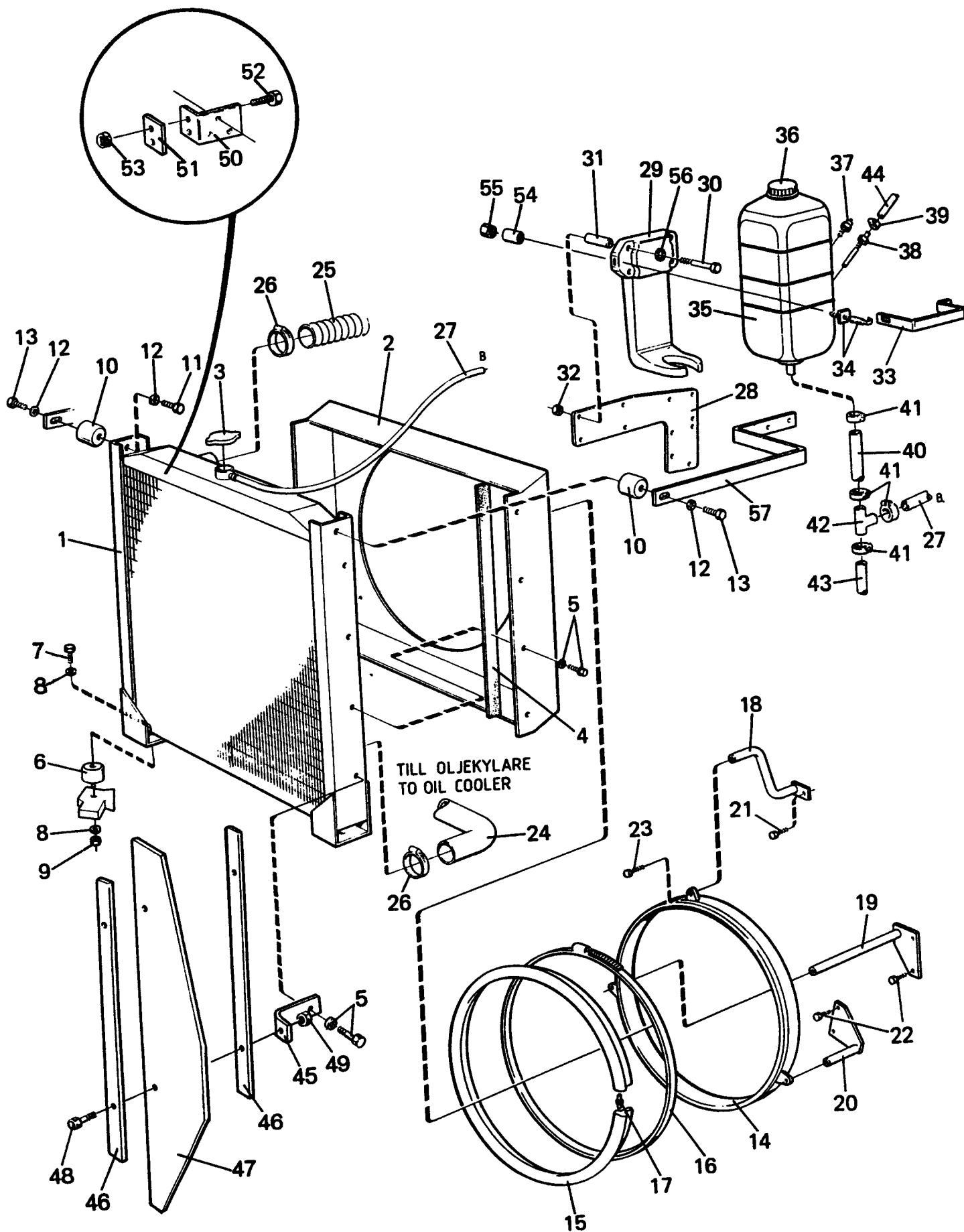


Reservdelar - Spare parts

30

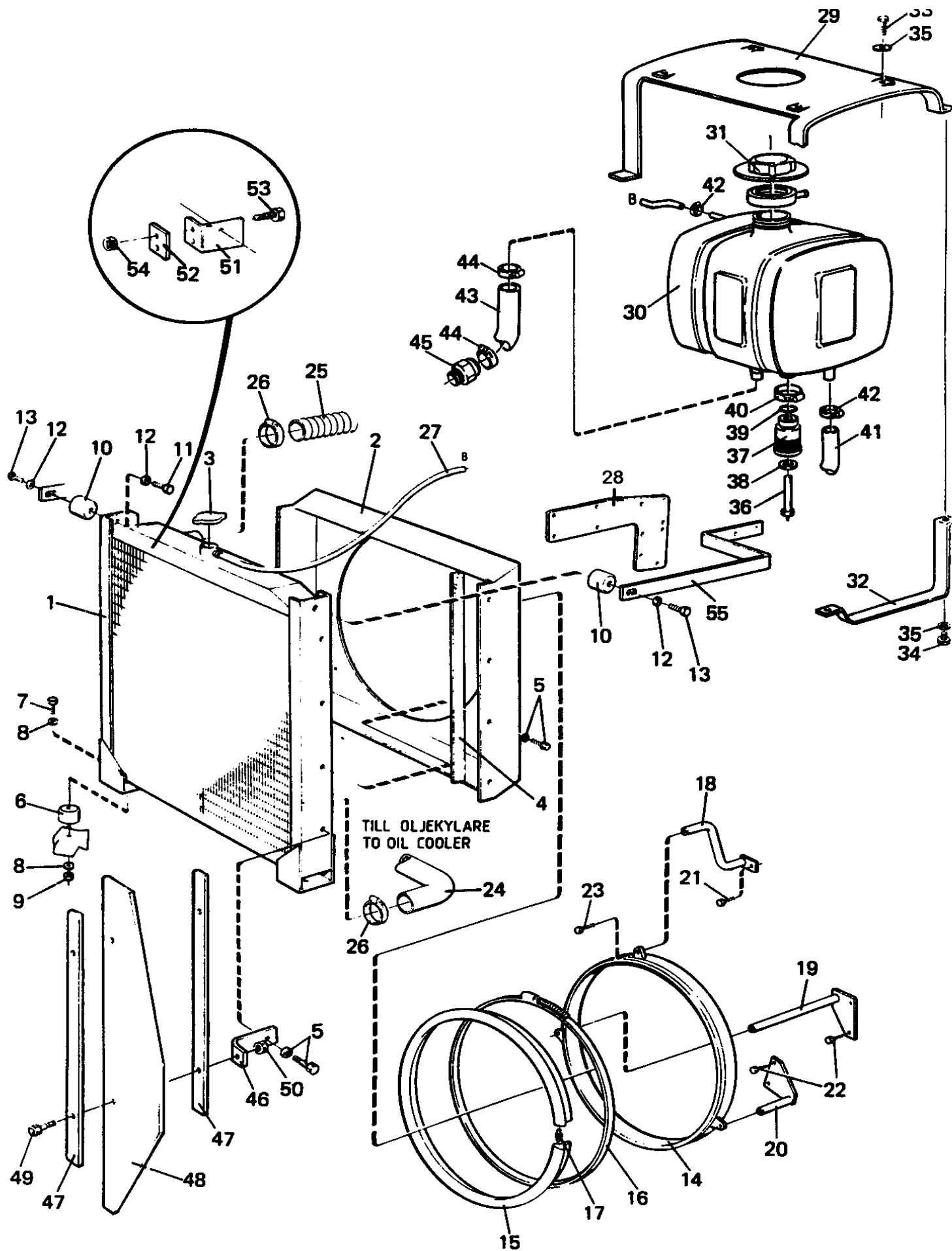
313

6750	Utgåva Issue		Bild nr Picture No		Kylare,expansionstank TWD730ME -T331000257		Radiator,expansion tank TWD730ME -T331000257		
	Pos. Fig.	Antal/Quantity			Art nr Part No	Benämning	Description	Sats Kit	Anmärkning Notes
0010	-				455763.0600				DRAWING NO.,3" STD DRAWING NO.,HD DRAWING NO.,EXP.TANK 3" STD HD
0011	-				455763.0700				
0012	-				455399.0200				
0020	1	1			5507	Kylare	Radiator		22)
0030		1			156835.0100	Kylare	Radiator		
0040	2	1			5508	Fläktkåpa	Fan guard		
0060	3	1			3948	Kylarlock	Radiator filler cap		22)
0080	4	2			920905.0004	Tätningslist	Sealing strip		
0100	5	10			5543	Skruv	Screw		
0120	6	2			920735.0002	Gummikudde	Rubber cushion		22)
0140	7	2			920042.024	Skruv	Screw		
0160	8	4			920098.009	Bricka	Washer		
0180	9	2			922030.0004	Mutter	Nut		H UNDRÉ V UNDRÉ
0200	10	2			920902.0001	Gummikudde	Rubber cushion		
0220	11	2			920042.002	Skruv	Screw		
0240	12	4			920165.005	Bricka	Washer		SEE GR 30, PAGE 319
0260	13	2			920042.005	Skruv	Screw		
0280	14	1			921926.0006	Fläktring	Fan ring		
0300	15	1			5510	Tätningslist	Sealing strip		L=2000 SEE GR 30, PAGE 267 -T33100025



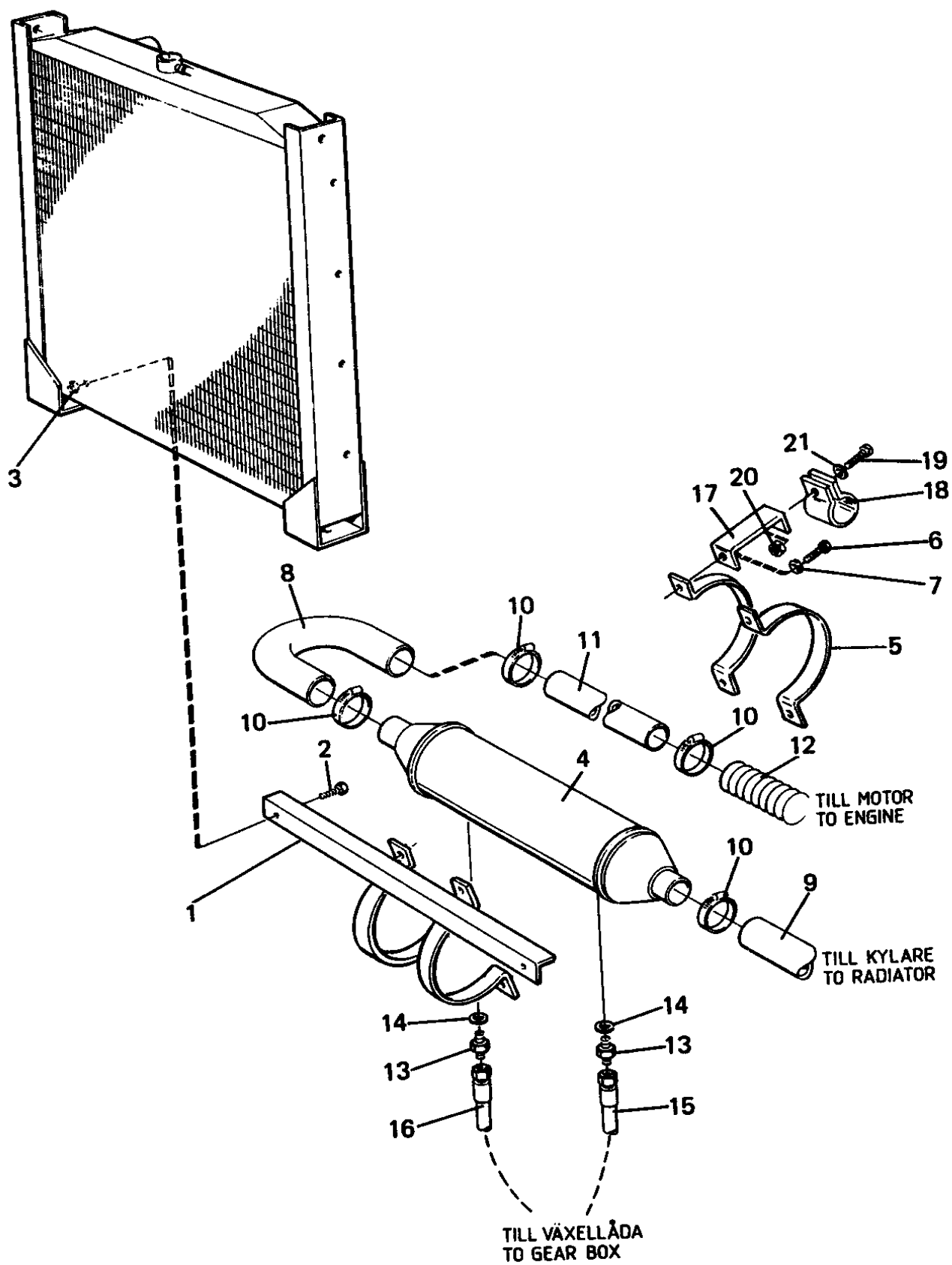
Reservdelar - Spare parts
30
315

6750	Utgåva Issue		Bild nr Picture No		Kylare,expansionstank TWD730ME -T331000257		Radiator,expansion tank TWD730ME -T331000257	
	980615		18013					
Pos. Fig.	Antal/Quantity			Art nr Part No	Benämning	Description	Sats Kit	Anmärkning Notes
1100	54	1		920913.0010	Distanshylsa	Spacer sleeve		SEE GR 30, PAGE 267
1120	55	1		3052	Mutter	Nut		
1140	56	4		920098.025	Bricka	Washer		
1160	57	1			Fäste	Bracket		



Reservdelar - Spare parts

6770	Utgåva Issue		Bild nr Picture No		Kylare,expansionstank TWD730ME T331000258-		Radiator,expansion tank TWD730ME T331000258-		
	Pos. Fig.	Antal/Quantity			Art nr Part No	Benämning	Description	Sats Kit	Anmärkning Notes
0010	-				455763.0600				DRAWING NO.,3" STD
0011	-				455763.0700				DRAWING NO.,HD
0012	-				455399.0400				DRAWING NO.,EXP.TANK
0020	1	1			5507	Kylare	Radiator		3" STD
0030		1			156835.0100	Kylare	Radiator		HD
0040	2	1			5508	Fläktkåpa	Fan guard		
0060	3	1			3948	Kylarlock	Radiator filler cap		
0080	4	2			920905.0004	Tätningslist	Sealing strip		
0100	5	10			5543	Skruv	Screw		
0120	6	2			920735.0002	Gummikudde	Rubber cushion		
0140	7	2			920042.024	Skruv	Screw		
0160	8	4			920098.009	Bricka	Washer		
0180	9	2			922030.0004	Mutter	Nut		
0200	10	2			920902.0001	Gummikudde	Rubber cushion		
0220	11	2			920042.002	Skruv	Screw		
0240	12	4			920165.005	Bricka	Washer		
0260	13	2			920042.005	Skruv	Screw		
0280	14	1			921926.0006	Fläktring	Fan ring		22)
0300	15	1			5510	Tätningslist	Sealing strip		
0320	16	1			5550	Klammer	Clamp		
0340	17	1			4019	Skarvstycke	Extension		
0360	18	1			921921.0012	Fäste	Bracket		22)
0380	19	1			921921.0007	Fäste	Bracket		H UNDRE
0400	20	1			921921.0008	Fäste	Bracket		V UNDRE
0420	21	1			922357.0015	Skruv	Screw		
0440	22	4			922357.0016	Skruv	Screw		
0460	23	3			922357.0014	Skruv	Screw		
0480	24	1			920897.0001	Kylarslang	Hose		SEE GR 30, PAGE 319
0500	25	1			922484.0001	Slang	Hose		
0520	26	3			3251	Klammer	Clamp		
0540	27	ERF			425817.3000	Slang	Hose		L=2000
0560	28	1				Fäste	Bracket		SEE GR 30, PAGE 267
0580	29	1			921501.0002	Konsol	Bracket		T331000258-
0590	30	1			920965.0004	Expansionstank	Expansion tank		T331000258-
0591	31	1			920966.0002	Lock	Cover		T331000258-
0592	32	2			920986.0003	Bygel	Yoke		T331000258-
0600	33	4			920099.025	Skruv	Screw		T331000258-
0620	34	4			920099.027	Skruv	Screw		T331000258-
0640	35	8			920098.025	Bricka	Washer		T331000258-
0740	36	1			923176.0001	Nivågivare	Level sensor		T331000258-
0760	37	1			922531.0008	Nippel	Nipple		T331000258-
0765	38	1			920058.014	Bricka	Washer		T331000258-
0770	39	1			920052.010	O-ring	O-ring		T331000258-
0820	40	1			920900.0004	Slangklamma	Hose clamp		T331000258-
0825	41	1			425817.3000	Slang	Hose		L=2000,T331000258-
0840	42	4			3241	Slangklamma	Hose clamp		T331000258-
0860	43	1			923199.0001	Kylvattenrör	Cooling pipe		T331000258-
0880	44	2			3247	Klammer	Clamp		T331000258-
0900	45	1			94123	Slangnippel	Hose nipple		T331000258-
0920	46	4			456269.0100	Hållare	Holder		STD
0940	47	4			456268.0100	Stag	Stay		
0960	48	2			356267.0100	Avskärmning	Baffle rubber		
0980	49	4			922357.0005	Skruv	Screw		
1000	50	4			920076.002	Låsmutter	Lock nut		
1020	51	1			456409.0100	Fäste	Bracket		
1040	52	1			456411.0100	Bricka	Washer		
1060	53	2			920099.026	Skruv	Screw		
1080	54	2			920076.002	Mutter	Nut		
1160	55	1				Fäste	Bracket		SEE GR 30, PAGE 267



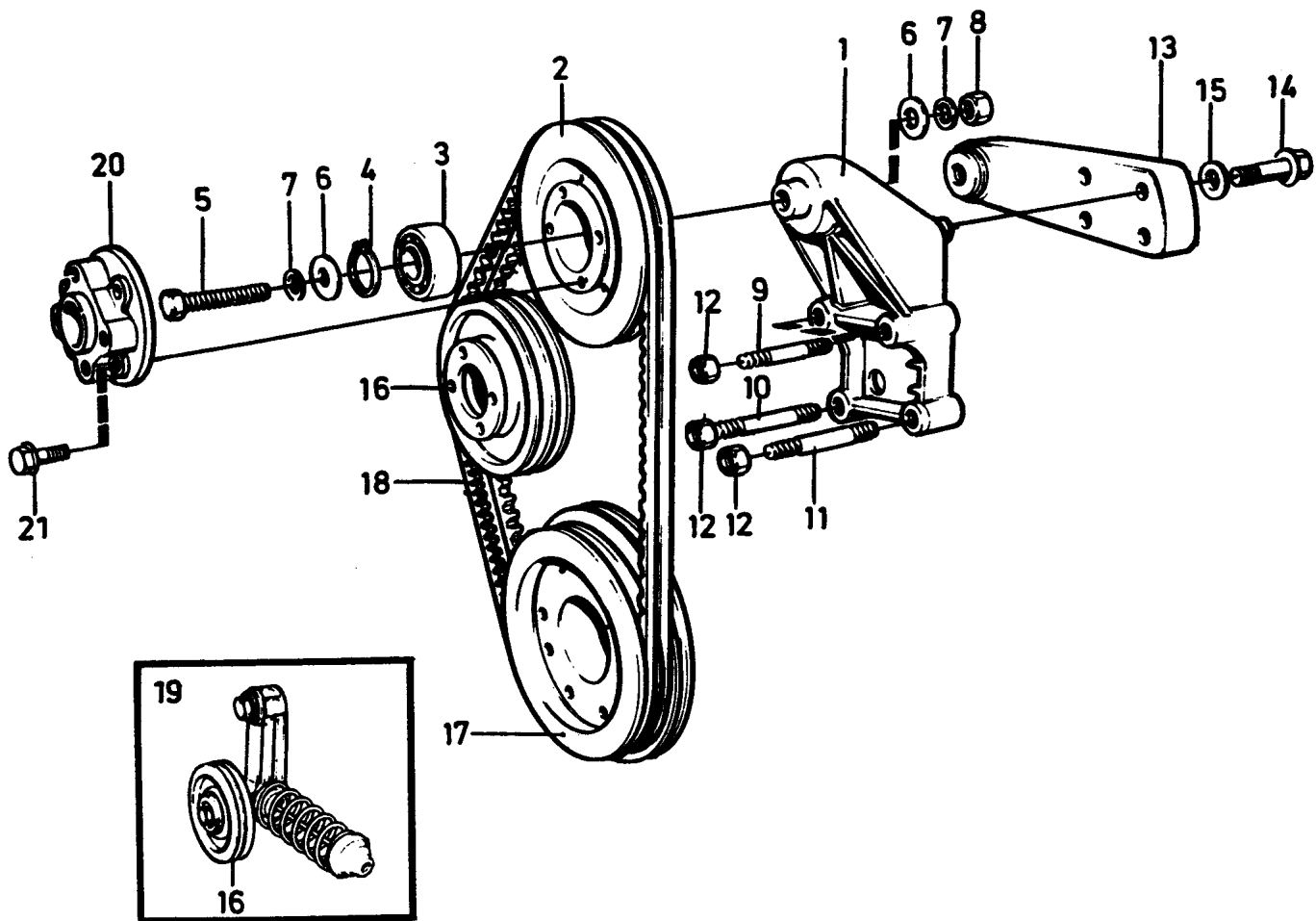
Reservdelar - Spare parts

30

319

6800

6800	Utgåva Issue		Bild nr Picture No		Oljekylare för växellåda TWD730ME 455801.0200		Oil cooler for gear box TWD730ME 455801.0200		
	Pos. Fig.	Antal/Quantity			Art nr Part No	Benämning	Description	Sats Kit	Anmärkning Notes
0010	-				455801.0200				DRAWING NO.
0020	1	1			A11998.0100	Fäste	Bracket		
0040	2	2			920042.003	Skruv	Screw		
0060	3	2			5957	Låsmutter	Lock nut		
0080	4	1			920206.018	Oljekylare	Oil cooler		
0100	5	2			A10294.0100	Klammer	Clamp		UTG
0120	6	4			920099.061	Skruv	Screw		
0140	7	6			920098.025	Bricka	Washer		
0160	8	1			923187.0001	Slang	Hose		
0180	9	1			920897.0001	Kylarslang	Hose		
0200	10	4			3251	Klammer	Clamp		
0220	11	1			455798.0100	Rör	Pipe		
0240	12	1			922484.0001	Slang	Hose		
0260	13	2			3467	Nippel	Nipple		
0280	14	2			5938	Tredoring	Tredoring		
0300	15	1			309171.0700	Hydraulslang	Hydraulic hose		KPL,L=1700
0340	16	1			306899.4700	Hydraulslang	Hydraulic hose		KPL,L=1600
0360	17	1			356983.0100	Fäste	Bracket		
0380	18	1			920039.002	Klamma,kylvattenrör	Clamp,cooling pipe		
0400	19	1			920099.065	Skruv	Screw		
0420	20	1			3052	Mutter	Nut		
0440	21	2			920098.025	Bricka	Washer		



Reservdelar - Spare parts

30

321

6850

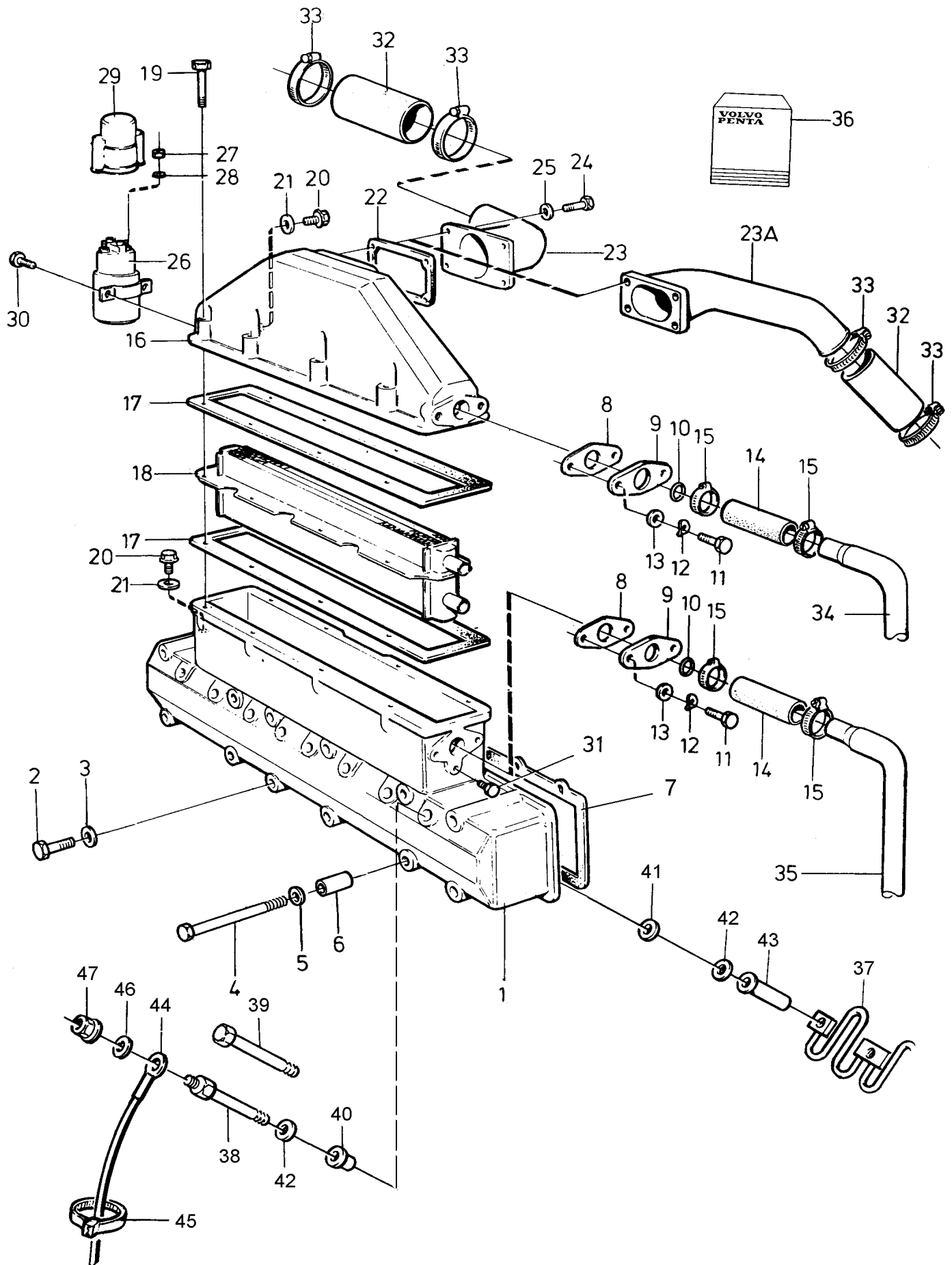
Utgåva
Issue
980615

Bild nr
Picture No
20311

Monteringsdetaljer, fläkt
TWD730ME

Installation components,
Fan
TWD730ME

Pos. Fig.	Antal/Quantity			Art nr Part No	Benämning	Description	Sats Kit	Anmärkning Notes
0020	1	1		923349.0323	Konsol	Bracket		3SPÅR-3GROOVE D=159MM 4 ST HÅL/4 HOLES FLÄKTUTVÄXLING 1:1/ FAN GEAR RATIO 1:1 D=140MM FLÄKTUTVÄXLING 1:1.14 FAN GEAR RATIO 1:1.14 L=170MM L=45MM L=80MM SEE GR 30, PAGE 311 SEE GR 30, PAGE 285 L=2X1175MM FLÄKTUTVÄXLING 1:1/ FAN GEAR RATIO 1:1 L=2X1150MM FLÄKTUTVÄXLING 1:1.14 FAN GEAR RATIO 1:1.14 SEE GR 30, PAGE 311 L=43MM L=20MM
0040	2	1		920018.009	Remskiva	Pulley		
0060								
0061								
0062								
0070		1		923705.0365	Remskiva	Pulley		
0071								
0072								
0080	3	1		923109.0541	Kullager	Ball bearing		
0100	4	1		923109.0542	Spärring	Retaining ring		
0120	5	1		923705.0297	Skruv	Screw		
0140	6	2		923109.0544	Bricka	Washer		
0160	7	2		923109.0545	Bricka	Washer		
0180	8	1		923349.0781	Mutter	Nut		
0200	9	2		923349.0319	Pinnskruv	Stud		
0220	10	1		923705.0277	Pinnskruv	Stud		
0240	11	1		923705.0298	Pinnskruv	Stud		
0260	12	4		923349.0347	Mutter	Nut		
0280	13	1		923349.0321	Fäste	Bracket		
0300	14	4		923107.0621	Skruv	Screw		
0320	15	4		923107.0350	Bricka	Washer		
0340	16	1			Remskiva	Pulley		
0360	17	1			Remskiva	Pulley		
0380	18	1		923110.0055	Kilremssats	V-belt kit		
0381								
0382								
0390		1		923705.0366	Kilremssats	V-belt kit		
0391								
0392								
0400	19	1			Automatisk remspännare	Automatic belt tensioner		
0420	20	1		923109.0547	Nav	Hub		
0440	21	4		923107.0543	Skruv	Screw		



23441

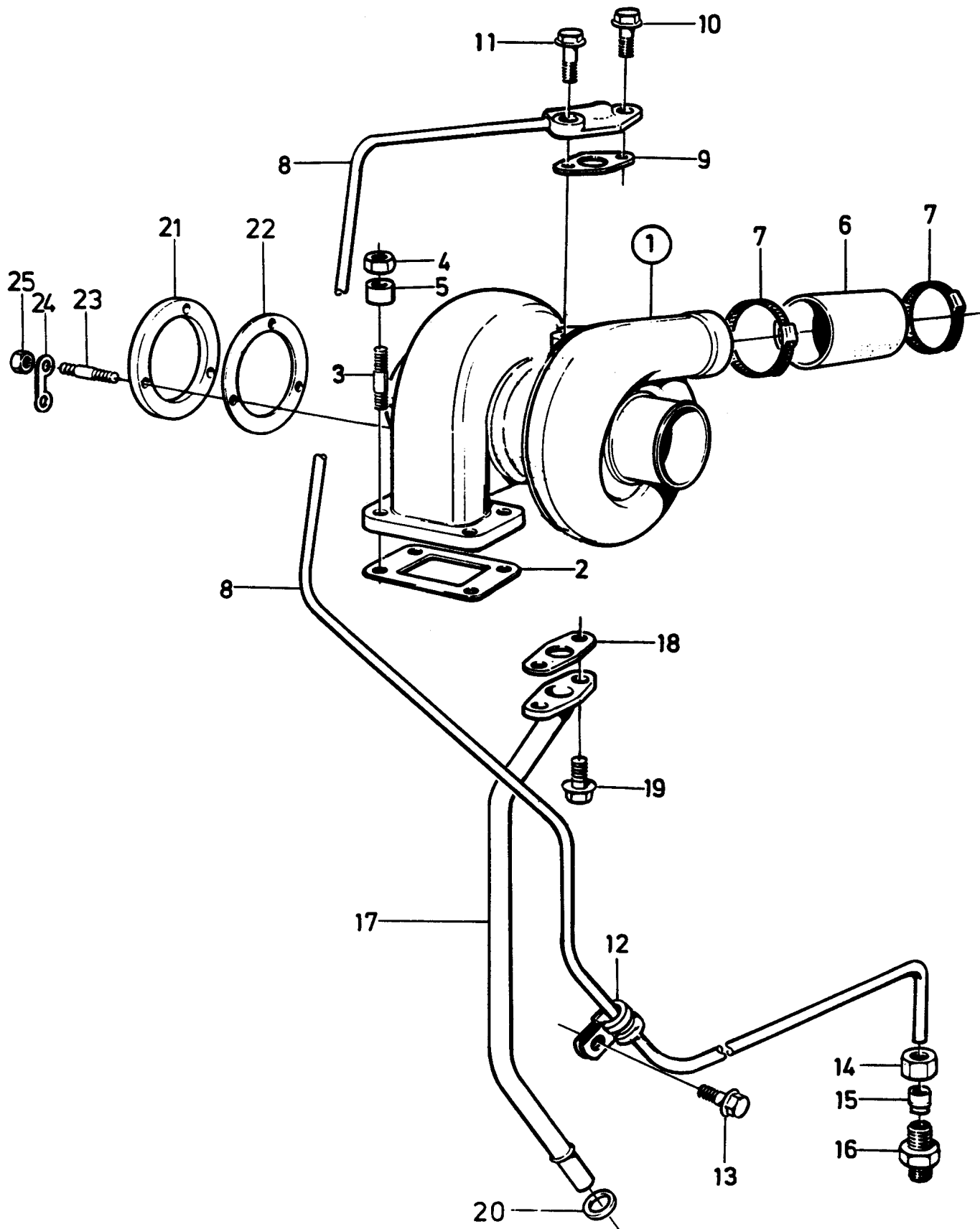
Reservdelar - Spare parts

30

323

6900

6900	Utgåva Issue		Bild nr Picture No		Insugningsrör med monteringsdetaljer TWD730ME		Induction manifold with installation components TWD730ME		
	980615		23441						
	Pos. Fig.	Antal/Quantity			Art nr Part No	Benämning	Description	Sats Kit	Anmärkning Notes
0020	1	1			923636.0920	Insugningsrör	Induction pipe		
0040	2	18			923107.0328	Skruv	Screw		L=90MM
0060	3	18			920771.0001	Fjäderbricka	Spring washer		
0080	4	2			923349.0755	Skruv	Screw		L=130MM
0100	5	2			921321.0002	Bricka	Washer		
0120	6	2			923349.0756	Hylsa	Sleeve		L=31MM
0140	7	2			923259.0395	Packning	Gasket		
0160	8	2			923636.0043	Packning	Gasket		
0180	9	2			923349.0757	Fläns	Flange		
0200	10	2			923636.0044	Gummiring	Rubber ring		
0220	11	4			923349.0758	Skruv	Screw		
0240	12	4			4752	Fjädrande bricka	Resilient washer		
0260	13	4			923107.0427	Bricka	Washer		
0280	14	2			922142.0002	Kylarslang	Hose		
0300	15	4			923107.0854	Slangklamma	Hose clamp		
0320	16	1			923349.0759	Lock	Cover		
0340	17	2			923636.0045	Packning	Gasket		
0360	18	1			923705.0299	Laddluftkylare	Intercooler		
0380		1			923349.0813	•Packningssats	•Gasket kit		
0400	19	8			923349.0760	Skruv	Screw		
0420	20	1			923107.0568	Skruv	Screw		
0440		1			923636.0918	Skruv	Screw		
0460	21	2			920715.0001	Packning	Gasket		
0480	22	1			923636.0047	Packning	Gasket		
0500	23	1			923705.0300	Anslutningsrör	Connection pipe		
0520	23A								NOT USED
0540	24	4			923349.0758	Skruv	Screw		
0560	25	4			4752	Fjädrande bricka	Resilient washer		
0580	26	1			923120.0708	Relä,förvärmning	Relay,preheating		24V
0600	27	2			923349.0047	•Mutter	•Nut		M8
0620		2			920535.0003	•Mutter	•Nut		M5
0640	28	2			923107.0350	•Bricka	•Washer		
0660	29	1			921648.0002	Gummiskydd	Rubber protection		
0680	30	2			920770.0005	Skruv	Screw		
0700	31	1			923705.0166	Propp	Plug		
0720	32	1			923349.0762	Slang	Hose		SEE GR 30, PAGE 325
0740	33	2			923107.0418	Klamma	Clamp		
0760	34	1			923349.0768	Rör	Pipe		
0780	35	1			923349.0769	Rör	Pipe		
0800	36	1			923349.0786	Packningssats	Gasket kit		INCL. FIG 7,21,22
0820	37	1			923636.0048	Startelement	Cold starter element		
0840	38	2			923349.0787	Skruv	Screw		
0860	39	6			923349.0788	Skruv	Screw		
0880	40	16			923636.0049	Bussning	Bushing		
0900	41	16			923349.0789	Bricka	Washer		
0920	42	16			923349.0790	Bricka	Washer		
0940	43	8			923349.0791	Hylsa	Sleeve		
0960	44	1				Kabel	Cable		
0980	45	3			923109.0696	Klamma	Clamp		
1000	46	2			923107.0350	Bricka	Washer		
1020	47	2			923349.0047	Mutter	Nut		



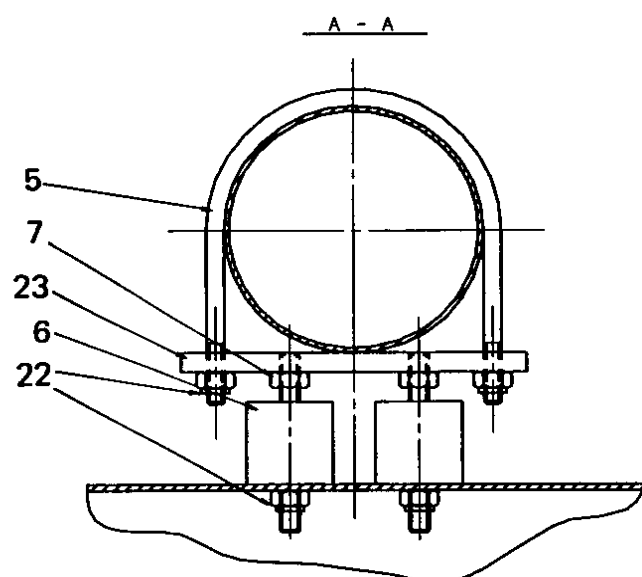
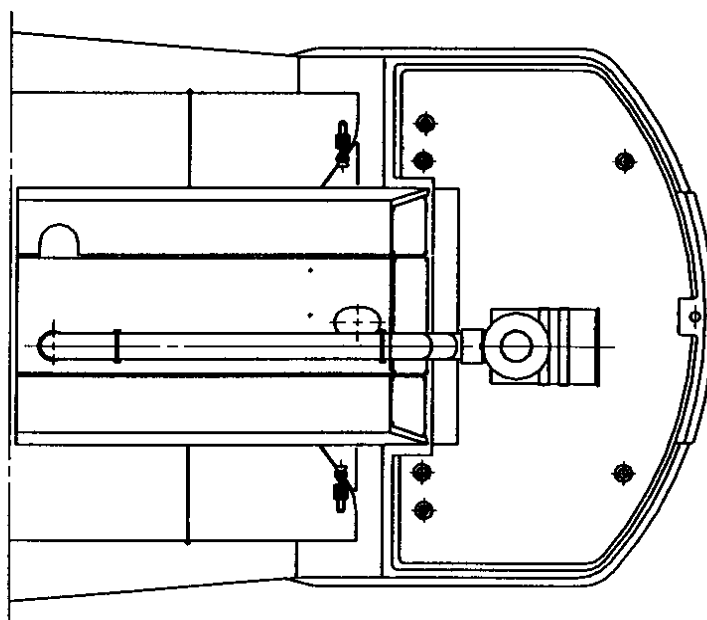
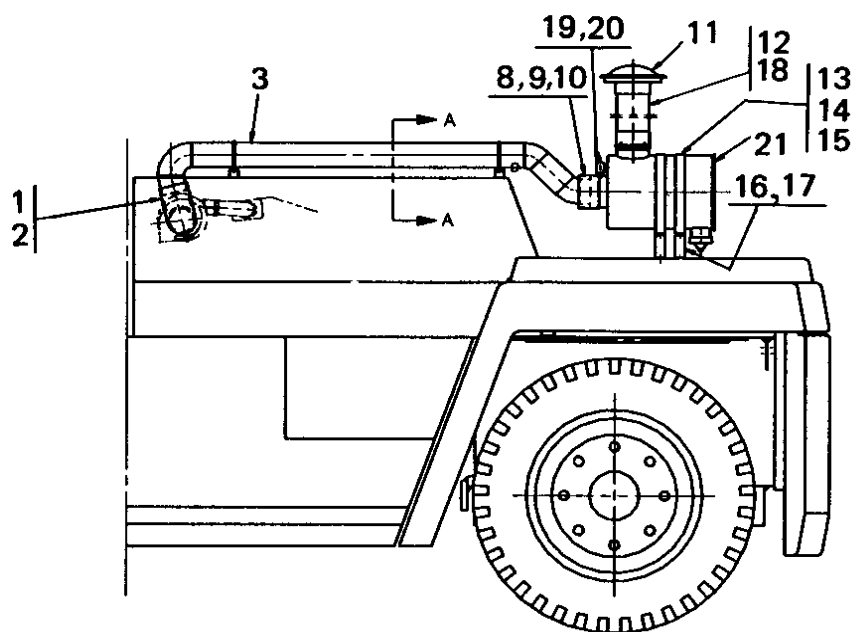
Reservdelar - Spare parts

30

325

6950

6950	Utgåva Issue		Bild nr Picture No		Turbokompressor med monteringsdetaljer TWD730ME		Turbo compressor and installation components TWD730ME		
	980615		20317						
	Pos. Fig.	Antal/Quantity			Art nr Part No	Benämning	Description	Sats Kit	Anmärkning Notes
0020	1	1			923110.0463	Turbokompressor	Turbo compressor		INCL. FIG2,9,18,20,22 L=25MM L=30MM
0040		1			923259.0740	Packningssats	Gasket kit		
0060	2	1			921562.0001	Packning	Gasket		
0080	3	4			923349.0572	Pinnskruv	Stud		
0100	4	4			923349.0052	Mutter	Nut		
0120	5	4			923349.0681	Distanshylsa	Spacer sleeve		
0140	6	1			923349.0762	Slang	Hose		
0160	7	2			923349.0763	Slangklamma	Hose clamp		
0180	8	1			923349.0764	Tryckoljerör	Pressure oil pipe		
0200	9	1			923109.0141	Packning	Gasket		
0220	10	1			923107.0327	Skruv	Screw		
0240	11	1			923349.0450	Skruv	Screw		
0260	12	2			923107.0440	Klamma	Clamp		
0280	13	2			923107.0568	Skruv	Screw		
0300	14	1			923107.0441	Mutter	Nut		
0320	15	1			923107.0442	Skärring	Cone ring		
0340	16	1			923107.0646	Nippel	Nipple		
0360	17	1			923107.0647	Returöljerör	Oil return pipe		
0380	18	1			923109.0143	Packning	Gasket		
0400	19	2			923107.0327	Skruv	Screw		
0420	20	1			923107.0340	Tätningsring	Seal ring		
0440	21	1			920982.0001	Fläns	Flange		
0460	22	1			920024.021	Packning	Gasket		
0480	23	6			923349.0638	Pinnskruv	Stud		
0500	24	3			920984.0001	Låsbleck	Securing plate		
0520	25	6			923152.0001	Mutter	Nut		



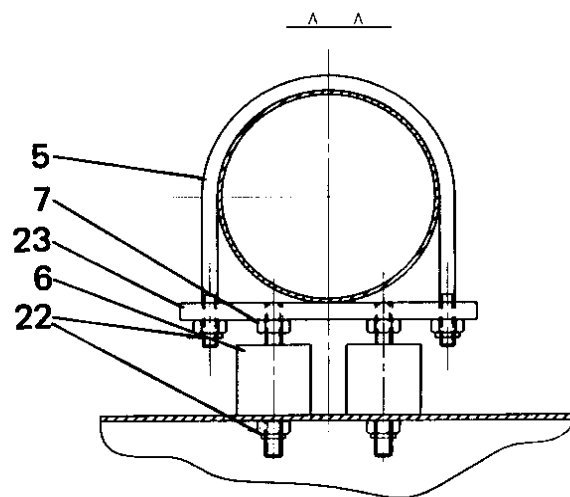
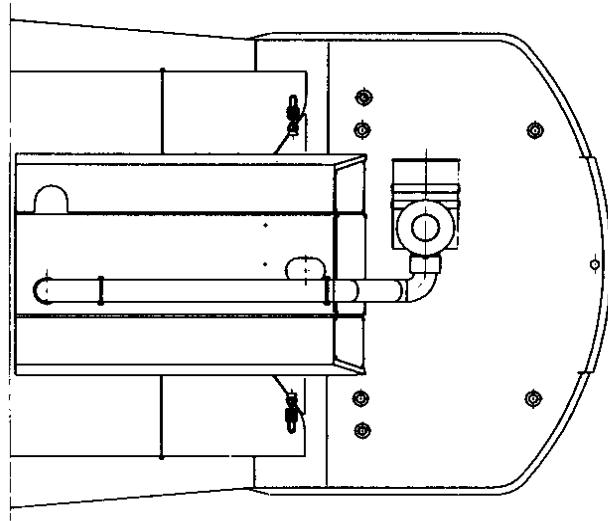
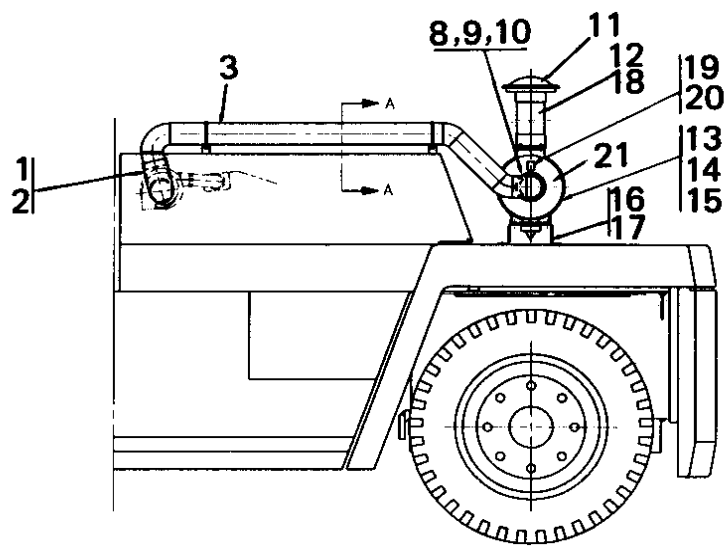
Reservdelar - Spare parts

30

327

7000

7000	Utgåva Issue		Bild nr Picture No		Luftrenarsystem TWD730ME A14680.0100		Air cleaning system TWD730ME A14680.0100		
	980615		18009						
	Pos. Fig.	Antal/Quantity			Art nr Part No	Benämning	Description	Sats Kit	Anmärkning Notes
0020					A14680.0100	Luftrenarsystem	Air cleaning system		DRAWING NO.
0040	1	2			3255	Slangklamma	Hose clamp		
0060	2	1			920897.0002	Gummiböj	Rubber bend		NOT USED
0080	3	1			A14683.0100	Insugningsrör	Induction pipe		
0100	4								NOT USED
0120	5	2			923096.0009	Klamma	Clamp		
0140	6	4			90391	Gummidämpare	Rubber cushion		NOT USED
0160	7	4			3052	Mutter	Nut		
0180	8	1			923299.0001	Ring	Ring		NOT USED
0200	9	1			923299.0002	Slang	Hose		
0220	10	2			3255	Slangklamma	Hose clamp		NOT USED
0240	11	1			920969.0013	Huv	Cap		
0260	12	1			A02226.0100	Insugningsrör	Induction pipe		NOT USED
0280	13	2			923502.0002	Spännband	Strap		
0300	14	4			922357.0015	Skruv	Screw		NOT USED
0320	15	4			920076.003	Låsmutter	Lock nut		
0340	16	2			A01029.0100	Fäste	Bracket		NOT USED
0360	17	4			922357.0015	Skruv	Screw		
0380	18	1			920952.0010	Slangklamma	Hose clamp		NOT USED
0400	19	1			5569	Nippel	Nipple		
0420	20	1			923308.0001	Vacuummeter			NOT USED
0600	21	1			920969.0012	Luftfilter	Air filter		
0620		1			923468.0054	•Filterinsats	•Filter insert		NOT USED
0640		1			923110.0142	•Säkerhetsfilter	•Safety filter		
0660	22	8			920076.003	Låsmutter	Lock nut		NOT USED
0680	23	2			A04729.0100	Bricka	Washer		



Reservdelar - Spare parts

30

329

7010

7010	Utgåva Issue		Bild nr Picture No		Luftrenarsystem TWD730ME A14680.0200		Air cleaning system TWD730ME A14680.0200		
	980615		20871						
	Pos. Fig.	Antal/Quantity			Art nr Part No	Benämning	Description	Sats Kit	Anmärkning Notes
0020					A14680.0200	Luftrenarsystem	Air cleaning system		DRAWING NO.
0040	1	2			3255	Slangklamma	Hose clamp		
0060	2	1			920897.0002	Gummiböj	Rubber bend		
0080	3	1			A14683.0200	Insugningsrör	Induction pipe		
0100	4								NOT USED
0120	5	2			923096.0009	Klamma	Clamp		
0140	6	4			90391	Gummidämpare	Rubber cushion		
0160	7	4			3052	Mutter	Nut		
0180	8	1			923299.0001	Ring	Ring		
0200	9	1			923299.0002	Slang	Hose		
0220	10	2			3255	Slangklamma	Hose clamp		
0240	11	1			920969.0013	Huv	Cap		
0260	12	1			A02226.0100	Insugningsrör	Induction pipe		
0280	13	2			923502.0002	Spännband	Strap		
0300	14	4			922357.0015	Skruv	Screw		
0320	15	4			920076.003	Låsmutter	Lock nut		
0340	16	2			A01029.0100	Fäste	Bracket		
0360	17	4			922357.0015	Skruv	Screw		
0380	18	1			920952.0010	Slangklamma	Hose clamp		
0400	19	1			5569	Nippel	Nipple		
0420	20	1			923308.0001	Vacuummeter			
0600	21	1			920969.0012	Luftfilter	Air filter		
0620		1			923468.0054	•Filterinsats	•Filter insert		
0640		1			923110.0142	•Säkerhetsfilter	•Safety filter		
0660	22	8			920076.003	Låsmutter	Lock nut		
0680	23	2			A04729.0100	Bricka	Washer		

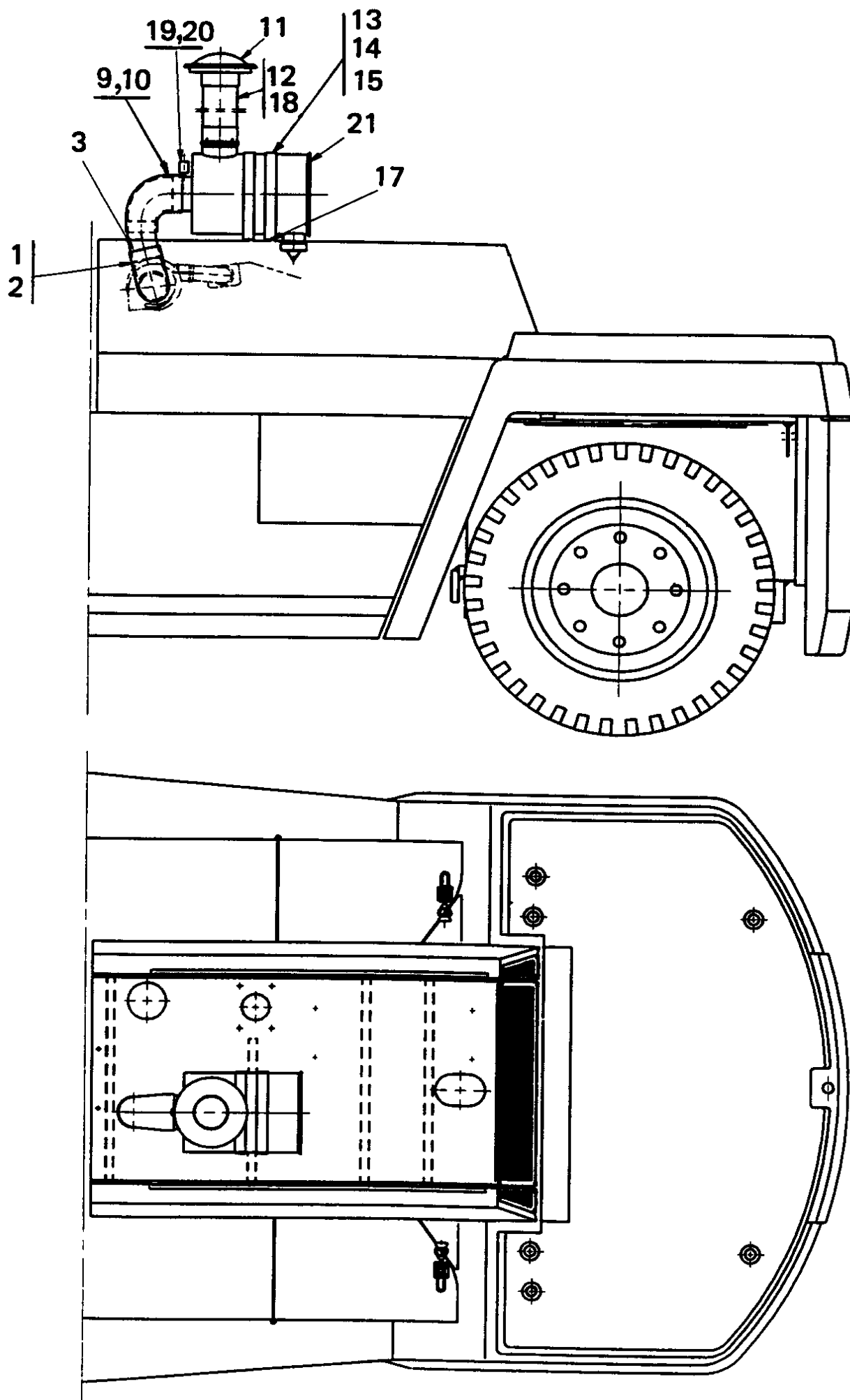
Reservdelar - Spare parts

30

331

7020

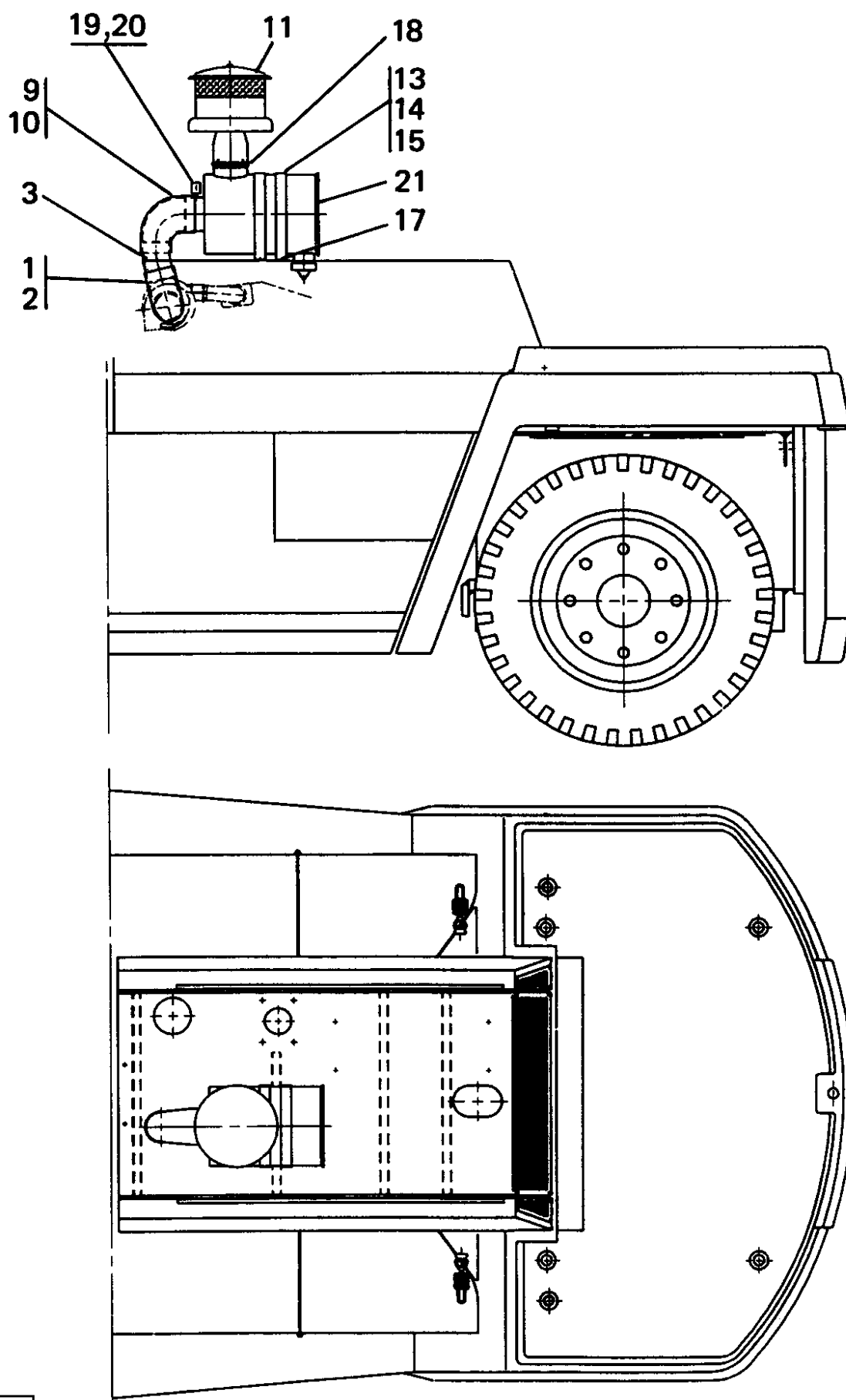
7020	Utgåva Issue		Bild nr Picture No		Luftrenarsystem TWD730ME A14680.0300		Air cleaning system TWD730ME A14680.0300		
	980615	20872							
	Pos. Fig.	Antal/Quantity			Art nr Part No	Benämning	Description	Sats Kit	Anmärkning Notes
0020					A14680.0300	Luftrenarsystem	Air cleaning system		DRAWING NO. NOT USED NOT USED NOT USED NOT USED NOT USED
0040	1	2			3255	Slangklamma	Hose clamp		
0060	2	1			920897.0002	Gummiböj	Rubber bend		
0080	3	1			A14683.0300	Insugningsrör	Induction pipe		
0100	4								
0120	5								
0140	6								
0160	7								
0180	8								
0200	9	1			922631.0005	Reducering	Reducing		
0220	10	2			3255	Slangklamma	Hose clamp		
0240	11	1			920969.0013	Huv	Cap		
0260	12	1			A02226.0100	Insugningsrör	Induction pipe		
0280	13	2			923502.0002	Spännband	Strap		
0300	14	4			922357.0015	Skruv	Screw		
0320	15	4			920076.003	Låsmutter	Lock nut		
0340	16	2			A01029.0100	Fäste	Bracket		
0360	17	4			922357.0015	Skruv	Screw		
0380	18	1			920952.0010	Slangklamma	Hose clamp		
0400	19	1			5569	Nippel	Nipple		
0420	20	1			923308.0001	Vacuummeter			
0600	21	1			920969.0012	Luftfilter	Air filter		
0620		1			923468.0054	•Filterinsats	•Filter insert		
0640		1			923110.0142	•Säkerhetsfilter	•Safety filter		



Reservdelar - Spare parts
30
333

7030

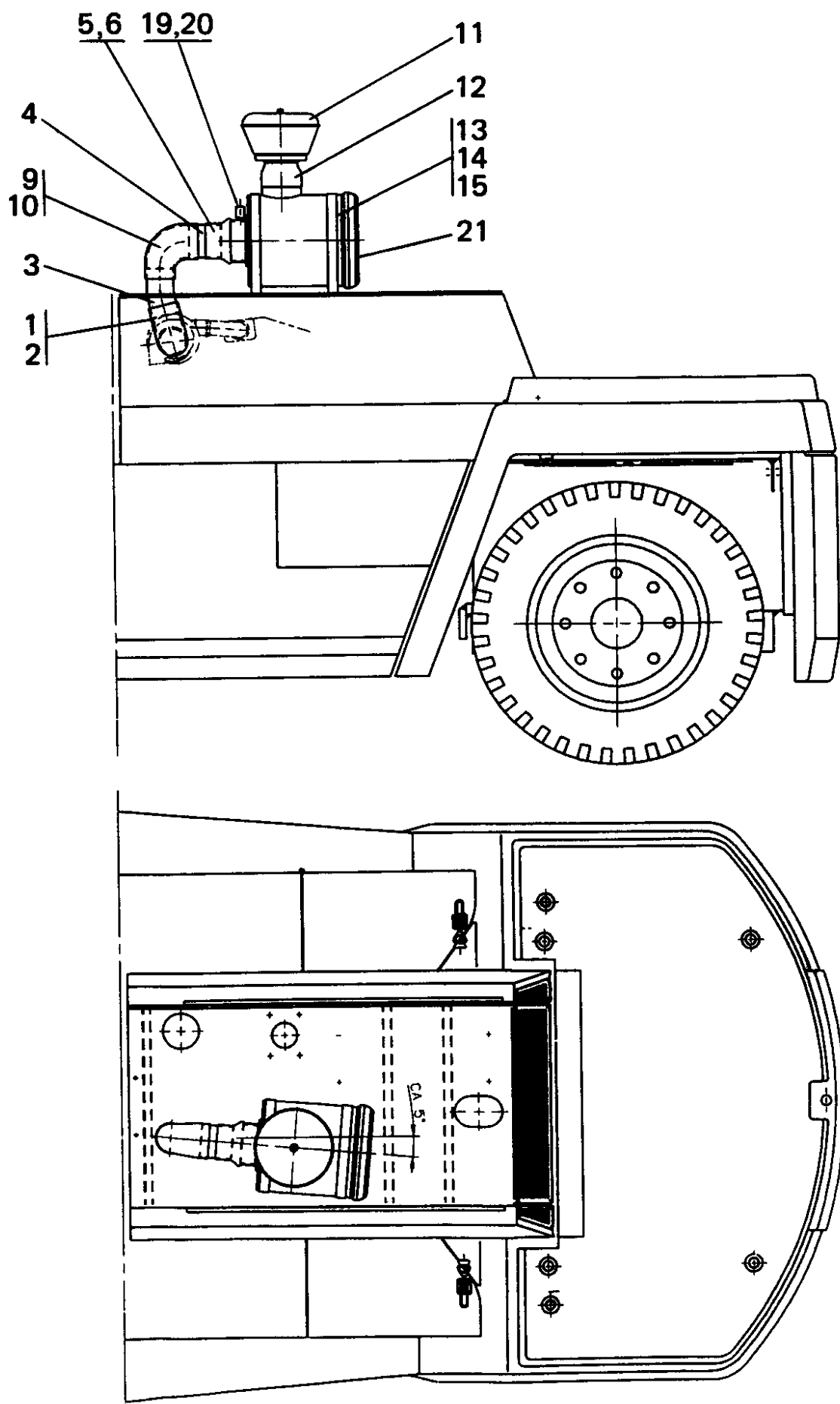
7030	Utgåva Issue		Bild nr Picture No		Luftrenarsystem TWD730ME A14680.0400		Air cleaning system TWD730ME A14680.0400		
	980615	21310							
	Pos. Fig.	Antal/Quantity			Art nr Part No	Benämning	Description	Sats Kit	Anmärkning Notes
0020					A14680.0400	Luftrenarsystem	Air cleaning system		DRAWING NO.
0040	1	2			3255	Slangklamma	Hose clamp		
0060	2	1			920897.0002	Gummiböj	Rubber bend		
0080	3	1			A14683.0400	Insugningsrör	Induction pipe		
0100	4								
0120	5								NOT USED
0140	6								NOT USED
0160	7								NOT USED
0180	8								NOT USED
0200	9	1			922631.0005	Reducering	Reducing		NOT USED
0220	10	2			3255	Slangklamma	Hose clamp		
0240	11	1			920969.0013	Huv	Cap		
0260	12	1			A02226.0100	Insugningsrör	Induction pipe		
0280	13	2			923502.0002	Spännband	Strap		
0300	14	4			922357.0015	Skruv	Screw		
0320	15	4			920076.003	Låsmutter	Lock nut		
0340	16								
0360	17	4			922357.0015	Skruv	Screw		
0380	18	1			920952.0010	Slangklamma	Hose clamp		
0400	19	1			5569	Nippel	Nipple		
0420	20	1			923308.0001	Vacuummeter			
0600	21	1			920969.0012	Luftfilter	Air filter		
0620		1			923468.0054	•Filterinsats	•Filter insert		
0640		1			923110.0142	•Säkerhetsfilter	•Safety filter		



Reservdelar - Spare parts
30
335

7040

7040	Utgåva Issue		Bild nr Picture No		Luftrenarsystem TWD730ME A14680.0500		Air cleaning system TWD730ME A14680.0500		
	980615		21311						
	Pos. Fig.	Antal/Quantity			Art nr Part No	Benämning	Description	Sats Kit	Anmärkning Notes
0020					A14680.0500	Luftrenarsystem	Air cleaning system		DRAWING NO.
0040	1	2			3255	Slangklamma	Hose clamp		
0060	2	1			920897.0002	Gummiböj	Rubber bend		
0080	3	1			A14683.0400	Insugningsrör	Induction pipe		
0100	4								NOT USED
0120	5								NOT USED
0140	6								NOT USED
0160	7								NOT USED
0180	8								NOT USED
0200	9	1			922631.0005	Reducering	Reducing		NOT USED
0220	10	2			3255	Slangklamma	Hose clamp		
0240	11	1			921424.0080	Förrenare	Pre-cleaner		
0260	12								
0280	13	2			923502.0002	Spännband	Strap		NOT USED
0300	14	4			922357.0015	Skruv	Screw		
0320	15	4			920076.003	Låsmutter	Lock nut		
0340	16								
0360	17	4			922357.0015	Skruv	Screw		NOT USED
0380	18	1			920952.0010	Slangklamma	Hose clamp		
0400	19	1			5569	Nippel	Nipple		
0420	20	1			923308.0001	Vacuummeter			
0600	21	1			920969.0012	Luftfilter	Air filter		NOT USED
0620		1			923468.0054	•Filterinsats	•Filter insert		
0640		1			923110.0142	•Säkerhetsfilter	•Safety filter		



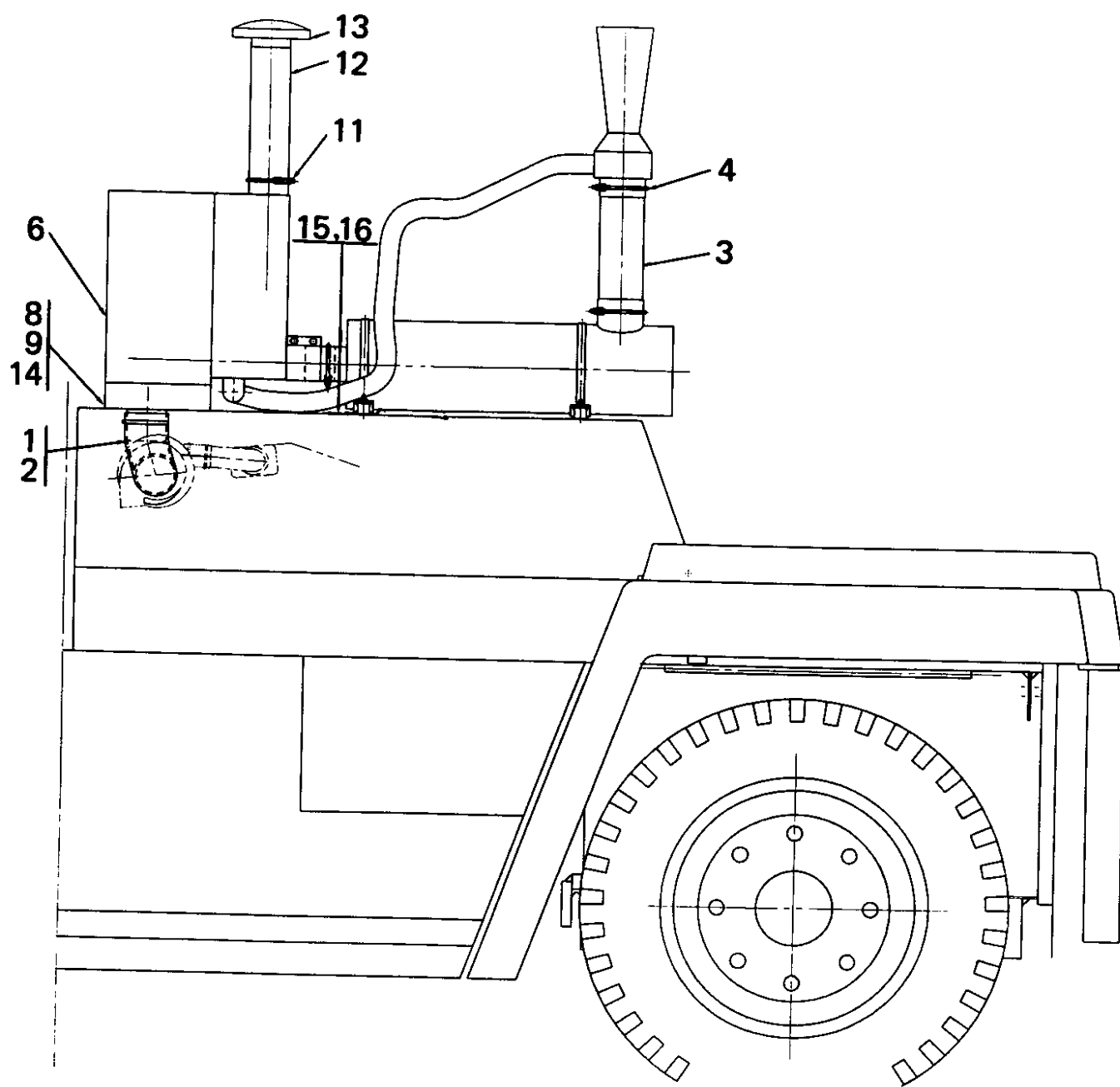
Reservdelar - Spare parts

30

337

7042

7042	Utgåva Issue		Bild nr Picture No		Luftrenarsystem TWD730ME A14680.0700		Air cleaning system TWD730ME A14680.0700		
	980615		21873						
	Pos. Fig.	Antal/Quantity			Art nr Part No	Benämning	Description	Sats Kit	Anmärkning Notes
0020					A14680.0700	Luftrenarsystem	Air cleaning system		DRAWING NO.
0040	1	2			3255	Slangklamma	Hose clamp		
0060	2	1			920897.0002	Gummiböj	Rubber bend		NOT USED
0080	3	1			A14683.0600	Insugningsrör	Induction pipe		
0100	4	ERF			10086.013	Rör	Pipe		NOT USED
0120	5	1			922631.0004	Reducering	Reducing		
0140	6	1			5970	Slangklamma	Hose clamp		NOT USED
0160	7								
0180	8								NOT USED
0200	9	1			922631.0005	Reducering	Reducing		
0220	10	2			3255	Slangklamma	Hose clamp		NOT USED
0240	11	1			921424.0021	Förrenare	Pre-cleaner		
0260	12	1			921424.0047	Reducering	Reducing		NOT USED
0280	13	2			923502.0002	Spännband	Strap		
0300	14	4			920042.005	Skruv	Screw		NOT USED
0320	15	4			5957	Mutter	Nut		
0340	16								NOT USED
0360	17								
0380	18								NOT USED
0400	19	1			5569	Nippel	Nipple		
0420	20	1			923308.0001	Vakuummeter	Vacuum gauge		NOT USED
0600	21	1			921424.0084	Luftrenare	Air cleaner		
0620		1			923736.0664	•Filterinsats	•Filter insert		NOT USED
0640		1			5372	•Säkerhetsfilter	•Safety filter		
0660		1			923736.0665	•Packning	•Gasket		

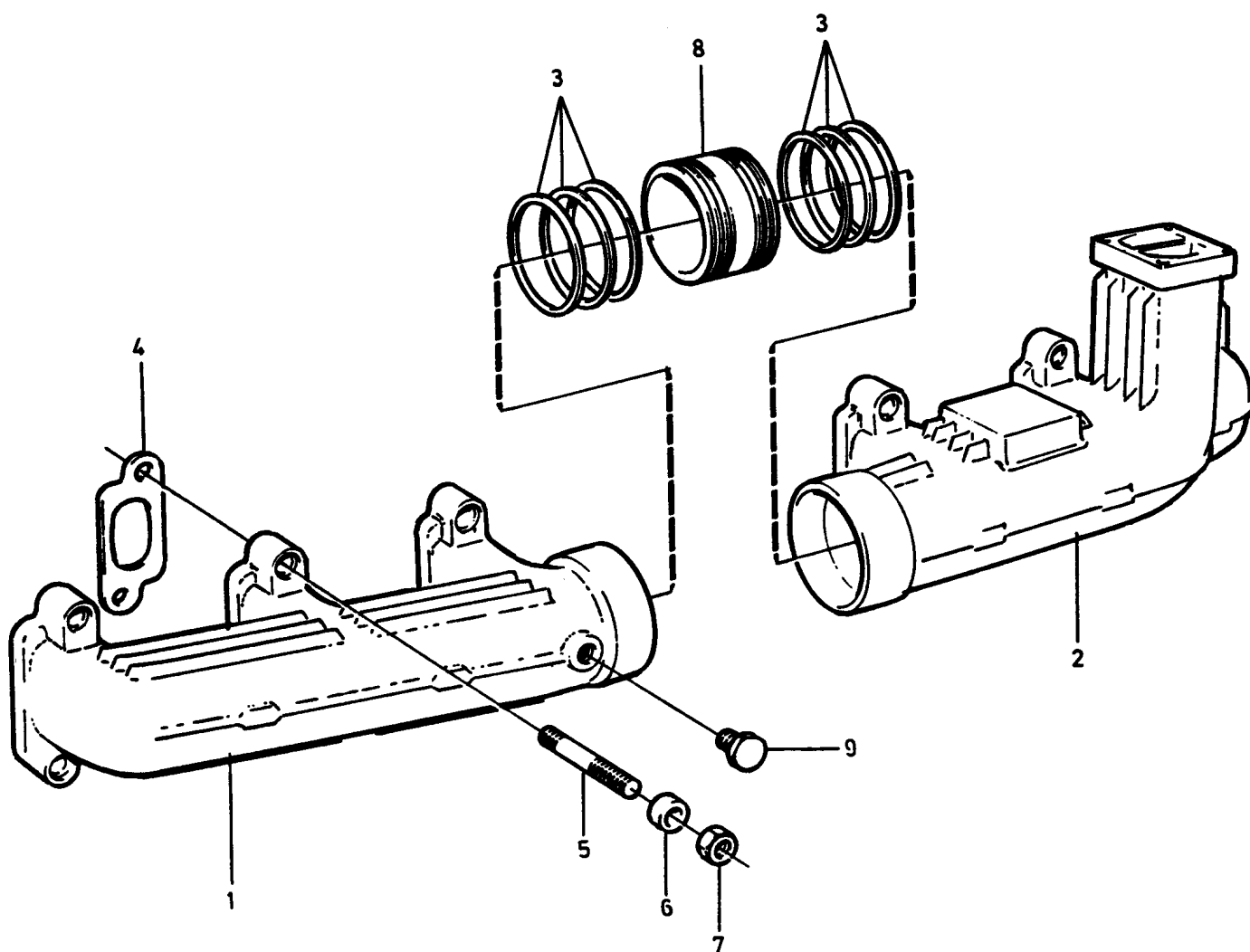


Reservdelar - Spare parts

30

339

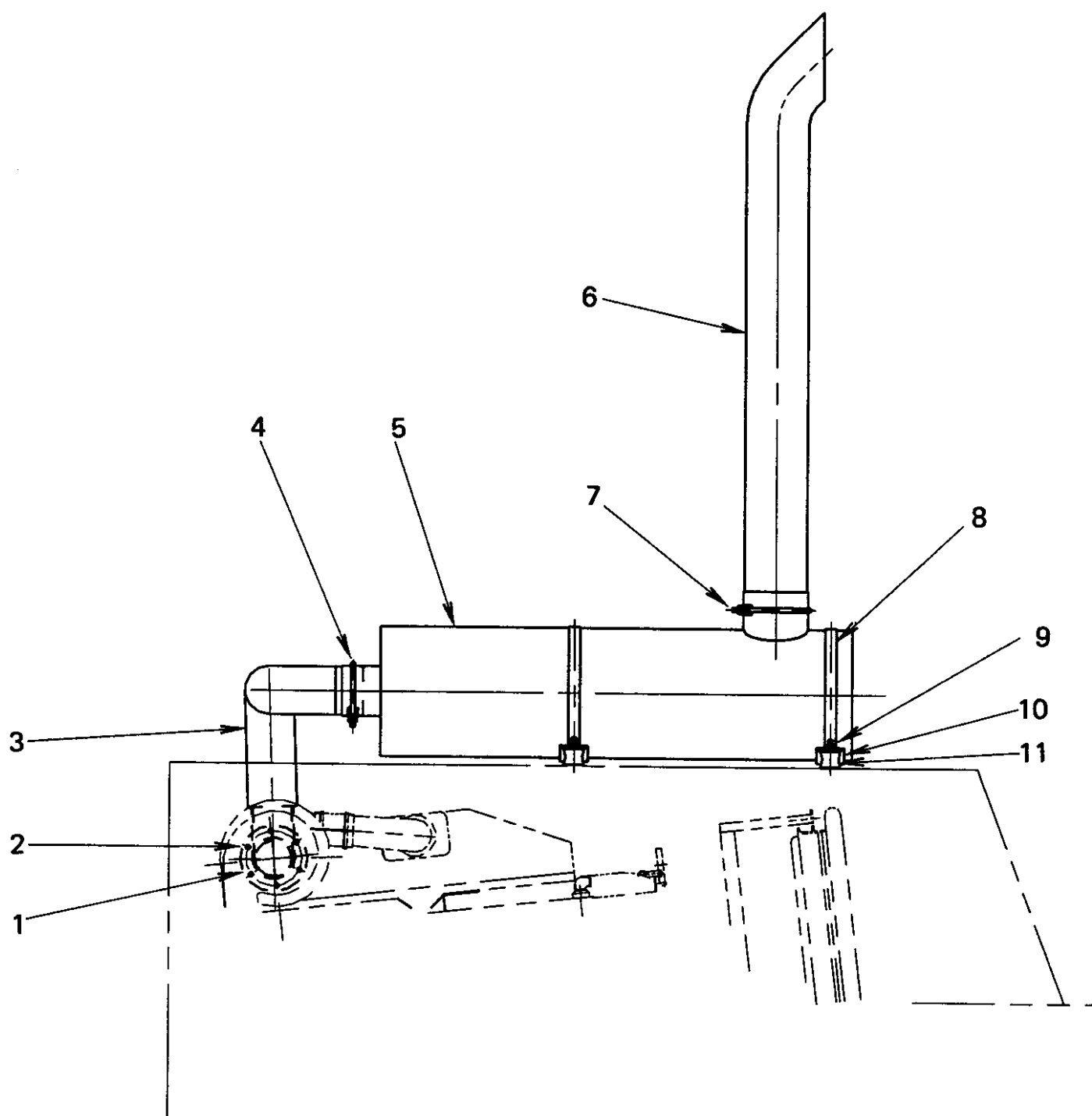
7045	Utgåva Issue		Bild nr Picture No		Luftrenarsystem Farr TWD730ME A09671.0400		Air cleaning system Farr TWD730ME A09671.0400	
	980615		21719					
Pos. Fig.	Antal/Quantity			Art nr Part No	Benämning	Description	Sats Kit	Anmärkning Notes
0020			-	A09671.0400	Luftrenarsystem	Air cleaning system		DRAWING-NO. ROTOPAMIC
0040	1		2	3255	Slangklamma	Hose clamp		
0060	2		1	920897.0002	Gummiböj	Rubber bend		NOT USED ROTOPAMIC
0080	3		1	459298.0100	Rör	Pipe		
0100	4		1	922136.0004	Klammer	Clamp		NOT USED
0120	5							
0140	6		1	258430.0500	Luftfilter	Air filter		NOT USED
0160			1	921424.0066	•Filterinsats	•Filter insert		
0180	7							NOT USED
0200	8		4	920042.003	Skruv	Screw		
0220	9		8	98150	Bricka	Washer		NOT USED
0240	10							
0260	11		1	923221.0002	Klammer	Clamp		
0280	12		1	451561.3700	Rör	Pipe		
0300	13		1	920725.0001	Huv	Cap		
0320	14		4	5957	Mutter	Nut		
0340	15		1	A22421.0100	Täckplåt	Cover plate		
0360	16		4	99024	Skruv	Screw		



Reservdelar - Spare parts
30
341

7050

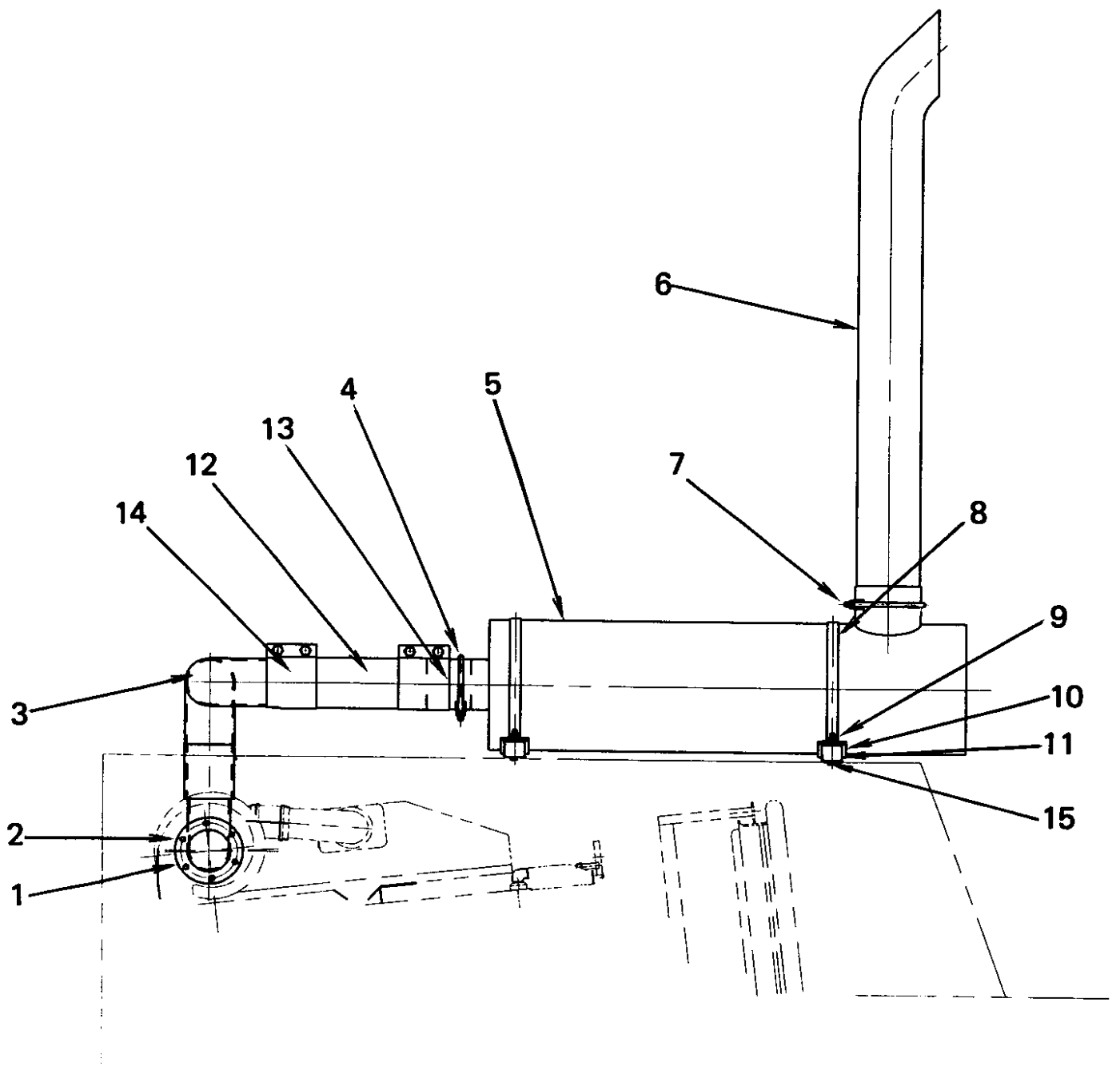
7050	Utgåva Issue		Bild nr Picture No		Avgasrör med monterings- detaljer TWD730ME		Exhaust manifold and installation components TWD730ME		
	980615	12986							
	Pos. Fig.	Antal/Quantity			Art nr Part No	Benämning	Description	Sats Kit	Anmärkning Notes
0020	1	1			923636.0212	Grenrör	Manifold,ind.-exh.		INCL. FIG 3,4
0040	2	1			923636.0213	Grenrör	Manifold,ind.-exh.		
0060	3	6			923107.0419	Tätningsring	Seal ring		
0080	4	6			923107.0648	Packning	Gasket		
0100	5	12			923349.0449	Pinnskruv	Stud		
0120	6	12			923259.0344	Distanshylsa	Spacer sleeve		
0140	7	12			923349.0052	Mutter	Nut		
0160	8	1			923107.0649	Hållare	Holder		
0180	9	1			921559.0001	Propp	Plug		
0200		1			923259.0736	Packningssats	Gasket kit		



Reservdelar - Spare parts
30
343

7100

7100	Utgåva Issue		Bild nr Picture No		Avgassystem TWD730ME A14681.0100		Exhaust system TWD730ME A14681.0100		
	980615		18010						
	Pos. Fig.	Antal/Quantity			Art nr Part No	Benämning	Description	Sats Kit	Anmärkning Notes
0010		1			A14681.0100	Avgassystem	Exhaust system		DRWG. NO.
0020	1	1			920024.021	Tätning	Seal		
0040	2	12			923152.0001	Mutter	Nut		
0060	3	1			A14682.0100	Avgasrör	Exhaust pipe		
0080	4	1			923096.0003	Klamma	Clamp		
0100	5	1			921079.0018	Ljuddämpare	Silencer		
0120	6	1			A11290.0100	Slutrör	End pipe		
0140	7	1			922136.0004	Klamma	Clamp		
0160	8	2			A11288.0200	Spännband	Strap		
0180	9	8			3052	Mutter	Nut		
0200	10	2			455457.0100	Fäste	Bracket		
0225	11	4			923379.0002	Gummidämpare	Rubber cushion		



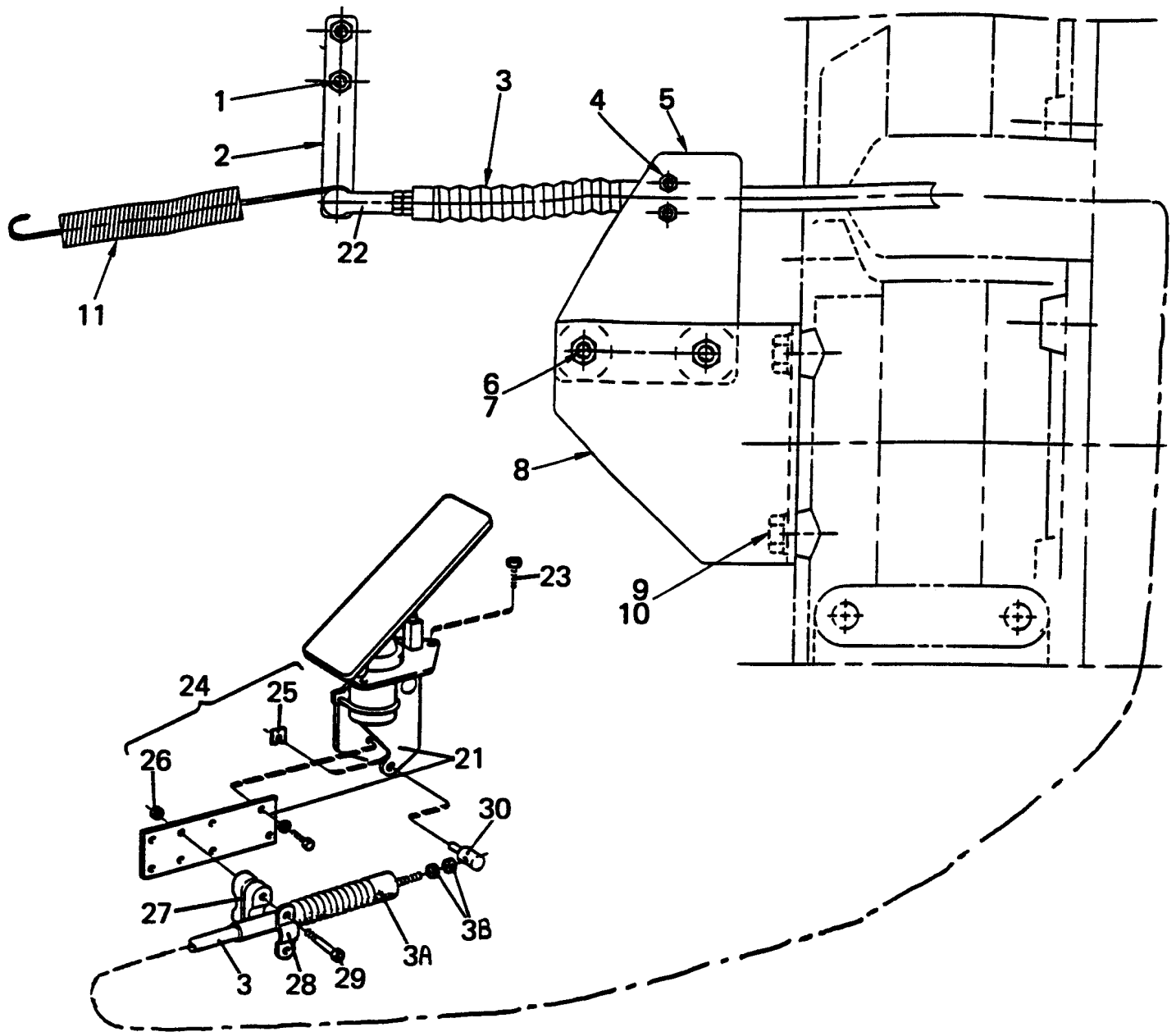
Reservdelar - Spare parts

30

345

7110

7110	Utgåva Issue		Bild nr Picture No		Avgassystem TWD730ME A14681.0200		Exhaust system TWD730ME A14681.0200		
	980615		20873						
	Pos. Fig.	Antal/Quantity			Art nr Part No	Benämning	Description	Sats Kit	Anmärkning Notes
0010		1			A14681.0200	Avgassystem	Exhaust system		DRWG. NO.
0020	1	1			920024.021	Tätning	Seal		
0040	2	12			923152.0001	Mutter	Nut		
0060	3	1			A14682.0200	Avgasrör	Exhaust pipe		
0080	4	1			923096.0003	Klamma	Clamp		
0100	5	1			921079.0018	Ljuddämpare	Silencer		
0120	6	1			A11290.0100	Slutrör	End pipe		
0140	7	1			922136.0004	Klamma	Clamp		
0160	8	2			A11288.0200	Spännband	Strap		
0180	9	4			3052	Mutter	Nut		
0200	10	2			455457.0100	Fäste	Bracket		
0225	11	4			A06361.0300	Distans	Spacer		
0240	12	1			920995.0013	Metallslang	Metal hose		
0260	13	1			A00573.0100	Rör	Pipe		
0280	14	2			923373.0001	Klammer	Clamp		
0300	15	4			3080	Skruv	Screw		



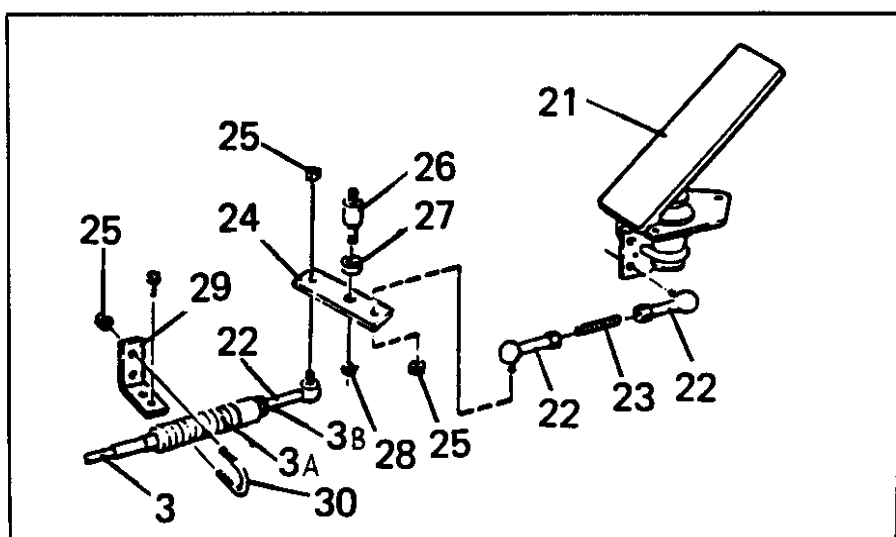
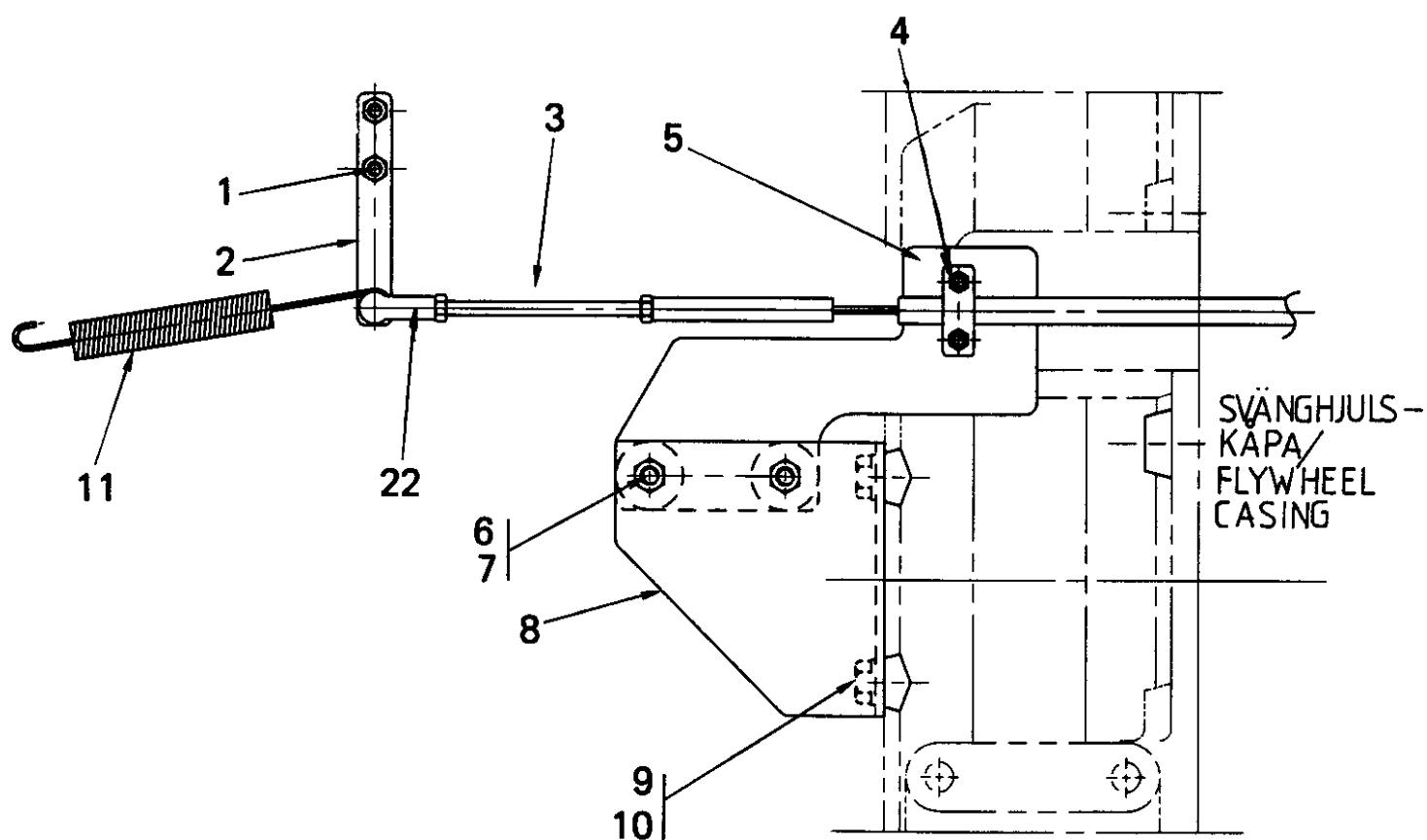
Reservdelar - Spare parts

30

347

7150

7150	Utgåva Issue		Bild nr Picture No		Gaspådrag mek. TWD730ME FFS A11961.0100		Mechanical foot throttle TWD730ME,FFS A11961.0100		
	Pos. Fig.	Antal/Quantity			Art nr Part No	Benämning	Description	Sats Kit	Anmärkning Notes
0010					A11961.0100				RITNING/DRAWING
0015					354806.0100				RITNING/DRAWING
0016					354806.0300				RITNING/DRAWING
0020	1	2			3062	Skruv	Screw		
0040	2	1			A11958.0100	Hävarm	Lever		
0060	3	1			922442.0012	Reglagekabel	Control cable		L=2750
0061		1			922442.0032	Reglagekabel	Control cable		L=3100
0062		1			922442.0039	Reglagekabel	Control cable		L=3300
0065	3A	2			922429.0001	•Gummibälg	•Rubber bellows		
0070	3B	4			3051	•Mutter	•Nut		
0080	4	1			922133.0003	Wirelås	Wire lock		
0100	5	1			A11959.0100	Fäste	Bracket		
0120	6	4			920076.003	Låsmutter	Lock nut		
0140	7	2			923379.0001	Gummidämpare	Rubber cushion		
0160	8	1			A11960.0100	Fäste	Bracket		
0180	9	2			920042.003	Skruv	Screw		
0200	10	2			98150	Bricka	Washer		
0220	11	1			3962	Fjäder	Spring		
0240									
0260									
0420	21	1			922463.0001	Gaspedal	Foot throttle		
0440	22	1			90202	Kullänk	Ball link		
0460	23	3			3065	Skruv	Screw		
0465		3			98151	Bricka	Washer		
0480	24	1			922463.0003	Monteringssats	Mounting kit		
0500	25	1				•Låsbleck	•Securing plate	S	
0520	26	2				•Mutter	•Nut	S	
0540	27	1				•Klamma	•Clamp	S	
0560	28	1				•Bygel	•Yoke	S	
0580	29	2				•Skruv	•Screw	S	
0600	30	1				•Tapp	•Pin	S	



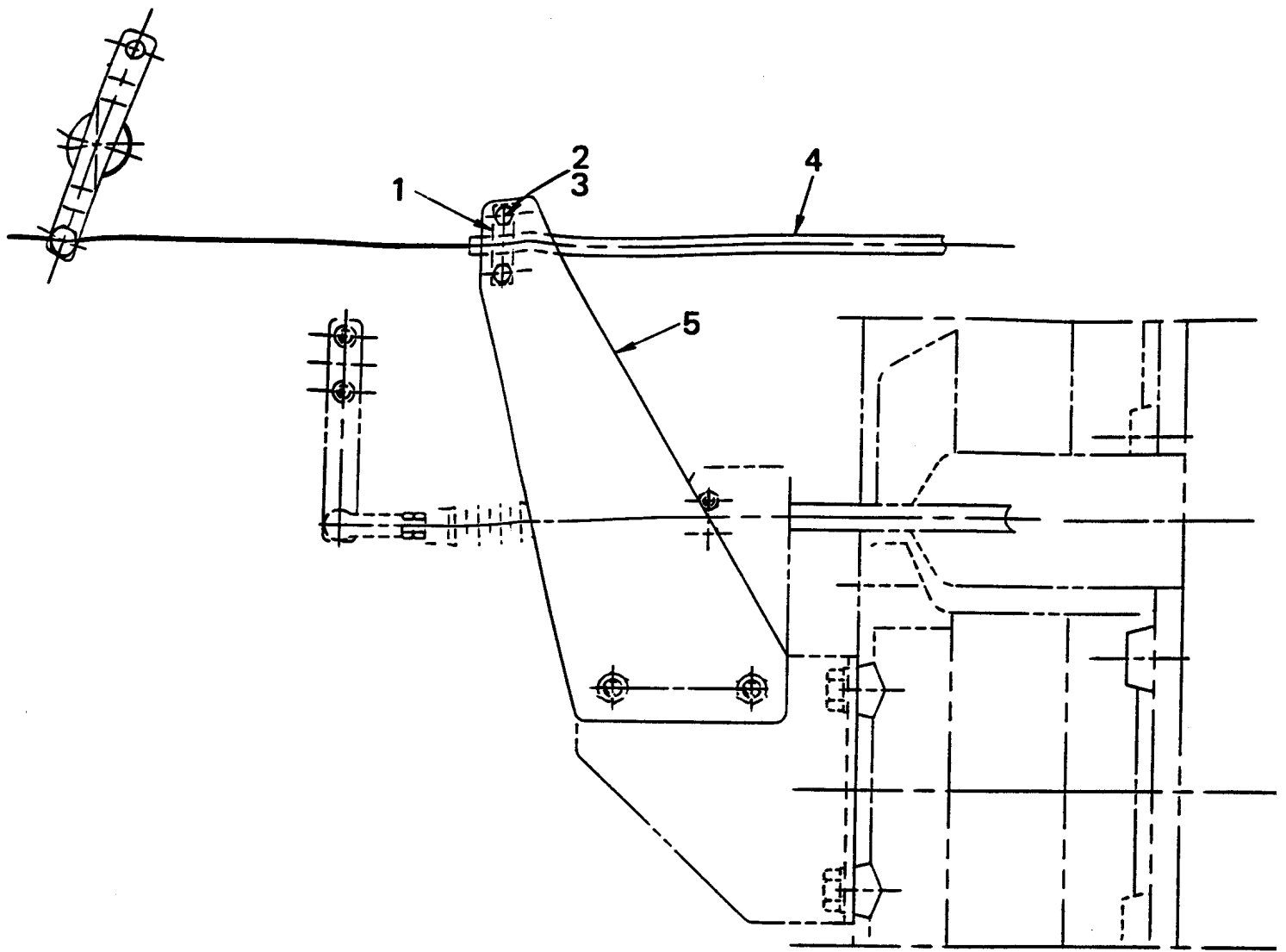
Reservdelar - Spare parts

30

349

7160

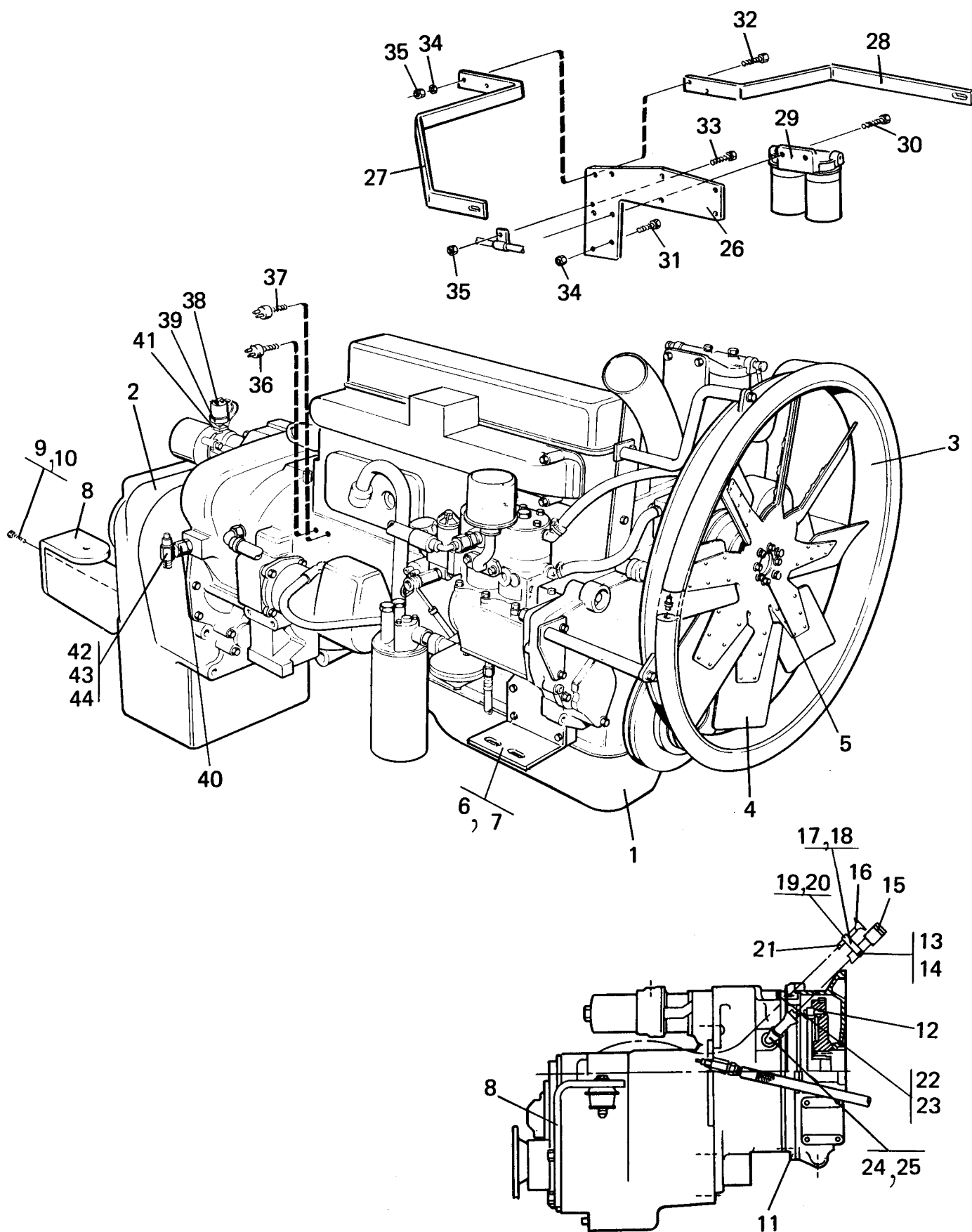
7160	Utgåva Issue		Bild nr Picture No		Gaspådrag mek. TWD730ME VBFS A11961.0200		Mechanical foot throttle TWD730ME,VBFS A11961.0200		
	Pos. Fig.	Antal/Quantity			Art nr Part No	Benämning	Description	Sats Kit	Anmärkning Notes
0010					A11961.0200				DRAWING NO. L=2750 L=3100 L=3300
0020	1	2			3062	Skruv	Screw		
0040	2	1			A11958.0100	Hävarm	Lever		
0060	3	1			922442.0012	Reglagekabel	Control cable		
0061		1			922442.0032	Reglagekabel	Control cable		
0062		1			922442.0039	Reglagekabel	Control cable		
0065	3A	-			922429.0001	•Gummibälg	•Rubber bellows		
0070	3B	-			3051	•Mutter	•Nut		
0080	4	1			922133.0003	Wirelås	Wire lock		
0100	5	1			A11959.0200	Fäste	Bracket		
0120	6	4			920076.003	Låsmutter	Lock nut		
0140	7	2			923379.0001	Gummidämpare	Rubber cushion		
0160	8	1			A11960.0100	Fäste	Bracket		
0180	9	2			920042.003	Skruv	Screw		
0200	10	2			98150	Bricka	Washer		
0220	11	1			3962	Fjäder	Spring		
0240									
0260									
0420	21	1			A13121.0100	Gaspedal	Foot throttle		
0440	22	4			90202	Kullänk	Ball link		
0460	23	1			A09868.0100	Dragstång	Pull rod		
0480	24	1			A09856.0100	Arm	Arm		
0500	25	ERF			3051	Mutter	Nut		
0520	26		1		A09855.0100	Axel	Shaft		
0540	27		1		920007.005	Bussning	Bushing		
0560	28		1		920046.006	Spårring	Retaining ring		
0580	29		1		A09867.0100	Fäste	Bracket		
0600	30		1		922285.0001	Bygel	Yoke		



Reservdelar - Spare parts
30
351

7200

Utgåva Issue		Bild nr Picture No		Stoppreglage, mekaniskt TWD730ME A11963.0100		Engine shut down, Mechanical TWD730ME A11963.0100		
980615		20075						
Pos. Fig.	Antal/Quantity			Art nr Part No	Benämning	Description	Sats Kit	Anmärkning Notes
1	1			A11963.0100	Stoppreglage	Stop control		DRAWING NO. L=3000
2	2			922575.0011	Klammer	Clamp		
3	2			920074.007	Skruv	Screw		
4	1			920076.014	Låsmutter	Lock nut		
5	1			922442.0045	Reglagekabel	Control cable		
				A11962.0100	Fäste	Bracket		



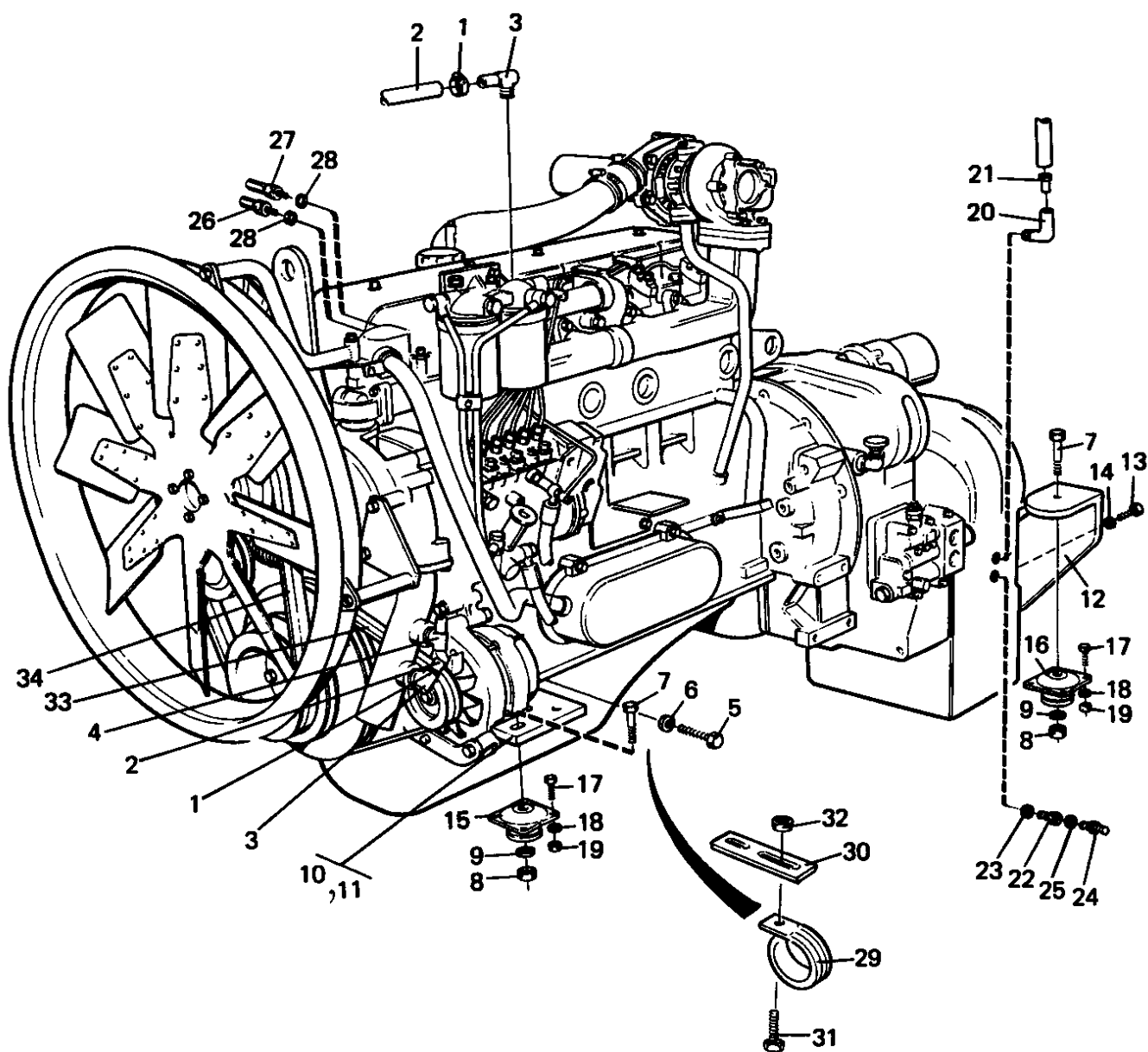
Reservdelar - Spare parts

30

353

7500

7500	Utgåva Issue		Bild nr Picture No		Motorpaket,insugningssida TWD731ME A14679.0300		Engine assy.,Induction side, TWD731ME A14679.0300		
	Pos. Fig.	Antal/Quantity			Art nr Part No	Benämning	Description	Sats Kit	Anmärkning Notes
		A146 79. 0300							
0020	1	1			A14679.0300	Motor	Engine		DRAWING NO. TWD731ME,FLEXPLATES FLÄKTUTVÅXLING 1:1.14 FAN GEAR RATIO 1:1.14 HELRENOVERING / RECONDITIONING 13.7 HR 32335 SEE GR 30, PAGE 397 STD,SUGANDE/SUCKING TRYCKANDE/PUSHING
0040		1			920871.0048	Motor	Engine		
0060									
0080									
0100		1			923349.0784	•Packningssats	•Gasket kit		
0120									
0140	2	1			922297.0070	Växellåda	Gear box		
0160	3					Fläktring	Fan ring		
0180	4	1			5337	Kylarfläkt	Fan		
0200		1			920001.002	Kylarfläkt	Fan		
0220	5	4			920099.061	Skruv	Screw		
0240	6	1			355690.0100	Motorfäste	Engine mounting		
0260	7	2			455689.0100	Distansplatta	Spacer plate		
0280	8	1			A00377.0100	Fäste	Bracket		
0300	9	2			2722	Skruv	Screw		
0320	10	2			920098.010	Bricka	Washer		
0340	11	1			921870.0001	Distansring	Spacer ring		
0360	12	8			2792	Skruv	Screw		
0380	13	1			95046	Klamma	Clamp		
0400	14	1			95038	Klammer	Clamp		
0420	15	1			923186.0001	Propp	Plug		
0440	16	1			455794.0100	Nivåsticka	Dipstick		
0460	17	1			920099.064	Skruv	Screw		
0480	18	1			920076.002	Låsmutter	Lock nut		
0500	19	1			455950.0100	Fäste	Bracket		
0520	20	1			455949.0100	Skylt	Sign		
0540	21	ERF			4430	Nylonslang	Nylon hose		L=1400
0560	22	12			923109.0434	Skruv	Screw		
0580		12			4735	Mutter	Nut		
0600	23	12			2957	Bricka	Washer		
0620	24	2			94219	Vinkelförskruvning	Angle fitting		
0640	25	1			455770.0100	Rör	Pipe		
0660	26	1			355841.0100	Fäste	Bracket		
0680	27	1			255843.0100	Fäste	Bracket		
0700	28	1			355842.0100	Fäste	Bracket		
0720	29					Bränslefilter	Fuel filter		SEE GR 30, PAGE 361
0740	30	2			922357.0031	Skruv	Screw		
0760	31	1			920042.019	Skruv	Screw		
0780	32	2			922357.0030	Skruv	Screw		
0800	33	1			920042.005	Skruv	Screw		
0820	34	3			98150	Bricka	Washer		
0840	35	3			5957	Mutter	Nut		
0860	36	1			923546.0001	Givare	Sensor		TRYCKVAKT SATS/KIT
0880	37	1			425817.8034	Oljetryckgivare,motor	Oil press.sensor,engine		
0900	38	1			920456.003	Oljetryckgivare,vakt	Sensor,oil pressure		
0920	39	1			920940.0003	Reducering	Reducing		
0940	40	1			920985.0002	Koppling	Fitting		
0960	41								NOT USED
0980	42	1			920876.0001	Temp.givare,vakt	Sensor,temperature		
1000	43	1			454672.0100	Koppling	Fitting		
1020	44	1			5935	Tredoring	Tredoring		



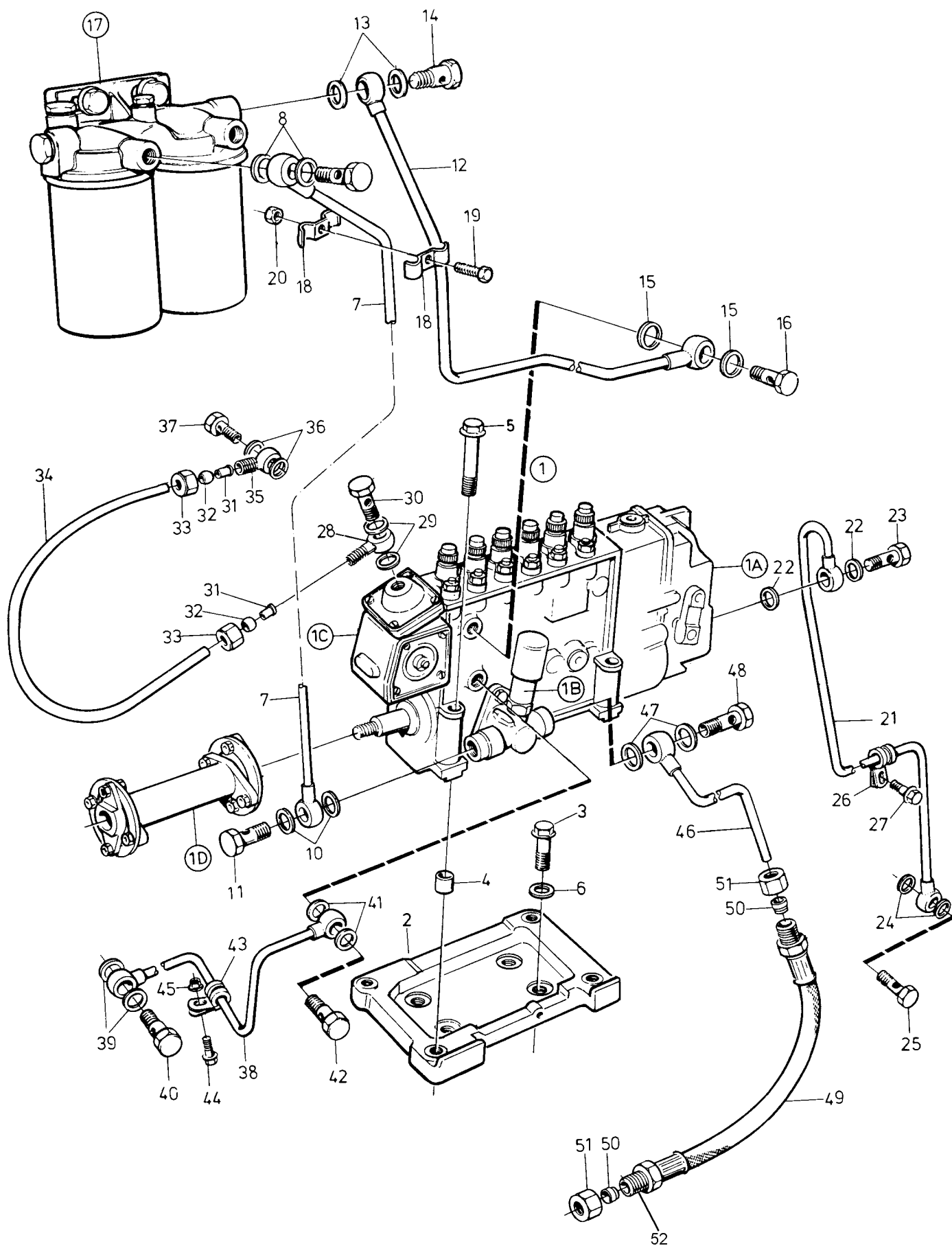
Reservdelar - Spare parts

30

355

7505

7505	Utgåva Issue		Bild nr Picture No		Motorpaket,avgassida TWD731ME A14679.0300		Engine assembly, Exhaust side, TWD731ME A14679.0300		
	Pos. Fig.	Antal/Quantity			Art nr Part No	Benämning	Description	Sats Kit	Anmärkning Notes
		A146 79. 0300							
0020		1				Motor	Engine		SEE GR 30, PAGE 353
0040	1	4			3245	Slangklamma	Hose clamp		
0060	2	2			4077	Vattenslang	Water hose		
0080	3	2			5943	Slangnippel	Hose nipple		
0100	4	1			94123	Slangnippel	Hose nipple		
0120	5	6			3119	Skruv	Screw		
0140	6	6			920098.009	Bricka	Washer		
0160	7	4			920042.080	Skruv	Screw		
0180	8	4			920076.007	Mutter	Nut		
0200	9	4			98154	Bricka	Washer		
0220	10	1			355690.0100	Motorfäste	Engine mounting		
0240	11	2			455689.0100	Distansplatta	Spacer plate		
0260	12	1			255701.0400	Fäste	Bracket		
0280	13	2			2722	Skruv	Screw		
0300	14	2			920098.010	Bricka	Washer		
0320	15	2			920734.0001	Dämpare	Pad		
0340	16	2			920734.0002	Dämpare	Pad		
0360	17	16			920042.008	Skruv	Screw		
0380	18	16			98150	Bricka	Washer		
0400	19	16			920068.007	Mutter	Nut		
0420	20	1			3782	Vinkelnippel	Nipple		
0440	21	1			94338	Insatshylsa	Insert sleeve		
0460	22	1			A22385.0500	Muff	Socket		
0480	23	1			5935	Tredoring	Tredoring		
0500	24	1			3463	Nippel	Nipple		
0520	25	1			5933	Tredoring	Tredoring		
0540	26	1			920822.0005	Givare,temperaturvakt	Sensor,temperature		
0560	27	1			923400.0001	Givare,kylvattentemp.	Sensor,cool.water temp.		
0580	28	2			923107.0400	Packning	Gasket		
0600	29	2			920125.004	Gummiklamma	Rubber clamp		
0620	30	2			5219	Konsol	Bracket		
0640	31	2			920099.061	Skruv	Screw		
0660	32	2			5957	Mutter	Nut		
0680	33	1			921096.0006	Kilremssats	V-belt kit		
0700	34	1			923705.0366	Kilremssats	V-belt kit		
0720									FLÄKTUTVÄXLING 1:1.14 FAN GEAR RATIO 1:1.14



Reservdelar - Spare parts

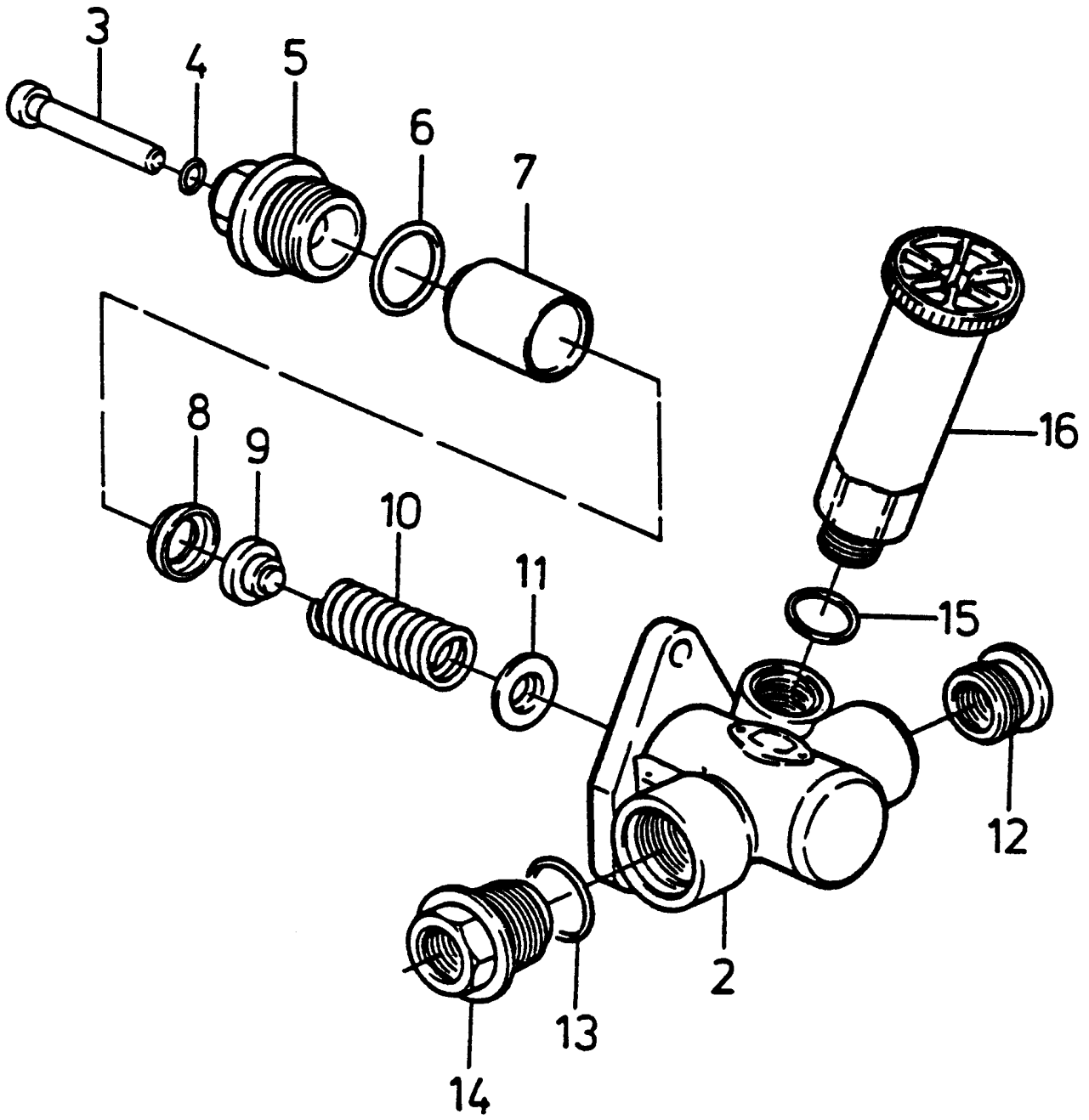
30

357

7510

7510	Utgåva Issue		Bild nr Picture No		Bränsleinsprutningssystem TWD731ME		Fuel injection system TWD731ME		
	980615		23002						
	Pos. Fig.	Antal/Quantity			Art nr Part No	Benämning	Description	Sats Kit	Anmärkning Notes
0020	1	1			923705.0567	Insprutningspump	Injection pump		
0040	1A	1			923636.0997	Regulator	Regulator		
0045	1B	1			923107.0639	Matarpump	Feed pump		SEE GR 30, PAGE 359
0050	1C	1				Rökbegränsare	Smoke eliminator		
0055	1D	1				Koppling	Fitting		SEE GR 30, PAGE 365
0060	2	1			923636.0897	Hylla	Shelf		
0080	3	4			923107.0577	Skruv	Screw		
0100	4	2			923107.0576	Hylsa	Sleeve		
0120	5	4			923107.0402	Skruv	Screw		
0160	6	4			923107.0382	Fjäderbricka	Spring washer		
0180	7	1			923107.0559	Bränslerör	Fuel pipe		
0200	8	8			921443.0003	Packning	Gasket		
0220	9	1			920714.0003	Hålskruv	Hollow screw		
0240	10	2			921443.0003	Packning	Gasket		
0260	11	1			920714.0003	Hålskruv	Hollow screw		
0280	12	1			923107.0560	Bränslerör	Fuel pipe		
0300	13	2			921443.0003	Packning	Gasket		
0340	14	1			920714.0003	Hålskruv	Hollow screw		
0360	15	2			921443.0003	Packning	Gasket		
0380	16	1			920714.0003	Hålskruv	Hollow screw		
0400	17	-				Bränslefilter	Fuel filter		SEE GR 30, PAGE 361
0420	18	2			825	Klammer	Clamp		
0440	19	1			923107.0457	Skruv	Screw		
0460	20	1			923107.0428	Mutter	Nut		
0480	21	1			923636.0898	Returöljerör	Oil return pipe		
0500	22	2			920715.0011	Packning	Gasket		
0520	23	1			920714.0004	Hålskruv	Hollow screw		
0540	24	2			921443.0003	Packning	Gasket		
0560	25	1			920714.0003	Hålskruv	Hollow screw		
0580	26	1			923705.0293	Klamma	Clamp		
0600	27	1			923107.0461	Skruv	Screw		
0620	28	1			923109.0692	Nippel	Nipple		
0640	29	2			920715.0013	Tätning	Seal		
0660	30	1			923468.0036	Hålskruv	Hollow screw		
0680	31	2			923109.0693	Hylsa	Sleeve		
0700	32	2			921554.0002	Kona	Cone		
0720	33	2			921553.0002	Mutter	Nut		
0740	34	ERF			923109.0695	Plaströr	Plastic pipe		L=800
0760	35								NOT USED
0780	36								NOT USED
0800	37								NOT USED
0820	38	1			923636.0899	Trycköljerör	Pressure oil pipe		
0840	39	2			921443.0003	Packning	Gasket		
0860	40	1			920714.0003	Hålskruv	Hollow screw		
0880	41	2			923107.0682	Packning	Gasket		
0900	42	1			920714.0004	Hålskruv	Hollow screw		
0920	43	1			923636.0900	Klamma	Clamp		
0940	44	1			923705.0281	Skruv	Screw		
0960	45	1			923107.0859	Mutter	Nut		
0980	46								NOT USED
1000	47	2			921443.0003	Packning	Gasket		
1020	48	1			920714.0003	Hålskruv	Hollow screw		
1040	49	1			A27186.0100	Bränsleslang	Fuel hose		
1060	50								NOT USED
1080	51								NOT USED
1100	52	1			94101	Adapter	Adapter		

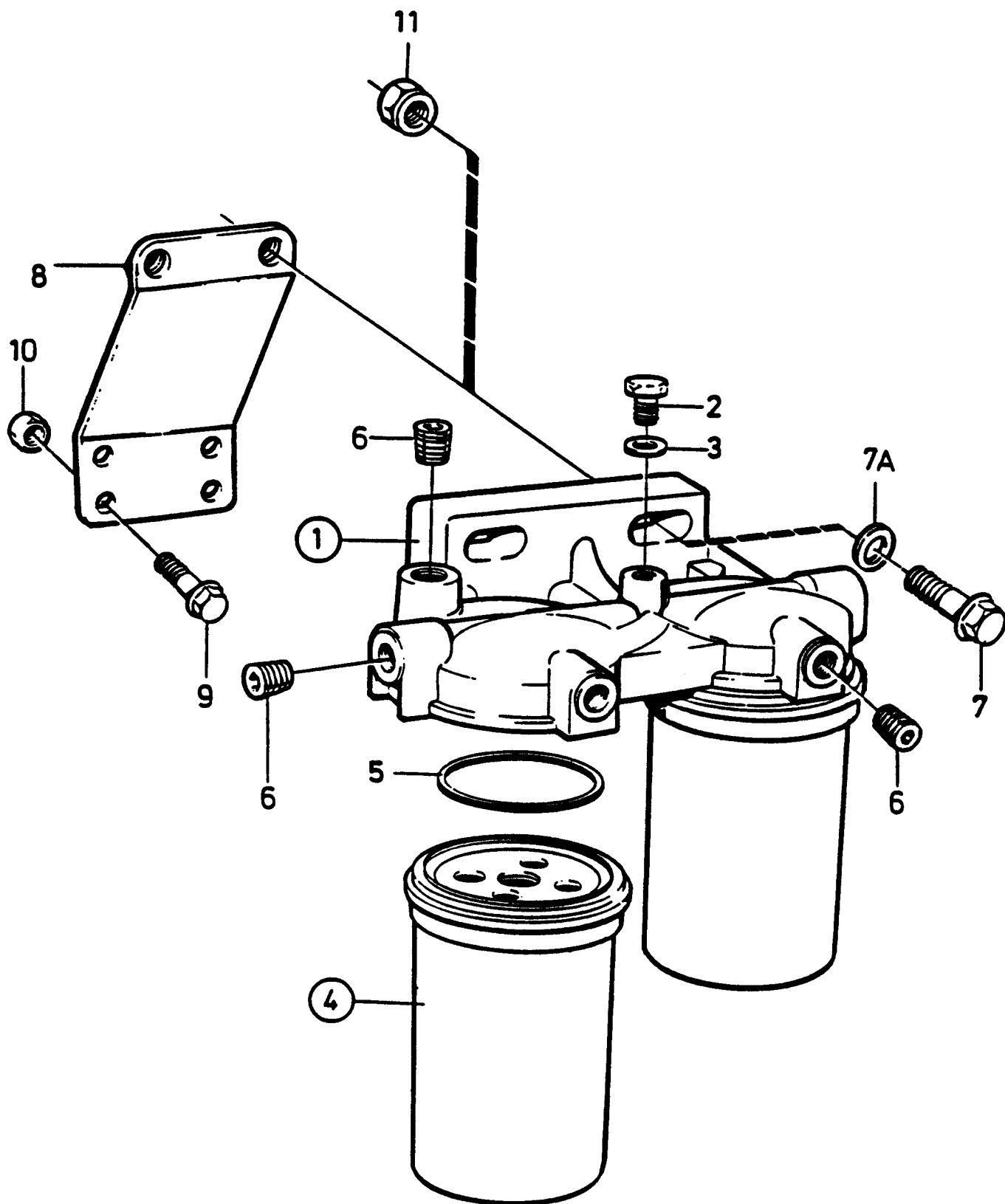
①



Reservdelar - Spare parts
30
359

7520

7520	Utgåva Issue		Bild nr Picture No		Matarpump TWD731ME		Fuel feed pump TWD731ME		
	980615		12982						
	Pos. Fig.	Antal/Quantity			Art nr Part No	Benämning	Description	Sats Kit	Anmärkning Notes
0020	1	1			923107.0639	Matarpump	Feed pump		N.S.S.
0060	2	1				•Hus	•Housing		
0080	3	1			923636.0998	•Tryckstång	•Push rod		
0100	4	1			923705.0330	•O-ring	•O-ring		
0120	5	1			923705.0500	•Hus	•Housing		
0140	6	1			923107.0640	•O-ring	•O-ring		
0160	7	1			923705.0332	•Kolv	•Piston		
0180	8	1			923705.0333	•Distansring	•Spacer ring		
0200	9	1			923705.0334	•Ventil	•Valve		
0220	10	1			923705.0335	•Tryckfjäder	•Pressure spring		
0240	11	2			923705.0336	•Bricka	•Washer		
0260	12	1			923705.0337	•Förskruvning	•Fitting		
0280	13	1			923107.0239	•O-ring	•O-ring		
0300	14	1			923110.0545	•Förskruvning	•Fitting		
0320	15	1			923107.0242	•Packning	•Gasket		
0360	16	1			920614.0001	•Handpump	•Hand pump		



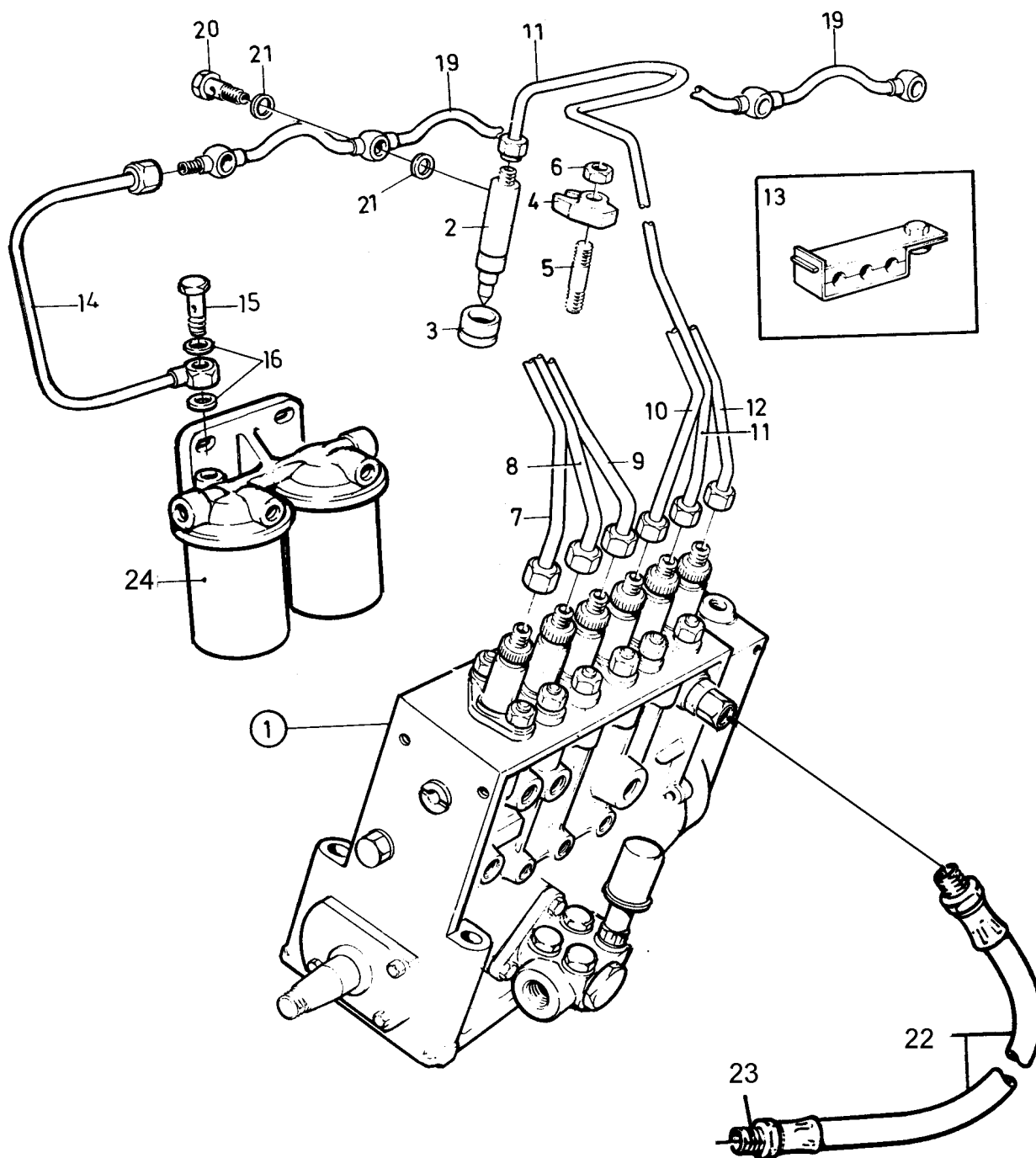
Reservdelar - Spare parts

30

361

7530

7530	Utgåva Issue		Bild nr Picture No		Bränslefilter TWD731ME		Fuel filter TWD731ME		
	980615		21098						
	Pos. Fig.	Antal/Quantity			Art nr Part No	Benämning	Description	Sats Kit	Anmärkning Notes
0020	1	1			923349.0778	Filterhus	Filter housing		NOT SOLD SEPARATELY
0040	2	1			923107.0483	•Skruv	•Screw		
0060	3	1			922371.0501	•Tätning	•Seal		
0080	4	2			3147	Bränslefilter	Fuel filter		
0100	5	2				•Packning	•Gasket		
0120	6	3			923349.0779	Propp	Plug		
0140	7	2			923107.0577	Skruv	Screw		
0160	7A	2			923107.0382	Fjädrande bricka	Resilient washer		
0180	8								
0200	9								
0220	10								NOT USED
0240	11	2			923349.0781	Mutter	Nut		NOT USED



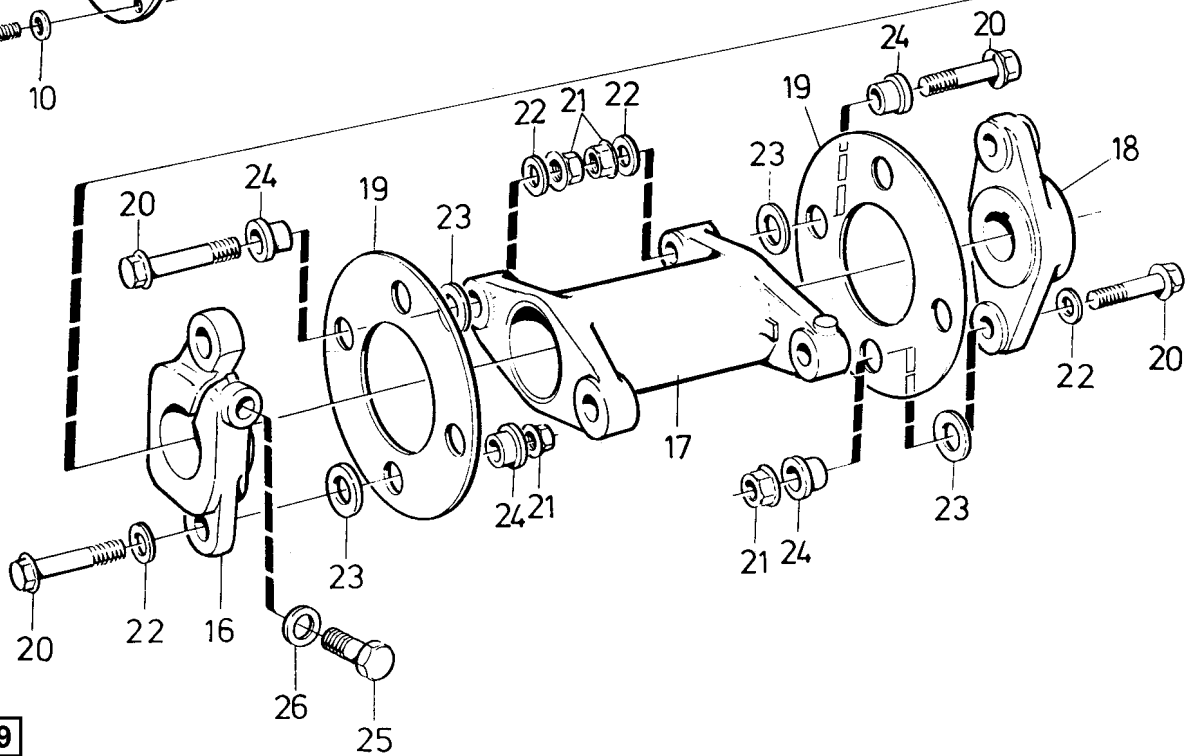
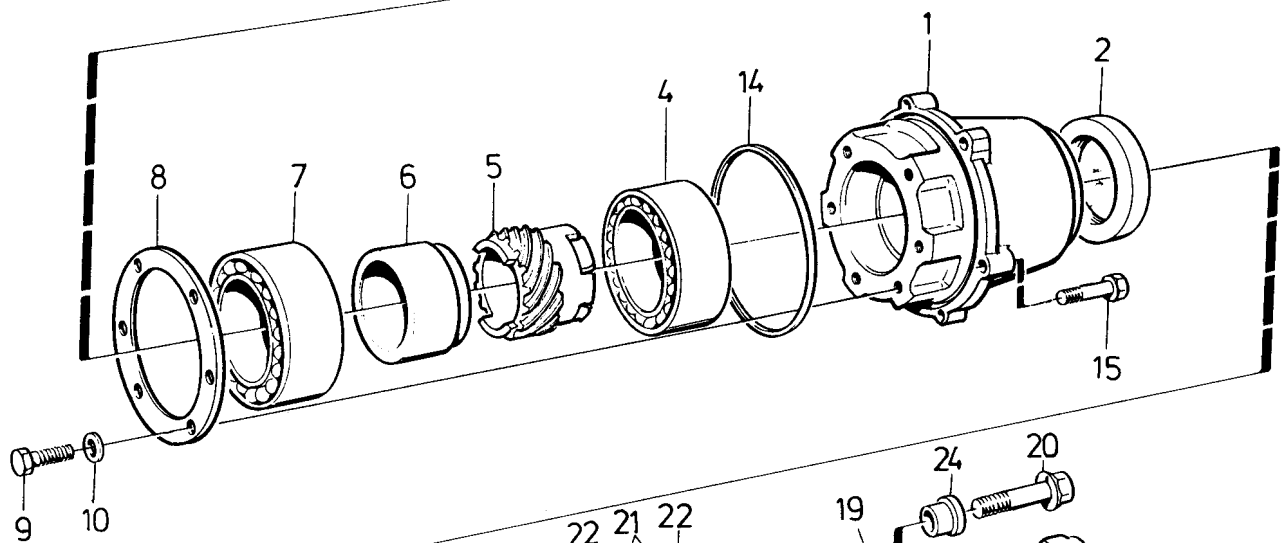
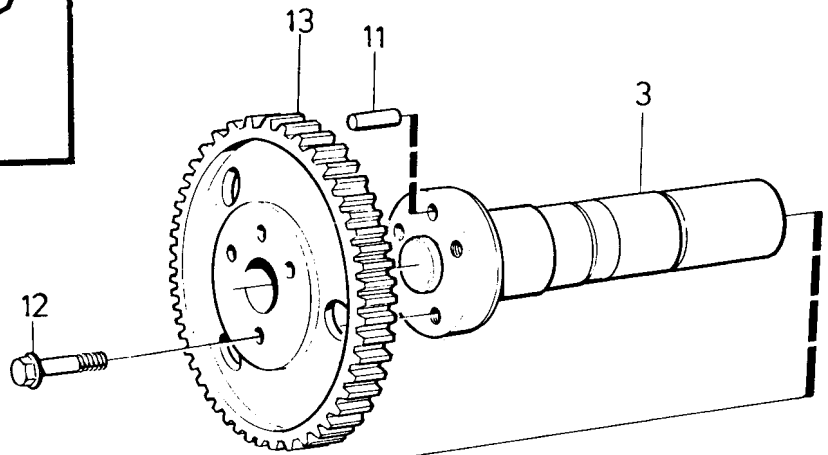
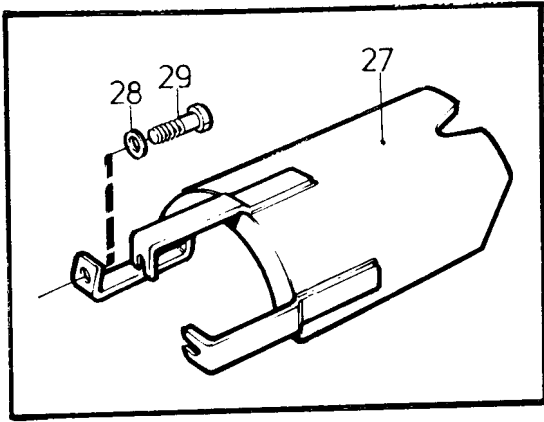
Reservdelar - Spare parts

30

363

7540

7540	Utgåva Issue		Bild nr Picture No		Insprutare och tryckrör		Fuel injector and delivery pipes		
	980615		23000		TWD731ME		TWD731ME		
	Pos. Fig.	Antal/Quantity			Art nr Part No	Benämning	Description	Sats Kit	Anmärkning Notes
0020	1	1			923705.0567	Insprutningspump	Injection pump		SEE GR 30, PAGE 367
0040	2	6			923636.0905	Insprutare	Injector		
0060	3	6			921580.0001	V-ring	V-ring		
0080	4	6			923107.0471	Ok	Yoke		
0100	5	6			923107.0472	Pinnskruv	Stud		
0120	6	6			923349.0347	Mutter	Nut		
0140	7	1			923636.0906	Tryckrör	Delivery pipe		
0160	8	1			923636.0907	Tryckrör	Delivery pipe		
0180	9	1			923636.0908	Tryckrör	Delivery pipe		
0200	10	1			923636.0909	Tryckrör	Delivery pipe		
0220	11	1			923636.0910	Tryckrör	Delivery pipe		CYL1
0240	12	1			923636.0911	Tryckrör	Delivery pipe		CYL2
0260	13	4			923636.0912	Klammer	Clamp		CYL3
0280		2			923636.0913	Klammer	Clamp		CYL4
0300	14	1			923636.0914	Läckoljerör	Leak oil pipe		CYL5
0320	15	1			920714.0003	Hålskruv	Hollow screw		CYL6
0340	16	2			921443.0003	Packning	Gasket		2RÖR/2PIPE
0360	17	1			920714.0003	Hålskruv	Hollow screw		3RÖR/3PIPE
0380	18	2			921443.0003	Packning	Gasket		
0400	19	1			923107.0566	Läckoljerör	Leak oil pipe		
0420	20	6			923259.0566	Hålskruv	Hollow screw		
0440	21	12			922371.0501	Tätning	Seal		
0460	22	1			A27186.0100	Bränsleslang	Fuel hose		
0480	23	1			94101	Adapter	Adapter		
0560	24	1				Bränslefilter	Fuel filter		SEE GR 30, PAGE 361



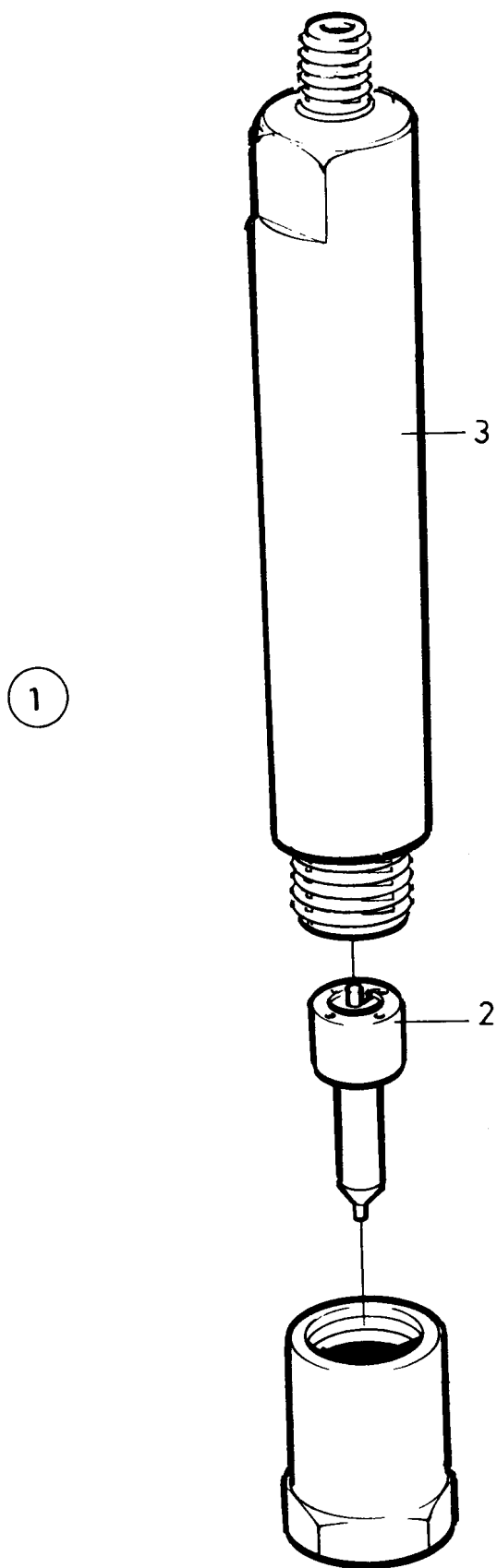
Reservdelar - Spare parts

30

365

7550

7550	Utgåva Issue		Bild nr Picture No		Koppling för insprut- ningspump TWD731ME		Fuel injection pump coupling TWD731ME		
	980615		22339						
	Pos. Fig.	Antal/Quantity			Art nr Part No	Benämning	Description	Sats Kit	Anmärkning Notes
0020	1	1			923705.0538	Lagerhus	Bearing housing		
0040	2	1			923259.0364	Tätning	Seal		
0060	3	1			923705.0541	Drivaxel	Drive axle		
0080	4	1			97029	Kullager	Ball bearing		
0100	5	1			923705.0529	Kugghjul	Gear		
0120	6	1			923705.0530	Stoppring	Stop ring		
0140	7	1			923259.0363	Lager	Bearing		
0160	8	1			923705.0531	Bricka	Washer		
0180	9	6			923705.0540	Skruv	Screw		
0200	10	6			3019	Bricka	Washer		
0220	11	1			923636.0901	Pinne	Pin		
0240	12	3			923705.0391	Skruv	Screw		
0260	13	1			923349.0382	Drev	Gear		
0280	14	1			922371.0230	Tätning	Seal		
0300	15	5			923636.0902	Skruv	Screw		
0320	16	1			923259.0660	Medbringare	Carrier		
0340	17	1			923636.0903	Distans	Spacer		
0360	18	1			923259.0661	Hylsa	Sleeve		
0380	19	6			923259.0367	Kopplingsdel	Fitting pillar		
0400	20	8			923259.0678	Skruv	Screw		
0420	21	8			923107.0348	Mutter	Nut		
0440	22	8			923705.0542	Bricka	Washer		
0460	23	8			923705.0535	Bricka	Washer		
0480	24	8			923705.0536	Hylsa	Sleeve		
0500	25	1			923705.0537	Skruv	Screw		
0520	26	1			923349.0364	Bricka	Washer		
0540	27	1			923636.0904	Skydd	Cover		
0560	28	3			923705.0542	Bricka	Washer		
0580	29	3			923259.0678	Skruv	Screw		

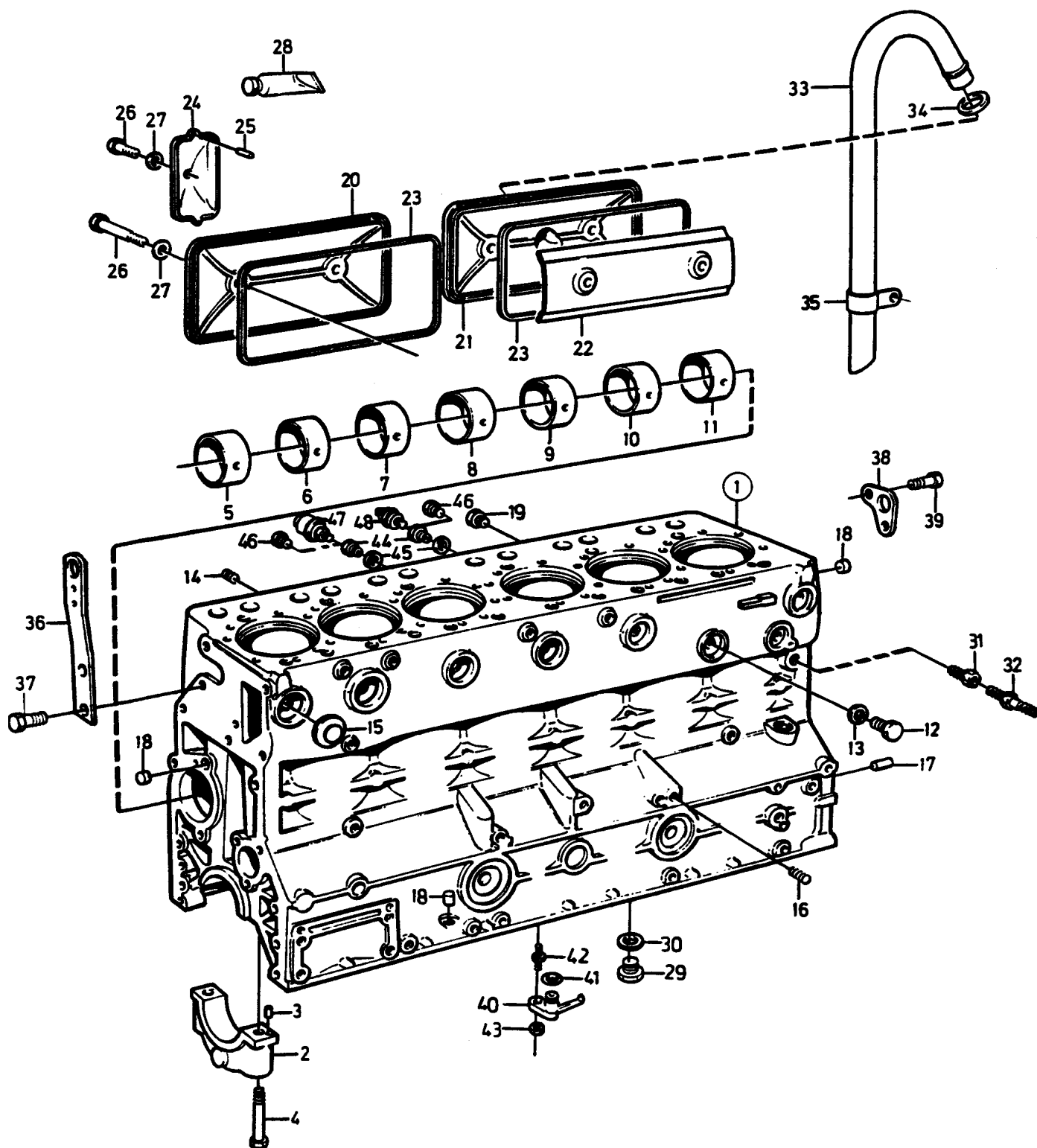




Reservdelar - Spare parts

7560

Utgåva Issue		Bild nr Picture No		Insprutare TWD731ME		Fuel injector TWD731ME		
980615		22341						
Pos. Fig.	Antal/Quantity			Art nr Part No	Benämning	Description	Sats Kit	Anmärkning Notes
1	1			923636.0905	Insprutare	Injector		
2	1			923636.0915	•Spridare	•Nozzle		
3	1			923636.0916	•Spridarhållare	•Nozzle holder		



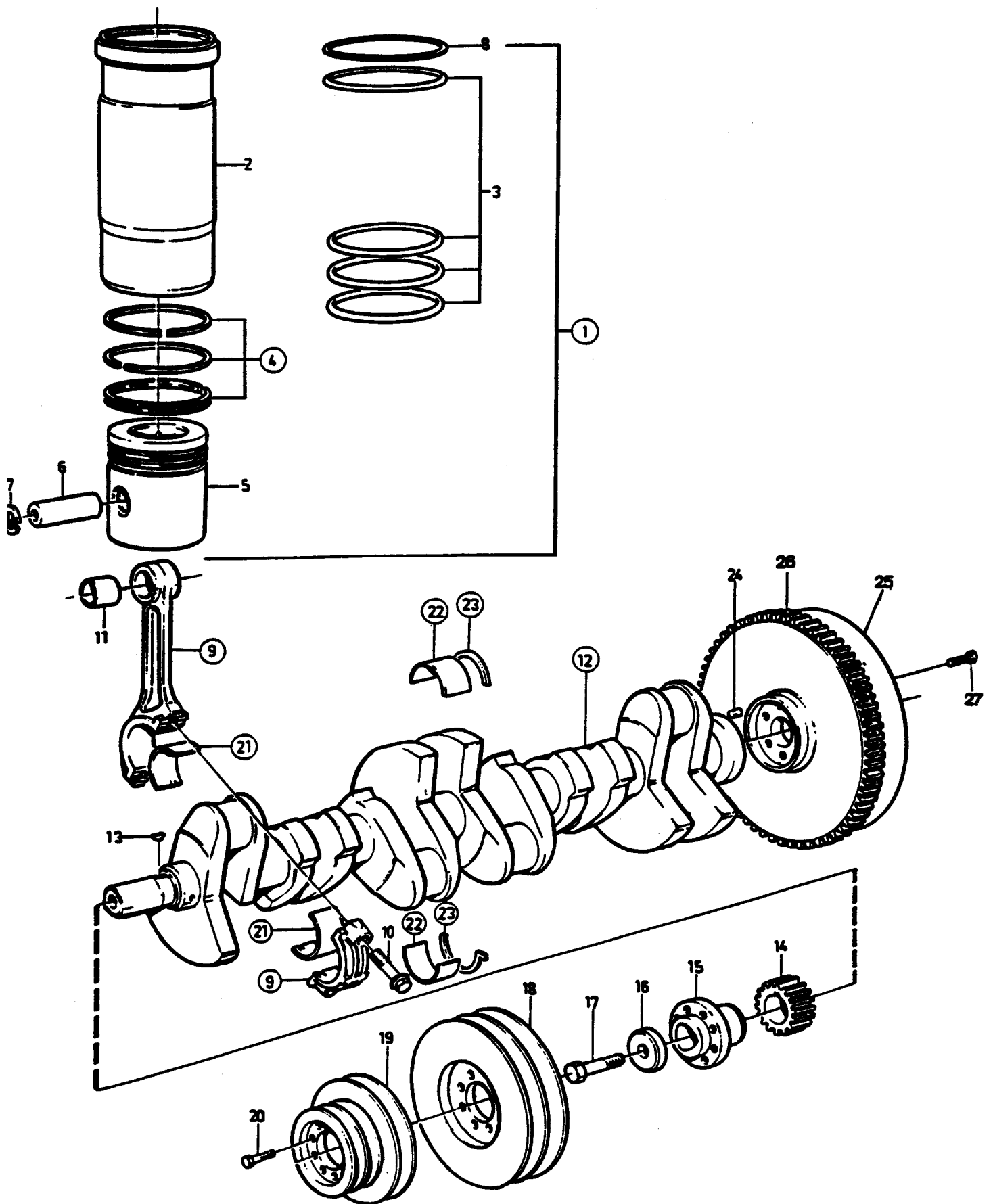
Reservdelar - Spare parts

30

369

7570

7570	Utgåva Issue	Bild nr Picture No	Cylinderblock TWD731ME	Cylinder block TWD731ME																																																																																																																																																																																																																																																																																																																																																																																																																																																																																																																																																																																																																																								
------	-----------------	-----------------------	---------------------------	----------------------------	--	--	--	--	--	--	--	--	--	--	--	--	--	--	--	--	--	--	--	--	--	--	--	--	--	--	--	--	--	--	--	--	--	--	--	--	--	--	--	--	--	--	--	--	--	--	--	--	--	--	--	--	--	--	--	--	--	--	--	--	--	--	--	--	--	--	--	--	--	--	--	--	--	--	--	--	--	--	--	--	--	--	--	--	--	--	--	--	--	--	--	--	--	--	--	--	--	--	--	--	--	--	--	--	--	--	--	--	--	--	--	--	--	--	--	--	--	--	--	--	--	--	--	--	--	--	--	--	--	--	--	--	--	--	--	--	--	--	--	--	--	--	--	--	--	--	--	--	--	--	--	--	--	--	--	--	--	--	--	--	--	--	--	--	--	--	--	--	--	--	--	--	--	--	--	--	--	--	--	--	--	--	--	--	--	--	--	--	--	--	--	--	--	--	--	--	--	--	--	--	--	--	--	--	--	--	--	--	--	--	--	--	--	--	--	--	--	--	--	--	--	--	--	--	--	--	--	--	--	--	--	--	--	--	--	--	--	--	--	--	--	--	--	--	--	--	--	--	--	--	--	--	--	--	--	--	--	--	--	--	--	--	--	--	--	--	--	--	--	--	--	--	--	--	--	--	--	--	--	--	--	--	--	--	--	--	--	--	--	--	--	--	--	--	--	--	--	--	--	--	--	--	--	--	--	--	--	--	--	--	--	--	--	--	--	--	--	--	--	--	--	--	--	--	--	--	--	--	--	--	--	--	--	--	--	--	--	--	--	--	--	--	--	--	--	--	--	--	--	--	--	--	--	--	--	--	--	--	--	--	--	--	--	--	--	--	--	--	--	--	--	--	--	--	--	--	--	--	--	--	--	--	--	--	--	--	--	--	--	--	--	--	--	--	--	--	--	--	--	--	--	--	--	--	--	--	--	--	--	--	--	--	--	--	--	--	--	--	--	--	--	--	--	--	--	--	--	--	--	--	--	--	--	--	--	--	--	--	--	--	--	--	--	--	--	--	--	--	--	--	--	--	--	--	--	--	--	--	--	--	--	--	--	--	--	--	--	--	--	--	--	--	--	--	--	--	--	--	--	--	--	--	--	--	--	--	--	--	--	--	--	--	--	--	--	--	--	--	--	--	--	--	--	--	--	--	--	--	--	--	--	--	--	--	--	--	--	--	--	--	--	--	--	--	--	--	--	--	--	--	--	--	--	--	--	--	--	--	--	--	--	--	--	--	--	--	--	--	--	--	--	--	--	--	--	--	--	--	--	--	--	--	--	--	--	--	--	--	--	--	--	--	--	--	--	--	--	--	--	--	--	--	--	--	--	--	--	--	--	--	--	--	--	--	--	--	--	--	--	--	--	--	--	--	--	--	--	--	--	--	--	--	--	--	--	--



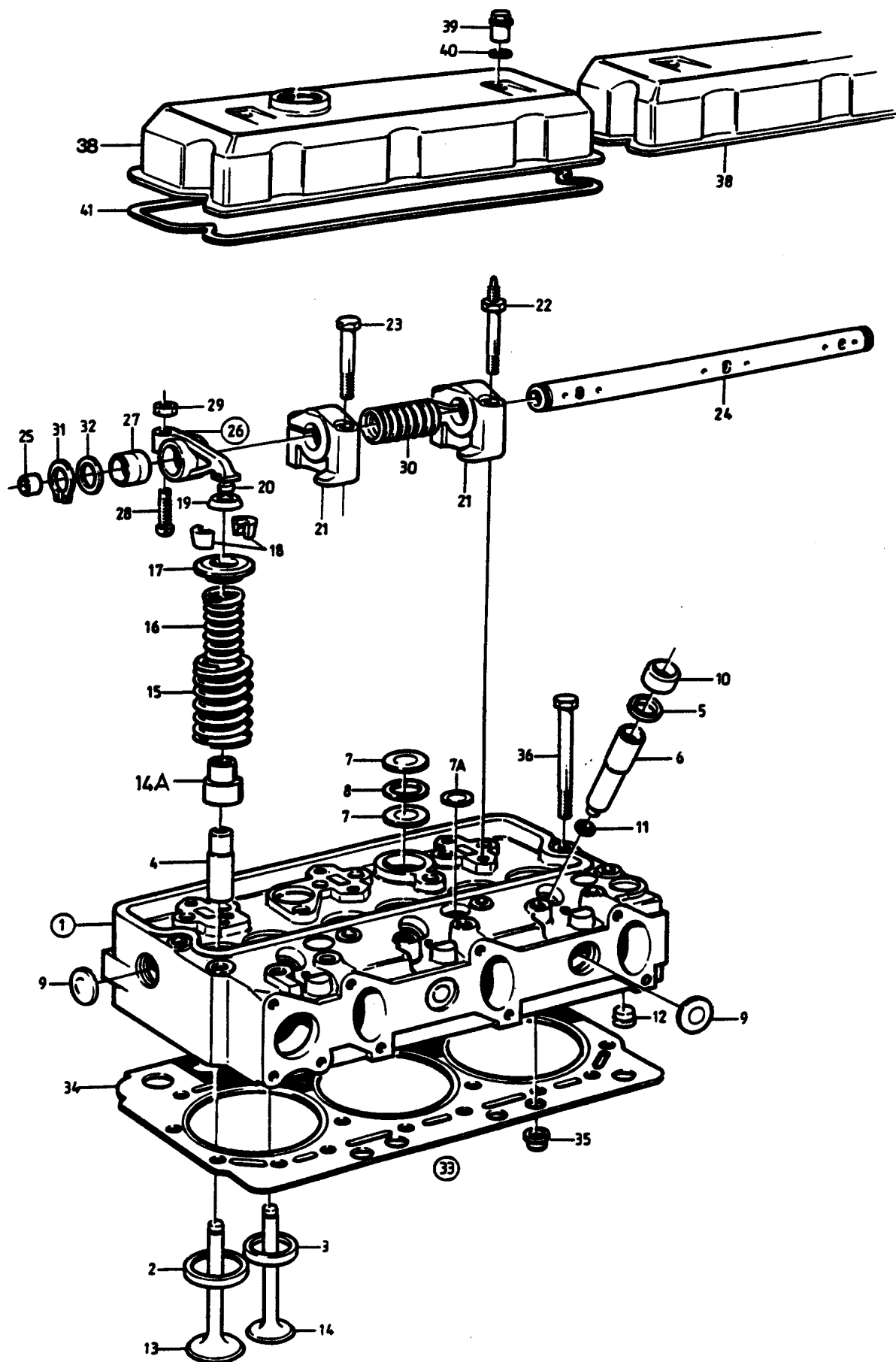
Reservdelar - Spare parts

30

371

7580

7580	Utgåva Issue		Bild nr Picture No		Vevrörelse TWD731ME		Crankshaft and related parts TWD731ME		
	980615		16300						
	Pos. Fig.	Antal/Quantity			Art nr Part No	Benämning	Description	Sats Kit	Anmärkning Notes
0020	1	6			923349.0741	Cylinderfodersats	Cylinder liner kit		
0040	2	6				•Cylinderfoder	•Cylinder liner		N.S.S.
0060	3	6			923107.0586	•Tätningssats	•Seal kit		
0080	4	6			923349.0742	•Kolvringsats	•Piston ring kit		
0100	5	6				•Kol	•Piston		N.S.S.
0120	6	6			923705.0279	•Tapp	•Pin		
0140	7	12			923107.0588	•Låsring	•Lock ring		
0160	8	ERF			923259.0733	Bricka	Washer		TJ=0,12MM
0180		ERF			923259.0298	Bricka	Washer		TJ=0,20MM
0200		ERF			923259.0299	Bricka	Washer		TJ=0,30MM
0220		ERF			923259.0300	Bricka	Washer		TJ=0,50MM
0240	9	6			923107.0589	Vevstake	Connecting rod		
0260	10	12			923107.0271	•Skruv	•Screw		
0280	11	6			923107.0590	•Bussning	•Bushing		
0300	12	1			923636.0890	Vevaxel	Crankshaft		
0320	13	1			923107.0274	•Kil	•Key		
0340	14	1			923107.0275	Kuggghjul	Gear		
0360	15	1			923107.0276	Nav	Hub		
0380	16	1			923107.0277	Bricka	Washer		
0400	17	1			923107.0278	Skruv	Screw		
0420	18	1			923705.0280	Svängningsdämpare	Vibration damper		
0440	19	1			923107.0280	Remskiva	Pulley		3 SPÅR/3 GROOVE
0460	20	8			921595.0015	Skruv	Screw		L=60MM
0480	21	6			922735.0001	Vevlagersats	Crank shaft bearing kit		STD D
0500		6			923107.0592	Vevlagersats	Crank shaft bearing kit		0,254MM UD
0520		6			923107.0593	Vevlagersats	Crank shaft bearing kit		0,508MM UD
0540		6			923107.0594	Vevlagersats	Crank shaft bearing kit		0,762MM UD
0560		6			923107.0595	Vevlagersats	Crank shaft bearing kit		1,016MM UD
0580		6			923107.0596	Vevlagersats	Crank shaft bearing kit		1,270MM UD
0600	22	7			922736.0001	Ramlagersats	Base bearing kit		STD D
0620		7			923107.0597	Ramlagersats	Base bearing kit		0,254MM UD
0640		7			923107.0598	Ramlagersats	Base bearing kit		0,508MM UD
0660		7			923107.0599	Ramlagersats	Base bearing kit		0,762MM UD
0680		7			923107.0600	Ramlagersats	Base bearing kit		1,016MM UD
0700		7			923107.0601	Ramlagersats	Base bearing kit		1,270MM UD
0720	23	1			922737.0001	Tryckbricksats	Thrust washer kit		STD D
0740		1			923107.0602	Tryckbricksats	Thrust washer kit		0,1MM ÖD
0760		1			923107.0603	Tryckbricksats	Thrust washer kit		0,2MM ÖD
0780		1			923107.0604	Tryckbricksats	Thrust washer kit		0,3MM ÖD
0800	24	1			923107.0297	Pinne	Pin		
0820	25	1			923636.0891	Svängghjul	Flywheel		
0840	26	1			923087.0001	•Kuggkrans	•Gear rim		
0860	27	6			923107.0298	Skruv	Screw		L=39MM



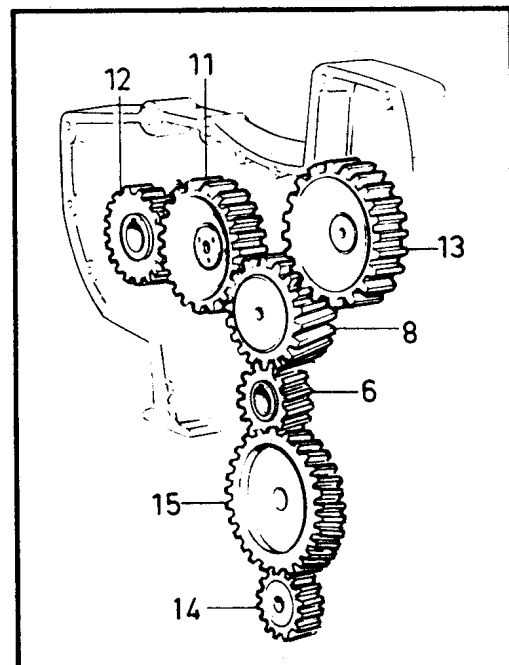
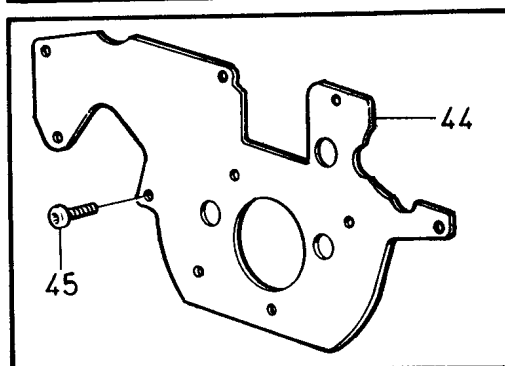
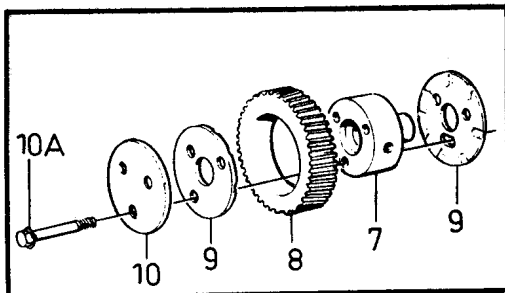
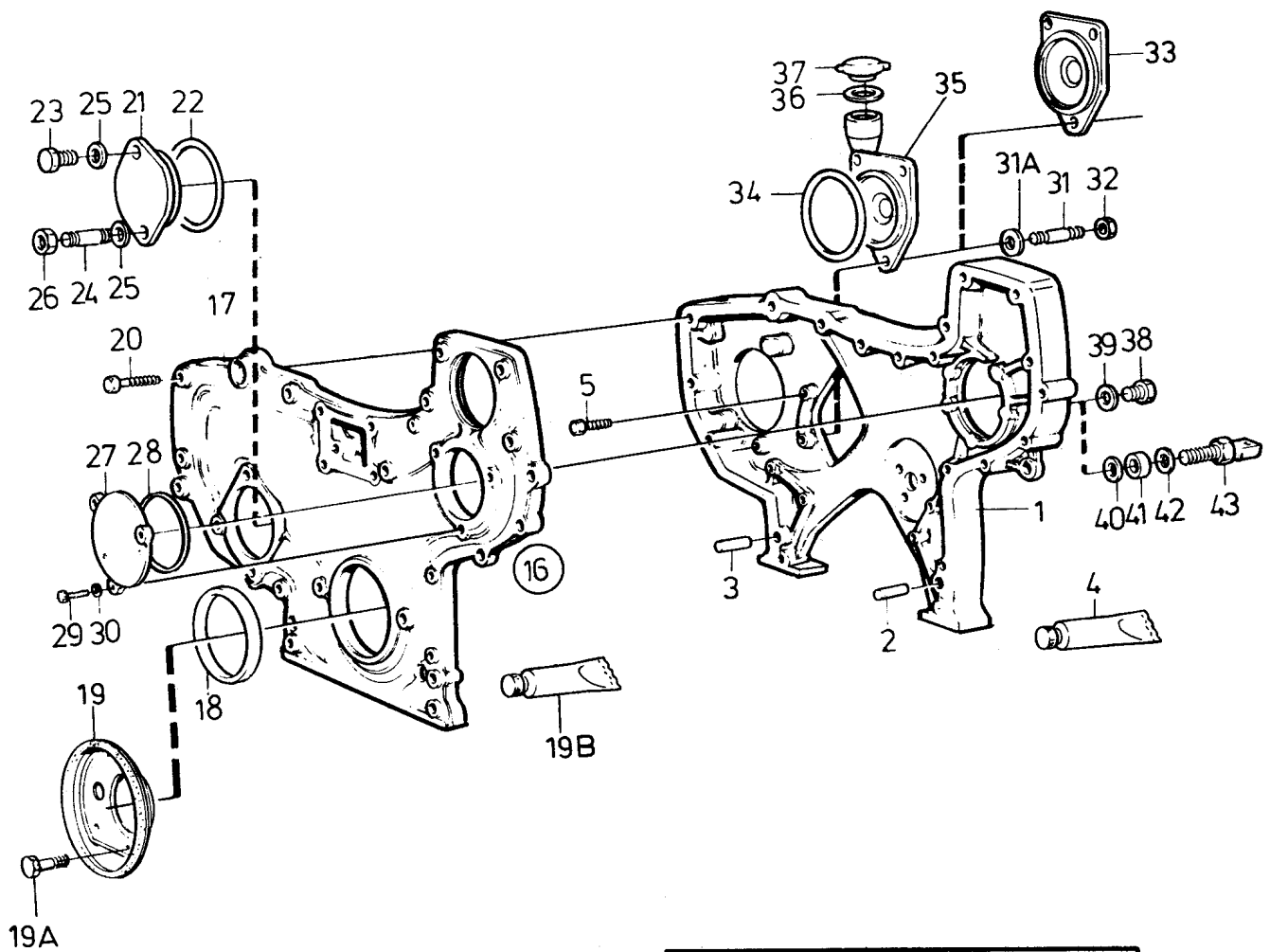
Reservdelar - Spare parts

30

373

7590

7590	Utgåva Issue		Bild nr Picture No		Cylinderlock TWD731ME		Cylinder head TWD731ME		
	980615		20293						
	Pos. Fig.	Antal/Quantity			Art nr Part No	Benämning	Description	Sats Kit	Anmärkning Notes
0020	1	2			923349.0725	Cylindertopp	Cylinder top		INSUG/INLET AVGAS/EXHAUST
0040	2	6			923705.0271	•Ventilsäte	•Valve seat		
0060	3	6			922660.0004	•Ventilsäte	•Valve seat		
0080	4	12			922371.0254	•Styrning	•Guide		
0100	5	6			921368.0004	•Packning	•Gasket		
0120	6	6			920030.004	•Hylsa	•Sleeve		
0140	7	8			920307.004	•Plugg	•Plug		
0160	7A	6			920307.004	•Plugg	•Plug		
0180	8	4			923107.0244	•Packning	•Gasket		
0200	9	8			923107.0245	•Plugg	•Plug		
0220	10	6			921581.0001	•Tätning	•Seal		
0240	11	6			920031.002	•O-ring	•O-ring		
0260	12	10			923349.0726	•Munstycke	•Jet		
0280	13	6			923349.0727	Insugningsventil	Induction valve		
0300	14	6			923349.0728	Avgasventil	Exhaust valve		
0320	14A	12			923349.0729	Tätning	Seal		YTTRE/OUTER INRE/INNER
0340	15	12			921477.0014	Fjäder	Spring		
0360	16	12			921477.0013	Fjäder	Spring		
0380	17	12			923349.0730	Bricka	Washer		
0400	18	24			923349.0731	Lås	Lock		
0420	19	12			923107.0608	Lock	Cover		
0440	20	12			923349.0732	Ventilhatt	Valve cap		
0460	21	6			923107.0609	Lagerbock	Bearing bracket		
0480	22	4			923107.0248	Pinnskruv	Stud		
0500	23	8			923107.0249	Skruv	Screw		
0520	24	2			923107.0610	Axel	Shaft		
0540	25	2			923107.0711	•Plugg	•Plug		
0560	26	12			923107.0611	Vipparm	Rocker arm		
0580	27	12			923107.0612	•Bussning	•Bushing		
0600	28	12			923107.0254	•Bult	•Bolt		
0620	29	12			923107.0255	•Mutter	•Nut		
0640	30	4			923107.0613	Fjäder	Spring		
0660	31	4			923107.0614	Låsring	Lock ring		
0680	32	4			923107.0615	Bricka	Washer		
0700	33	2			923110.0173	Packningssats	Gasket kit		
0720	34	2			•Packning	•Gasket		S	N.S.S. D=26MM D=19MM D=14MM
0740	35	12			923107.0260	•Tätningsring	•Seal ring	S	
0760		16			921581.0003	•Tätningsring	•Seal ring	S	
0780		2			921581.0002	•Tätningsring	•Seal ring	S	
0800	36	40			923107.0616	Skruv	Screw		
0820	37								NOT USED
0840	38	2			923107.0618	Kåpa	Cover		
0860	39	4			923107.0263	Mutter	Nut		
0880	40	4			923107.0264	Tätningsring	Seal ring		
0900	41	2			923107.0617	Packning	Gasket		
0920		1			923349.0783	Packningssats	Gasket kit		SOTNING/DECARBONIZING HELREN/RECONDITIONING
0940		1			923349.0784	Packningssats	Gasket kit		

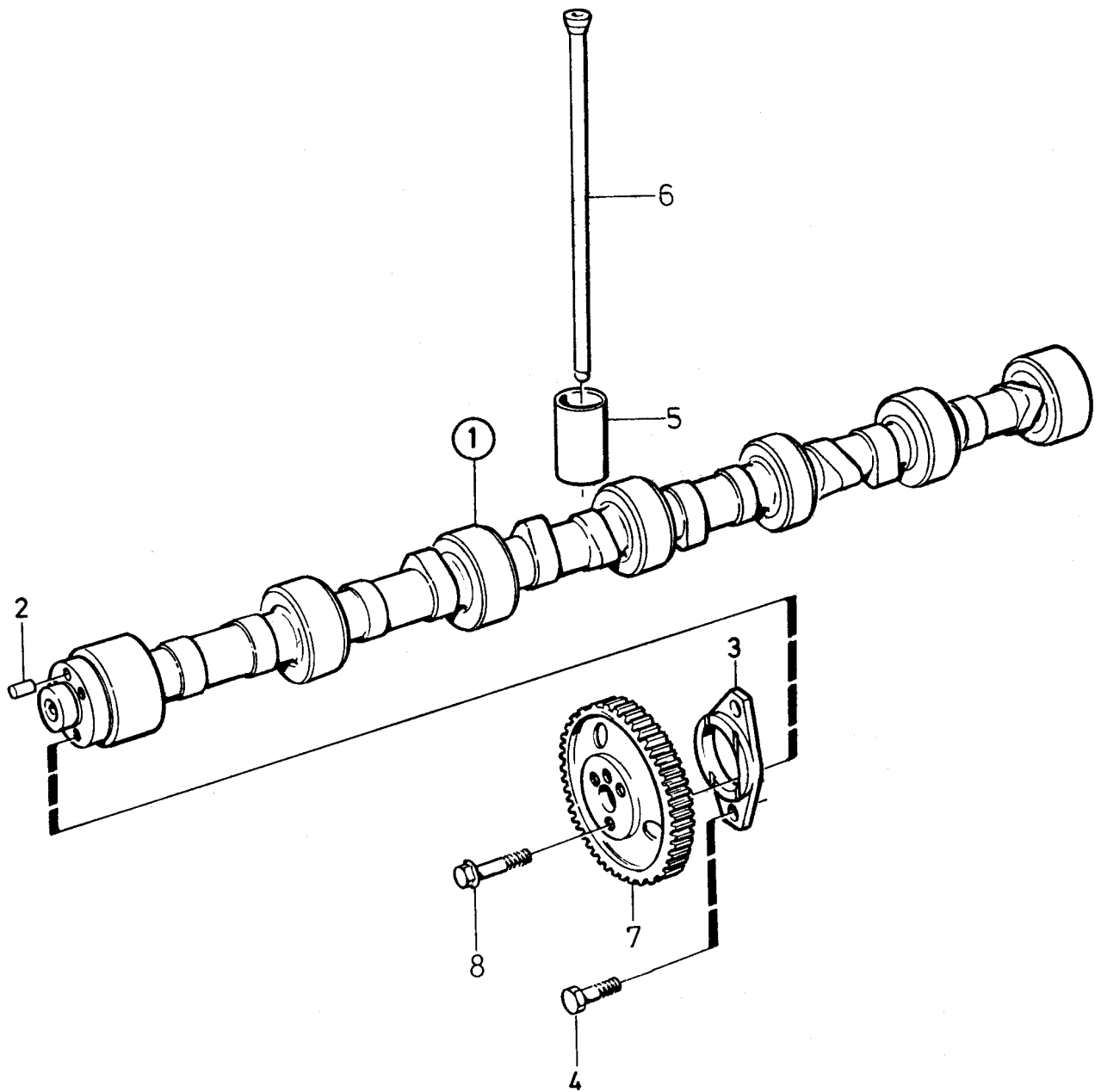


Reservdelar - Spare parts

30

375

7600	Utgåva Issue		Bild nr Picture No		Transmissionskåpa, drev TWD731ME		Timing gear casing, gears TWD731ME	
	980615		22328					
Pos. Fig.	Antal/Quantity			Art nr Part No	Benämning	Description	Sats Kit	Anmärkning Notes
0020	1	1		923107.0619	Transmissionshus	Transmission case		
0040	2	1		923107.0306	Pinne	Pin		
0060	3	1		923107.0307	Pinne	Pin		
0080	4	1		923107.0308	Tätningssmedel	Sealing compound		
0100	5	2		923107.0309	Skruv	Screw		L=28MM
0120		2		923107.0310	Skruv	Screw		L=58MM
0140	6	1		923107.0275	Kugghjul	Gear		VEVAXEL/CRANKSHAFT
0160	7	1		923349.0942	Spindel	Spindle		
0180	8	1		923636.0887	Kugghjul	Gear		
0200	9	2		923107.0313	Tryckbricka	Thrust washer		
0220	10	1		923349.0944	Tryckbricka	Thrust washer		
0225	10A	3		923636.0888	Skruv	Screw		
0230	10B	3		923107.0739	Bricka	Washer		
0240	11	1		923349.0382	Drev	Gear		KAMAXEL/CAMSHAFT
0260	12	1		920270.006	Kugghjul	Gear		LUFTKOMPR./AIR COMPR.
0280								NITRO
0300	13	1		923705.0069	Kugghjul	Gear		INSRUTNINGSPUMP/
0320								FUEL INJECTION PUMP
0340	14	1		923107.0620	Kugghjul	Gear		OLJEPUMP/OIL PUMP
0360	15	1		923107.0315	Kugghjul	Gear		OLJEPUMP/OIL PUMP
0380	16	1		923636.0889	Lock	Cover		
0400	17	1			•Lock	•Cover		
0420	18	1		922371.0343	•Tätningssring	•Seal ring		
0440	19	1		923705.0276	Isolering	Insulation		
0460	19A	4		923349.0950	Skruv	Screw		
0480	19B	ERF		923107.0308	Tätningssmedel	Sealing compound		
0500	20	1		923107.0328	Skruv	Screw		L=90MM
0520		6		923107.0317	Skruv	Screw		L=80MM
0540		2		923107.0318	Skruv	Screw		L=45MM
0560		1		923107.0621	Skruv	Screw		L=55MM
0580		7		923107.0320	Skruv	Screw		L=40MM
0600	21	1		923259.0830	Lock	Cover		
0620	22	1		923349.0751	Tätning	Seal		
0640	23	1		923349.0752	Skruv	Screw		L=35MM
0660		1		923636.0009	Skruv	Screw		L=60MM
0680	24	1		923705.0277	Pinnskruv	Stud		
0700	25	2		923107.0323	Bricka	Washer		
0720	26	1		923349.0347	Mutter	Nut		
0740	27	1		923349.0426	Lock	Cover		
0760	28	1		923107.0326	O-ring	O-ring		
0780	29	3		923107.0327	Skruv	Screw		
0800	30	3		920771.0001	Fjäderbricka	Spring washer		
0820	31	3		923107.0324	Pinnskruv	Stud		
0825	31A	3		920336.002	Fjädrande bricka	Resilient washer		
0840	32	3		923107.0325	Mutter	Nut		
0860	33	1		922747.0001	Lock	Cover		
0880	34	1		4660	Packning	Gasket		
0900	35							NOT USED
0920	36							NOT USED
0940	37							NOT USED
0960	38	1		921022.0005	Propp	Plug		ALT.
0980	39	1		923107.0400	Packning	Gasket		
1000	40	1		920777.0004	O-ring	O-ring		
1020	41	1		923705.0376	Distanshylsa	Spacer sleeve		
1040	42	1		923107.0400	Packning	Gasket		
1060	43	1		923705.0377	Givare,varvtal	Transmitter,motor speed		ALT.
1080	44	1		923705.0276	Isolering	Insulation		
1100	45	6		923349.0950	Skruv	Screw		



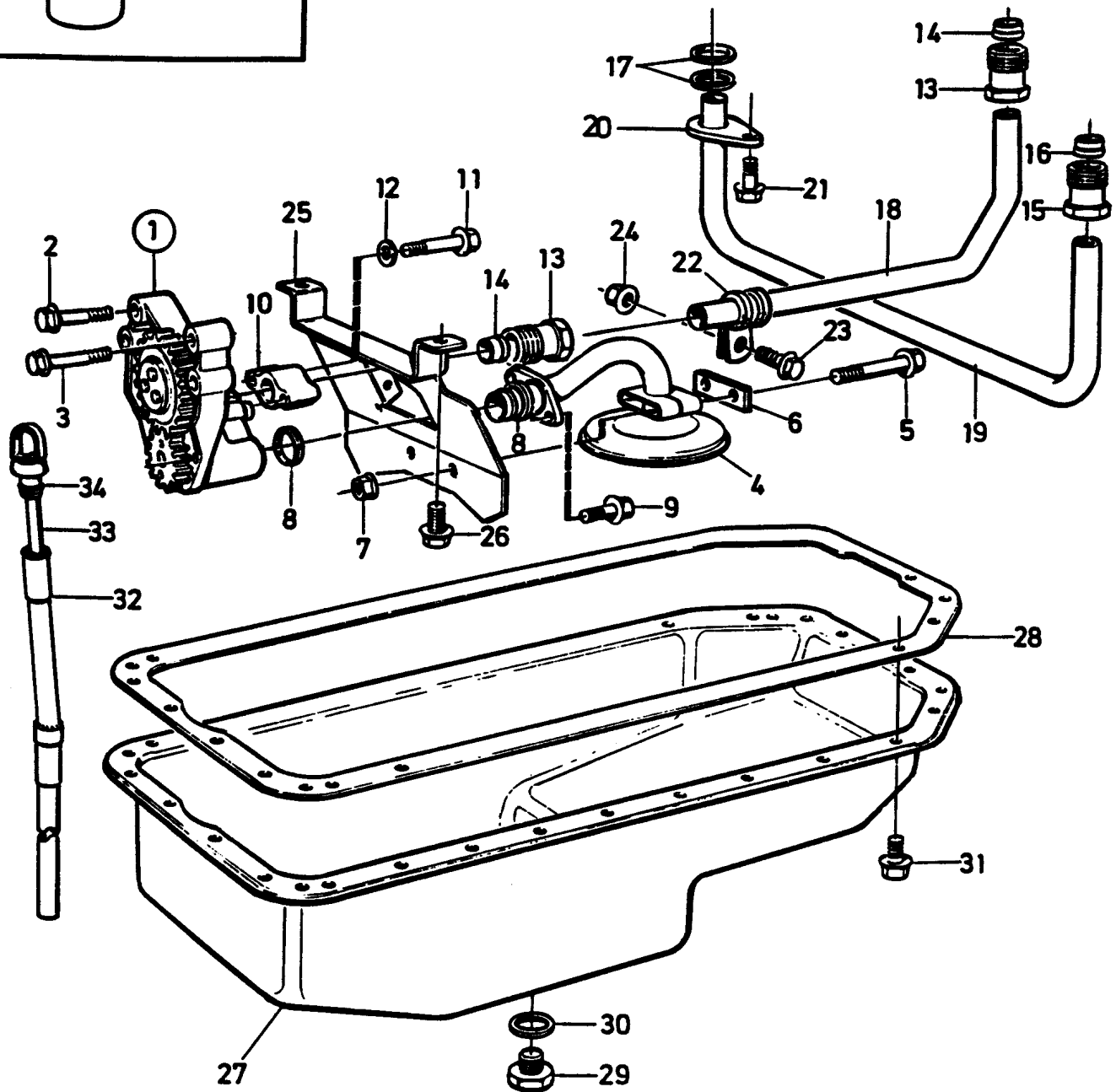
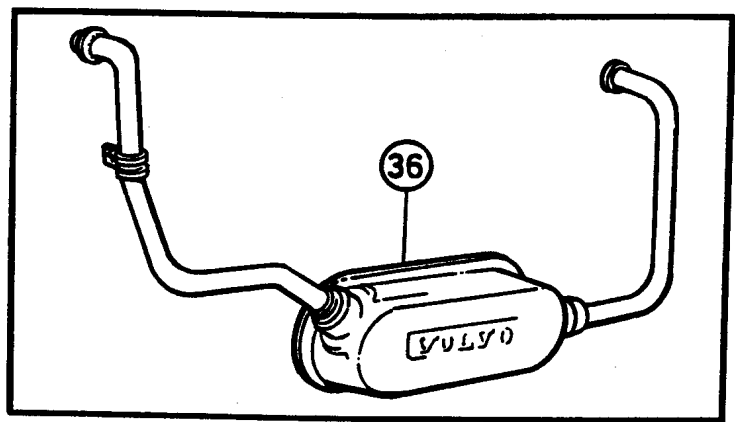
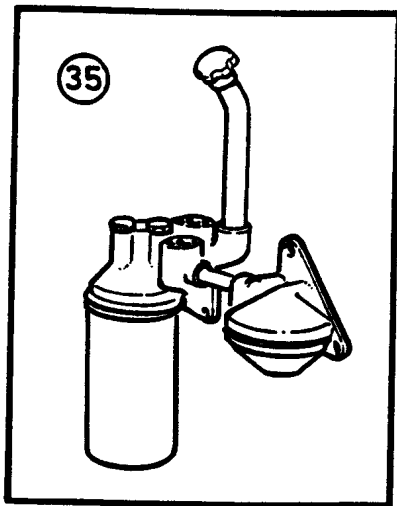
Reservdelar - Spare parts

30

377

7610

7610	Utgåva Issue		Bild nr Picture No		Kamaxel TWD731ME		Camshaft TWD731ME		
	980615		22330						
	Pos. Fig.	Antal/Quantity			Art nr Part No	Benämning	Description	Sats Kit	Anmärkning Notes
0020	1	1			923349.0747	Kamaxel	Cam shaft		
0040	2	1			383	Styrpinne	Guide pin		
0060	3	1			923107.0300	Fläns	Flange		
0080	4	2			923705.0278	Skruv	Screw		
0100	5	12			923107.0304	Ventillyftare	Tappet		
0140	6	12			922733.0001	Tryckstång	Push rod		
0160	7	1			923349.0382	Drev	Gear		
0180	8	1			923120.0689	Skruv	Screw		



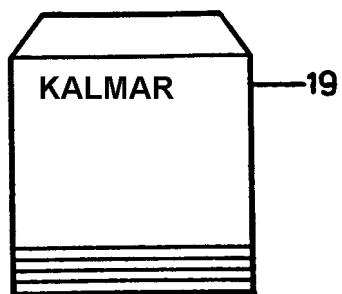
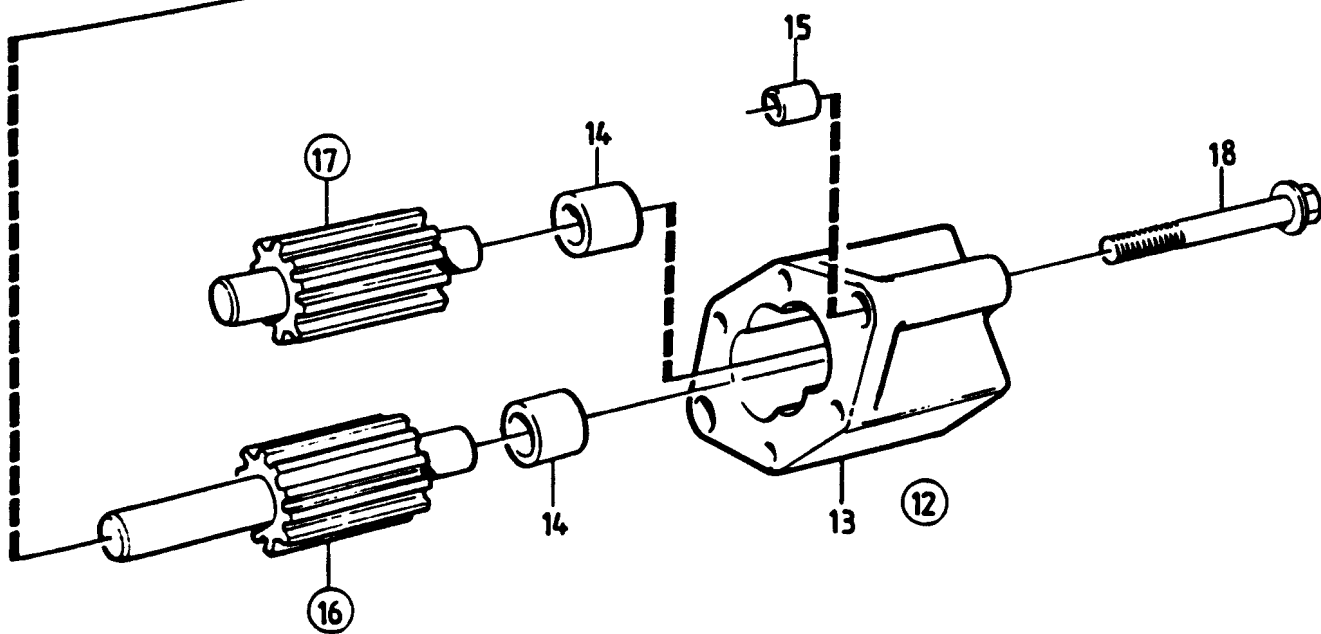
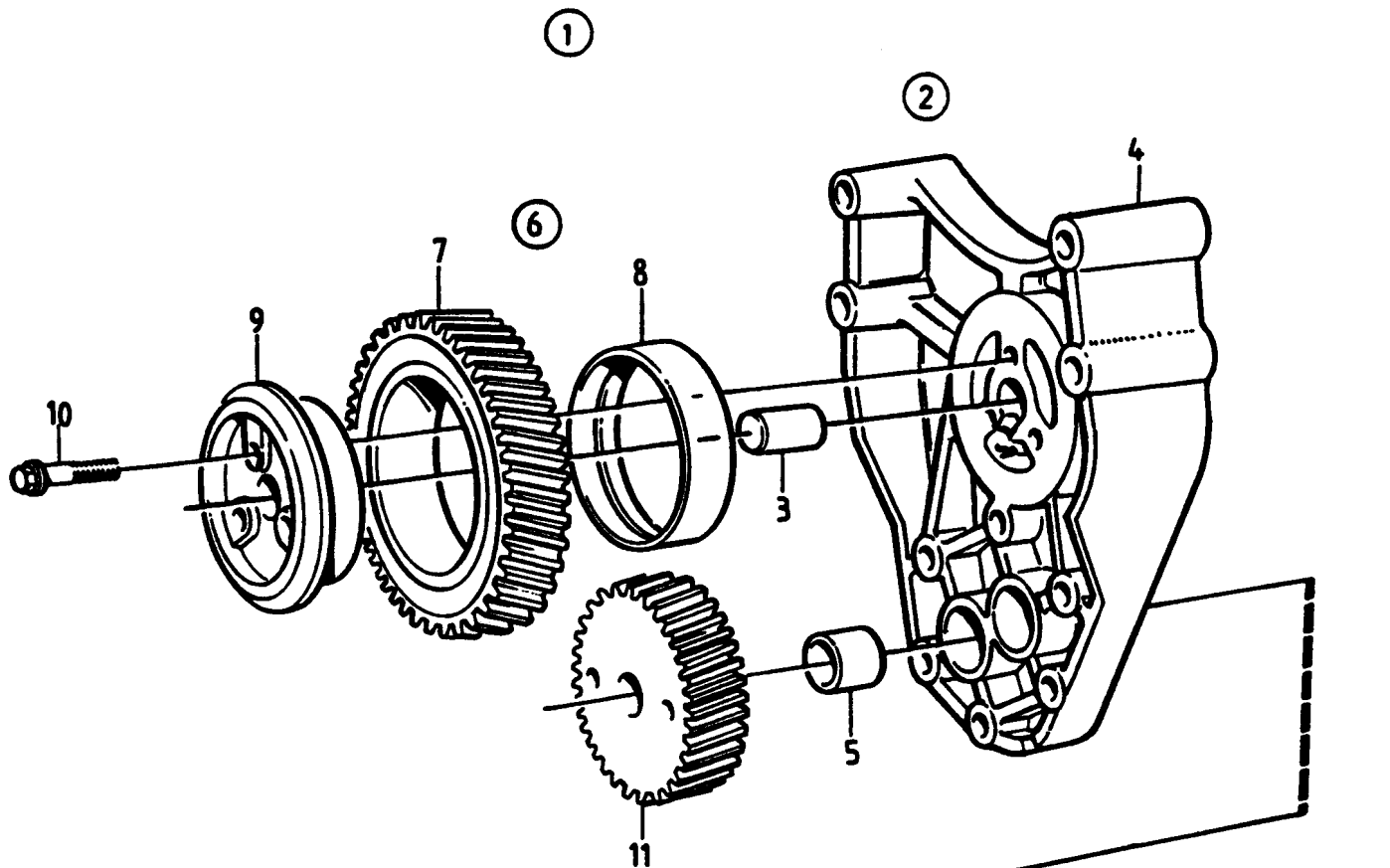
Reservdelar - Spare parts

30

379

7620

7620	Utgåva Issue		Bild nr Picture No		Smörjsystem med oljesump TWD731ME		Lubricating system with oil sump TWD731ME		
	980615		20302						
	Pos. Fig.	Antal/Quantity			Art nr Part No	Benämning	Description	Sats Kit	Anmärkning Notes
0020	1	1			923107.0624	Oljepump	Oil pump		SEE GR 30, PAGE 381
0040		1			923349.0048	•Rep.sats	•Repair kit		
0060	2	4			923107.0249	Skruv	Screw		M10X70MM M8X70MM
0080	3	2			923705.0322	Skruv	Screw		
0100	4	1			923107.0625	Sil	Strainer		
0120	5	2			923107.0347	Skruv	Screw		
0140	6	1			923349.0430	Bricka	Washer		
0160	7	2			923107.0348	Mutter	Nut		
0180	8	2			923107.0349	Tätningsring	Seal ring		
0200	9	2			923107.0328	Skruv	Screw		
0220	10	1			923636.0893	Mellanstycke	Intermediate piece		
0240	11	2			923107.0626	Skruv	Screw		
0260	12	2			920771.0001	Fjäderbricka	Spring washer		
0280	13	2			923107.0353	Anslutning	Connection		
0300	14	2			923107.0354	Skärring	Cone ring		
0320	15	1			923107.0353	Anslutning	Connection		
0340	16	1			923107.0354	Skärring	Cone ring		INCL. IN FIG 19
0360	17	2			923107.0355	Tätningsring	Seal ring		
0380	18	1			923705.0282	Rör	Pipe		KOLVKYLNING/ PISTON COOLING
0400	19	1			923705.0283	Tryckoljerör	Pressure oil pipe		
0420									
0440	20	1			923107.0358	•Klamma	•Clamp		
0460	21	1			923107.0359	Skruv	Screw		
0480	22	1			923705.0552	Klamma	Clamp		
0500	23	1			923107.0359	Skruv	Screw		
0520	24	1			923107.0348	Mutter	Nut		
0540	25	1			923107.0628	Plåt	Plate		
0560	26	2			923107.0359	Skruv	Screw		
0580	27	1			923107.0630	Oljesump	Oilsump		
0600	28	1			921747.0001	Packning	Gasket		
0620	29	1			921753.0002	Propp	Plug		
0640	30	1			923107.0363	Packning	Gasket		
0660	31	36			923107.0359	Skruv	Screw		
0680	32	1			923107.0365	Rör	Pipe		
0700	33	1			923349.0431	Nivåsticka	Dipstick		
0720	34	1			923107.0869	•O-ring	•O-ring		
0740	35					Oljefilter	Oil filter		SEE GR 30, PAGE 383
0760	36					Oljekylare	Oil cooler		SEE GR 30, PAGE 385



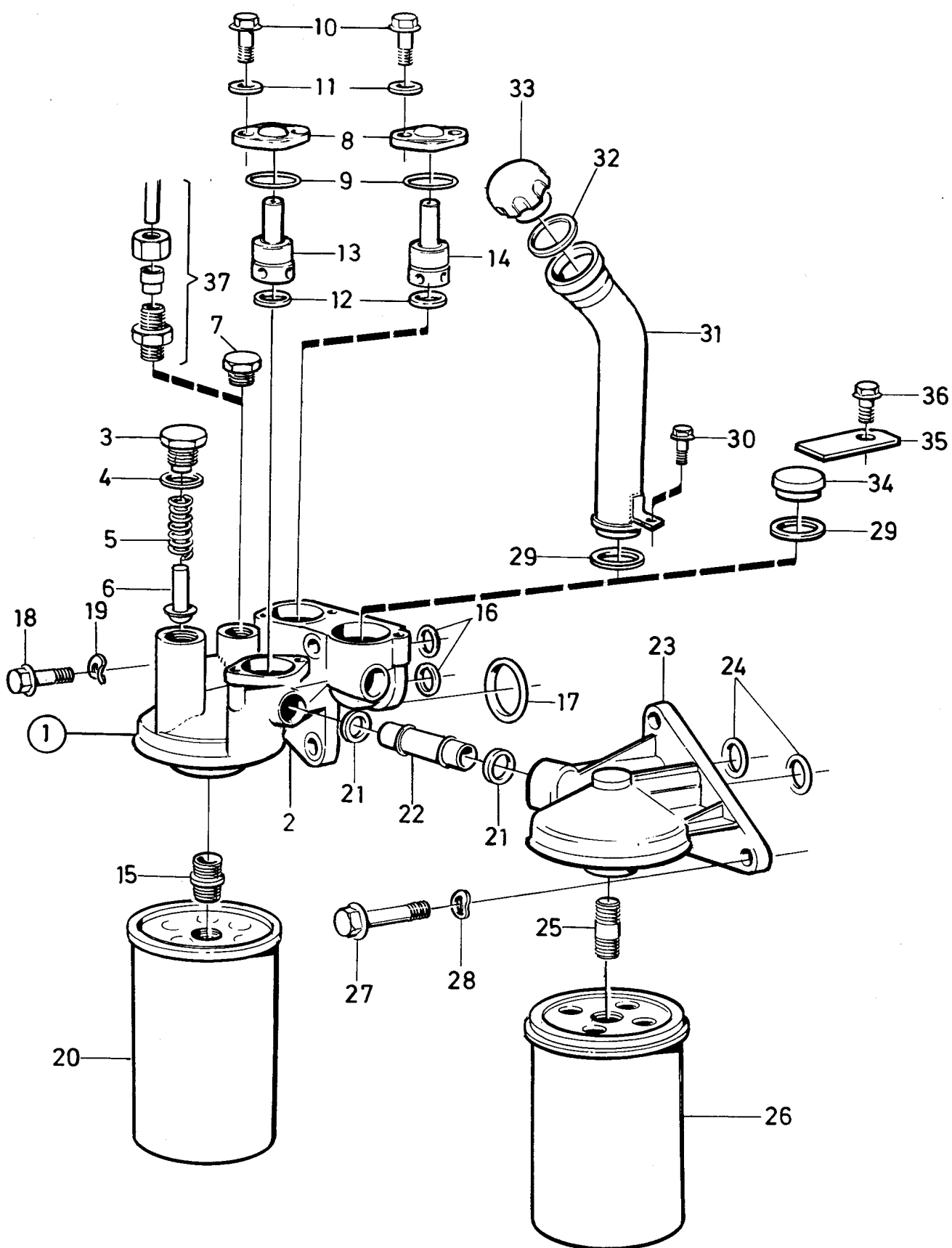
Reservdelar - Spare parts

30

381

7630

7630	Utgåva Issue		Bild nr Picture No		Oljepump TWD731ME		Oil pump TWD731ME		
	980615		21125						
	Pos. Fig.	Antal/Quantity			Art nr Part No	Benämning	Description	Sats Kit	Anmärkning Notes
0020	1	1			923107.0624	Oljepump	Oil pump		
0040	2	1			923705.0285	•Konsol	•Bracket		
0060	3	1			923107.0232	•Pinne	•Pin		
0080	4	1				••Konsol	••Bracket		
0100	5	2			923349.0958	•••Bussning	•••Bushing		
0120	6	1			923705.0286	•Kugghjul	•Gear		
0140	7	1				••Kugghjul	••Gear		
0160	8	2				••Bussning	••Bushing		
0180	9	1			923259.0375	•Lagerhållare	•Bearing holder		
0200	10	3			923705.0287	•Skruv	•Screw		
0220	11	1			923107.0620	•Kugghjul	•Gear		
0240	12	1				•Hus	•Housing		
0260	13	1				••Hus	••Housing		
0280	14	2			923349.0958	•••Bussning	•••Bushing		
0300	15	2			923349.0957	••Styrhylsa	••Guide sleeve		
0320	16	1				•Axel	•Shaft		
0340	17	1				•Axel	•Shaft		
0360	18	2			923107.0347	•Skruv	•Screw		
0380	19	1			923349.0048	Rep.sats	Repair kit		INCL. FIG 5,14,16,17



23439

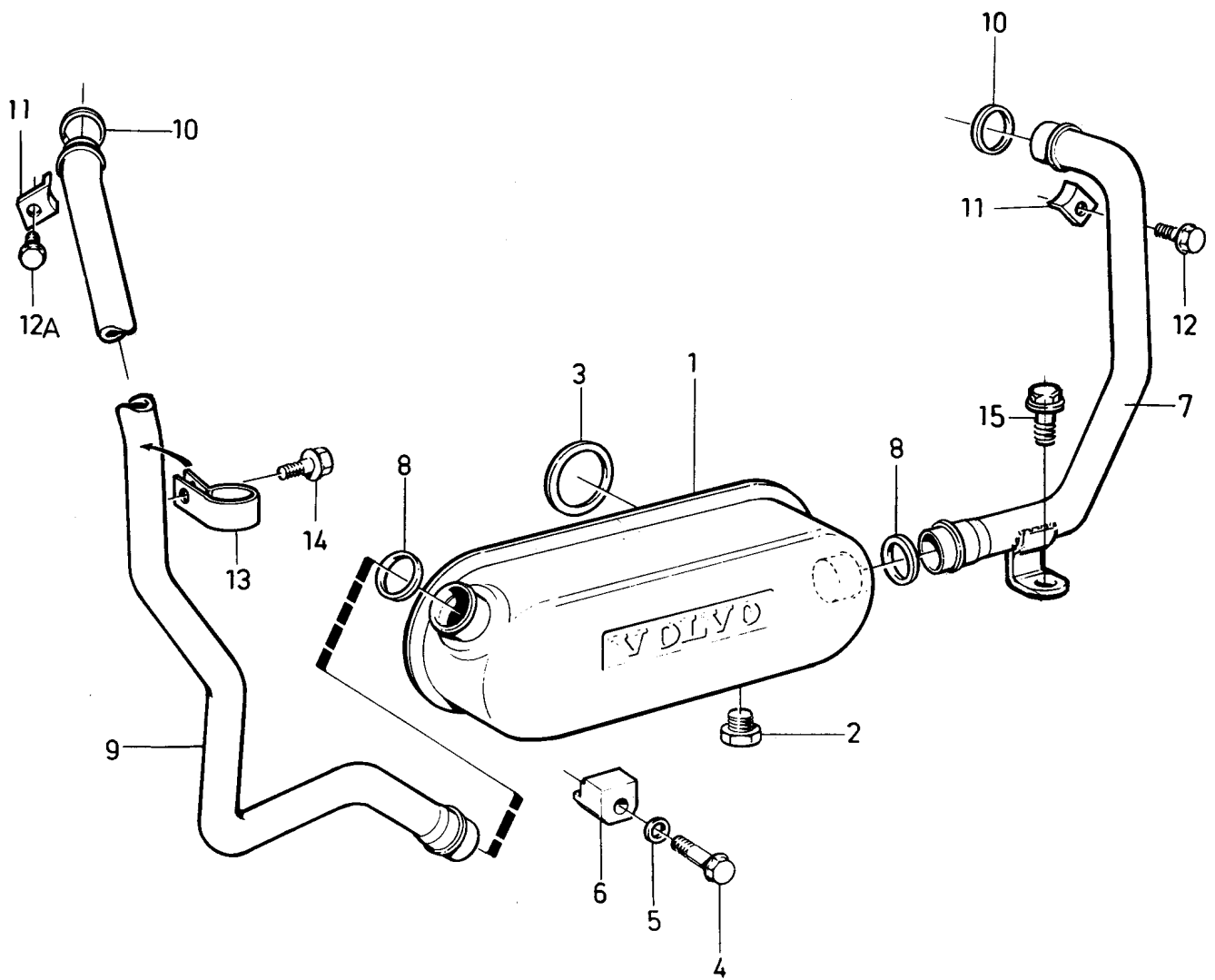
Reservdelar - Spare parts

30

383

7640

7640	Utgåva Issue		Bild nr Picture No		Oljefilter med mont. detaljer TWD731ME		Oil filter with installa- tion components TWD731ME		
	980615	23439							
	Pos. Fig.	Antal/Quantity			Art nr Part No	Benämning	Description	Sats Kit	Anmärkning Notes
0020	1	1			923107.0634	Hus	Housing		
0040	2	1				•Hus	•Housing		
0060	3	1			923107.0370	•Plugg	•Plug		
0080	4	1			920058.004	•Packning	•Gasket		
0100	5	1			923107.0371	•Fjäder	•Spring		
0120	6	1			923107.0372	•Ventil	•Valve		
0140	7	1			923705.0166	•Propp	•Plug		
0160	8	2			923107.0373	•Lock	•Cover		
0180	9	2			923107.0374	•O-ring	•O-ring		
0200	10	4			923705.0281	•Skruv	•Screw		
0220	11	4			3019	•Bricka	•Washer		ÄUTF
0240	12	2			923107.0376	•Tätningsring	•Seal ring		
0260	13	1			923107.0635	•Reduceringsventil	•Reducing valve		KOLVKYLNING/PISTON COOLING VIT/WHITE SVART/BLACK
0280									
0300	14	1			923259.0743	•Reduceringsventil	•Reducing valve		
0320	15	1			923109.0231	•Nippel	•Nipple		
0340	16	2			920777.0004	O-ring	O-ring		
0360	17	1			923107.0380	O-ring	O-ring		
0380	18	2			923349.0780	Skruv	Screw		L=25MM
0400		1			923107.0381	Skruv	Screw		L=65MM
0420	19	3			923107.0382	Fjäderbricka	Spring washer		
0440	20	1			921691.0001	Oljefilter	Oil filter		
0460	21	2			923107.0355	Tätningsring	Seal ring		
0480	22	1			923107.0636	Rör	Pipe		
0500	23	1			923107.0384	Hus	Housing		
0520	24	2			920777.0004	O-ring	O-ring		
0540	25	1			923107.0385	Nippel	Nipple		
0560	26	1			923110.0057	Oljefilter	Oil filter		BY-PASS
0580	27	3			923349.0780	Skruv	Screw		
0600	28	3			923107.0382	Fjäderbricka	Spring washer		
0620	29	1			923107.0868	Tätningsring	Seal ring		
0640	30	1			923705.0359	Skruv	Screw		
0660	31	1			921074.0002	Rör	Pipe		
0680	32	1			95110	Packning	Gasket		
0700	33	1			923107.0367	Lock	Cover		
0720	34								NOT USED
0740	35								NOT USED
0760	36								NOT USED
0780	37					Tryckoljerör	Pressure oil pipe		SEE GR 30, PAGE 405



23440

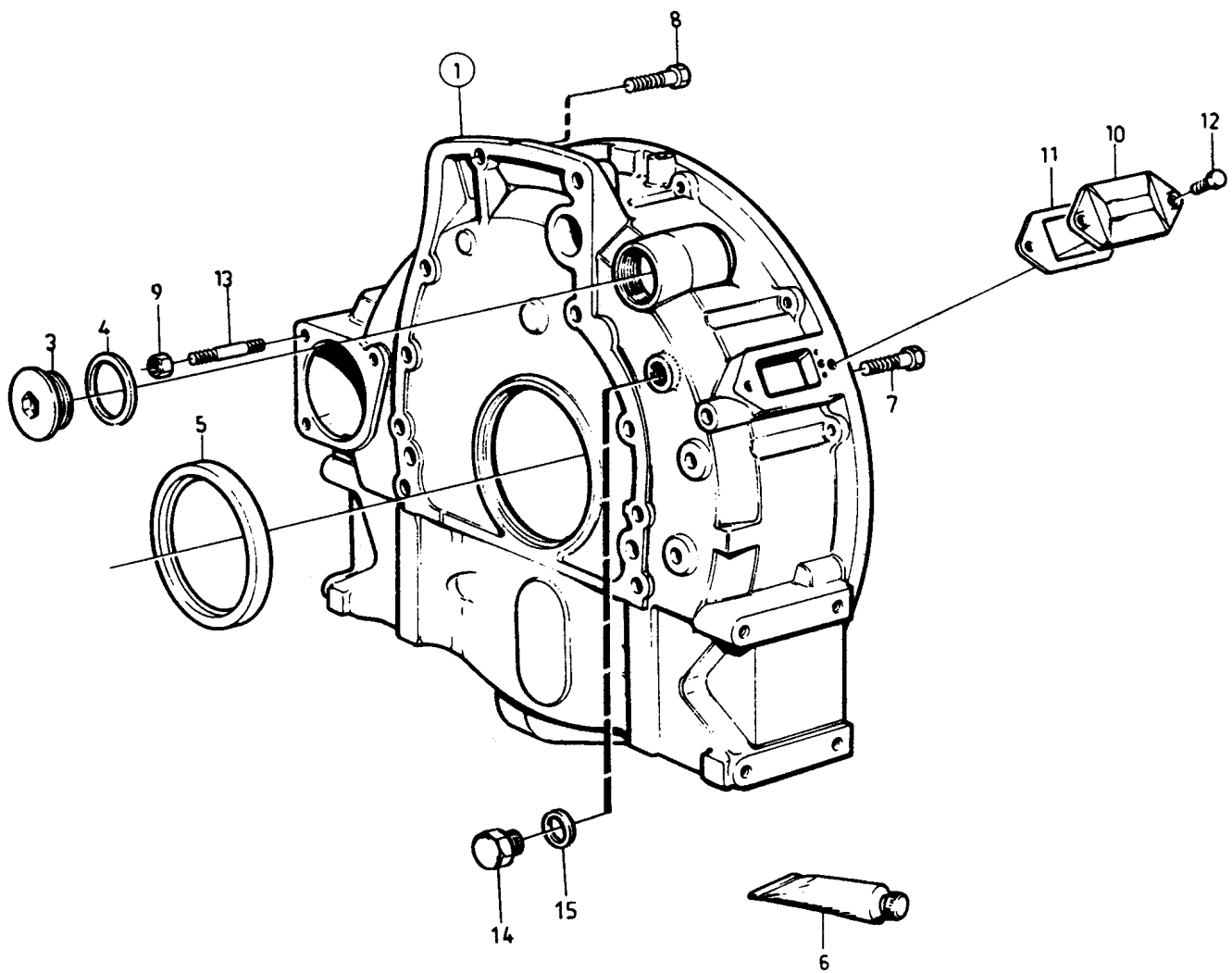
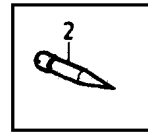
Reservdelar - Spare parts

30

385

7645

7645	Utgåva Issue		Bild nr Picture No		Oljekylare		Oil cooler		
	980615		23440		TWD731ME		TWD731ME		
	Pos. Fig.	Antal/Quantity			Art nr Part No	Benämning	Description	Sats Kit	Anmärkning Notes
0800	1	1			923110.0066	Oljekylare	Oil cooler		
0820	2	1			921559.0001	•Plugg	•Plug		
0840	3	2			923107.0388	Tätningsring	Seal ring		
0860	4	4			923705.0289	Skruv	Screw		
0880	5	4			923107.0382	Fjäderbricka	Spring washer		
0900	6	4			923705.0290	Hållare	Holder		
0920	7	1			923349.0039	Kylvattenrör	Cooling pipe		68)
0940	8	2			923107.0392	Tätningsring	Seal ring		
0960	9	1			923349.0040	Rör	Pipe		69)
0980	10	2			923107.0393	Tätningsring	Seal ring		
1000	11	2			923349.0041	Klamma	Clamp		
1020	12	1			923107.0359	Skruv	Screw		L=16MM
1040	12A	1			923349.0042	Skruv	Screw		L=20MM
1060	13	1			923107.0638	Klamma	Clamp		
1080	14	1			923107.0461	Skruv	Screw		
1100	15	1			921595.0007	Skruv	Screw		



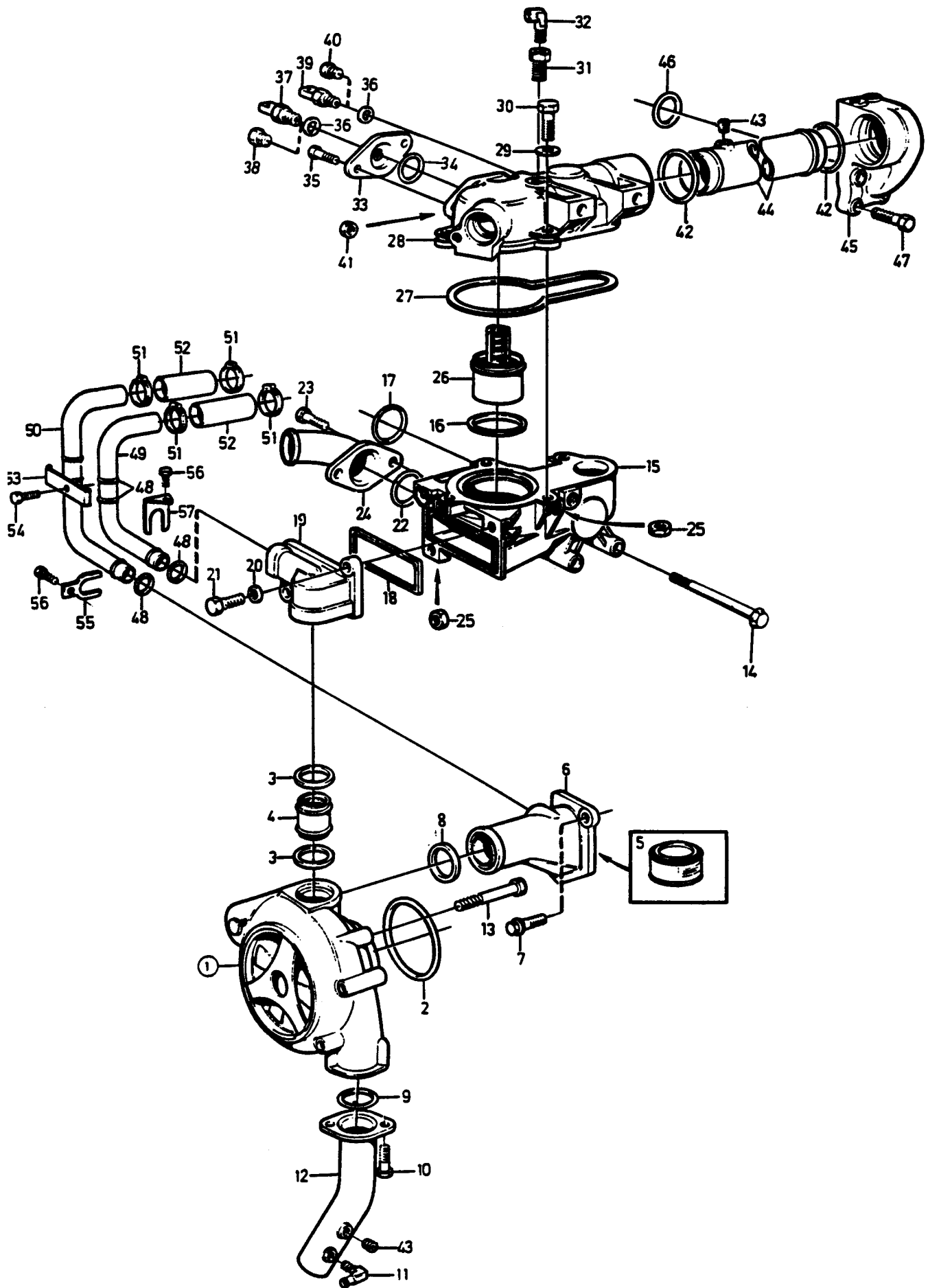
Reservdelar - Spare parts

30

387

7650

7650	Utgåva Issue		Bild nr Picture No		Svånghjulsåpa TWD731ME		Flywheel housing TWD731ME		
	980615		22323						
	Pos. Fig.	Antal/Quantity			Art nr Part No	Benämning	Description	Sats Kit	Anmärkning Notes
0020	1	1			923349.0734	Svånghjulsåpa	Flywheel casing		L=55MM L=75MM L=65MM
0040	2	1			923349.0735	Visare	Pointer		
0060	3	1			923107.0678	Propp	Plug		
0080	4	1			920983.0002	Packning	Gasket		
0100	5	1			923107.0237	Tätningring	Seal ring		
0120	6	1			923107.0308	Tätningmedel	Sealing compound		
0140	7	6			923349.0736	Skruv	Screw		
0160		2			923349.0737	Skruv	Screw		
0180	8	2			923349.0738	Skruv	Screw		
0200	9	3			923349.0347	Mutter	Nut		
0220	10	1			923349.0739	Lock	Cover		
0240	11	1			923349.0469	Packning	Gasket		
0260	12	2			923349.0740	Skruv	Screw		
0280	13	3			923107.0536	Pinnskruv	Stud		
0300	14	1			923107.0679	Propp	Plug		
0320	15	1			923107.0680	Packning	Gasket		



Reservdelar - Spare parts

30

389

7660

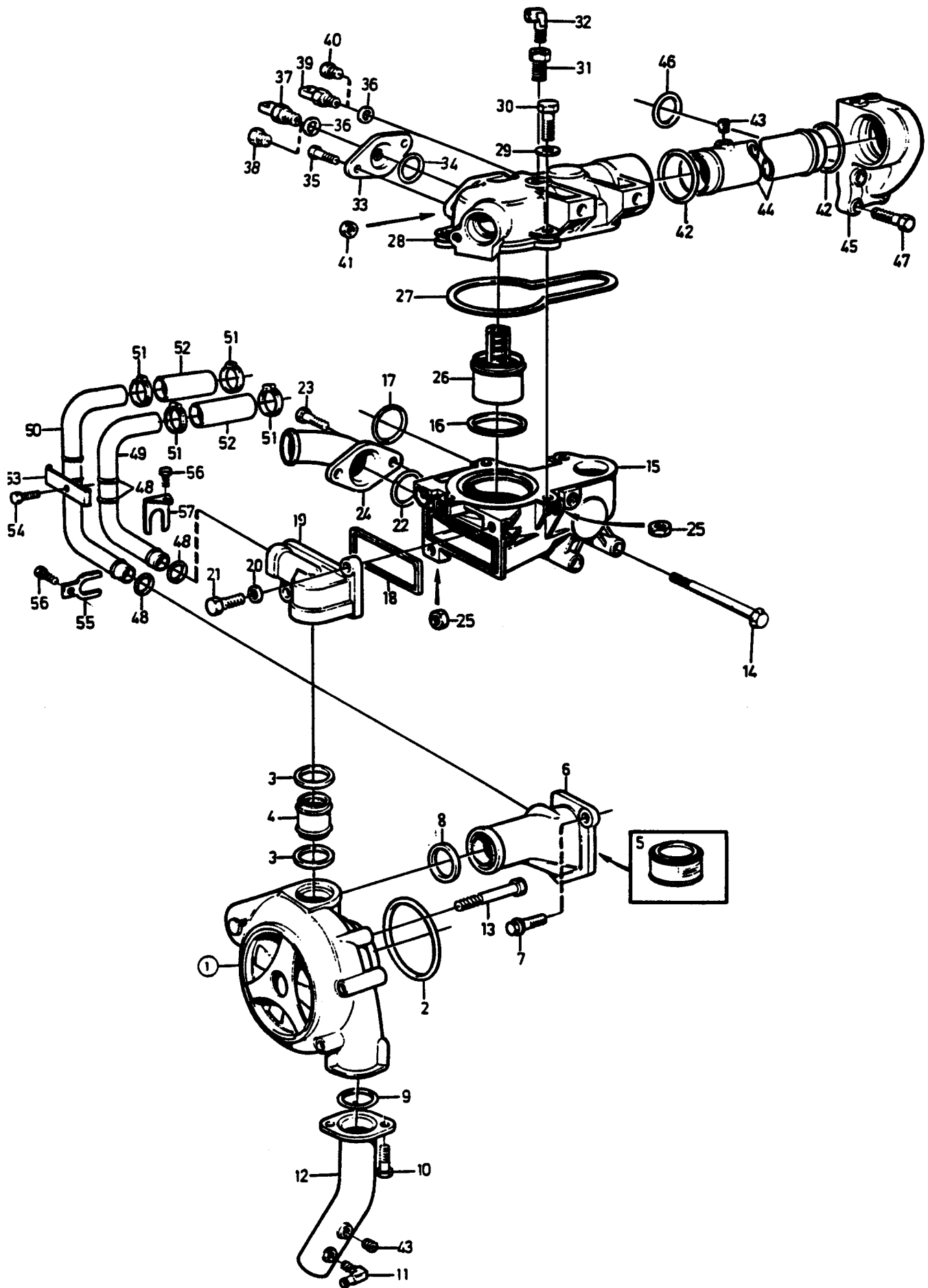
7660	Utgåva Issue		Bild nr Picture No		Vattenpump och termostat med monteringsdetaljer TWD731ME		Water pump and thermostat with installation details TWD731ME			
	980615	20306								
	Pos. Fig.	Antal/Quantity			Art nr Part No	Benämning	Description	Sats Kit	Anmärkning Notes	
0020	1	1			923349.0765	Vattenpump	Water pump		SEE GR 30, PAGE 393	
0040	2	1			923107.0412	O-ring	O-ring			
0060	3	2			923107.0403	Tätningsring	Seal ring			
0080	4	1			923107.0641	Rör	Pipe			
0100	5	ERF			923107.0308	Tätningsmedel	Sealing compound			
0120	6	1			923349.0439	Mellanlägg	Spacer			
0140	7	2			923107.0327	Skruv	Screw			
0160	8	1			923107.0368	Tätningsring	Seal ring			
0180	9	1			923107.0396	O-ring	O-ring			
0200	10	2			923107.0327	Skruv	Screw			
0220	11	1			94123	Slangnippel	Hose nipple		212)	
0240	12	1			922117.0003	Kylvattenrör	Cooling pipe			
0280	13	4			923107.0401	Skruv	Screw			
0300	14	3			923107.0402	Skruv	Screw			
0320	15	1			923349.0766	Termostathus	Thermostat housing			
0340	16	1			923107.0414	Tätningsring	Seal ring			
0360	17	1			923107.0408	O-ring	O-ring			
0380	18	1			923107.0413	Tätningsring	Seal ring			
0400	19	1			923110.0418	Hus	Housing			
0420	20	2			920771.0001	Låsbricka	Lock washer			
0440	21	2			923107.0327	Skruv	Screw		184)	
0460	22	1			923107.0396	O-ring	O-ring			
0480	23	2			923107.0327	Skruv	Screw			
0500	24	1			923107.0397	Rör	Pipe			
0520	25	7			923107.0398	Mutter	Nut			
0540	26	1			923110.0351	Termostat	Thermostat			
0560	27	1			923107.0415	Tätningsring	Seal ring			
0580	28	1			923349.0767	Lock	Cover			
0600	29	4			920771.0001	Låsbricka	Lock washer			
0620	30	4			923259.0678	Skruv	Screw			
0640	31	1			923349.0043	Nippel	Nipple		75°C BLÅ/BLUE	
0660	32	1			923705.0295	Vinkelnippel	Nipple			
0680	33	1			923349.0315	Fläns	Flange			
0700	34	1			923107.0847	O-ring	O-ring			
0720	35	2			923107.0327	Skruv	Screw			
0740	36	2			920715.0005	Packning	Gasket			
0760	37	1			923400.0001	Givare,kylvattentemp.	Sensor,cool.water temp.			
0780	38	1			921022.0005	Propp	Plug			
0800	39	1			920822.0005	Givare,temperaturvakt	Sensor,temperature			
0820	40	1			921022.0005	Propp	Plug			
0840	41	2			923107.0398	Mutter	Nut		ALT	
0860	42	2			923107.0403	Tätningsring	Seal ring			
0880	43	2			923705.0167	Propp	Plug			
0900	44	1			923107.0642	Rör	Pipe			
0920	45	1			923107.0406	Rör	Pipe			
0940	46	1			923107.0408	O-ring	O-ring			
0960	47	1			923107.0389	Skruv	Screw			
0980		2			923107.0407	Skruv	Screw			
1000	48	4			923107.0340	Tätningsring	Seal ring			
1020	49	1			923636.0923	Rör	Pipe			
1040	50	1			923636.0924	Rör	Pipe		186) 185)	
1060	51	1			923107.0854	Slangklamma	Hose clamp			
1080	52	2			922142.0002	Kylarslang	Hose			
1100	53	1			923349.0770	Klamma	Clamp			
1120	54	1			923349.0724	Skruv	Screw			
1140	55	1			923107.0341	Bygel	Yoke			
1160	56	2			923107.0342	Skruv	Screw			
										L=50MM L=45MM
										L=75MM

184. Anodiserat Anodic treatment

185. Vattenpump-laddluftkylare Water pump-charge air cooler

186. Termostathus-laddluftkylare Thermostat housing-charge air cooler

212. Används då vevaxelmonterad fläkt är monterad Is used when crankshaft mounted fan is mounted





DC 9-16

Grupp
Group

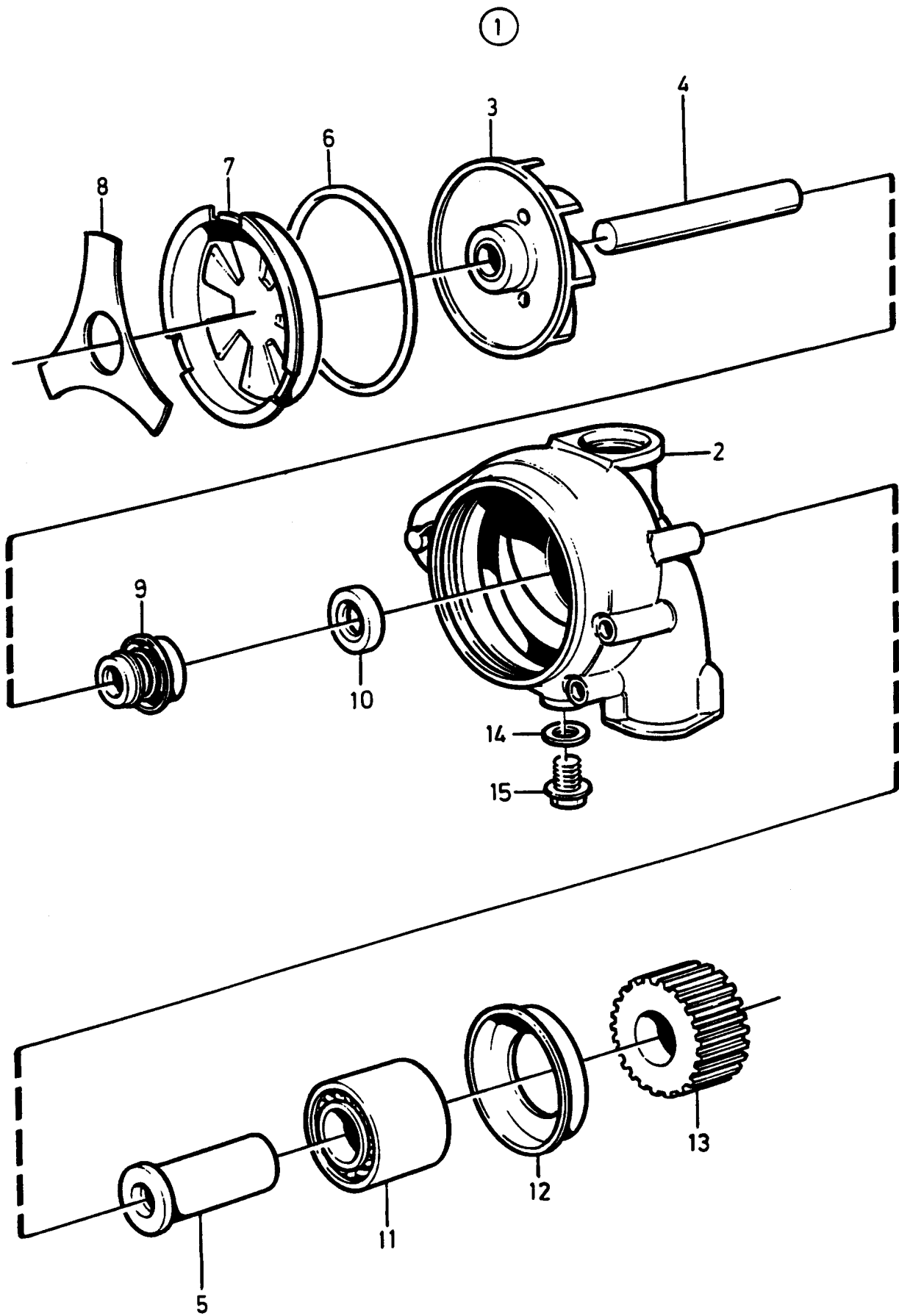
Sida
Page

30

391

Reservdelar - Spare parts

7660	Utgåva Issue		Bild nr Picture No		Vattenpump och termostat med monteringsdetaljer TWD731ME		Water pump and thermostat with installation details TWD731ME		
	980615		20306						
1180	Pos. Fig.	Antal/Quantity			Art nr Part No	Benämning	Description	Sats Kit	Anmärkning Notes
	57	1			923349.0044	Konsol	Bracket		



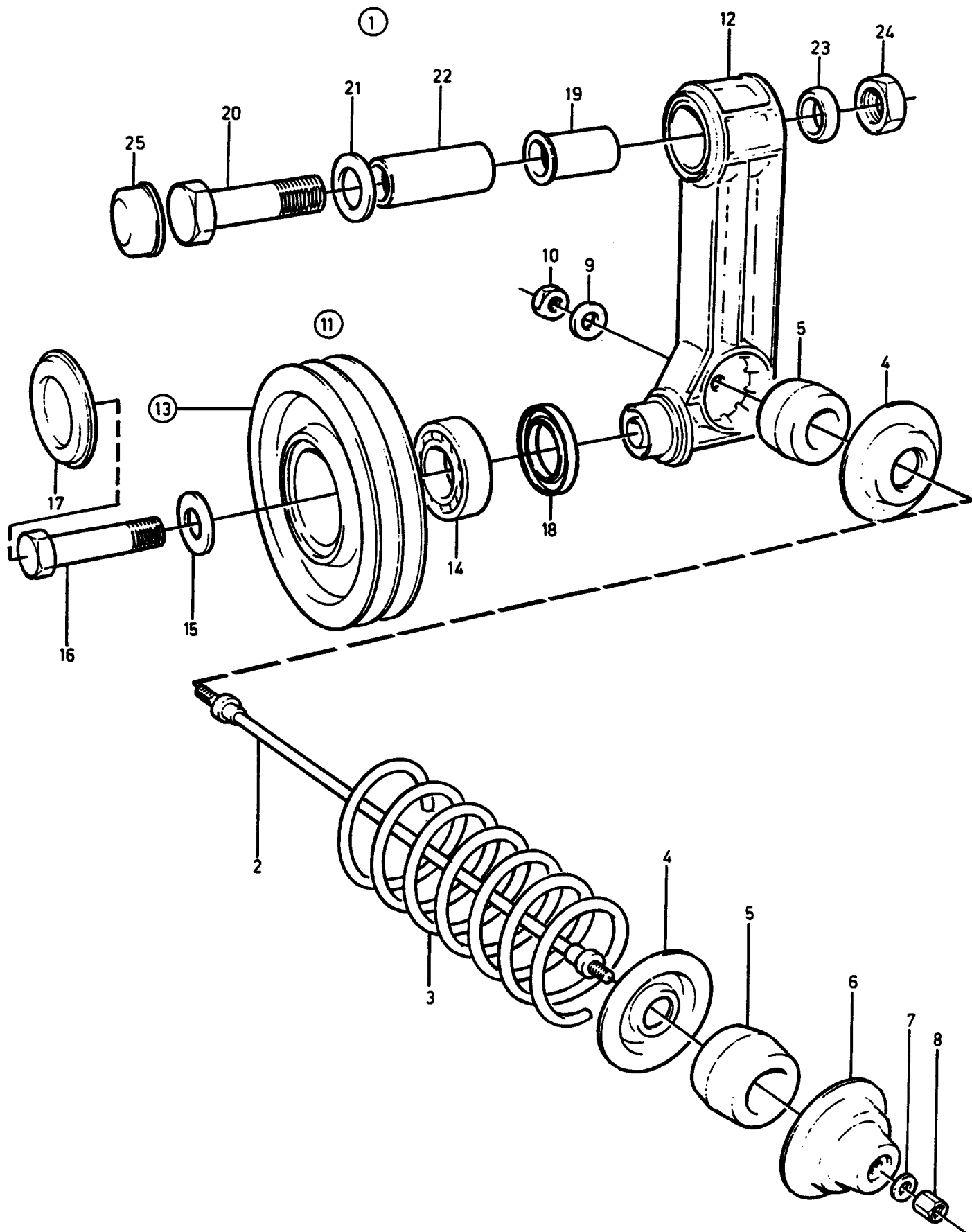
Reservdelar - Spare parts

30

393

7670

7670	Utgåva Issue		Bild nr Picture No		Vattenpump TWD731ME		Water pump TWD731ME		
	980615		20307						
	Pos. Fig.	Antal/Quantity			Art nr Part No	Benämning	Description	Sats Kit	Anmärkning Notes
0020	1	1			923349.0765	Vattenpump	Water pump		ITEM 3-12 N.S.S.
0040		1			923349.0452	•Rep.sats	•Repair kit		
0060	2	1				•Hus	•Housing		
0080	3	1			923705.0296	•Pumphjul	•Impeller		
0100	4	1			923259.0775	•Axel	•Shaft		
0120	5	1			923349.0772	•Axel	•Shaft		
0140	6	1			923349.0773	•O-ring	•O-ring		
0160	7	1			923349.0774	•Lock	•Cover		
0180	8	1			923349.0775	•Fjäder	•Spring		
0200	9	1			923349.0571	•Tätningsring	•Seal ring		
0220	10	1			923109.0276	•Tätningsring	•Seal ring		
0240	11	1			923107.0411	•Lager	•Bearing		
0260	12	1			923349.0776	•Låsring	•Lock ring		
0280	13	1			923349.0777	•Kugghjul	•Gear		
0300	14	1			923349.0045	•Bricka	•Washer		
0320	15	1			923107.0568	•Skruv	•Screw		



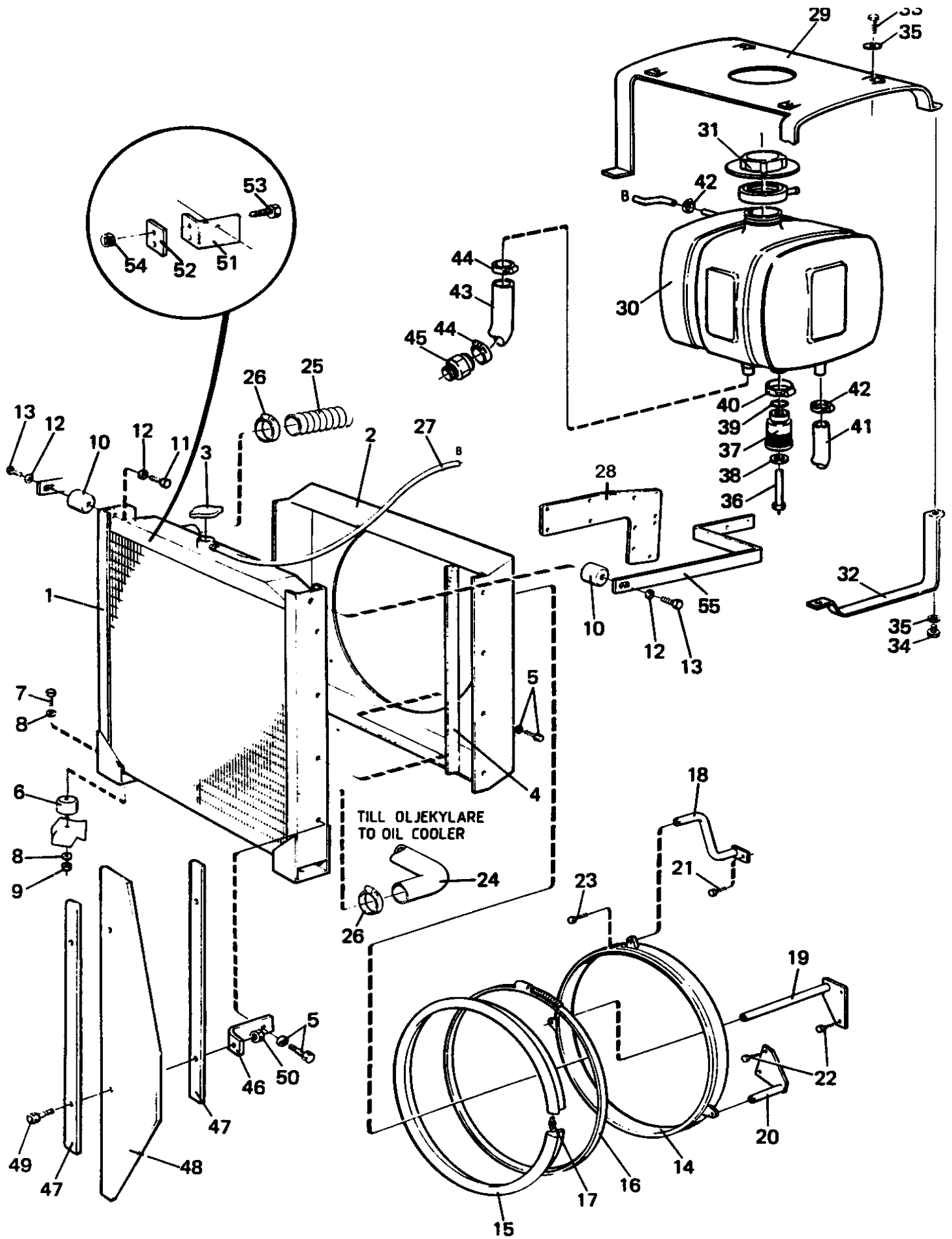
Reservdelar - Spare parts

30

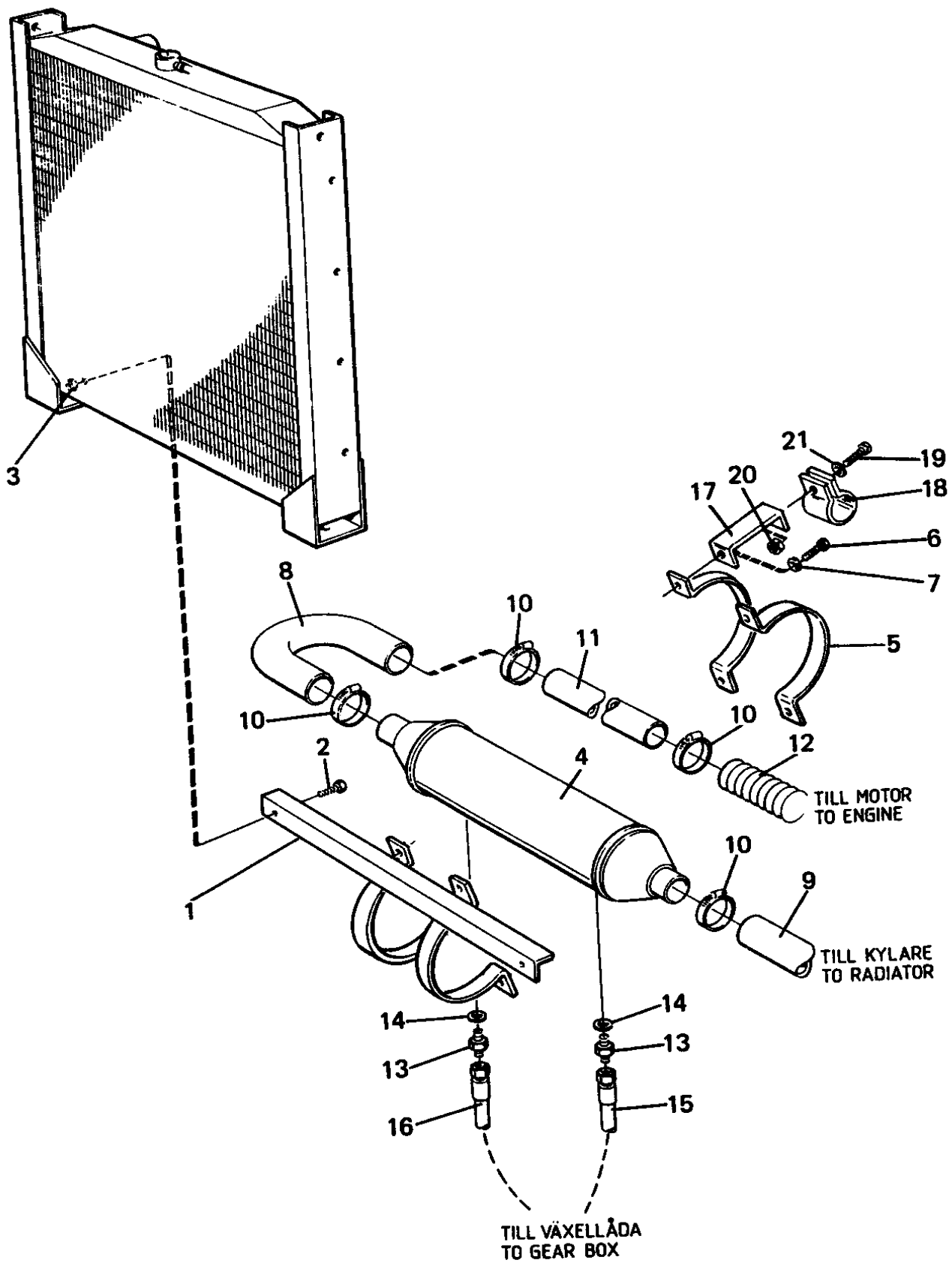
395

7680

7680	Utgåva Issue		Bild nr Picture No		Automatisk remsträckare med monteringsdetaljer TWD731ME		Automatic belt tensioner and installation components, TWD731ME		
	Pos. Fig.	Antal/Quantity			Art nr Part No	Benämning	Description	Sats Kit	Anmärkning Notes
0020	1	1			923736.0727	Remsträckare	Belt adjuster		KPL
0040	2	1			923107.0421	•Wire	•Wire		
0060	3	1			923107.0422	•Fjäder	•Spring		
0080	4	2			923107.0423	•Bricka	•Washer		
0100	5	2			923107.0424	•Bussning	•Bushing		
0120	6	1			923107.0425	•Fjäderfäste	•Spring bracket		
0140	7	1			3019	•Bricka	•Washer		
0160	8	1			923107.0426	•Mutter	•Nut		
0180	9	1			920296.001	•Bricka	•Washer		
0200	10	1			923107.0428	•Mutter	•Nut		
0220	11	1				•Remsträckare	•Belt adjuster		
0240	12	1			923107.0429	••Arm	••Arm		
0260	13	1			923107.0433	••Remskiva	••Pulley		
0280	14	1			923107.0132	•••Kullager	•••Ball bearing		
0300	15	1			923107.0438	••Bricka	••Washer		
0320	16	1			923107.0437	••Skruv	••Screw		
0340	17	1			923107.0436	••Kåpa	••Cover		
0360	18	1			923107.0435	••Tätningsring	••Seal ring		
0380	19	1			923107.0434	••Bussning	••Bushing		
0400	20	1			923107.0430	Skruv	Screw		
0420	21	1			4692	Bricka	Washer		
0440	22	1			923107.0431	Axel	Shaft		
0460	23	1			923349.0318	Tätningsring	Seal ring		
0480	24	1			923107.0432	Mutter	Nut		
0500	25	1			923349.0046	Skyddskåpa	Protecting cover		



22. För fläktring med tre fästen. For fan ring with three brackets.



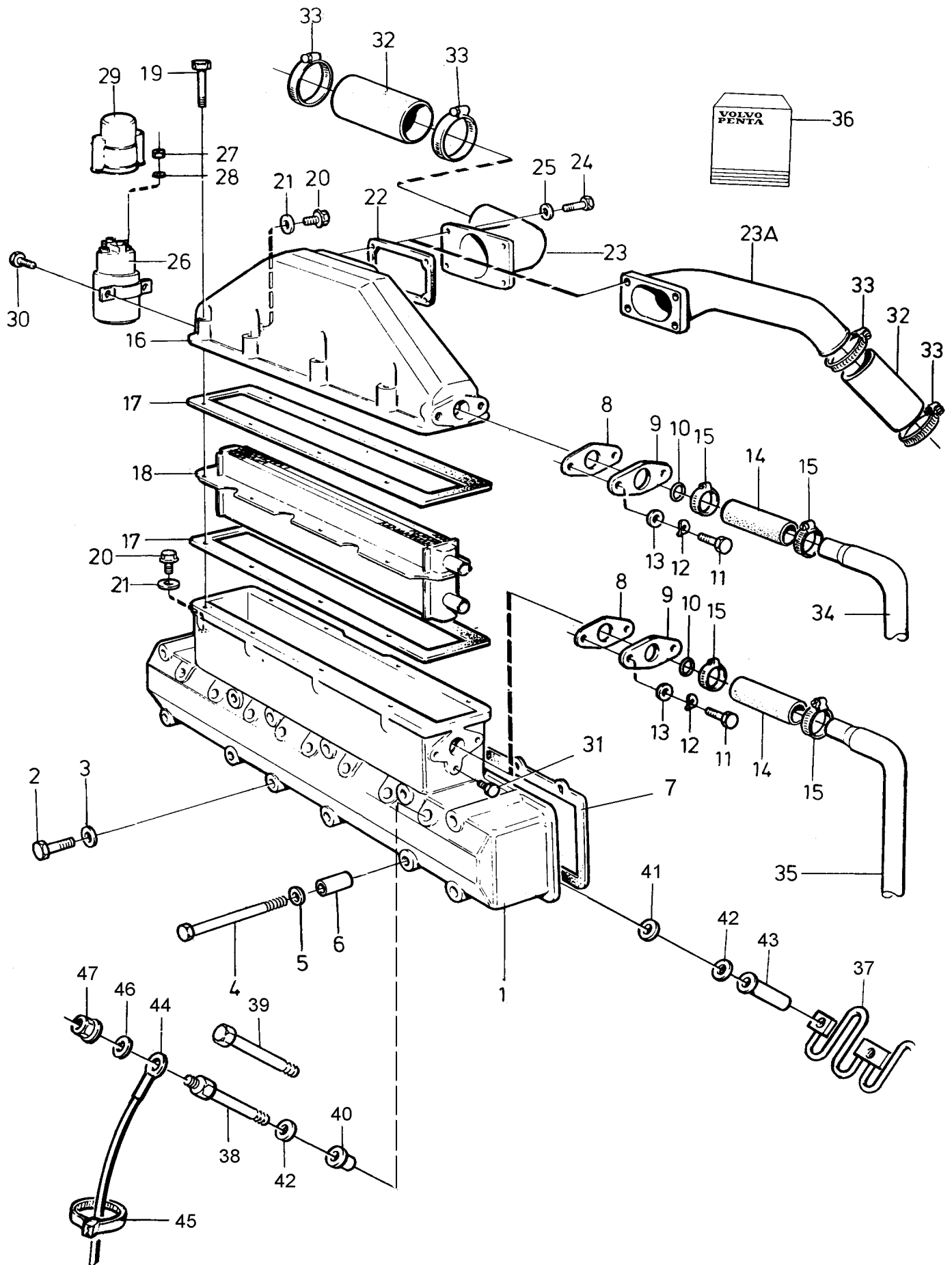
Reservdelar - Spare parts

30

399

7700

7700	Utgåva Issue		Bild nr Picture No		Oljekylare för växellåda TWD731ME 455801.0200		Oil cooler for gear box TWD731ME 455801.0200		
	Pos. Fig.	Antal/Quantity			Art nr Part No	Benämning	Description	Sats Kit	Anmärkning Notes
0010	-				455801.0200				DRAWING NO.
0020	1	1			A11998.0100	Fäste	Bracket		
0040	2	2			920042.003	Skruv	Screw		
0060	3	2			5957	Låsmutter	Lock nut		
0080	4	1			920206.018	Oljekylare	Oil cooler		
0100	5	2			A10294.0100	Klammer	Clamp		UTG
0120	6	4			920099.061	Skruv	Screw		
0140	7	6			920098.025	Bricka	Washer		
0160	8	1			923187.0001	Slang	Hose		
0180	9	1			920897.0001	Kylarslang	Hose		
0200	10	4			3251	Klammer	Clamp		
0220	11	1			455798.0100	Rör	Pipe		
0240	12	1			922484.0001	Slang	Hose		
0260	13	2			3467	Nippel	Nipple		
0280	14	2			5938	Tredoring	Tredoring		
0300	15	1			309171.0700	Hydraulslang	Hydraulic hose		KPL,L=1700
0340	16	1			306899.4700	Hydraulslang	Hydraulic hose		KPL,L=1600
0360	17	1			356983.0100	Fäste	Bracket		
0380	18	1			920039.002	Klamma,kylvattenrör	Clamp,cooling pipe		
0400	19	1			920099.065	Skruv	Screw		
0420	20	1			3052	Mutter	Nut		
0440	21	2			920098.025	Bricka	Washer		



23441

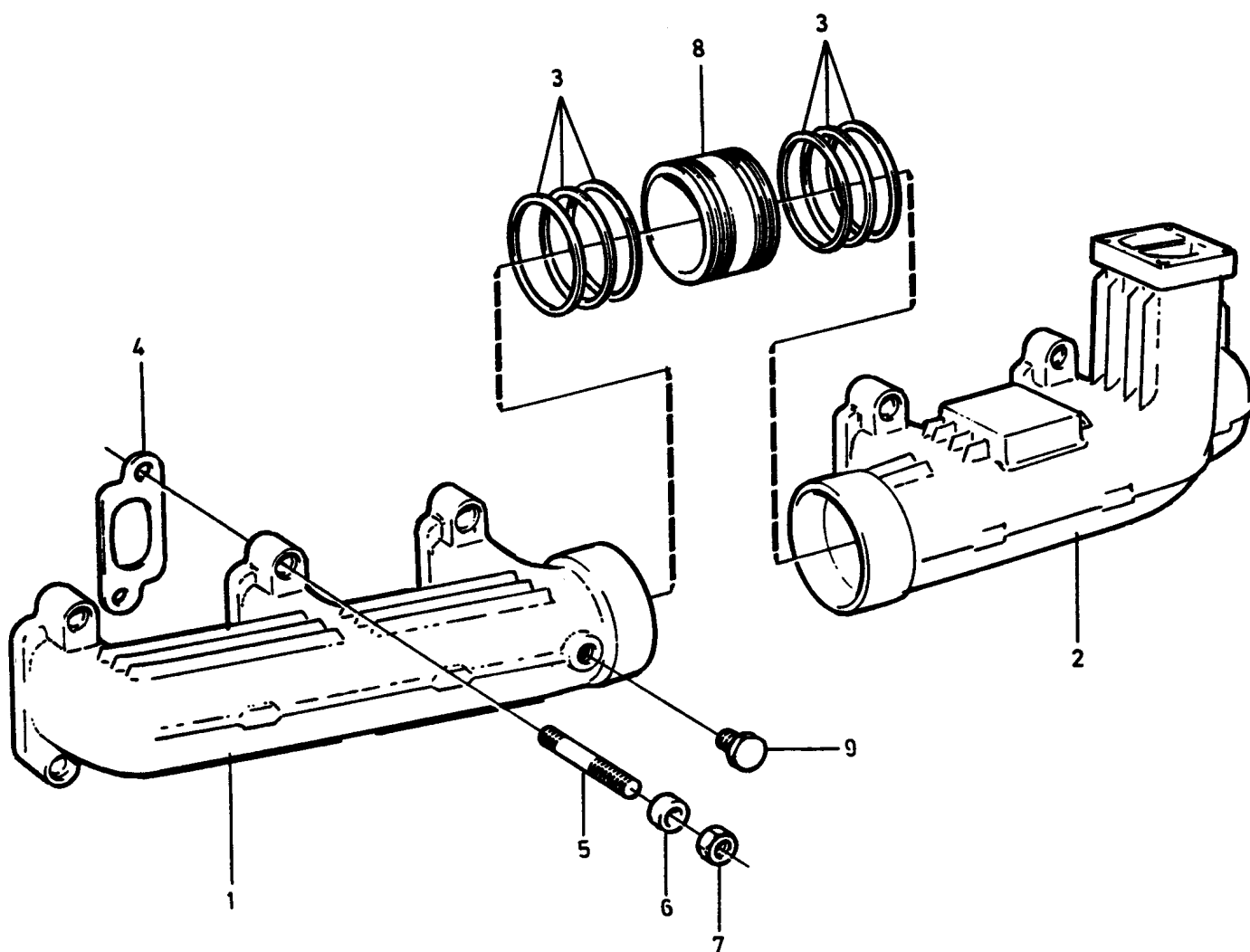
Reservdelar - Spare parts

30

401

7710

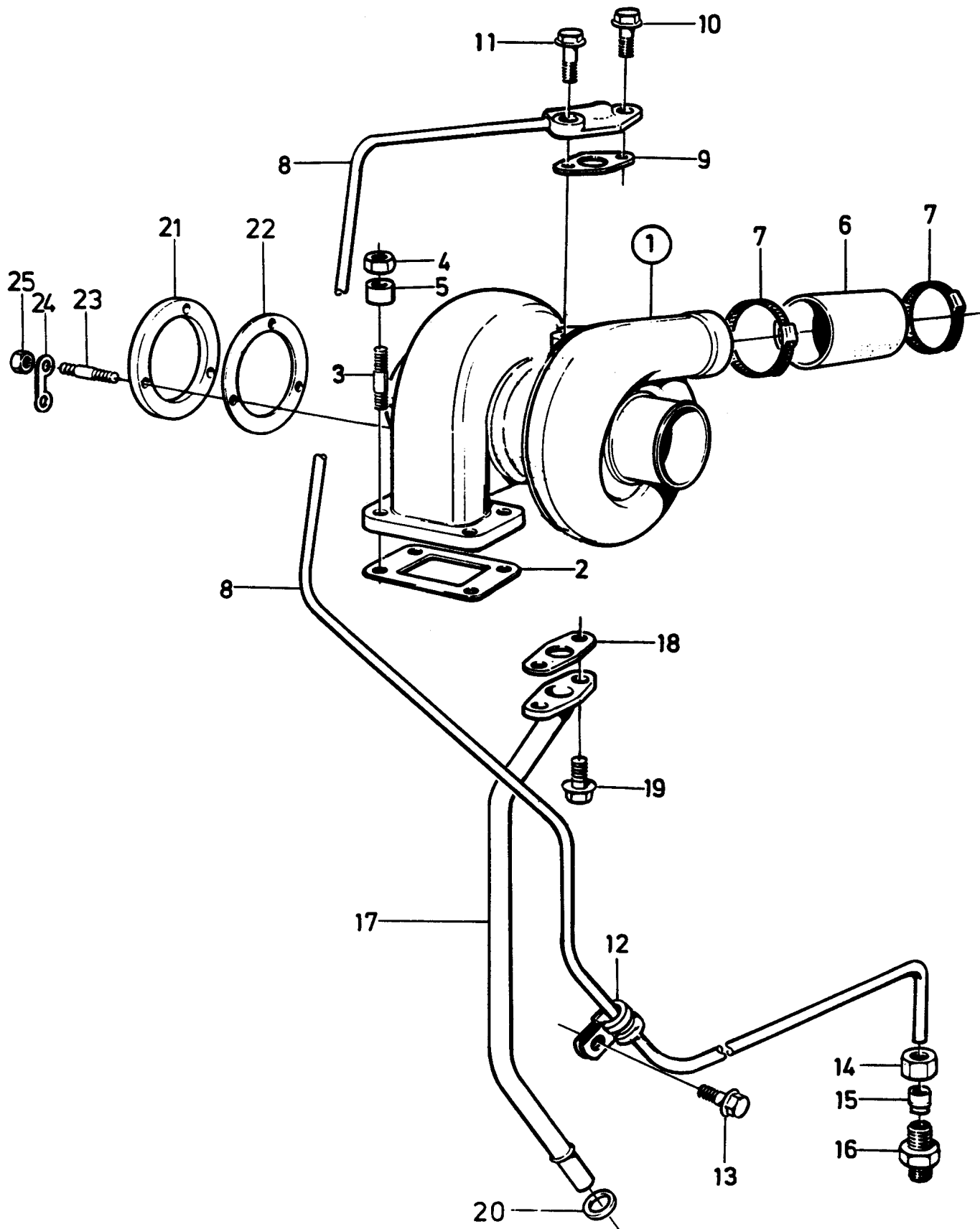
7710	Utgåva Issue		Bild nr Picture No		Insugningsrör med monteringsdetaljer TWD731ME		Induction manifold with installation components TWD731ME		
	980615	23441							
	Pos. Fig.	Antal/Quantity			Art nr Part No	Benämning	Description	Sats Kit	Anmärkning Notes
0020	1	1			923636.0920	Insugningsrör	Induction pipe		
0040	2	18			923107.0328	Skruv	Screw		L=90MM
0060	3	18			920771.0001	Fjäderbricka	Spring washer		
0080	4	2			923349.0755	Skruv	Screw		L=130MM
0100	5	2			921321.0002	Bricka	Washer		
0120	6	2			923349.0756	Hylsa	Sleeve		L=31MM
0140	7	2			923259.0395	Packning	Gasket		
0160	8	2			923636.0043	Packning	Gasket		
0180	9	2			923349.0757	Fläns	Flange		
0200	10	2			923636.0044	Gummiring	Rubber ring		
0220	11	4			923349.0758	Skruv	Screw		
0240	12	4			4752	Fjädrande bricka	Resilient washer		
0260	13	4			923107.0427	Bricka	Washer		
0280	14	2			922142.0002	Kylarslang	Hose		
0300	15	4			923107.0854	Slangklamma	Hose clamp		
0320	16	1			923349.0759	Lock	Cover		
0340	17	2			923636.0045	Packning	Gasket		
0360	18	1			923705.0299	Laddluftkylare	Intercooler		
0380		1			923349.0813	•Packningssats	•Gasket kit		
0400	19	8			923349.0760	Skruv	Screw		
0420	20	1			923107.0568	Skruv	Screw		
0440		1			923636.0918	Skruv	Screw		
0460	21	2			920715.0001	Packning	Gasket		
0480	22	1			923636.0047	Packning	Gasket		
0500	23	1			923705.0300	Anslutningsrör	Connection pipe		
0520	23A								NOT USED
0540	24	4			923349.0758	Skruv	Screw		
0560	25	4			4752	Fjädrande bricka	Resilient washer		
0580	26	1			923120.0708	Relä,förvärmning	Relay,preheating		24V
0600	27	2			923349.0047	•Mutter	•Nut		M8
0620		2			920535.0003	•Mutter	•Nut		M5
0640	28	2			923107.0350	•Bricka	•Washer		
0660	29	1			921648.0002	Gummiskydd	Rubber protection		
0680	30	2			920770.0005	Skruv	Screw		
0700	31	1			923705.0166	Propp	Plug		
0720	32	1			923349.0762	Slang	Hose		SEE GR 30, PAGE 405
0740	33	2			923107.0418	Klamma	Clamp		
0760	34	1			923349.0768	Rör	Pipe		
0780	35	1			923349.0769	Rör	Pipe		
0800	36	1			923349.0786	Packningssats	Gasket kit		INCL. FIG 7,21,22
0820	37	1			923636.0048	Startelement	Cold starter element		
0840	38	2			923349.0787	Skruv	Screw		
0860	39	6			923349.0788	Skruv	Screw		
0880	40	16			923636.0049	Bussning	Bushing		
0900	41	16			923349.0789	Bricka	Washer		
0920	42	16			923349.0790	Bricka	Washer		
0940	43	8			923349.0791	Hylsa	Sleeve		
0960	44	1				Kabel	Cable		
0980	45	3			923109.0696	Klamma	Clamp		
1000	46	2			923107.0350	Bricka	Washer		
1020	47	2			923349.0047	Mutter	Nut		



Reservdelar - Spare parts
30
403

7720

7720	Utgåva Issue		Bild nr Picture No		Avgasrör med monterings- detaljer TWD731ME		Exhaust manifold and installation components TWD731ME		
	Pos. Fig.	Antal/Quantity			Art nr Part No	Benämning	Description	Sats Kit	Anmärkning Notes
0020	1	1			923636.0212	Grenrör	Manifold,ind.-exh.		ITEM 3-4
0040	2	1			923636.0213	Grenrör	Manifold,ind.-exh.		
0060	3	6			923107.0419	Tätningsring	Seal ring		
0080	4	6			923107.0648	Packning	Gasket		
0100	5	12			923349.0449	Pinnskruv	Stud		
0120	6	12			923259.0344	Distanshylsa	Spacer sleeve		
0140	7	12			923349.0052	Mutter	Nut		
0160	8	1			923107.0649	Hållare	Holder		
0180	9	1			921559.0001	Propp	Plug		
0200		1			923259.0736	Packningssats	Gasket kit		



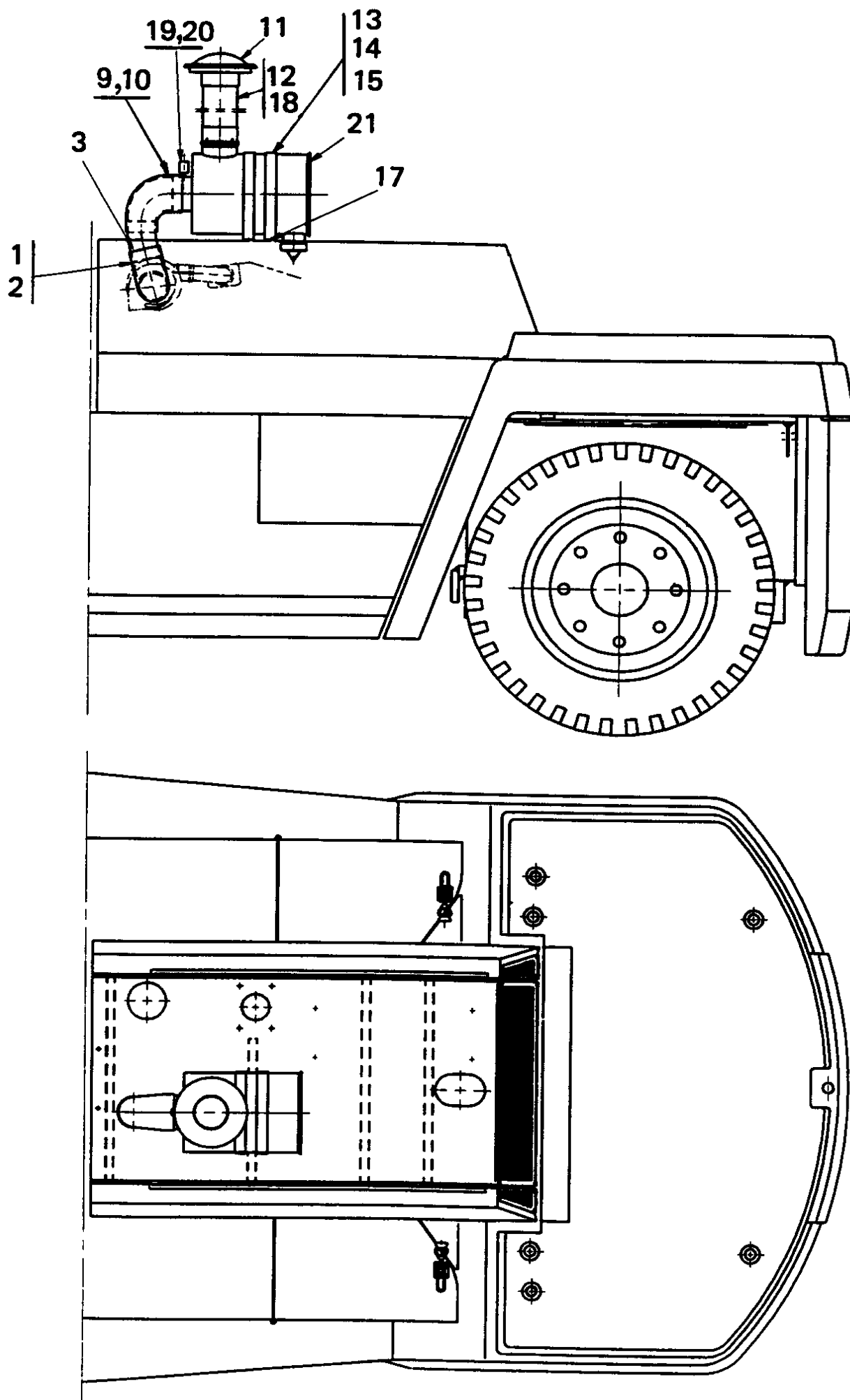
Reservdelar - Spare parts

30

405

7730

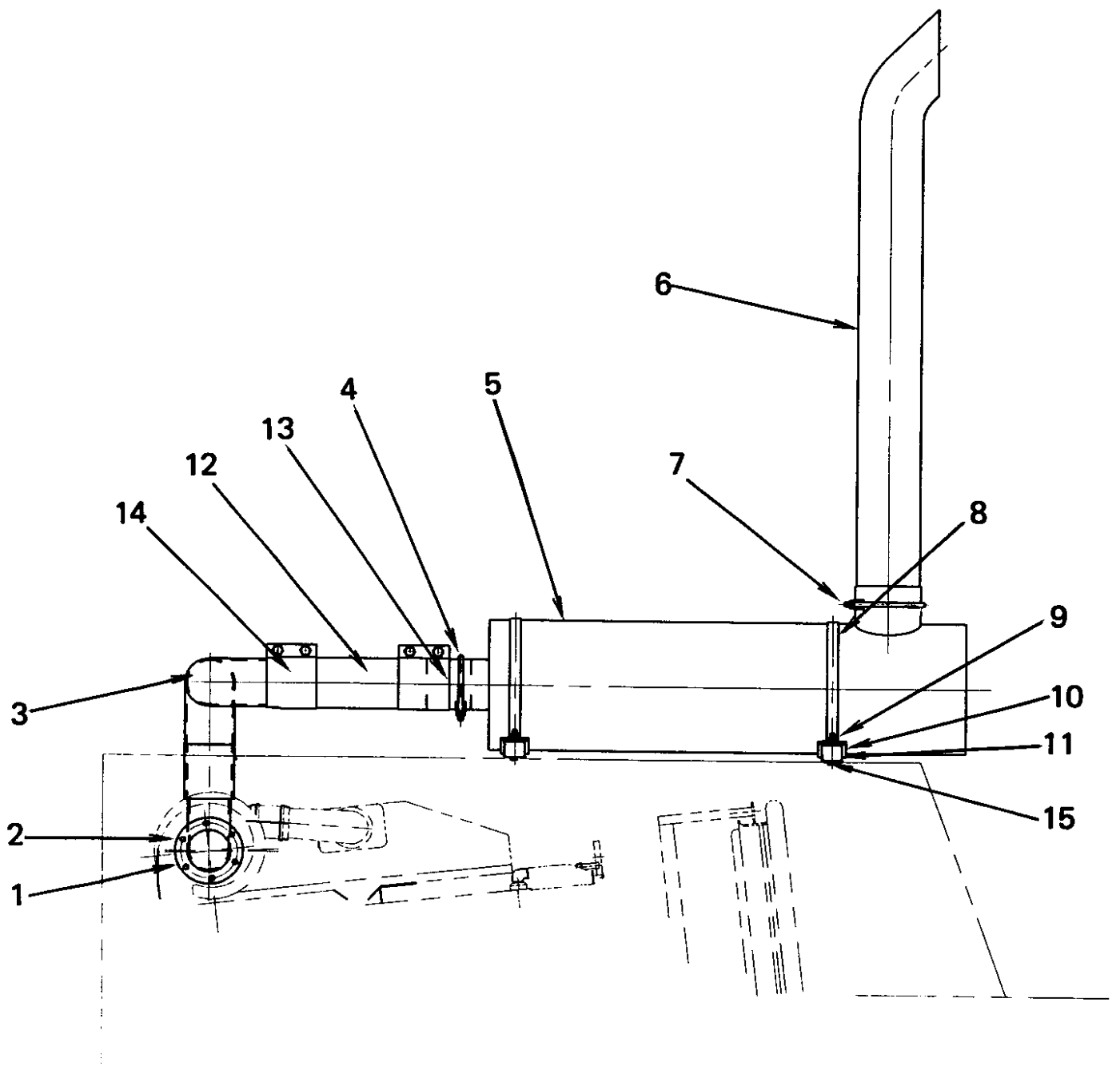
7730	Utgåva Issue		Bild nr Picture No		Turbokompressor med monteringsdetaljer		Turbo compressor and installation components		
	980615		20317		TWD731ME		TWD731ME		
	Pos. Fig.	Antal/Quantity			Art nr Part No	Benämning	Description	Sats Kit	Anmärkning Notes
0020	1	1			923110.0463	Turbokompressor	Turbo compressor		L=25MM L=30MM
0040		1			923259.0740	Packningssats	Gasket kit		
0060	2	1			921562.0001	Packning	Gasket		
0080	3	4			923349.0572	Pinnskruv	Stud		
0100	4	4			923349.0052	Mutter	Nut		
0120	5	4			923349.0681	Distanshylsa	Spacer sleeve		
0140	6	1			923349.0762	Slang	Hose		
0160	7	2			923349.0763	Slangklamma	Hose clamp		
0180	8	1			923349.0764	Tryckoljerör	Pressure oil pipe		
0200	9	1			923109.0141	Packning	Gasket		
0220	10	1			923107.0327	Skruv	Screw		
0240	11	1			923349.0450	Skruv	Screw		
0260	12	2			923636.0921	Klamma	Clamp		
0280	13	2			923107.0568	Skruv	Screw		
0300	14	1			923107.0441	Mutter	Nut		
0320	15	1			923636.0922	Skärring	Cone ring		
0340	16	1			923107.0646	Nippel	Nipple		
0360	17	1			923107.0647	Returoljerör	Oil return pipe		
0380	18	1			923109.0143	Packning	Gasket		
0400	19	2			923107.0327	Skruv	Screw		
0420	20	1			923107.0340	Tätningring	Seal ring		
0440	21	1			920982.0001	Fläns	Flange		
0460	22	1			920024.021	Packning	Gasket		
0480	23	6			923349.0638	Pinnskruv	Stud		
0500	24	3			920984.0001	Låsbleck	Securing plate		
0520	25	6			923152.0001	Mutter	Nut		



Reservdelar - Spare parts
30
407

7740

7740	Utgåva Issue		Bild nr Picture No		Luftrenarsystem TWD731ME A14680.0400		Air cleaning system TWD731ME A14680.0400		
	980615	21310							
	Pos. Fig.	Antal/Quantity			Art nr Part No	Benämning	Description	Sats Kit	Anmärkning Notes
0020					A14680.0400	Luftrenarsystem	Air cleaning system		DRAWING NO.
0040	1	2			3255	Slangklamma	Hose clamp		
0060	2	1			920897.0002	Gummiböj	Rubber bend		
0080	3	1			A14683.0400	Insugningsrör	Induction pipe		
0100	4								NOT USED
0120	5								
0140	6								
0160	7								
0180	8								NOT USED
0200	9	1			922631.0005	Reducering	Reducing		
0220	10	2			3255	Slangklamma	Hose clamp		
0240	11	1			920969.0013	Huv	Cap		
0260	12	1			A02226.0100	Insugningsrör	Induction pipe		NOT USED
0280	13	2			923502.0002	Spännband	Strap		
0300	14	4			922357.0015	Skruv	Screw		
0320	15	4			920076.003	Låsmutter	Lock nut		
0340	16								
0360	17	4			922357.0015	Skruv	Screw		
0380	18	1			920952.0010	Slangklamma	Hose clamp		
0400	19	1			5569	Nippel	Nipple		
0420	20	1			923308.0001	Vacuummeter			
0600	21	1			920969.0012	Luftfilter	Air filter		
0620		1			923468.0054	•Filterinsats	•Filter insert		
0640		1			923110.0142	•Säkerhetsfilter	•Safety filter		



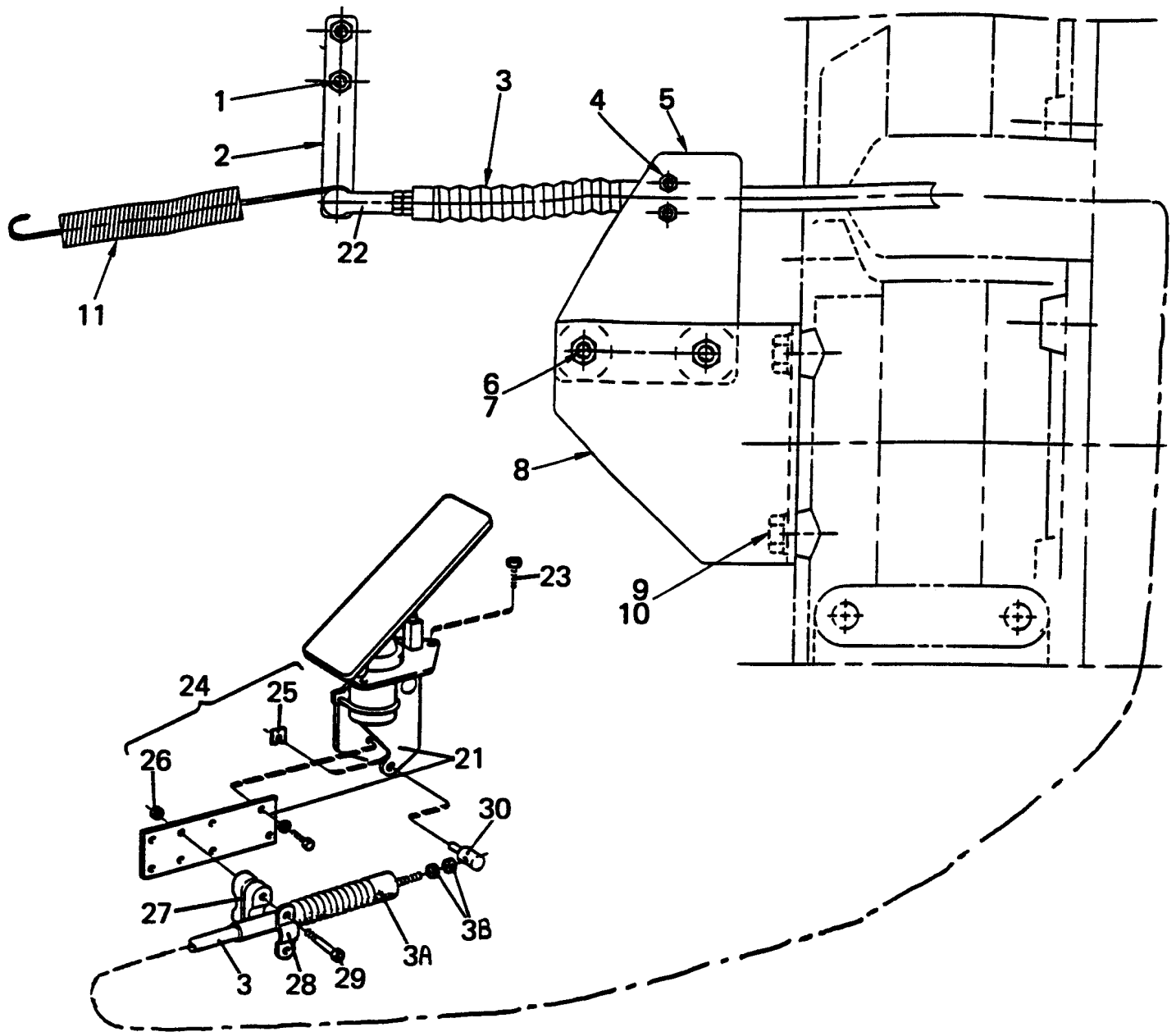
Reservdelar - Spare parts

30

409

7750

Utgåva Issue	Bild nr Picture No	Avgassystem TWD731ME A14681.0200		Exhaust system TWD731ME A14681.0200				
980615	20873							
Pos. Fig.	Antal/Quantity			Art nr Part No	Benämning	Description	Sats Kit	Anmärkning Notes
1	1			A14681.0200	Avgassystem	Exhaust system		DRWG. NO.
2	12			920024.021	Tätning	Seal		
3	1			923152.0001	Mutter	Nut		
4	1			A14682.0200	Avgasrör	Exhaust pipe		
5	1			923096.0003	Klamma	Clamp		
6	1			921079.0018	Ljuddämpare	Silencer		
7	1			A11290.0100	Slutrör	End pipe		
8	2			922136.0004	Klamma	Clamp		
9	4			A11288.0200	Spännband	Strap		
10	2			3052	Mutter	Nut		
11	4			455457.0100	Fäste	Bracket		
12	1			A06361.0300	Distans	Spacer		
13	1			920995.0013	Metallslang	Metal hose		
14	2			A00573.0100	Rör	Pipe		
15	4			923373.0001	Klammer	Clamp		
				3080	Skruv	Screw		



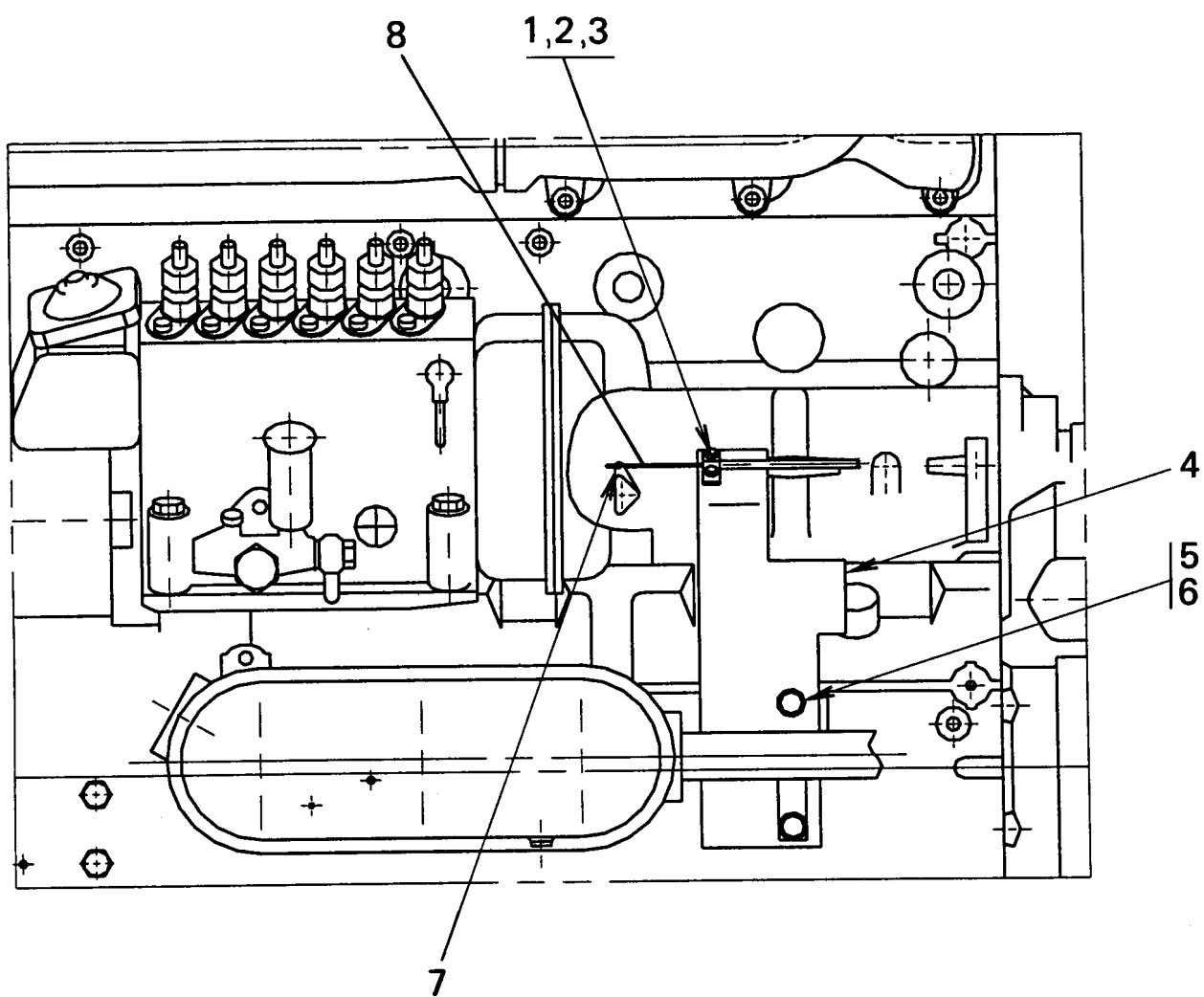
Reservdelar - Spare parts

30

411

7760

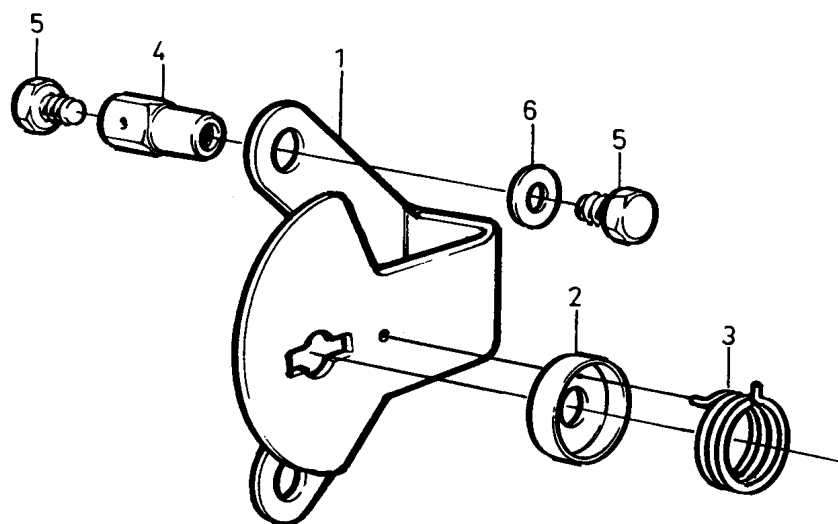
7760	Utgåva Issue		Bild nr Picture No		Gaspådrag mek. TWD731ME		Mechanical foot throttle TWD731ME, A11961.0500		
	980615		20394		A11961.0500				
	Pos. Fig.	Antal/Quantity			Art nr Part No	Benämning	Description	Sats Kit	Anmärkning Notes
0010					A11961.0400				RITNING/DRAWING
0015					354806.0100				RITNING/DRAWING
0016					354806.0300				RITNING/DRAWING
0020	1	2			3062	Skruv	Screw		
0040	2	1			A11958.0100	Hävarm	Lever		
0060	3	1			922442.0012	Reglagekabel	Control cable		L=2750
0061		1			922442.0032	Reglagekabel	Control cable		L=3100
0062		1			922442.0039	Reglagekabel	Control cable		L=3300
0065	3A	2			922429.0001	•Gummibälg	•Rubber bellows		
0070	3B	4			3051	•Mutter	•Nut		
0080	4	1			922133.0003	Wirelås	Wire lock		
0100	5	1			A25209.0300	Fäste	Bracket		
0120	6	4			920076.003	Låsmutter	Lock nut		
0140	7	2			923379.0001	Gummidämpare	Rubber cushion		
0160	8	1			A11960.0200	Fäste	Bracket		
0180	9	2			920042.003	Skruv	Screw		
0200	10	2			98150	Bricka	Washer		
0240									
0260									
0420	21	1			922463.0001	Gaspedal	Foot throttle		
0440	22	1			90202	Kullänk	Ball link		
0460	23	3			3065	Skruv	Screw		
0465		3			98151	Bricka	Washer		
0480	24	1			922463.0003	Monteringssats	Mounting kit		
0500	25	1				•Låsbleck	•Securing plate	S	
0520	26	2				•Mutter	•Nut	S	
0540	27	1				•Klamma	•Clamp	S	
0560	28	1				•Bygel	•Yoke	S	
0580	29	2				•Skruv	•Screw	S	
0600	30	1				•Tapp	•Pin	S	



Reservdelar - Spare parts
30
413

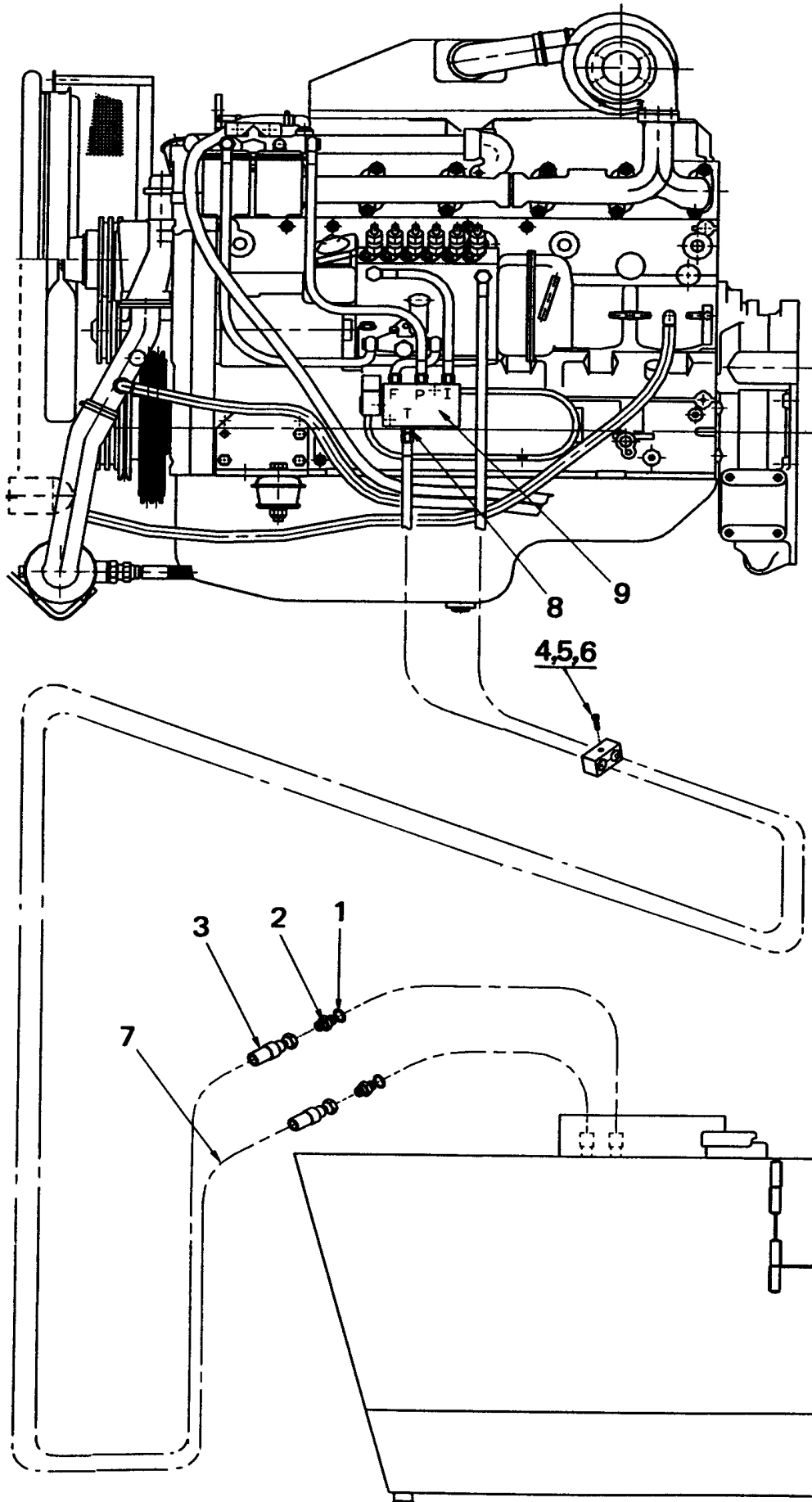
7780

7780	Utgåva Issue		Bild nr Picture No		Stoppreglage mekaniskt TWD731ME, A24686.0200		Engine shut down, mechanical TWD731ME, A24686.0200		
	980615		23460						
0010 0020 0040 0060 0080 0100 0120 0140 0160	Pos. Fig.	Antal/Quantity			Art nr Part No	Benämning	Description	Sats Kit	Anmärkning Notes
					A24686.0200				RITNING/DRAWING



Reservdelar - Spare parts

7790	Utgåva Issue		Bild nr Picture No		Mekaniskt stoppreglage TWD731ME		Mechanical stop device TWD731ME				
	980615		23443								
	Pos. Fig.	Antal/Quantity			Art nr Part No	Benämning	Description		Sats Kit		Anmärkning Notes
0020	1	1			923120.0806	Arm	Arm				
0040	2	1			923349.0216	Kåpa	Cover				
0060	3	1			923349.0215	Fjäder	Spring				
0080	4	1			923354.0001	Hållare	Holder				
0100	5	2			3057	Skruv	Screw				
0120	6	1			2868	Bricka	Washer				



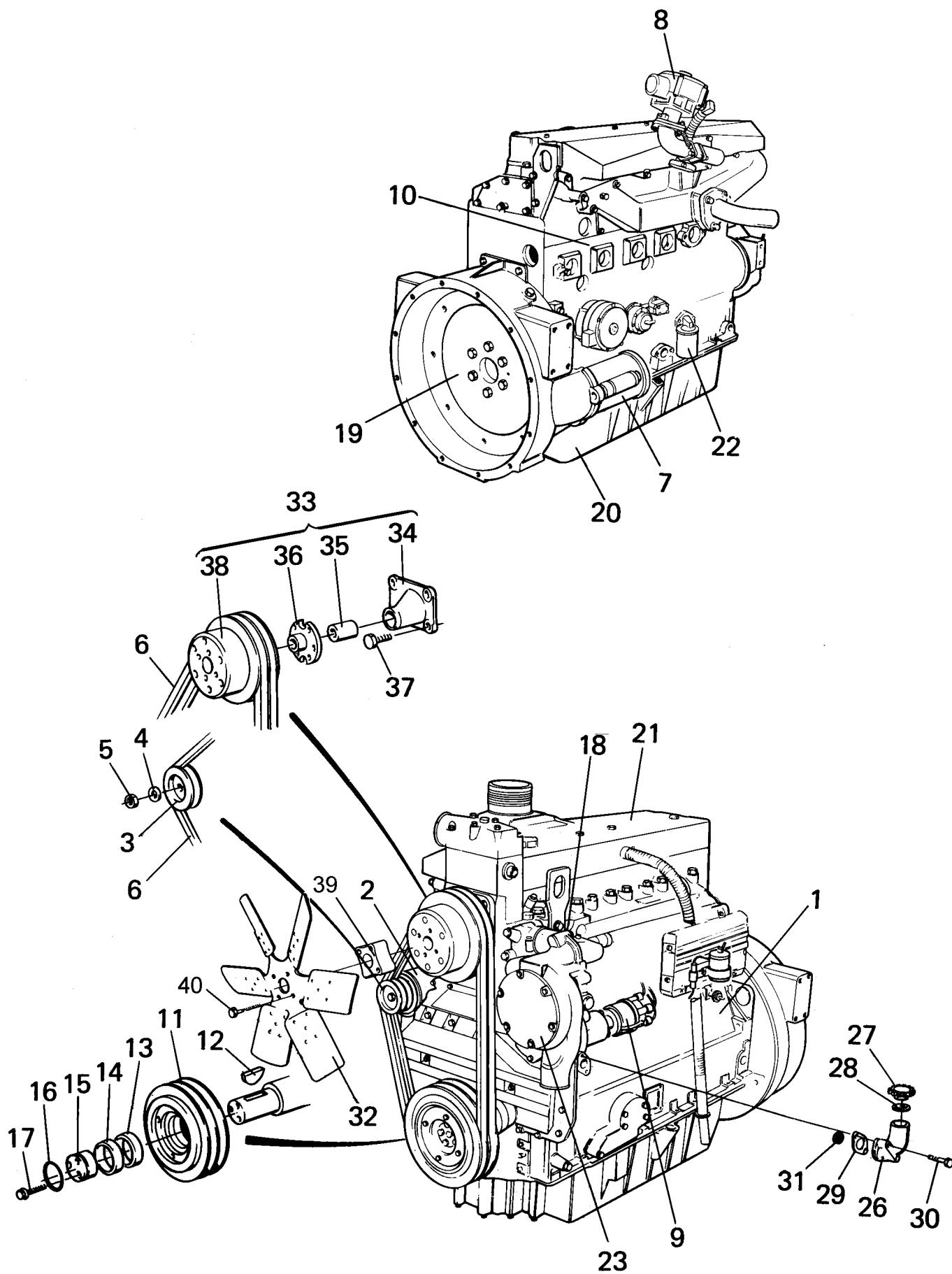
Reservdelar - Spare parts

30

417

7900

7900	Utgåva Issue		Bild nr Picture No		Montering bränsle- avstängningsventil A22842.0600		Mounting fuel cut-off valve A22842.0600		
	Pos. Fig.	Antal/Quantity			Art nr Part No	Benämning	Description	Sats Kit	Anmärkning Notes
0020					A22842.0600	Avstängningsventil	Cut-off valve		DRAWING NO.
0040	1	2			5935	Tredoring	Tredoring		
0060	2	2			3472	Adapter	Adapter		
0080	3	1			A27186.0100	Bränsleslang	Fuel hose		
0100	4	1			920098.025	Bricka	Washer		
0120	5	1			352670.0400	Överfall	Cap		
0140	6	1			920074.105	Skruv	Screw		
0160	7	1			A27187.0100	Bränsleslang	Fuel hose		
0180	8	1			921979.0006	Nippel	Nipple		
0200	9	1			923785.0001	Avstängningsventil	Cut-off valve		
0220		1			923110.0556	•Stoppmagnet	•Stop solenoid		

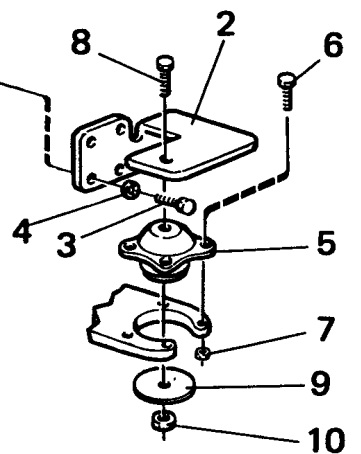
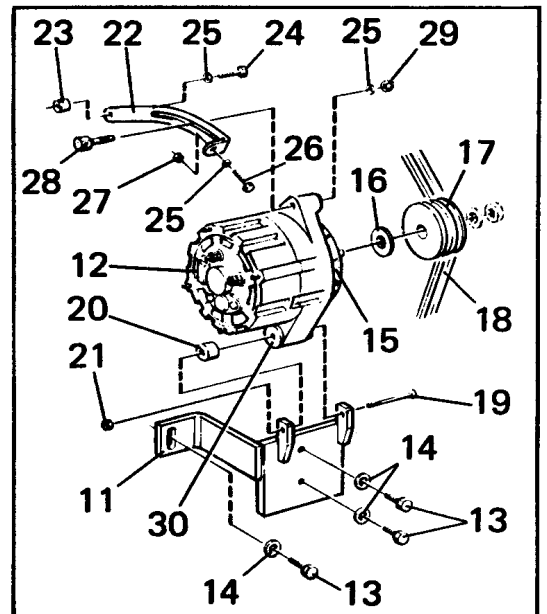
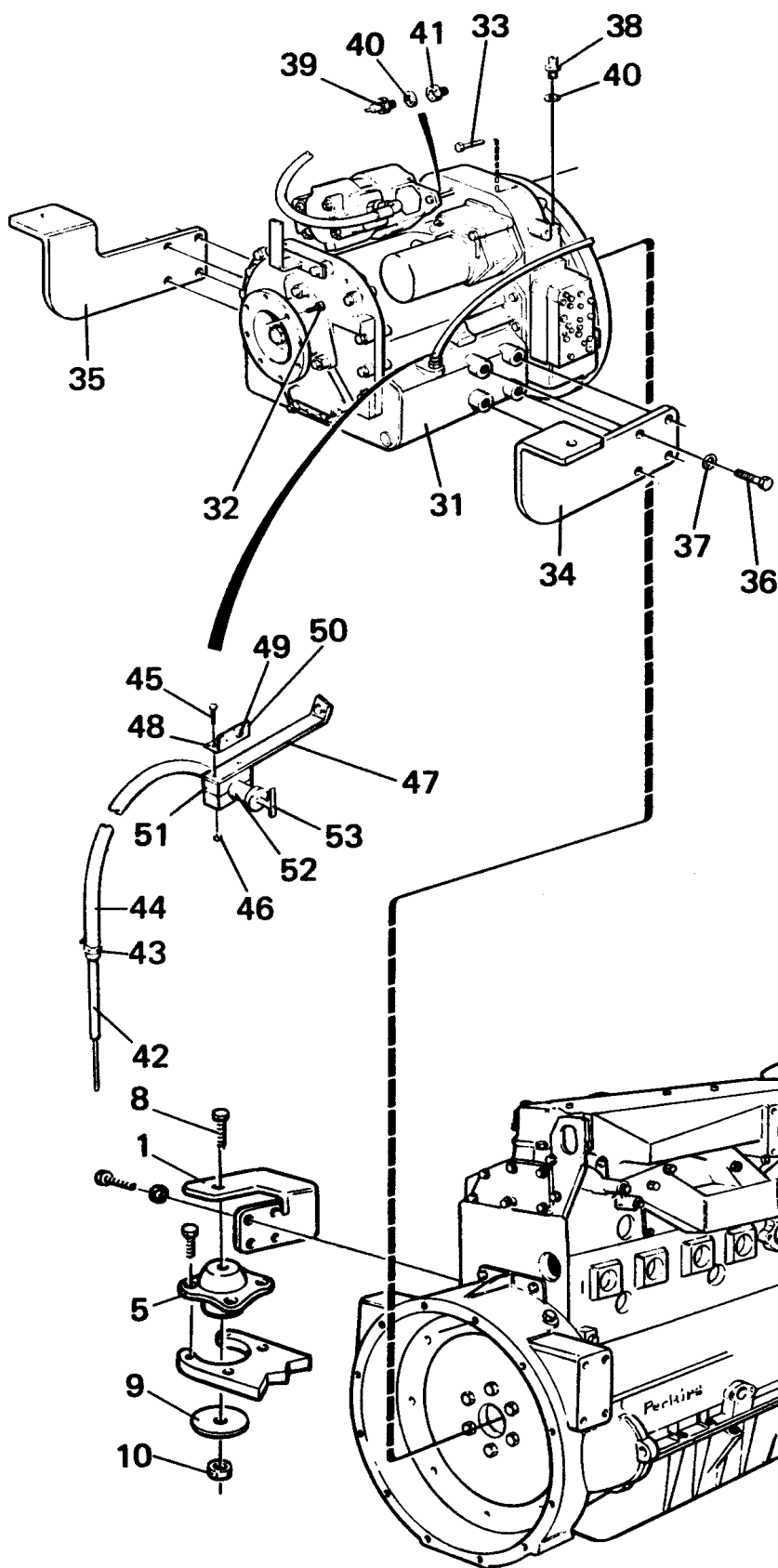


Reservdelar - Spare parts

30

419

8000	Utgåva Issue		Bild nr Picture No		Motorpaket,LPG Perkins 1006.6 920117.037		Engine assembly,LPG Perkins 1006.6 920117.037		
	Pos. Fig.	Antal/Quantity			Art nr Part No	Benämning	Description	Sats Kit	Anmärkning Notes
0020		-			459143.0400				DRAWING NO.
0040	1	1			920117.037	Motor	Engine		KPL PERKINS 1006.6
0041									LPG
0060	2	1			921066.0006	Växelströmgenerator	Alternator		SEE GR 20, PAGE 77
0080	3	1			A13625.0100	Remskiva	Pulley		
0100	4	1			98154	Bricka	Washer		INCL. IN ALTERNATOR
0120	5	1			920068.001	Mutter	Nut		INCL. IN ALTERNATOR
0140	6	1			923726.0123	Kilremssats	V-belt kit		
0160		2			921496.0019	•Kilrem	•V-belt		
0180	7	1			922318.0002	Startmotor	Starter motor		SEE GR 20, PAGE 75
0200	8					Gasolutrustning kpl.	Lpg-equipment ass.		SEE GR 30, PAGE 441
0220	9					Tändningssystem	Ignition system		SEE GR 20, PAGE 79
0240	10					Cylinderblock	Cylinder block		SEE GR 30, PAGE 449
0260	11	1			923458.0615	Remskiva	Pulley		
0280	12	1			922176.0008	Kil	Key		
0300	13	1			923458.0356	Distans	Spacer		
0320	14	1			922865.0002	Ring	Ring		
0340	15	1			921251.0009	Tryckbricka	Thrust washer		
0360	16	1			922865.0003	Ring	Ring		
0380	17	3			922087.0034	Skruv	Screw		
0400	18					Cylindertopp	Cylinder top		SEE GR 30, PAGE 453
0420	19					Svänghjul	Flywheel		SEE GR 30, PAGE 461
0440	20					Oljesump	Oilsump		SEE GR 30, PAGE 463
0460	21					Kåpa	Cover		SEE GR 30, PAGE 465
0480	22					Oljefilter	Oil filter		SEE GR 30, PAGE 467
0500	23					Vattenpump	Water pump		SEE GR 30, PAGE 469
0520	24								NOT USED
0540	25								NOT USED
0560	26	1			923458.0566	Påfyllning,olja	Oil fill up		
0580	27	1			923726.0113	Lock	Cover		
0600	28	1			923458.0412	Packning	Gasket		
0620	29	1			923458.0567	Packning	Gasket		
0640	30	2			923458.0361	Skruv	Screw		
0660	31	1			923458.0568	Sil	Strainer		
0680	32	1			923458.0364	Fläkt	Fan		STD,SUGANDE/SUCKING
0690		1			920123.014	Fläkt	Fan		TRYCKANDE/PUSHING
0700	33	1			923458.0331	Hus	Housing		KPL
0720	34	1				•Hus	•Housing		SEE FIG. 33
0740	35	1				•Axel	•Shaft		SEE FIG. 33
0760	36	1				•Nav	•Hub		SEE FIG. 33
0780	37	4			923458.0192	Skruv	Screw		
0800	38	1			923458.0332	Remskiva	Pulley		
0820	39	1			920841.0002	Distans	Spacer		
0840	40	4			923458.0258	Skruv	Screw		

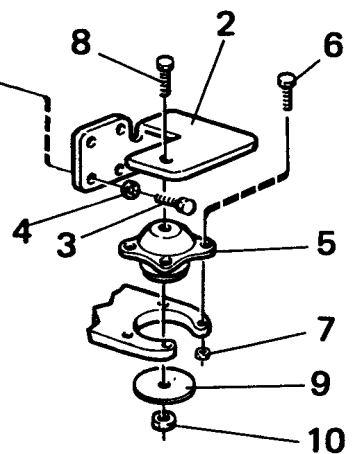
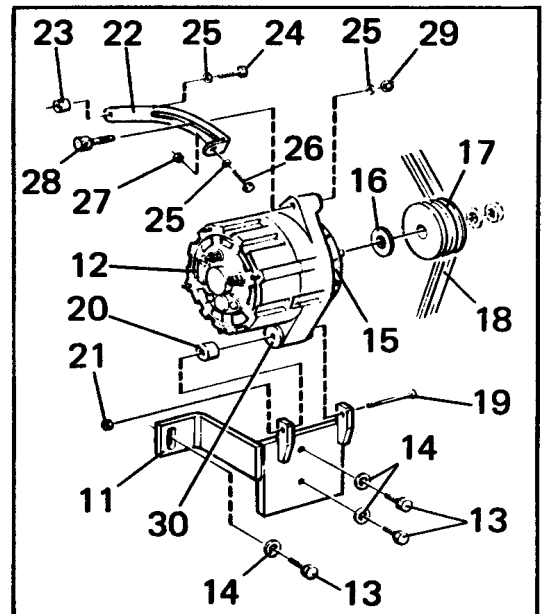
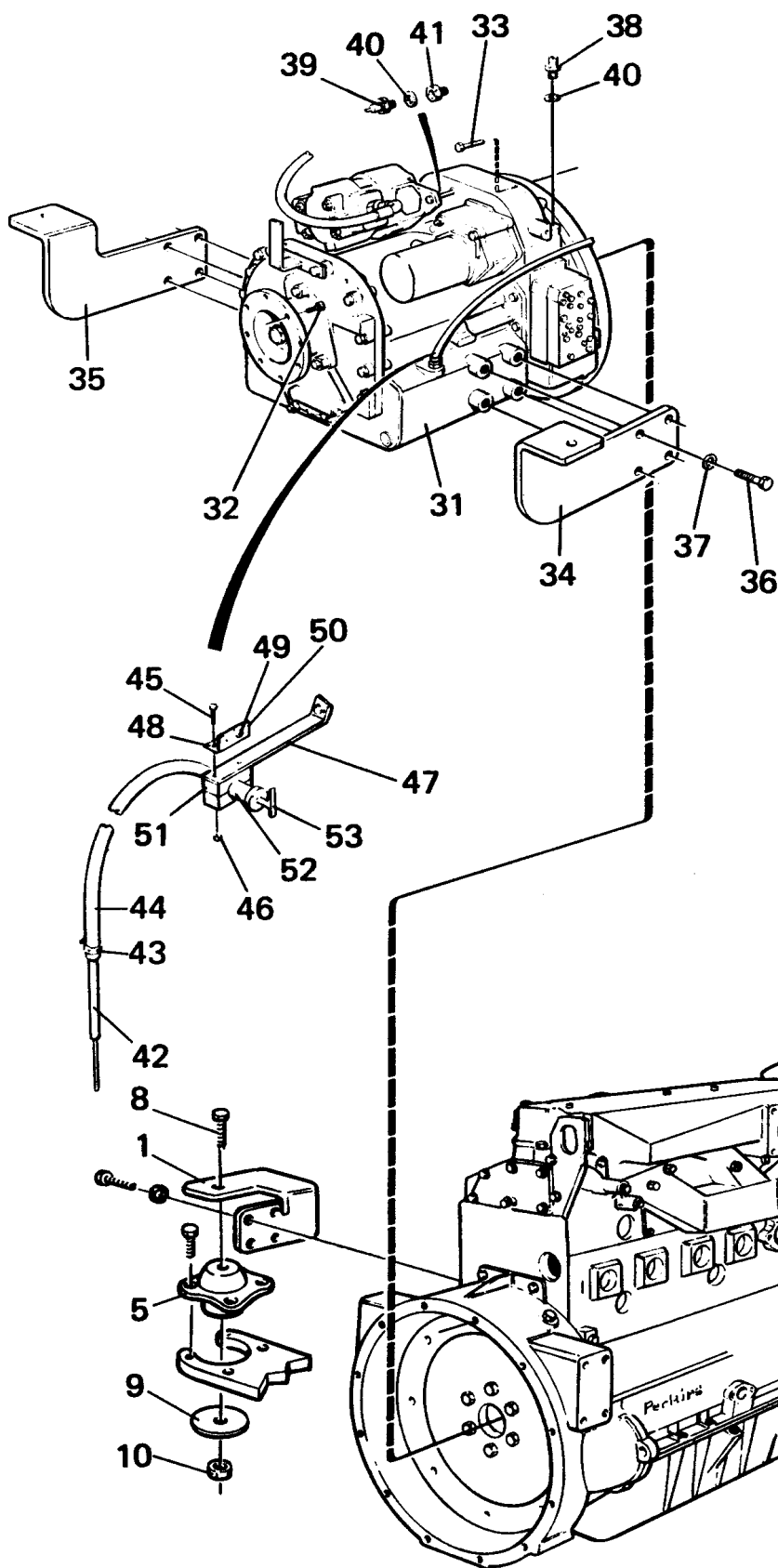


Reservdelar - Spare parts

30

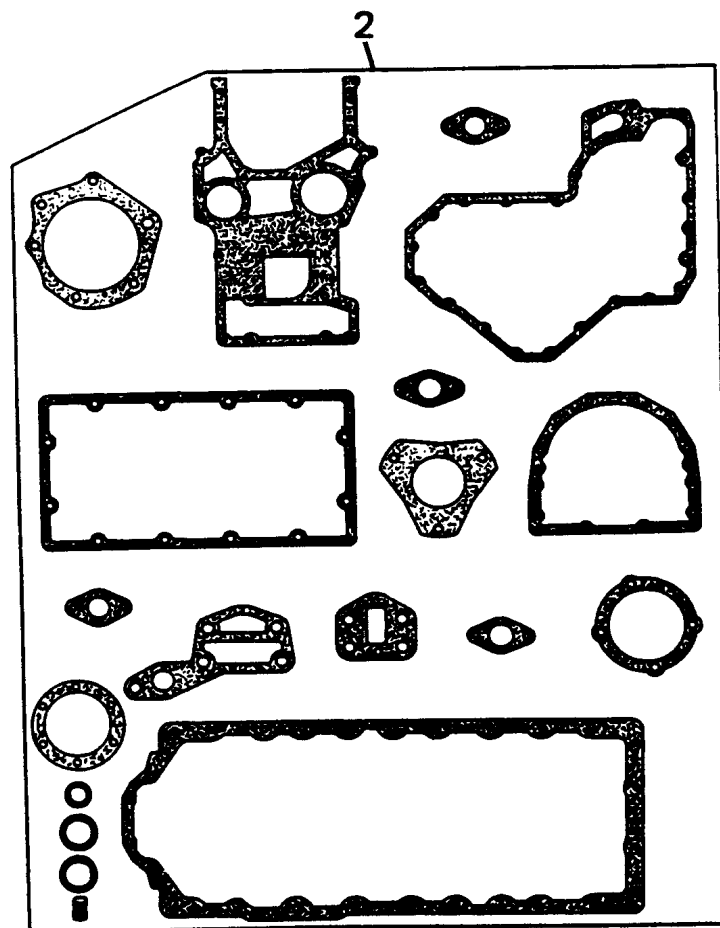
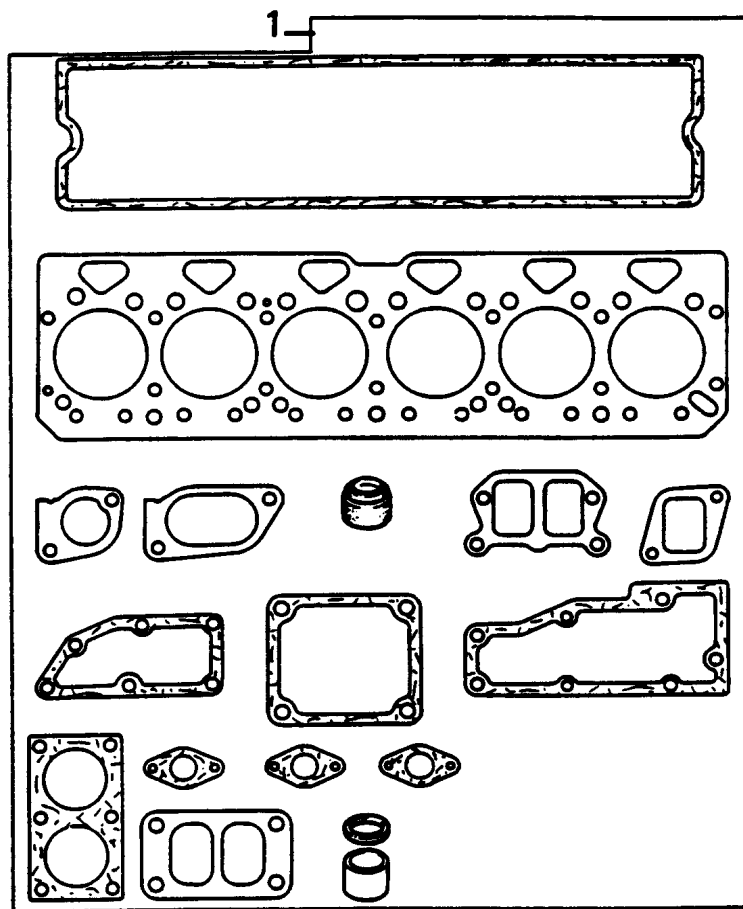
421

8010	Utgåva Issue		Bild nr Picture No		Motor och växellådsfästen generatorhylla Perkins 1006.6, LPG		Engine/gear box mounting alternator shelf Perkins 1006.6, LPG		
	Pos. Fig.	Antal/Quantity			Art nr Part No	Benämning	Description	Sats Kit	Anmärkning Notes
0020		-			453698.0500				DRAWING NO.
0040		-			A13171.0100				DRAWING NO.
0060		-			920117.037	Motor	Engine		
0080	1	1			A02391.0300	Motorfäste	Engine mounting		H
0100	2	1			A02477.0100	Motorfäste	Engine mounting		V
0120	3	8			920042.070	Skruv	Screw		
0140	4	8			98154	Bricka	Washer		
0160	5	4			920734.0001	Dämpare	Pad		
0180	6	16			922357.0031	Skruv	Screw		
0200	7	16			922030.0003	Mutter	Nut		
0220	8	4			920042.080	Skruv	Screw		
0240	9	4			98154	Bricka	Washer		
0260	10	4			920076.007	Mutter	Nut		
0280	11	1			A05491.0100	Fäste	Bracket		
0300	12	1			921066.0006	Växelströmsgenerator	Alternator		SEE GR 20, PAGE 77
0320	13	3			920042.005	Skruv	Screw		
0340	14	3			98150	Bricka	Washer		
0360	15	1			922226.0004	Fläktjul	Impeller		
0380	16	1			98154	Bricka	Washer		
0400	17	1			A13625.0100	Remskiva	Pulley		STD
0420		1			920028.005	Remskiva	Pulley		AIR CONDITIONING
0440	18	2			921496.0019	Kilrem	V-belt		
0460	19	1			920043.165	Skruv	Screw		
0480	20	1			920913.0014	Distans	Spacer		
0500	21	1			920076.003	Låsmutter	Lock nut		
0520	22	1			A03351.0100	Spännjärn	Tensioner arm		
0540	23	1			A10676.0100	Hylsa	Sleeve		
0560	24	1			920074.105	Skruv	Screw		
0580	25	3			920098.025	Bricka	Washer		
0600	26	1			920099.003	Skruv	Screw		
0620	27	1			3052	Mutter	Nut		
0640	28	1			A03352.0100	Hylsa	Sleeve		STD
0660		1			424276.0100	Hylsa	Sleeve		AIR CONDITIONING
0680	29	1			920076.003	Låsmutter	Lock nut		
0700	30	1			422903.0200	Bussning	Bushing		
0720	31	1			922297.0051	Växellåda	Gear box		SEE GR 40, PAGE 23
0740		1			922297.0050	Växellåda	Gear box		SEE GR 40, PAGE 71
0760	32	8			921161.0002	Skruv	Screw		
0780	33	11			3090	Skruv	Screw		
0800	34	1			256026.0200	Fäste	Bracket		
0820	35	1			256026.0100	Fäste	Bracket		
0840	36	8			2722	Skruv	Screw		
0860	37	8			920466.001	Bricka	Washer		
0880	38	1			920596.0004	Givare	Sensor		TOM V-LÅDA/UP TO GEAR BOX NO. -961631
0900									FROM V-LÅDA/FROM GEAR BOX NO. 961632-
0920		1			920596.0039	Givare	Sensor		
0940									
0960	39	1			920822.0001	Temp.givare	Sensor,temperature		
0980	40	2			5933	Tredoring	Tredoring		
1000	41	1			421382.0100	Reducering	Reducing		
1020	42	1			456705.0100	Rör	Pipe		
1040	43	1			3246	Klammer	Clamp		
1060	44	ERF			920899.0001	Slang	Hose		L=850
1080	45	2			3067	Skruv	Screw		
1100	46	2			3051	Mutter	Nut		
1120	47	1			A30088.0100	Fäste	Bracket		
1140	48	1			455950.0100	Fäste	Bracket		
1160	49	1			455949.0100	Skylt	Sign		
1180	50	2			920926.0001	Popnit	Rivet		
1200	51	2			3551	Klamma	Clamp		
1220	52	1			456706.0100	Rör	Pipe		



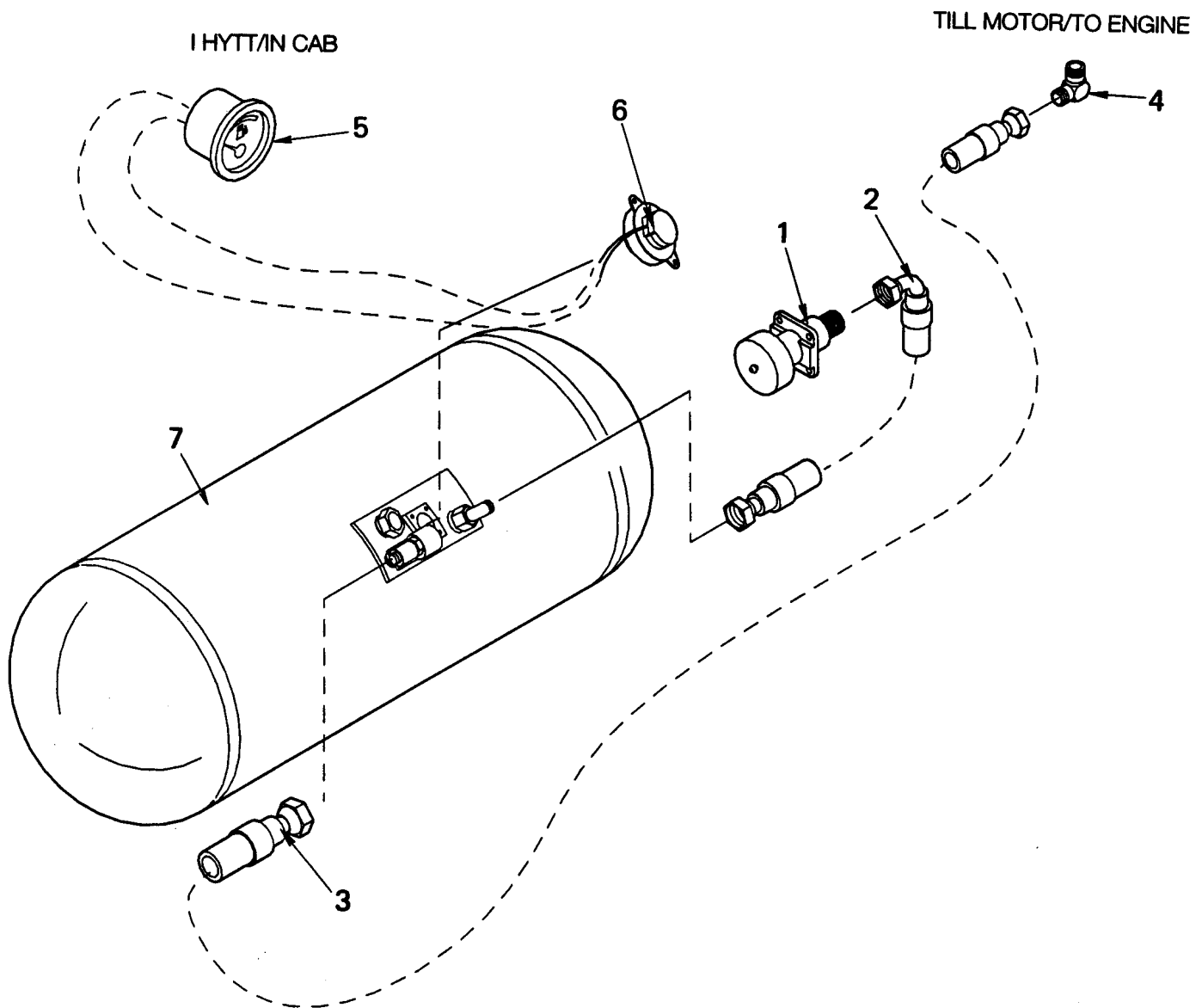
Reservdelar - Spare parts

8010	Utgåva Issue		Bild nr Picture No		Motor och växellådsfästen generatorhylla Perkins 1006.6, LPG		Engine/gear box mounting alternator shelf Perkins 1006.6, LPG		
	980615		23473						
	Pos. Fig.	Antal/Quantity			Art nr Part No	Benämning	Description	Sats Kit	Anmärkning Notes
1240	53	1			356711.0100	Nivåsticka	Dipstick		



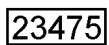
Reservdelar - Spare parts
30
425

8020	Utgåva Issue		Bild nr Picture No		Motor,Packningssatser Perkins 1006.6, LPG 920117.037		Engine,Gasket kits Perkins 1006.6, LPG 920117.037	
	980615		15315					
Pos. Fig.	Antal/Quantity			Art nr Part No	Benämning	Description	Sats Kit	Anmärkning Notes
0020	1	1		923458.0384	Packningssats	Gasket kit		19)
0040	2	1		923458.0385	Packningssats	Gasket kit		20)

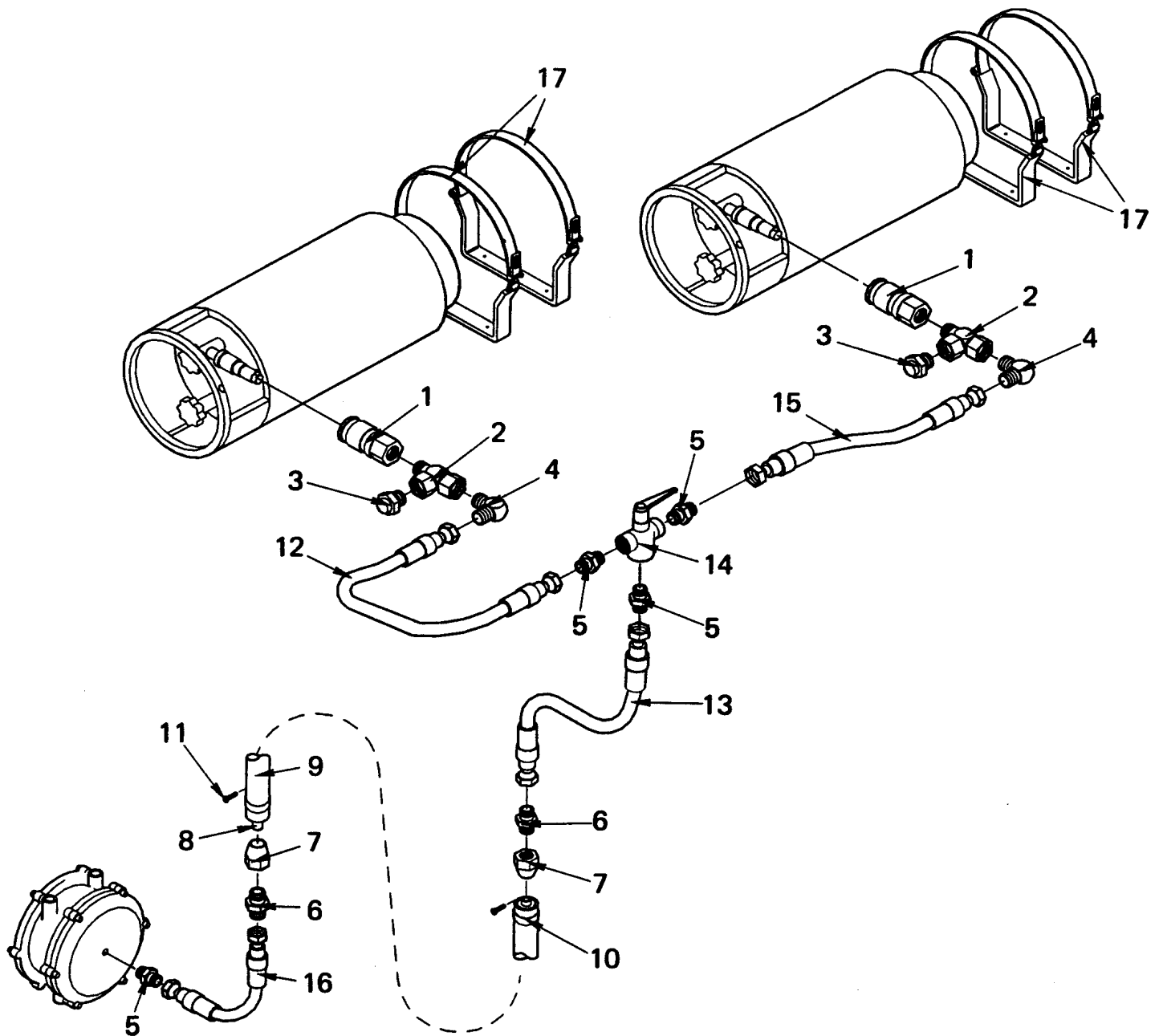


Reservdelar - Spare parts
30
427

8030	Utgåva Issue		Bild nr Picture No		Montering LPG utrustning enkeltank,A23654.0100, 920117.037		Mounting LPG equipment single tank,A23654.0100 920117.037	
	980615		23474					
Pos. Fig.	Antal/Quantity			Art nr Part No	Benämning	Description	Sats Kit	Anmärkning Notes
0010		-		A23654.0100	Monteringssats	Mounting kit		DRAWING NO.
0020	1	1		923346.0001	Ventil	Valve		
0040	2	1		923340.0002	Slang	Hose		
0060	3	1		922020.0003	Slang	Hose		
0080	4	1		923300.0010	Nippel	Nipple		
0100	5	1		5434	Bränslemätare	Fuel gauge		
0120	6	1		923505.0004	Givare,bränslemätare	Sensor,fuel gauge		
0140	7				Tank	Tank		SEE GR 30, PAGE 433



Utgåva Issue	Bild nr Picture No	Montering gasolutrustning dubbeltank,A23654.0200 920117.037				Mounting LPG equipment double tank,A23654.0200 920117.037			
980615	23475								
Pos. Fig.	Antal/Quantity			Art nr Part No	Benämning	Description	Sats Kit	Anmärkning Notes	
	-			A23654.0200	Monteringssats	Mounting kit		DRAWING NO.	
1	1			923346.0001	Ventil	Valve			
2	1			923340.0002	Slang	Hose			
3	1			922020.0002	Slang	Hose			
4	1			922017.0001	Adapter	Adapter			
5	1			923345.0002	Backventil	Check valve			
6	1			922017.0001	Adapter	Adapter			
7	1			923505.0004	Givare,bränslemätare	Sensor,fuel gauge			
8	1			922020.0001	Slang	Hose			
9	1			922020.0001	Slang	Hose			
10	1			923300.0010	Nippel	Nipple			
11	1			923300.0013	Nippel	Nipple			
12	1			923340.0002	Slang	Hose			
13	1			923346.0001	Ventil	Valve			
14	1			922020.0002	Slang	Hose			
15	1			923505.0004	Givare,bränslemätare	Sensor,fuel gauge			
16	1			922017.0001	Adapter	Adapter			
17	1			923345.0002	Backventil	Check valve			
18	1			922017.0001	Adapter	Adapter			
19	1			922020.0002	Slang	Hose			
20					Tank	Tank		SEE GR 30, PAGE 435 SEE GR 30, PAGE 437 SEE GR 30, PAGE 439	



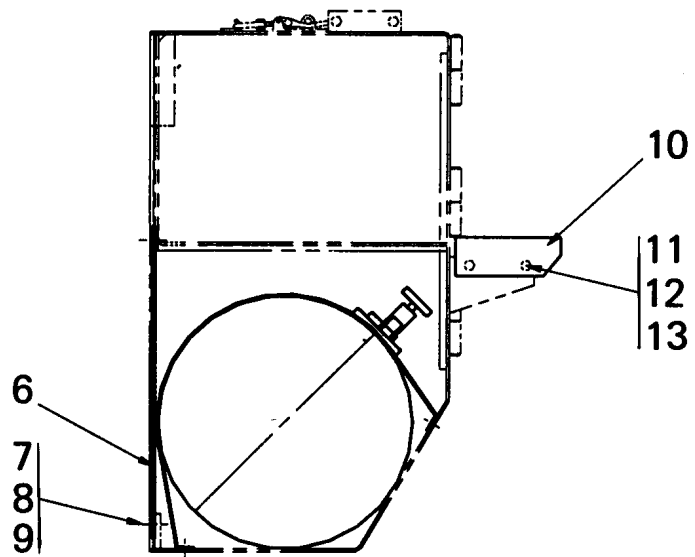
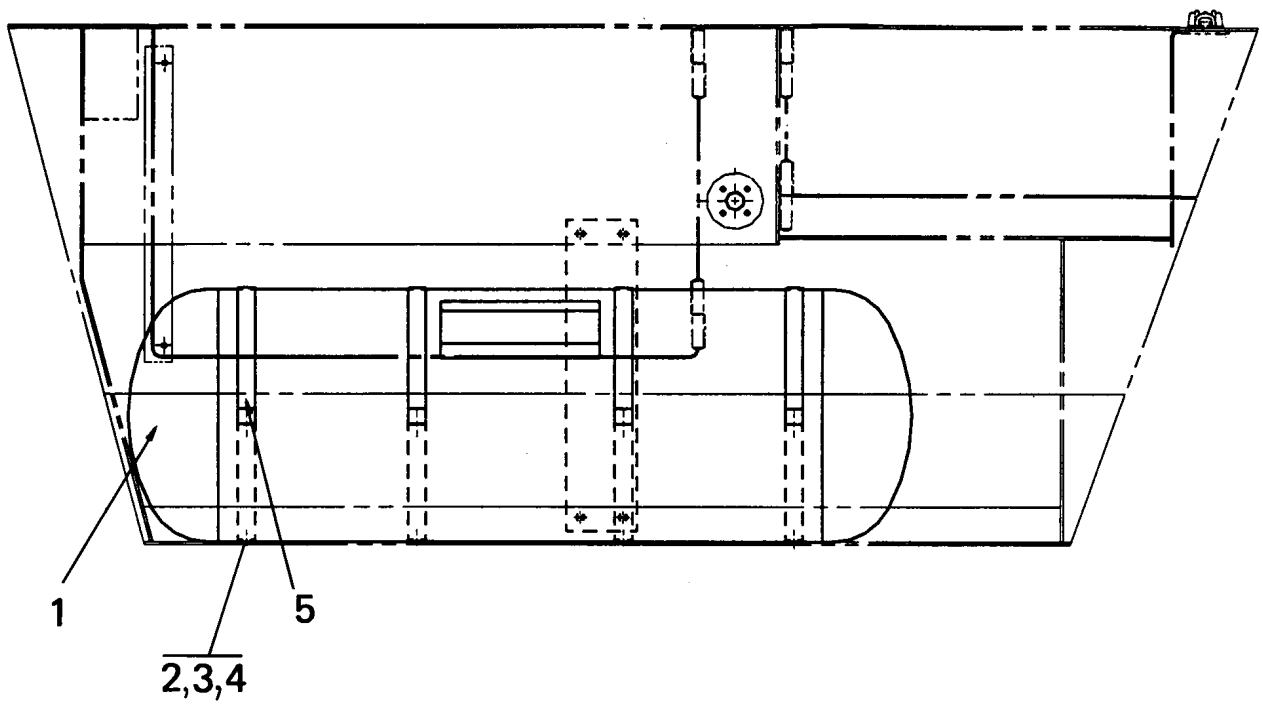
Reservdelar - Spare parts

30

431

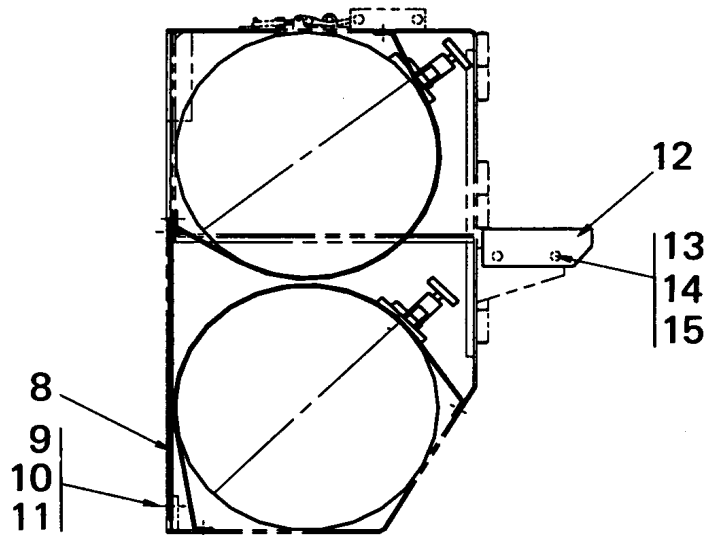
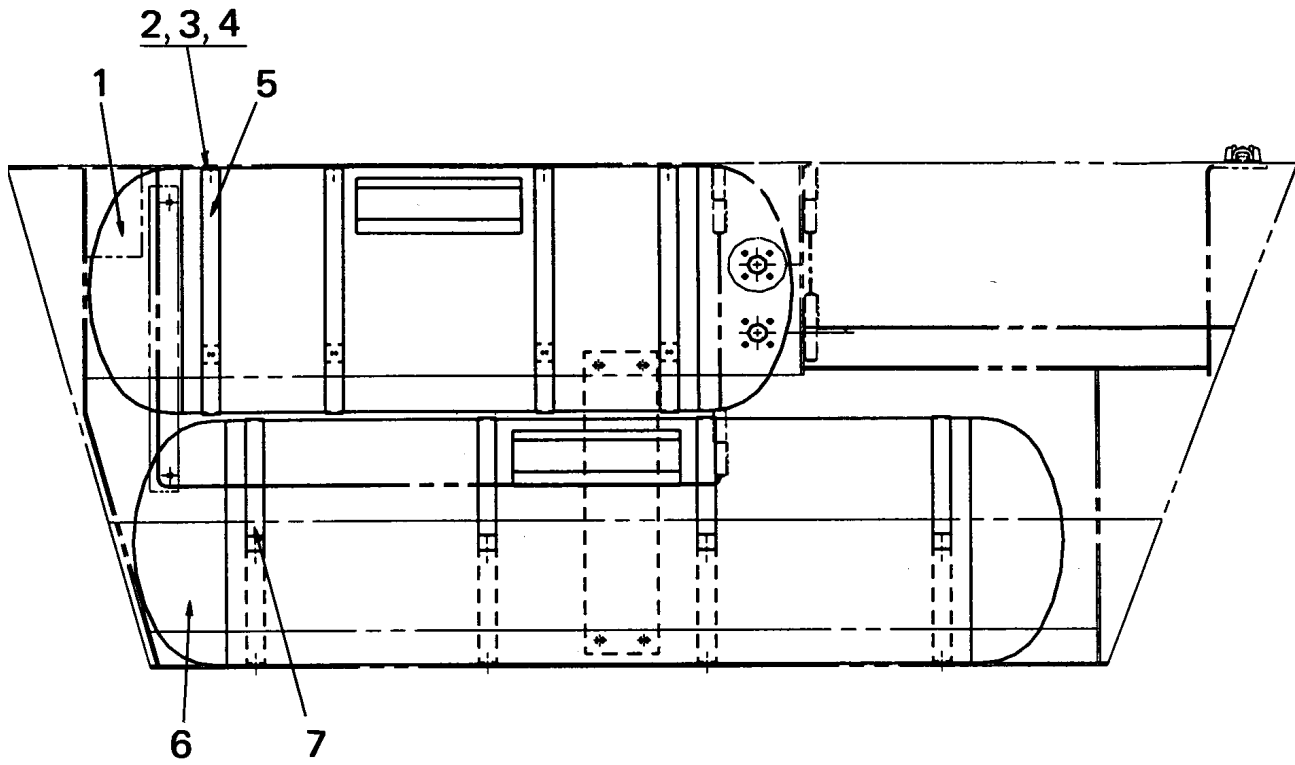
8045

Utgåva Issue		Bild nr Picture No		Montering gasolutrustning dubbeltank,A26063.0100 920117.037		Mounting LPG equipment double tank,A26063.0100 920117.037		
Pos. Fig.	Antal/Quantity			Art nr Part No	Benämning	Description	Sats Kit	Anmärkning Notes
	-			A26063.0100	Monteringssats	Mounting kit		DRAWING NO.
1	2			921990.0001	Snabbkoppling	Quick coupling		
2	2			921991.0001	Nippel	Nipple		
3	2			921935.0001	Överströmningsventil	Over flow valve		
4	2			923300.0010	Nippel	Nipple		
5	4			923300.0010	Nippel	Nipple		
6	2			922018.0001	Nippel	Nipple		
7	2			921934.0001	Mutter	Nut		
8	3			920116.006	Kopparrör	Copper pipe		
9	3			920994.0002	Slang	Hose		
10	6			920739.0003	Slangklamma	Hose clamp		
11	6			3062	Skruv	Screw		
12	1			922020.0002	Slang	Hose		
13	1			922020.0001	Slang	Hose		
14	1			921780.0011	Kulventil	Ball valve		
15	1			922020.0002	Slang	Hose		
16	1			922020.0001	Slang	Hose		
17	2			923764.0334	Fäste	Bracket		



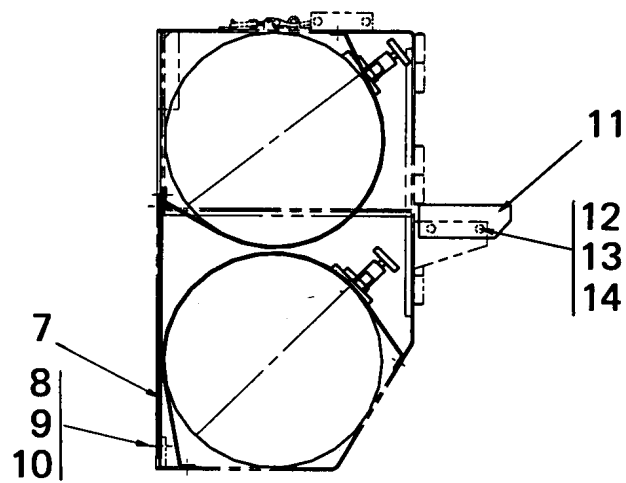
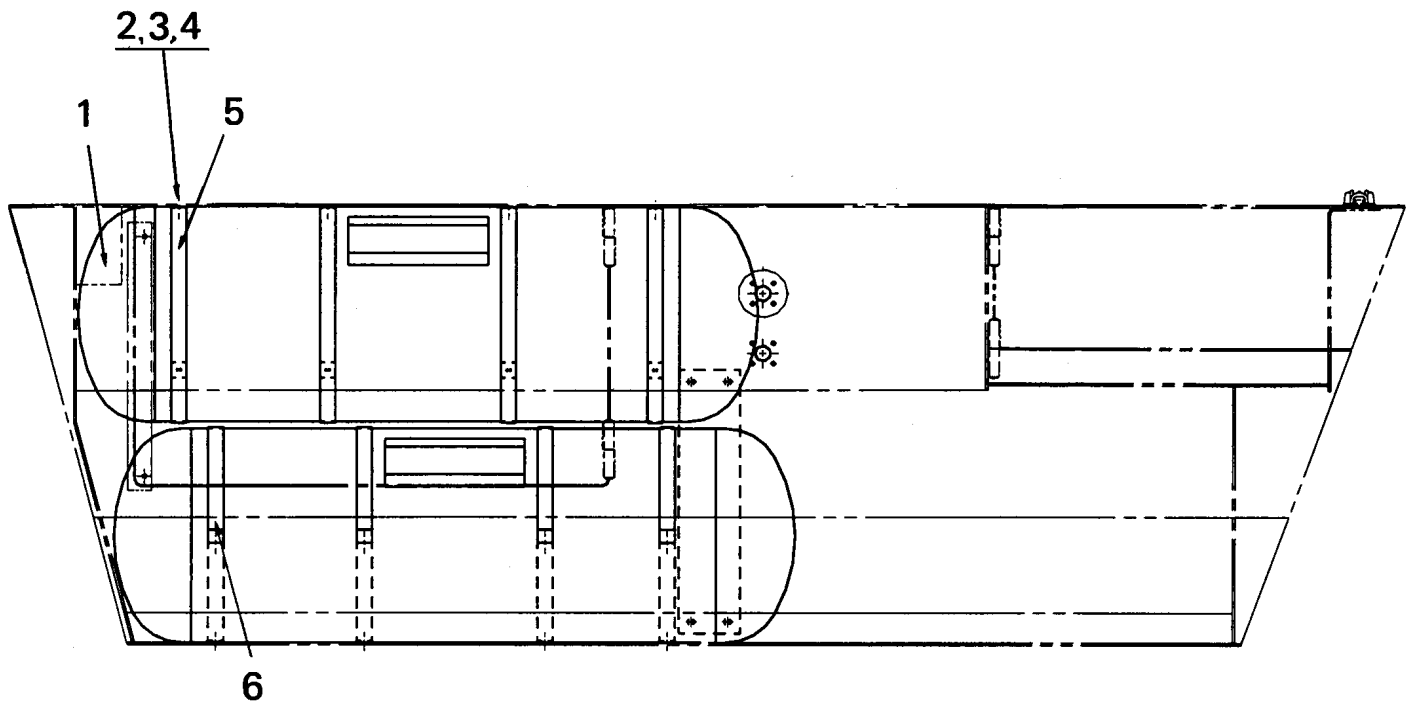
Reservdelar - Spare parts
30
433

8050	Utgåva Issue		Bild nr Picture No		Enkel LPG tank A23528.0300 920117.037		Single LPG tank A23528.0300 920117.037	
	980615		23477					
Pos. Fig.	Antal/Quantity			Art nr Part No	Benämning	Description	Sats Kit	Anmärkning Notes
0010		-		A23528.0300				DRAWING NO. 100L
0020	1	1		922487.0021	Behållare	Tank		
0040	2	8		920099.061	Skruv	Screw		
0060	3	16		920098.025	Bricka	Washer		
0080	4	8		920076.003	Låsmutter	Lock nut		
0100	5	4		A00349.0500	Spännband	Strap		
0120	6	1		A23529.0100	Stag	Stay		
0140	7	4		920042.006	Skruv	Screw		
0160	8	8		98150	Bricka	Washer		
0180	9	4		5957	Mutter	Nut		
0200	10	1		355911.0300	Fotsteg	Footstep		
0220	11	4		920042.006	Skruv	Screw		
0240	12	8		98150	Bricka	Washer		
0260	13	4		920068.007	Mutter	Nut		



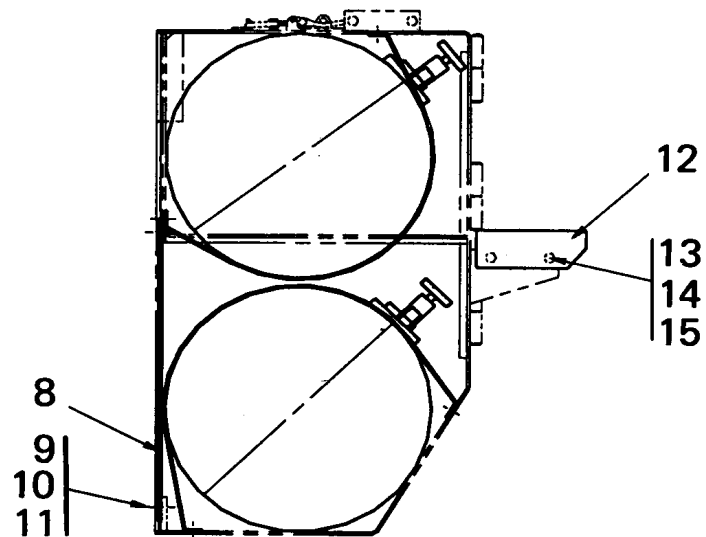
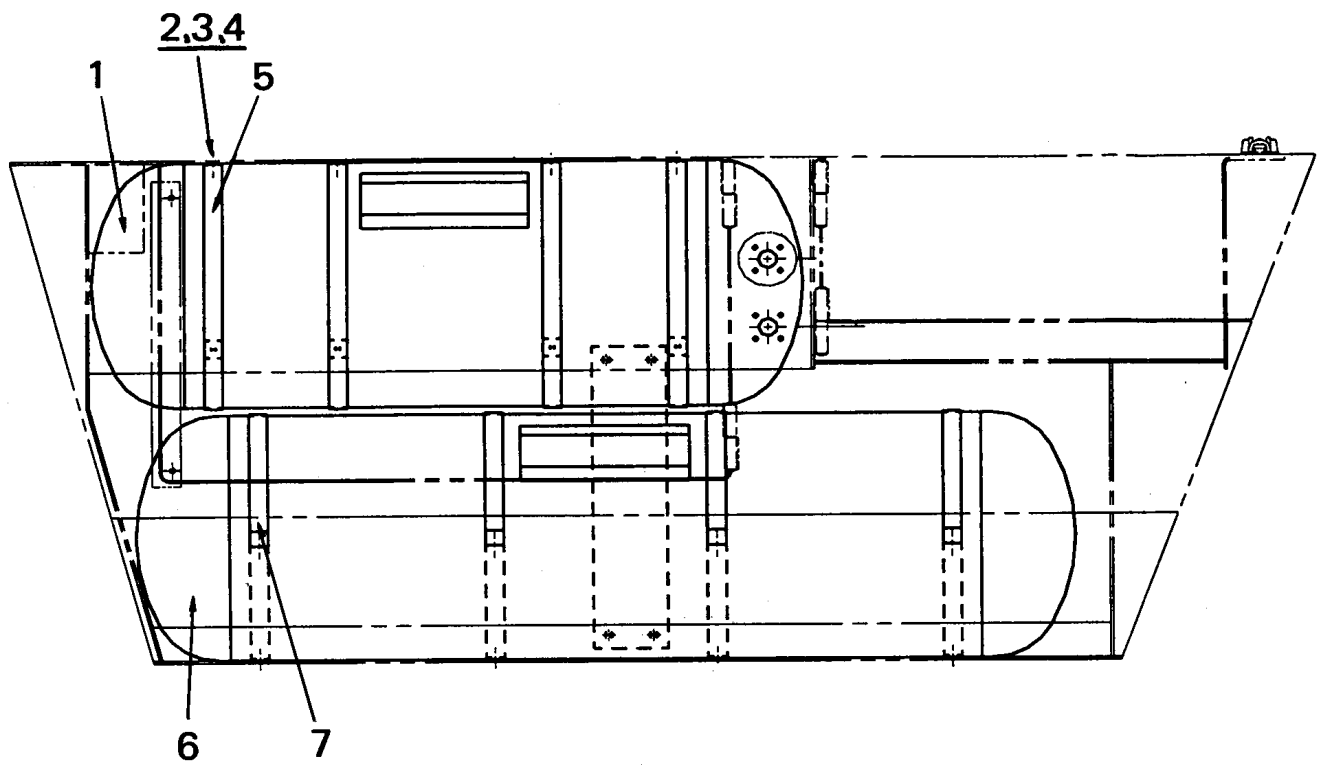
Reservdelar - Spare parts
30
435

8060	Utgåva Issue		Bild nr Picture No		Dubbel LPG tank A23528.0100 920117.037		Double LPG tank A23528.0100 920117.037		
	980615	23478							
0010 0020 0040 0060 0080 0100 0120 0140 0160 0180 0200 0220 0240 0260 0280 0300	Pos. Fig.	Antal/Quantity			Art nr Part No	Benämning	Description	Sats Kit	Anmärkning Notes
		-			A23528.0100				DRAWING NO. 85L <



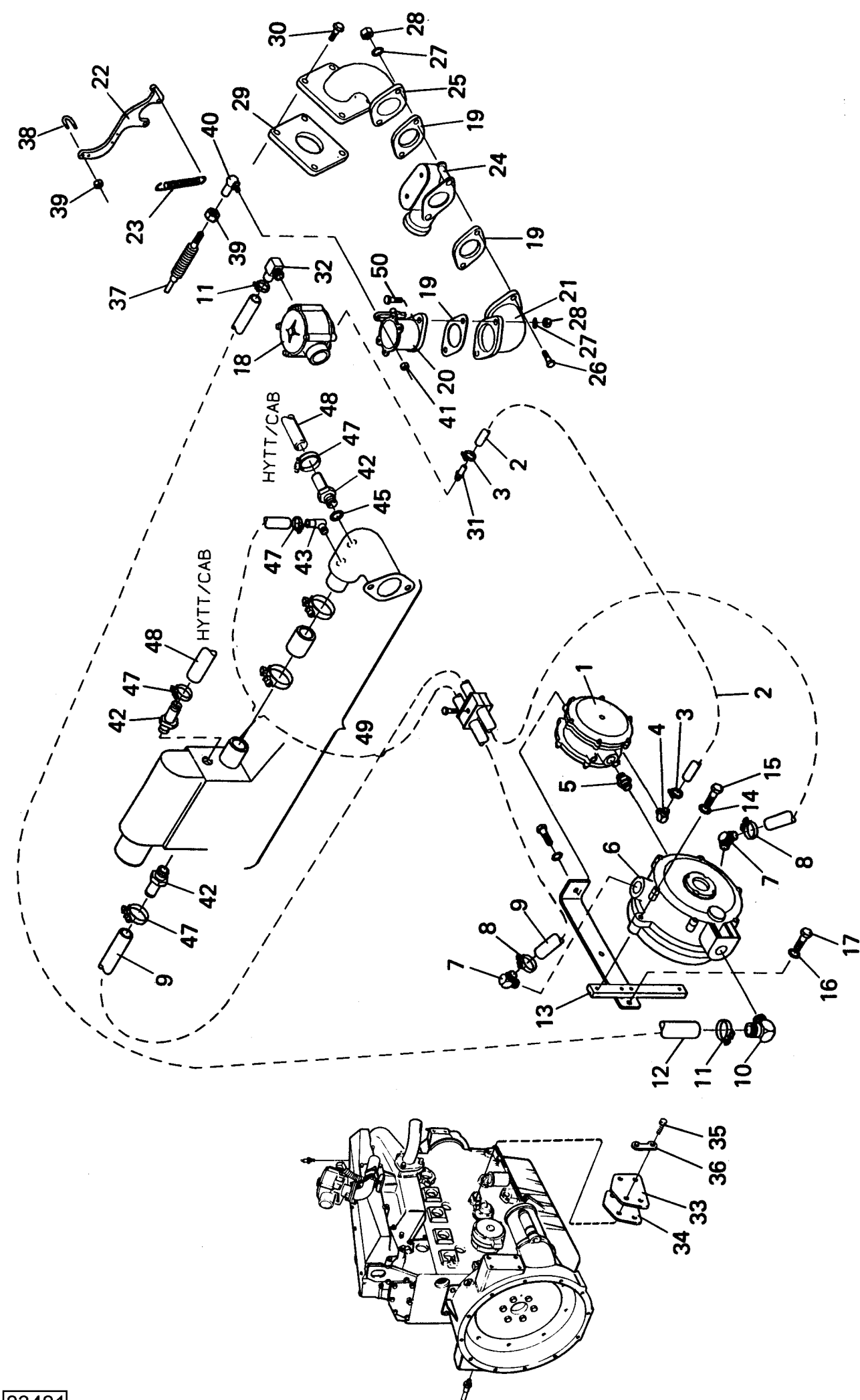
Reservdelar - Spare parts
30
437

8070	Utgåva Issue		Bild nr Picture No		Dubbel LPG tank A23528.0200 920117.037		Double LPG tank A23528.0200 920117.037		
	Pos. Fig.	Antal/Quantity			Art nr Part No	Benämning	Description	Sats Kit	Anmärkning Notes
0010		-			A23528.0200				DRAWING NO. 100L
0020	1	2			922487.0021	Behållare	Tank		
0040	2	16			920099.061	Skruv	Screw		
0060	3	32			920098.025	Bricka	Washer		
0080	4	16			920076.003	Låsmutter	Lock nut		
0100	5	4			A00349.0300	Spännband	Strap		
0120	6	4			A00349.0500	Spännband	Strap		
0140	7	1			A23529.0100	Stag	Stay		
0180	8	4			920042.006	Skruv	Screw		
0200	9	8			98150	Bricka	Washer		
0220	10	4			5957	Mutter	Nut		
0240	11	1			355911.0300	Fotsteg	Footstep		
0260	12	4			920042.006	Skruv	Screw		
0280	13	8			98150	Bricka	Washer		
0300	14	4			920068.007	Mutter	Nut		

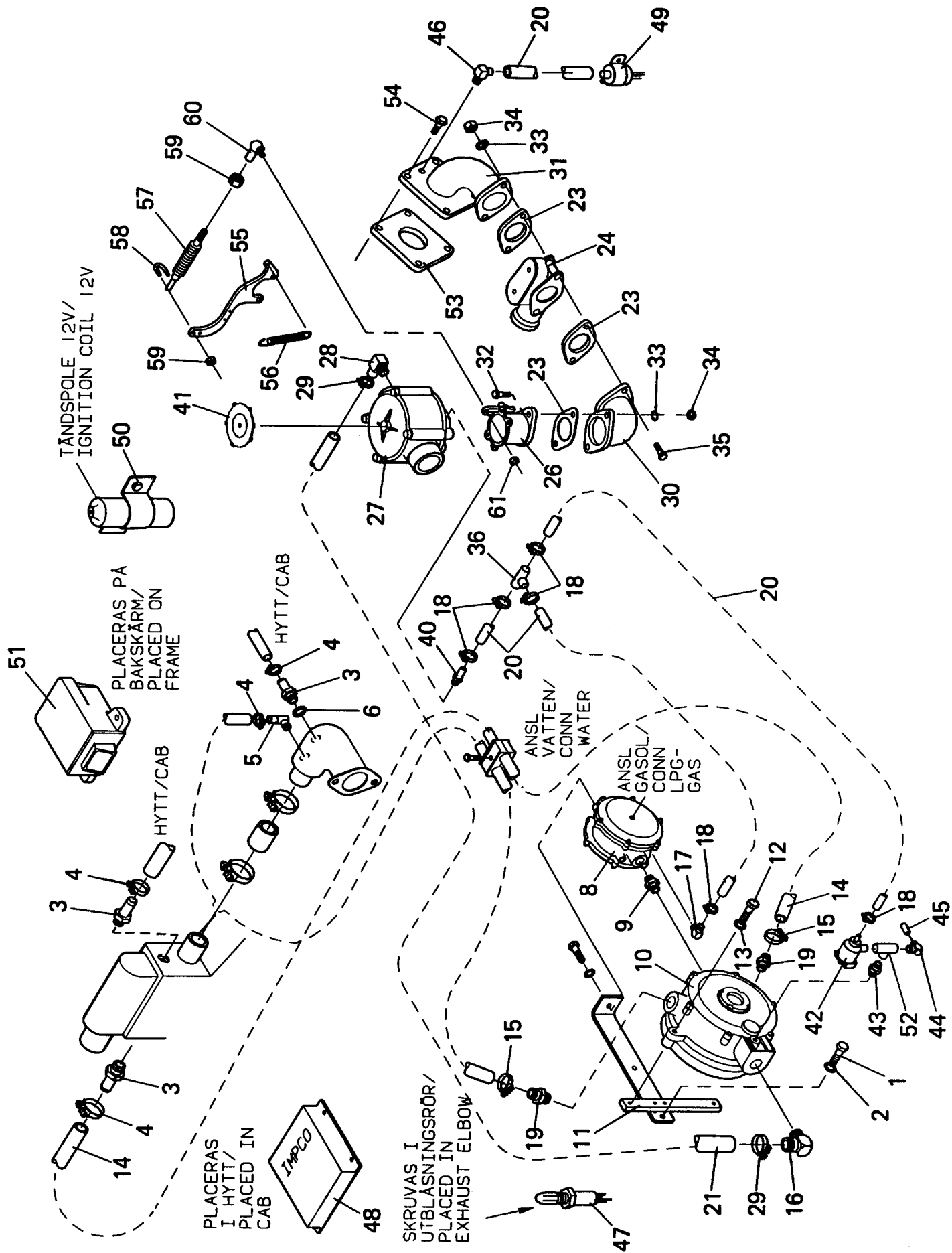


Reservdelar - Spare parts
30
439

8080	Utgåva Issue		Bild nr Picture No		Dubbel LPG tank A23528.0400 920117.037		Double LPG tank A23528.0400 920117.037	
	980615		23480					
Pos. Fig.	Antal/Quantity			Art nr Part No	Benämning	Description	Sats Kit	Anmärkning Notes
0010		-		A23528.0400				DRAWING NO. 85L
0020	1	1		922487.0025	Behållare	Tank		
0040	2	16		920099.061	Skruv	Screw		116L
0060	3	32		920098.025	Bricka	Washer		
0080	4	16		920076.003	Låsmutter	Lock nut		
0100	5	4		A00349.0300	Spännband	Strap		
0120	6	1		922487.0026	Behållare	Tank		
0140	7	4		A00349.0500	Spännband	Strap		
0160	8	1		A23529.0100	Stag	Stay		
0180	9	4		920042.006	Skruv	Screw		
0200	10	8		98150	Bricka	Washer		
0220	11	4		5957	Mutter	Nut		
0240	12	1		355911.0300	Fotsteg	Footstep		
0260	13	4		920042.006	Skruv	Screw		
0280	14	8		98150	Bricka	Washer		
0300	15	4		920068.007	Mutter	Nut		



8090	Utgåva Issue 980615		Bild nr Picture No 23481		Montering gasolutrustning förångare,ventil,luft/ gasblandare,920117.037		Mounting LPG equipment evaporator, valve, mixing unit,920117.037		
	Pos. Fig.	Antal/Quantity			Art nr Part No	Benämning	Description	Sats Kit	Anmärkning Notes
0009		-			A24542.0100	Monteringssats	Mounting kit		DRAWING NO. SEE GR 30, PAGE 419
0010		-			920117.037	Motor	Engine		
0020	1	1			923367.0001	Ventil	Valve		
0040		1			923120.0576	•Filter	•Filter		
0060	2	1			922014.0002	Slang	Hose		
0080	3	2			3241	Slangklamma	Hose clamp		
0100	4	1			923300.0004	Nippel	Nipple		
0120	5	1			923300.0006	Nippel	Nipple		
0140	6	1			921936.0005	Förångare	Evaporator		
0160		1			923108.0599	•Rep.sats	•Repair kit		
0180	7	2			923300.0008	Nippel	Nipple		
0200	8	8			920739.0003	Slangklamma	Hose clamp		
0220	9	2			4077	Slang	Hose		
0240	10	1			923300.0007	Nippel	Nipple		
0260	11	2			3247	Slangklamma	Hose clamp		
0280	12	1			923353.0001	Slang	Hose		
0300	13	1			A08415.0100	Fäste	Bracket		
0320	14	3			98151	Bricka	Washer		
0340	15	3			3063	Skruv	Screw		
0360	16	2			920098.025	Bricka	Washer		
0380	17	2			2733	Skruv	Screw		
0400	18	1			921933.0003	Luft-gasblandare	Mixing unit		
0420		1			923436.0263	•Membran	•Diaphragm		
0440	19	4			922021.0004	Tätning	Seal		
0460	20	1			921931.0004	Spjällhus	Throttle valve casing		
0480	21	1			A08465.0100	Rörbøj	Elbow		
0500	22	1			A14971.0100	Fäste	Bracket		
0520	23	1			923380.0007	Fjäder	Spring		
0540	24	1			921932.0002	Varvtalsregulator	Air velocity governor		
0560	25	1			A15142.0200	Rörbøj	Elbow		
0580	26	2			3099	Skruv	Screw		
0600	27	4			2872	Bricka	Washer		
0620	28	4			5957	Mutter	Nut		
0640	29	1			923458.0369	Tätning	Seal		
0660	30	4			923458.0192	Skruv	Screw		
0680	31	1			923521.0006	Nippel	Nipple		
0700	32	1			923300.0009	Nippel	Nipple		
0720	33	1			923458.0732	Platta	Plate		
0740	34	1			921982.0014	Packning	Gasket		
0760	35	4			923458.0271	Skruv	Screw		
0780	36	2			921241.0002	Låsbleck	Securing plate		
0800	37	1				Reglagekabel	Control cable		
0820	38	1			922133.0003	Wirelås	Wire lock		
0840	39	3			3051	Mutter	Nut		
0860	40	1			90202	Kullänk	Ball link		
0880	41	1			920076.002	Låsmutter	Lock nut		
0900	42	3			33	Slangnippel	Hose nipple		
0920	43	1			5943	Slangnippel	Hose nipple		
0940	44							NOT USED	
0960	45	1			5936	Tredoring	Tredoring		
0980	46							NOT USED	
1000	47	4			3244	Klammer	Clamp		
1020	48	ERF			4077	Slang	Hose		
1040	49					Hus	Housing		
1060								MED DETALJER/WITH DETAILS	
1080								SEE GR 30, PAGE 469	
1100	50	2			3090	Skruv	Screw		

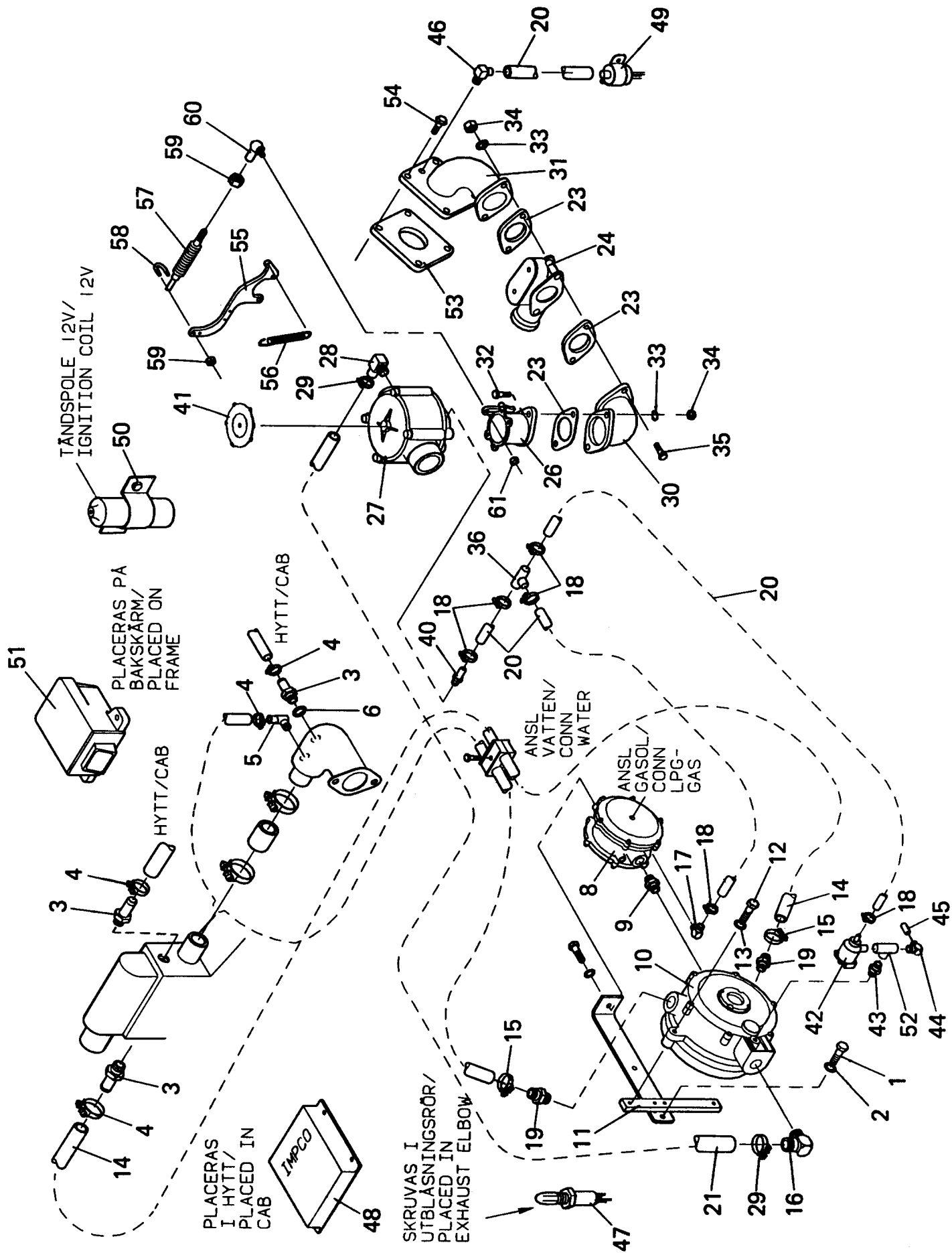


Reservdelar - Spare parts

30

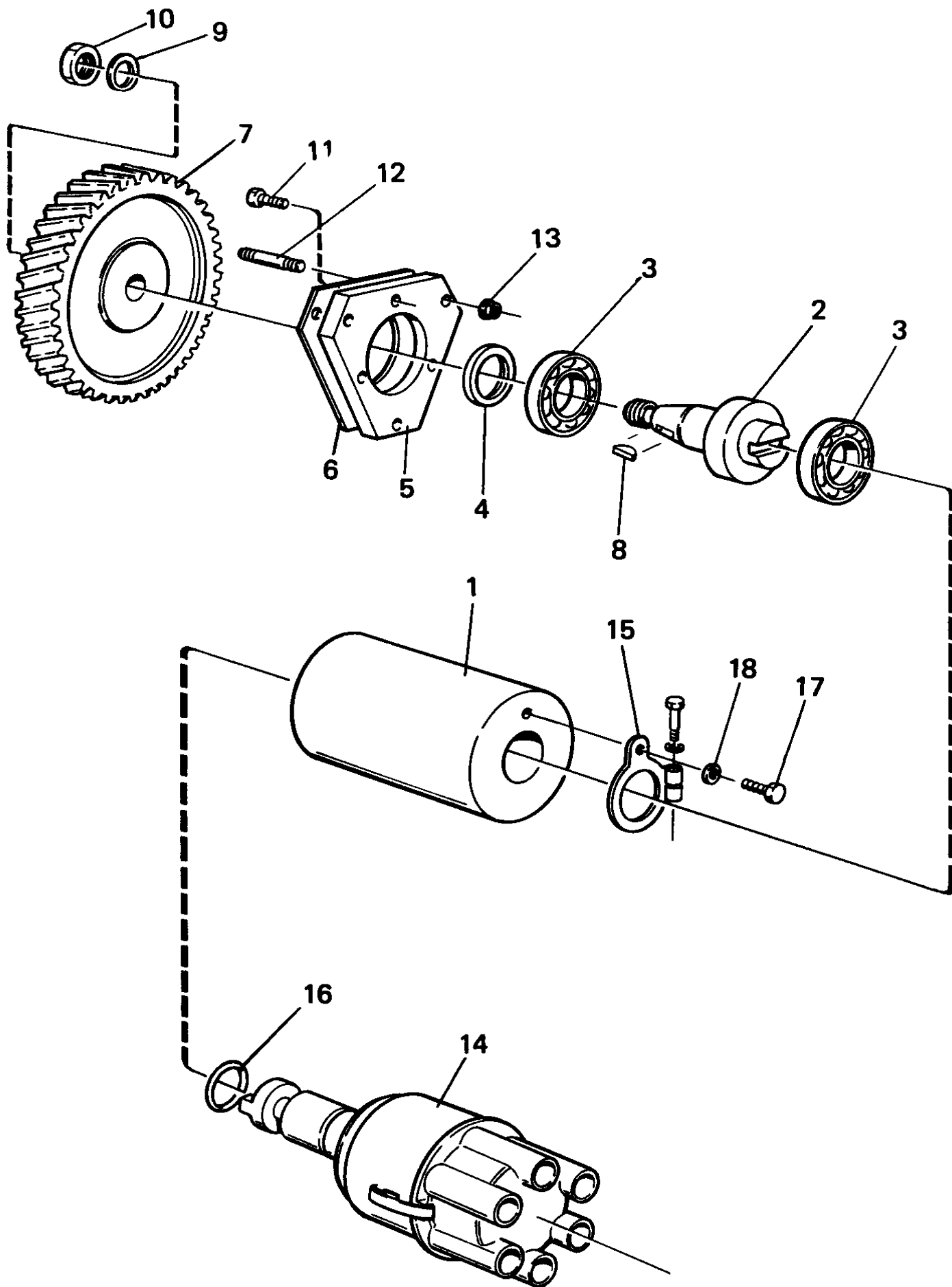
443

8095	Utgåva Issue		Bild nr Picture No		Montering gasolustrustning Lambda sond A24542.0200		Mounting LPG equipment Lambda sond A24542.0200		
	980615	23496							
	Pos. Fig.	Antal/Quantity			Art nr Part No	Benämning	Description	Sats Kit	Anmärkning Notes
0020		-			A24542.0200				DRAWING NO.
0040	1	2			2733	Skruv	Screw		
0060	2	2			920098.025	Bricka	Washer		
0080	3	3			33	Nippel	Nipple		
0100	4	4			3244	Klammer	Clamp		
0120	5	1			5943	Slangnippel	Hose nipple		
0140	6	1			5936	Tredoring	Tredoring		
0160	7								NOT USED
0180	8	1			923367.0001	Ventil	Valve		
0200		1			923120.0576	•Filter	•Filter		
0220	9	1			923300.0006	Nippel	Nipple		
0240	10	1			921936.0005	Förångare	Evaporator		
0260		1			923108.0599	•Rep.sats	•Repair kit		
0280	11	1			A08415.0100	Fäste	Bracket		
0300	12	3			3063	Skruv	Screw		
0320	13	3			98151	Bricka	Washer		
0340	14	2			4077	Slang	Hose		
0360	15	8			920739.0003	Slangklamma	Hose clamp		
0380	16	1			923300.0007	Nippel	Nipple		
0400	17	1			923300.0004	Nippel	Nipple		
0420	18	6			3241	Slangklamma	Hose clamp		
0440	19	2			923300.0008	Nippel	Nipple		
0460	20	ERF			922014.0002	Slang	Hose		
0480	21	1			923353.0001	Slang	Hose		
0500	22								NOT USED
0520	23	4			922021.0004	Tätning	Seal		
0540	24	1			921932.0002	Varvtalsregulator	Air velocity governor		
0560	25								NOT USED
0580	26	1			921931.0004	Spjällhus	Throttle valve casing		
0600	27	1			921933.0003	Luft-gasblandare	Mixing unit		
0620		1			923436.0263	•Membran	•Diaphragm		
0640	28	1			923300.0009	Nippel	Nipple		
0660	29	2			3247	Klammer	Clamp		
0680	30	1			A08465.0100	Rörböj	Elbow		
0700	31	1			A15142.0200	Rörböj	Elbow		
0720	32	2			3090	Skruv	Screw		
0740	33	4			98150	Bricka	Washer		
0760	34	4			5957	Mutter	Nut		
0780	35	2			3099	Skruv	Screw		
0800	36	1			5859	T-rör	T-pipe		
0820	37								NOT USED
0840	38								NOT USED
0860	39								NOT USED
0880	40	1			923300.0012	Nippel	Nipple		
0900	41	1			920515.0009	Membran	Diaphragm		
0920	42	1			923521.0009	Ventil	Valve		
0940	43	1			923521.0004	Nippel	Nipple		
0960	44	1			923521.0007	Nippel	Nipple		
0980	45	1			923521.0008	Stryprör	Throttle pipe		
1000	46	1			923300.0004	Nippel	Nipple		
1020	47	1			923521.0003	Lambdasond	Lambda sond		
1040	48	1			923521.0002	Reglerenhet	Control unit		
1060	49	1			923521.0010	Brytare	Switch		
1080	50	1			921844.0003	Tändspole	Ignition coil		
1100	51	1			923351.0003	Reglerenhet	Control unit		
1120	52	1			923521.0005	Nippel	Nipple		
1140	53	1			923458.0369	Tätning	Seal		
1160	54	4			923458.0192	Skruv	Screw		
1180	55	1			A14971.0100	Fäste	Bracket		
1200	56	1			923380.0007	Fjäder	Spring		
1220	57	1				Reglagekabel	Control cable		SEE GR 30, PAGE 483



Reservdelar - Spare parts
30
445

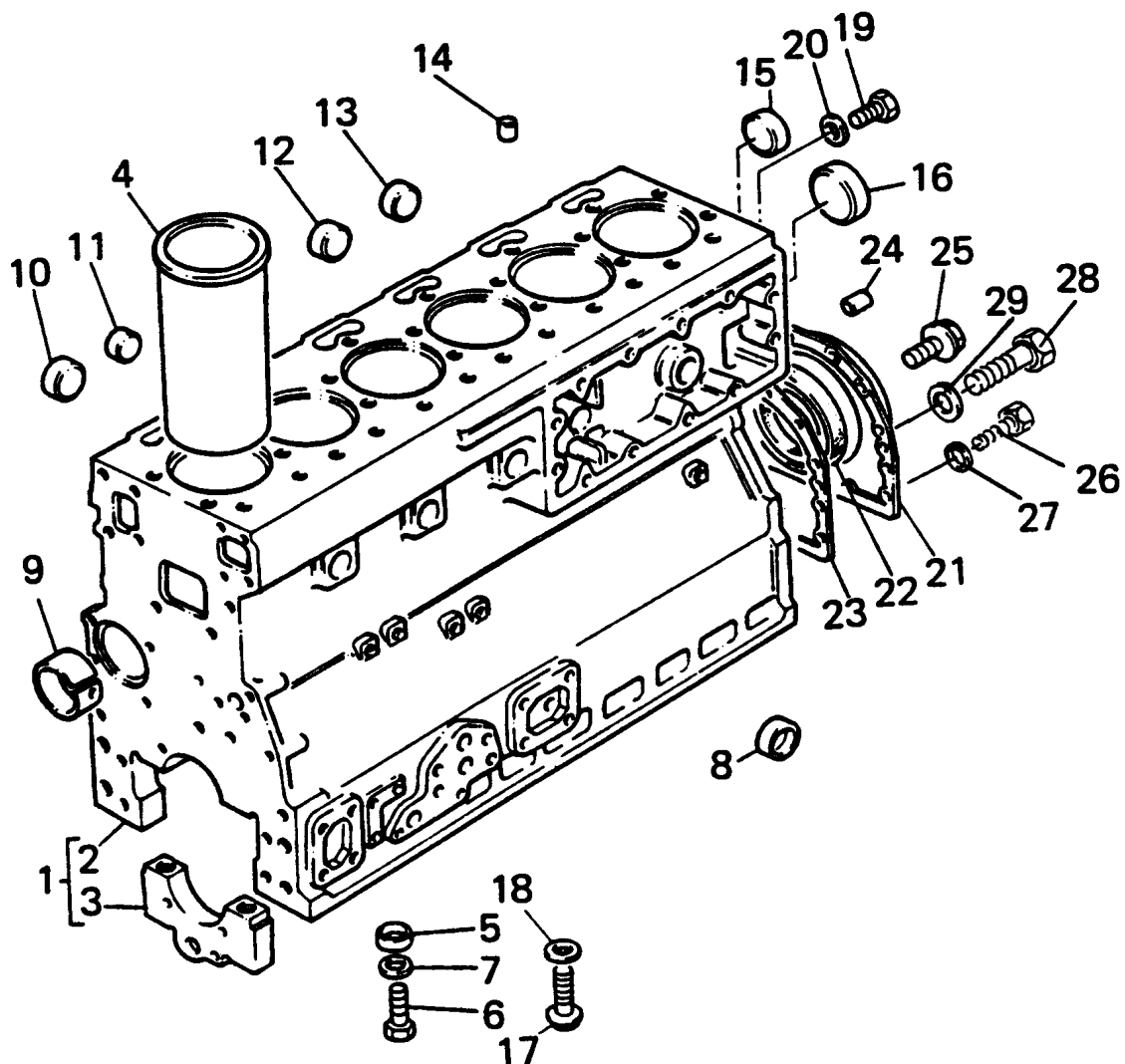
8095	Utgåva Issue		Bild nr Picture No		Montering gasolustrustning Lambda sond A24542.0200		Mounting LPG equipment Lambda sond A24542.0200	
	980615		23496					
Pos. Fig.	Antal/Quantity			Art nr Part No	Benämning	Description	Sats Kit	Anmärkning Notes
1240	58	1		922133.0003	Wirelös	Wire lock		
1260	59	3		3051	Mutter	Nut		
1270	60	1		90202	Kullänk	Ball link		
1280	61	1		920076.002	Låsmutter	Lock nut		



Reservdelar - Spare parts
30
447

8100

Utgåva Issue		Bild nr Picture No		Montering fördelare Perkins 1006.6 LPG 920117.037		Mounting distributor Perkins 1006.6 LPG 920117.037		
Pos. Fig.	Antal/Quantity			Art nr Part No	Benämning	Description	Sats Kit	Anmärkning Notes
1	1			923736.0622	Adapter	Adapter		SEE GR 20, PAGE 81
2	1			923736.0625	Axel	Shaft		
3	2			920072.002	Lager	Bearing		
4	1			923736.0623	Oljetätning	Oil seal		
5	1			923736.0624	Fläns	Flange		
6	1			921982.0013	Packning	Gasket		
7	1			923458.0170	Kugghjul	Gear		
8	1			923736.0635	Kil	Key		
9	1			923736.0633	Bricka	Washer		
10	1			923736.0634	Mutter	Nut		
11	3			923736.0626	Skruv	Screw		
12	3			923458.0169	Pinnskruv	Stud		
13	3			923458.0146	Mutter	Nut		
14	1				Fördelare	Distributor		
15	1			923736.0630	Hållare	Holder		
16	1			923736.0631	O-ring	O-ring		
17	1			923736.0627	Skruv	Screw		
18	1			923736.0628	Bricka	Washer		



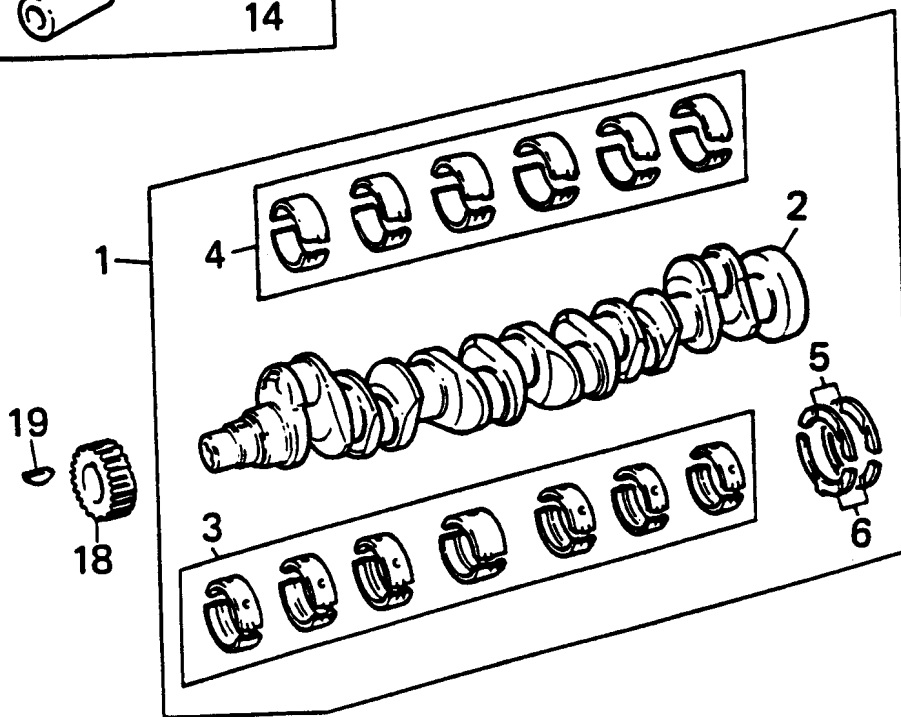
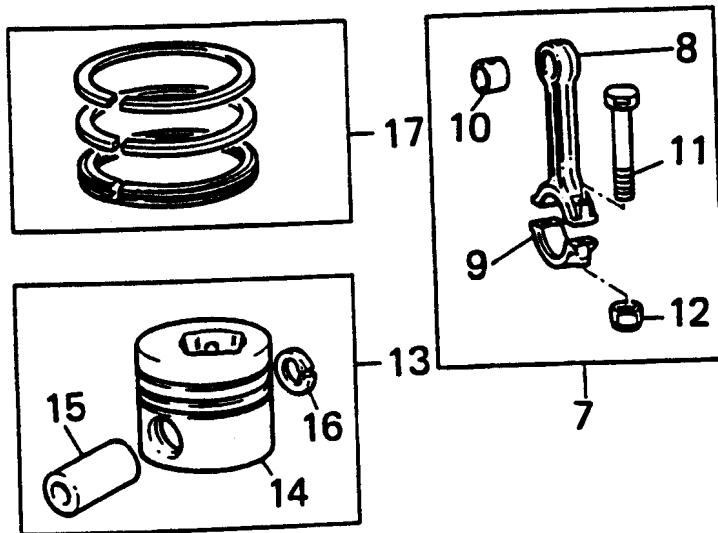
Reservdelar - Spare parts

30

449

8110

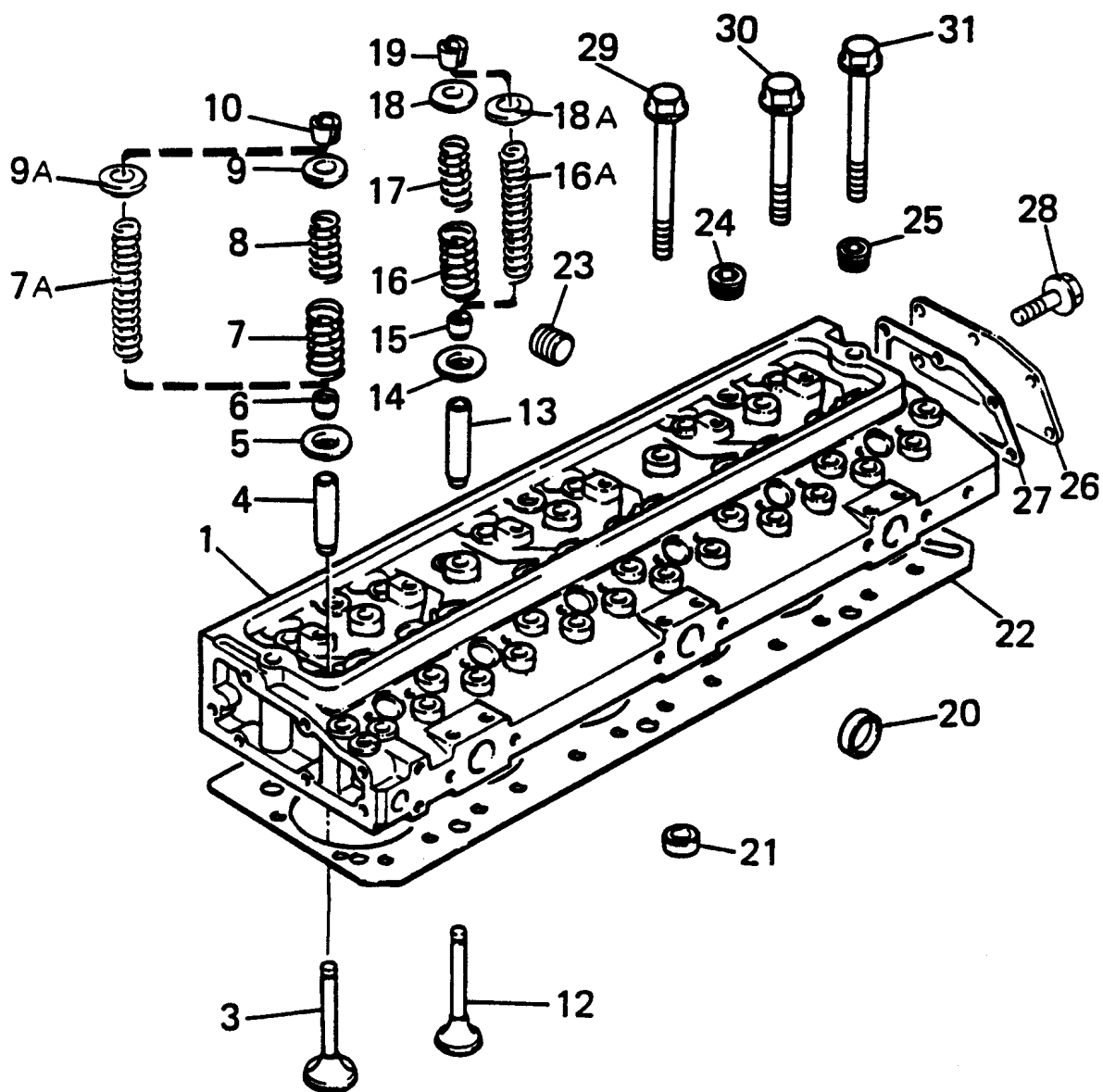
8110	Utgåva Issue		Bild nr Picture No		Cylinderblock Perkins 1006.6, LPG 920117.037		Cylinder block Perkins 1006.6, LPG 920117.037		
	980615		15387						
	Pos. Fig.	Antal/Quantity			Art nr Part No	Benämning	Description	Sats Kit	Anmärkning Notes
0020	1	1			923458.0296	Cylinderblock	Cylinder block		KPL SEE FIG. 1 SEE FIG. 1 SLIP FIT
0040	2	1				•Cylinderblock	•Cylinder block		
0060	3	5				•Lagerfäste	•Bearing bracket		
0080	4	6			923458.0091	•Cylindarfoder	•Cylinder liner		KPL
0100	5	14			922852.0001	•Glidlager	•Slide bearing		
0120	6	14			922087.0006	•Skruv	•Screw		
0140	7	14			922690.0003	•Bricka	•Washer		
0160	8	5			923458.0297	•Plugg	•Plug		
0180	9	1			923458.0590	•Bussning	•Bushing		
0200	10	3			923458.0297	•Plugg	•Plug		
0220	11	3			923458.0297	•Plugg	•Plug		
0240	12	5			923458.0297	•Plugg	•Plug		
0260	13	1			923458.0092	•Plugg	•Plug		
0280	14	1			922288.0014	•Plugg	•Plug		
0300	15	1			923458.0297	•Plugg	•Plug		
0320	16	1			923458.0098	•Plugg	•Plug		
0340	17	6			923458.0103	•Skruv	•Screw		
0360	18	6			922861.0003	•Distansring	•Spacer ring		
0380	19	1			923458.0591	Plugg	Plug		
0400	20	1			923458.0592	Bricka	Washer		
0420	21	1			923458.0593	Hus	Housing		
0440	22	1			923107.0137	•Tätning	•Seal		
0460	23	1			921982.0022	Tätning	Seal		
0480	24	2			922853.0001	Pinne	Pin		
0500	25	10			923458.0098	Skruv	Screw		
0520	26	2			923458.0594	Skruv	Screw		
0540	27	2			923107.0138	Bricka	Washer		
0560	28	1			923458.0591	Plugg	Plug		
0580	29	1			923458.0592	Ring	Ring		



Reservdelar - Spare parts
30
451

8120

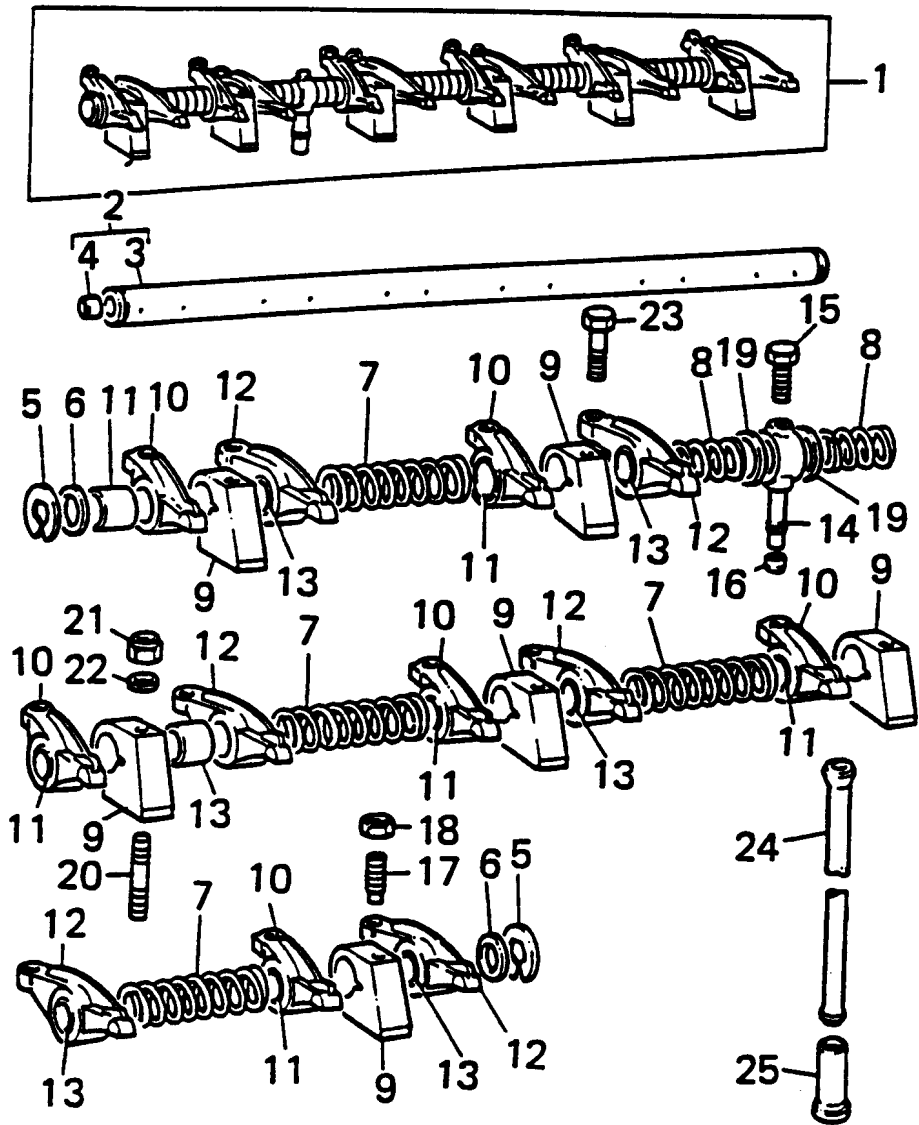
8120	Utgåva Issue		Bild nr Picture No		Vevaxel,kolvar och vevstakar Perkins 1006.6 LPG 920117.037		Crankshaft,pistons and connecting rods Perkins 1006.6, LPG 920117.037		
	Pos. Fig.	Antal/Quantity			Art nr Part No	Benämning	Description	Sats Kit	Anmärkning Notes
0020	1	1			923458.0595	Vevaxelsats	Crankshaft kit		SEE FIG. 1
0040	2	1				•Vevaxel	•Crankshaft		
0060	3	1			923458.0299	•Ramlagersats	•Base bearing kit		
0080	4	1			922304.0003	•Vevlagersats	•Crank shaft bearing kit		SEE FIG. 7 SEE FIG. 7
0100	5	2			923458.0106	•Bricka	•Washer		
0120	6	2			923458.0107	•Bricka	•Washer		
0140	7	6			923458.0108	Vevstakesats	Conrod kit		SEE FIG. 7 SEE FIG. 7
0160	8	6				•Vevstake	•Connecting rod		
0180	9	6				•Lagerhållare	•Bearing holder		
0200	10	6			922305.0001	•Bussning	•Bushing		KPL SEE FIG. 13 SEE FIG. 13
0220	11	12			923458.0109	•Bult	•Bolt		
0240	12	12			922049.0010	•Mutter	•Nut		
0260	13	6			923736.0613	Kolv	Piston		KPL SEE FIG. 13 SEE FIG. 13
0280	14	6				•Kolv	•Piston		
0300	15	6				•Pinne	•Pin		
0320	16	12			922856.0001	•Spårring	•Retaining ring		KPL SEE FIG. 13 SEE FIG. 13
0340	17	6			923458.0111	Kolvringssats	Piston ring kit		
0360	18	1			923458.0112	Kugghjul	Gear		
0380	19	1			922176.0007	Kil	Key		



Reservdelar - Spare parts

8130

8130	Utgåva Issue		Bild nr Picture No		Cylindertopp Perkins 1006.6, LPG 920117.037		Cylinder head Perkins 1006.6, LPG 920117.037		
	980615		15320						
	Pos. Fig.	Antal/Quantity			Art nr Part No	Benämning	Description	Sats Kit	Anmärkning Notes
0020	1	1			923736.0636	Cylindertopp	Cylinder top		KPL NOT USED
0040	2								
0060	3	6			922349.0004	•Insugningsventil	•Induction valve		
0080	4	6			923107.0878	•Ventilstyrning	•Valve guide		
0100	5	6			922690.0005	•Bricka	•Washer		
0120	6	6			922324.0001	•Tätning	•Seal		
0140	7	6			923458.0117	•Fjäder	•Spring		
0160	7A	6			923458.0116	•Fjäder	•Spring		ENKELFJÄDERUTF. / SINGLE SPRING APPLI- CATION
0180									
0200									
0220	8	6			923458.0118	•Fjäder	•Spring		
0240	9	6			923458.0120	•Huv	•Cap		FOR FIG. 7 AND 8
0260	9A	6			923458.0119	•Huv	•Cap		FOR FIG. 7A
0280	10	12			922858.0001	•Ventillås	•Valve lock		BYTS PARVIS / SERVICED IN PAIRS
0300									NOT USED
0320	11								
0340	12	6			923736.0610	•Avgasventil	•Exhaust valve		
0360	13	6			923736.0611	•Ventilstyrning	•Valve guide		
0380	14	6			922690.0005	•Bricka	•Washer		
0400	15	6			922324.0001	•Tätning	•Seal		
0420	16	6			923458.0117	•Fjäder	•Spring		
0440	16A	6			923458.0116	•Fjäder	•Spring		ENKELFJÄDERUTF. / SINGLE SPRING APPLI- CATION
0460									
0480									
0500	17	6			923458.0118	•Fjäder	•Spring		
0520	18	6			923458.0120	•Huv	•Cap		FOR FIG. 16 AND 17
0540	18A	6			923458.0119	•Huv	•Cap		FOR FIG. 16A
0560	19	12			922858.0001	•Ventillås	•Valve lock		BYTS PARVIS / SERVICED IN PAIRS
0580									
0600	20	3			922288.0009	•Plugg	•Plug		
0620	21	6			923458.0301	•Plugg	•Plug		
0640	22	1			923458.0302	•Packning	•Gasket		
0660	23	1			923458.0303	•Plugg	•Plug		
0680	24	6			922288.0033	•Plugg	•Plug		
0700	25	1			922288.0016	•Plugg	•Plug		
0720	26	1			923458.0244	Platta	Plate		
0740	27	1			923458.0245	Tätning	Seal		
0760	28	6			923458.0212	Skruv	Screw		
0780	29	2			923458.0121	Skruv	Screw		
0800	30	12			922087.0013	Skruv	Screw		
0820	31	18			922087.0012	Skruv	Screw		



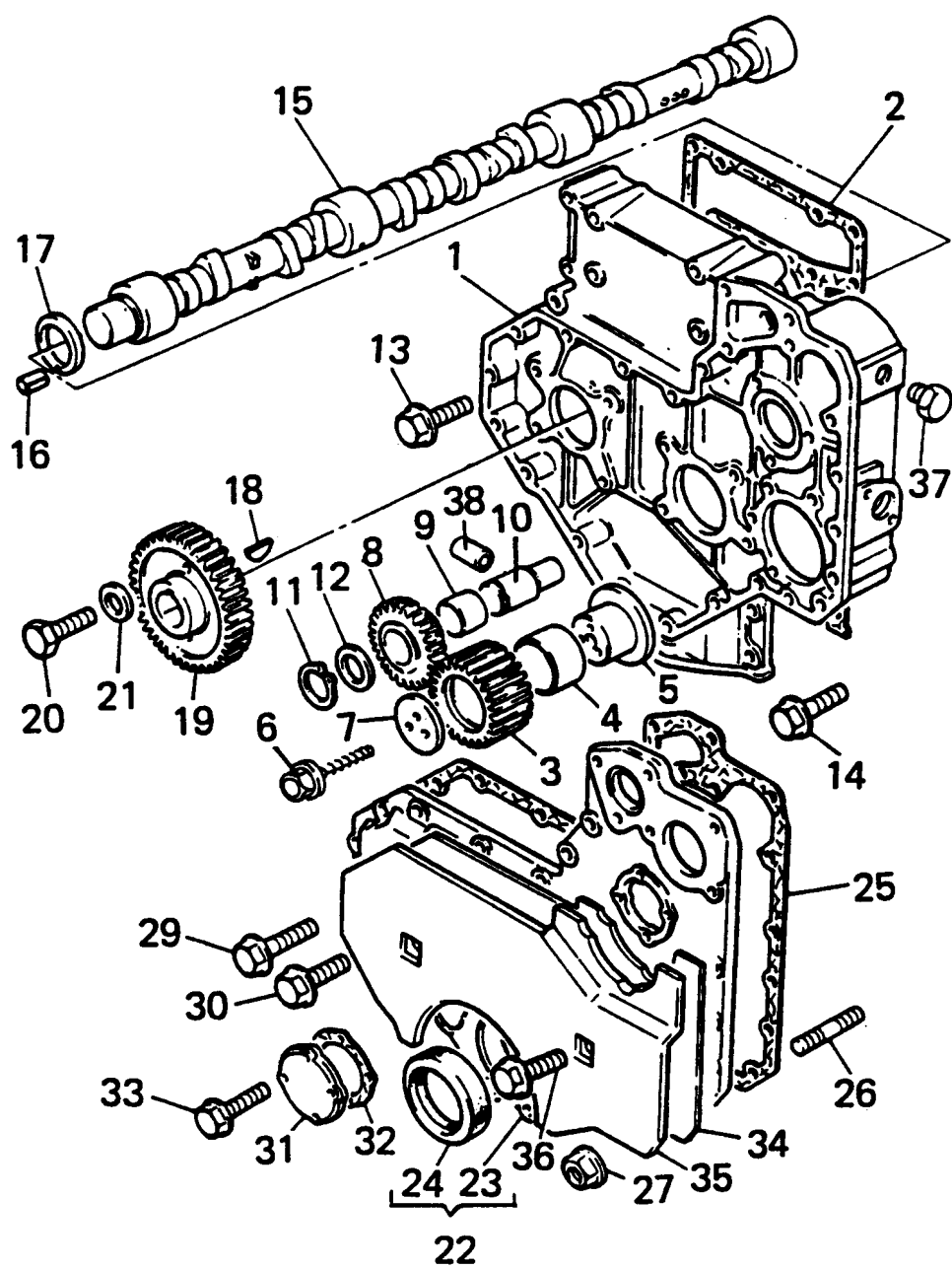
Reservdelar - Spare parts

30

455

8140

8140	Utgåva Issue		Bild nr Picture No		Ventillyftaraxel Perkins 1006.6, LPG 920117.037		Rocker shaft Perkins 1006.6, LPG 920117.037		
	Pos. Fig.	Antal/Quantity			Art nr Part No	Benämning	Description	Sats Kit	Anmärkning Notes
0020	1	1			923458.0596	Ventillyftarm	Rocker		KPL
0040	2	1			923458.0305	•Axel	•Shaft		KPL
0060	3	1				••Axel	••Shaft		SEE FIG. 2
0080	4	2			922288.0020	••Plugg	••Plug		
0100	5	2			922856.0002	•Spärring	•Retaining ring		
0120	6	2			922690.0007	•Bricka	•Washer		KPL
0140	7	4			922348.0003	•Fjäder	•Spring		
0160	8	2			922348.0004	•Fjäder	•Spring		
0180	9	6			923458.0597	•Fäste	•Bracket		
0200	10	6			923458.0125	•Arm	•Arm		KPL
0220	11	6			922852.0002	••Glidlager	••Slide bearing		
0240	12	6			923458.0126	•Arm	•Arm		KPL
0260	13	6			922852.0002	••Glidlager	••Slide bearing		
0280	14	1			923458.0598	•Rör	•Pipe		
0300	15	1			923458.0599	•Skruv	•Screw		
0320	16	1			922050.0001	•Kona	•Cone		
0340	17	12			922087.0015	•Skruv	•Screw		
0360	18	12			922049.0017	•Mutter	•Nut		
0380	19	2			923107.0880	•Mellanläggsring	•Shim ring		
0400	20	4			923458.0600	Pinnskruv	Stud		
0420	21	4			923458.0128	Mutter	Nut		
0440	22	4			923458.0129	Bricka	Washer		
0460	23	2			923458.0130	Skruv	Screw		
0480	24	12			922644.0001	Stång	Bar		
0500	25	12			922862.0001	Ventillyftare	Tappet		



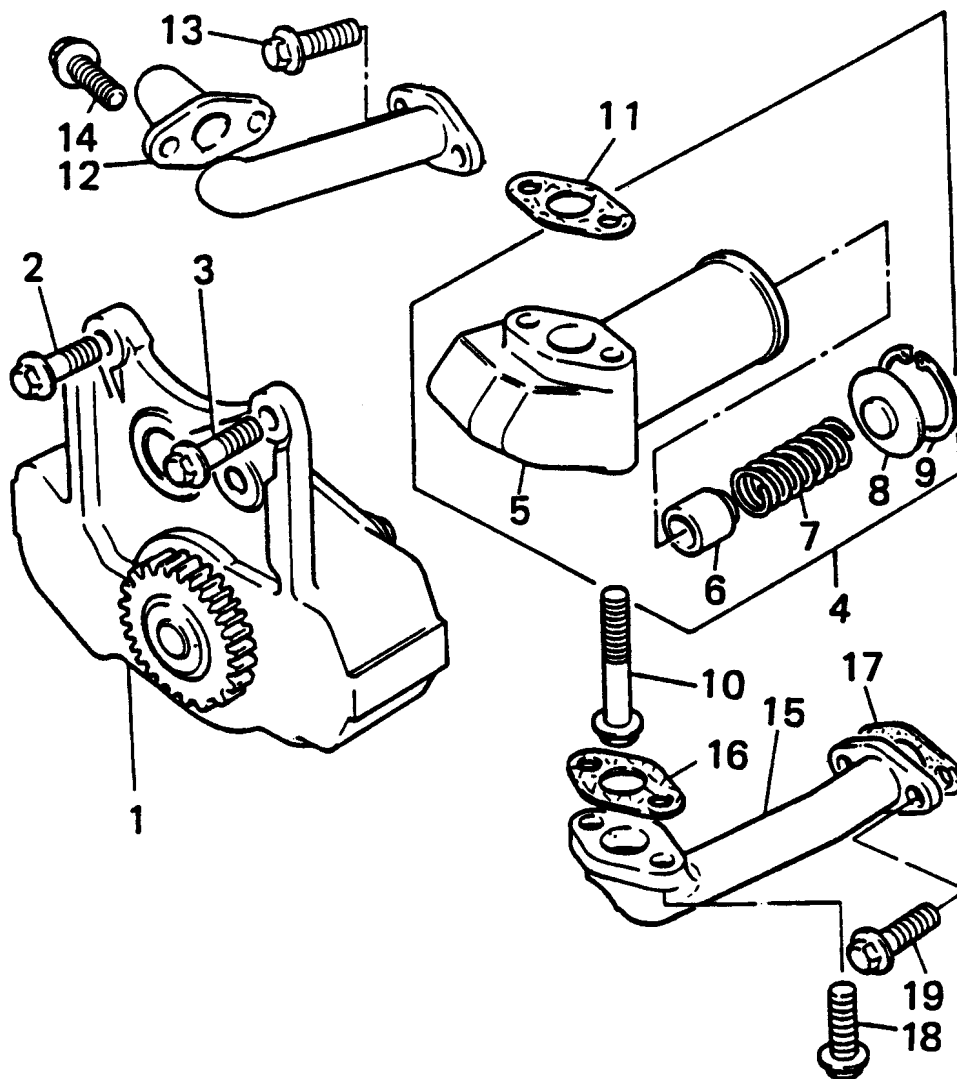
Reservdelar - Spare parts

30

457

8150

8150	Utgåva Issue		Bild nr Picture No		Kamaxel och transmissionskåpa Perkins 1006.6, LPG		Camshaft and timing gear casing Perkins 1006.6, LPG		
	Pos. Fig.	Antal/Quantity			Art nr Part No	Benämning	Description	Sats Kit	Anmärkning Notes
0020	1	1			923458.0601	Hus	Housing		KPL
0040	2	1			923458.0132	Tätning	Seal		
0060	3	1			923458.0139	Kugghjul	Gear		
0080	4	1			922064.0003	•Bussning	•Bushing		
0100	5	1			922689.0001	Nav	Hub		KPL
0120	6	3			923458.0140	Skruv	Screw		
0140	7	1			922098.0012	Täckplatta	Cover plate		
0160	8	1			923458.0306	Kugghjul	Gear		
0180	9	1			923458.0156	•Bussning	•Bushing		KPL
0200	10	1			923458.0307	Axel	Shaft		
0220	11	1			922856.0008	Spårring	Retaining ring		
0240	12	1			923458.0157	Bricka	Washer		
0260	13	8			923458.0099	Skruv	Screw		KPL
0280	14	4			923458.0144	Skruv	Screw		
0300	15	1			923458.0308	Kamaxel	Cam shaft		
0320	16	1			923107.0163	Pinne	Pin		
0340	17	1			922690.0010	Bricka	Washer		KPL SEE FIG. 22
0360	18	1			922176.0007	Kil	Key		
0380	19	1			923458.0136	Kugghjul	Gear		
0400	20	1			923458.0137	Skruv	Screw		
0420	21	1			923458.0138	Bricka	Washer		KPL SEE FIG. 22
0440	22	1			923458.0141	Kåpa	Cover		
0460	23	1			•Kåpa	•Cover			
0480	24	1			922062.0001	•Tätningsring	•Seal ring		
0500	25	1			923736.0270	Tätning	Seal		NOT USED
0520	26	2			923458.0145	Pinnskruv	Stud		
0540	27	2			923458.0146	Mutter	Nut		
0560	28								
0580	29	8			923458.0144	Skruv	Screw		NOT USED
0600	30	6			923458.0143	Skruv	Screw		
0620	31	1			923458.0147	Kåpa	Cover		
0640	32	1			923458.0148	Tätning	Seal		
0660	33	4			923458.0149	Skruv	Screw		NOT USED
0680	34	1			923458.0150	Skyddsplåt	Protection plate		
0700	35	1			923458.0151	Dämpare	Pad		
0720	36	2			923458.0152	Skruv	Screw		
0740	37	1			923458.0153	Plugg	Plug		NOT USED
0760	38	1			923458.0602	Pinne	Pin		

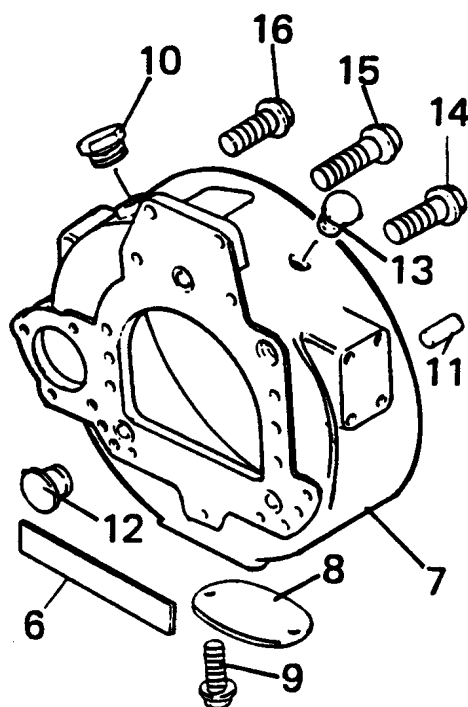
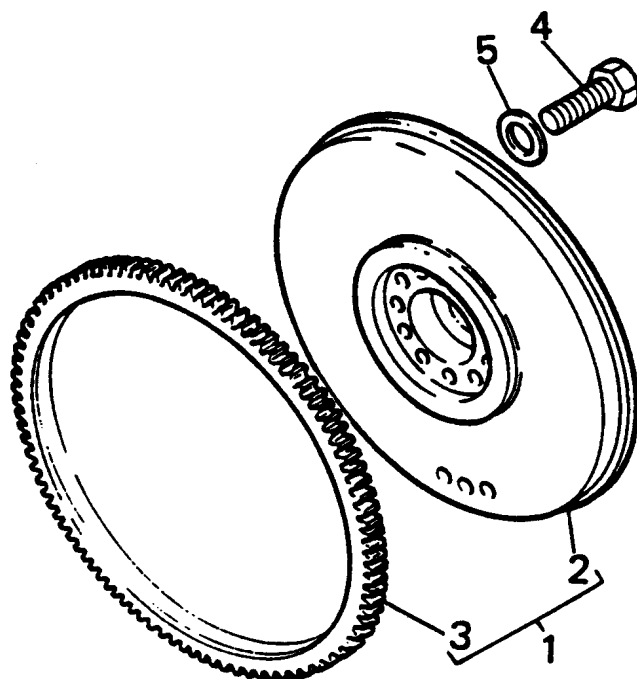


Reservdelar - Spare parts

30

459

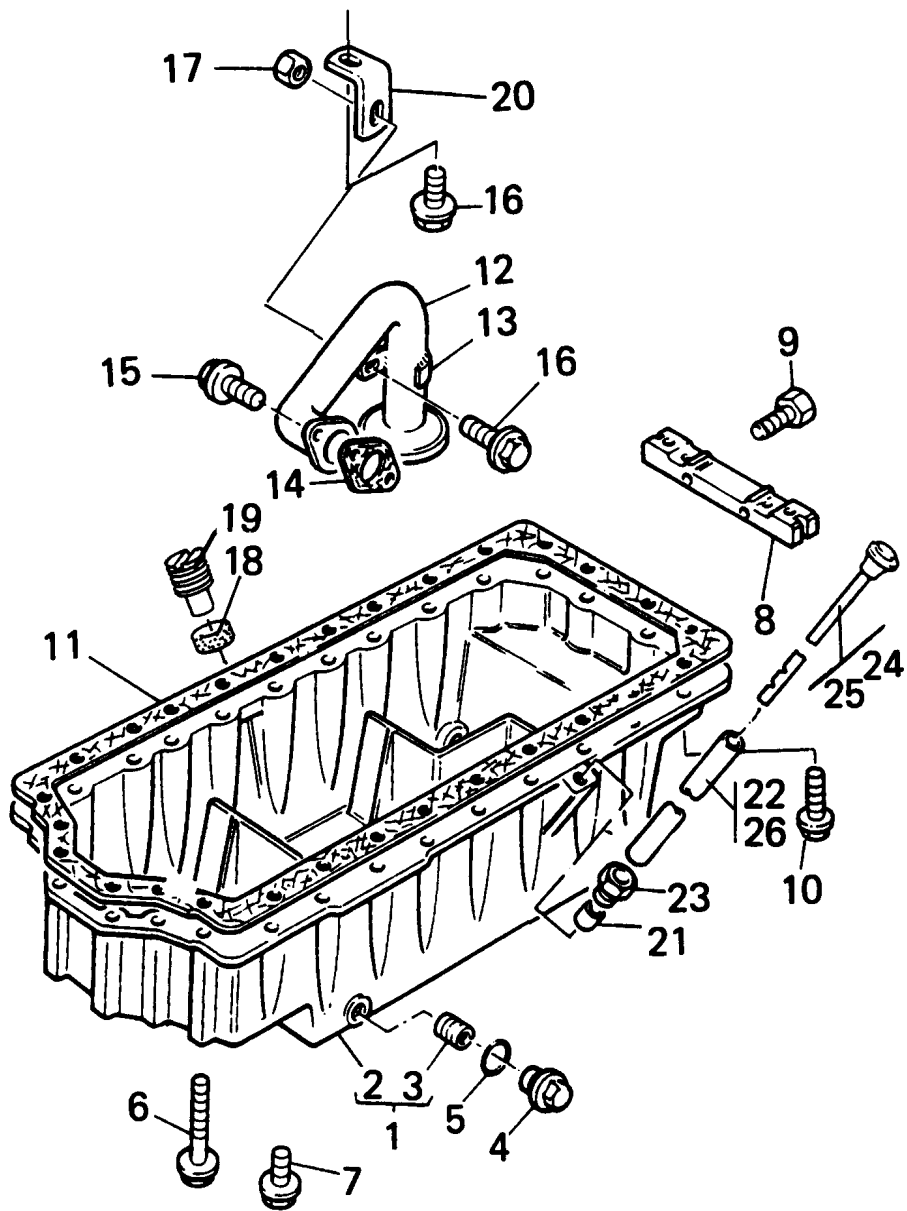
8160	Utgåva Issue		Bild nr Picture No		Oljepump och tryck- begränsningsventil Perkins 1006.6, LPG		Lubricating oil pump and relief valve Perkins 1006.6, LPG	
	980615		15323					
Pos. Fig.	Antal/Quantity			Art nr Part No	Benämning	Description	Sats Kit	Anmärkning Notes
0020	1	1		923458.0309	Oljepump	Oil pump		KPL SEE FIG. 4
0040	2	2		923458.0144	Skruv	Screw		
0060	3	1		923458.0212	Skruv	Screw		
0080	4	1		923458.0310	Tryckbegränsningsventil	Pressure limit valve		
0100	5	1			•Ventilhus	•Valve housing		
0120	6	1		922868.0001	•Plunge	•Plunger		
0140	7	1		922043.0006	•Fjäder	•Spring		
0160	8	1		922690.0013	•Bricka	•Washer		
0180	9	1		923458.0161	•Spärring	•Retaining ring		
0200	10	2		923458.0258	Skruv	Screw		
0220	11	1		922041.0016	Tätning	Seal		
0240	12	1		923458.0311	Rör	Pipe		
0260	13	2		923458.0249	Skruv	Screw		
0280	14	2		923458.0144	Skruv	Screw		
0300	15	1		923458.0312	Rör	Pipe		
0320	16	1		922041.0017	Tätning	Seal		
0340	17	1		922041.0018	Tätning	Seal		
0360	18	2		923458.0313	Skruv	Screw		
0380	19	2		923458.0314	Skruv	Screw		



Reservdelar - Spare parts
30
461

8170

8170	Utgåva Issue		Bild nr Picture No		Svänghjul,kuggkrans och svänghjulsåpa Perkins 1006.6, LPG		Flywheel,starter ring and flywheel housing Perkins 1006.6, LPG		
	Pos. Fig.	Antal/Quantity			Art nr Part No	Benämning	Description	Sats Kit	Anmärkning Notes
0020	1	1			923458.0330	Svänghjul	Flywheel		KPL SEE FIG. 1
0040	2	1				•Svänghjul	•Flywheel		
0060	3	1			922393.0001	•Kuggkrans	•Gear rim		
0080	4	6			922087.0025	Skruv	Screw		
0100	5	2			923458.0612	Bricka	Washer		
0120	6	1			923107.0188	Kåpa	Cover		
0140	7	1			923458.0610	Svänghjulsåpa	Flywheel casing		
0160	8	1			923458.0189	Täckplatta	Cover plate		
0180	9	2			923458.0190	Skruv	Screw		
0200	10	1			923458.0153	Plugg	Plug		
0220	11	2			922859.0005	Pinne	Pin		
0240	12	1			923458.0611	Plugg	Plug		
0260	13	1			923458.0191	Plugg	Plug		
0280	14	6			923458.0192	Skruv	Screw		
0300	15	2			923458.0137	Skruv	Screw		
0320	16	3			923458.0193	Skruv	Screw		



Reservdelar - Spare parts

30

463

8180

8180	Utgåva Issue		Bild nr Picture No		Oljesump och nivåsticka Perkins 1006.6, LPG 920117.037		Oil sump and dipstick Perkins 1006.6, LPG 920117.037		
	980615	15361		920117.037					
	Pos. Fig.	Antal/Quantity			Art nr Part No	Benämning	Description	Sats Kit	Anmärkning Notes
0020	1	1			923458.0333	Oljesump	Oilsump		KPL SEE FIG. 1
0040	2	1				•Oljesump	•Oilsump		
0060	3	2			922814.0002	•Insats	•Insert		KPL SEE FIG. 12
0080	4	2			923107.0884	Plugg	Plug		
0100	5	2			923458.0209	O-ring	O-ring		
0120	6	6			923458.0334	Skruv	Screw		
0140	7	20			923458.0099	Skruv	Screw		
0160	8	1			923458.0210	Fäste	Bracket		
0180	9	2			923458.0211	Skruv	Screw		
0200	10	2			923458.0271	Skruv	Screw		
0240	11	1			923458.0336	Tätning	Seal		
0260	12	1			923458.0337	Rör	Pipe		
0270	13	1				•Klamma	•Clamp		KPL, FOR FIG. 24
0280	14	1			923458.0338	Tätning	Seal		
0300	15	2			923458.0144	Skruv	Screw		
0320	16	2			923458.0212	Skruv	Screw		
0340	17	1			923458.0146	Mutter	Nut		
0360	18	1			923458.0339	Kona	Cone		
0380	19	1			923458.0340	Plugg	Plug		
0400	20	1			923458.0409	Fäste	Bracket		
0420	21	1			923458.0339	Kona	Cone		
0440	22	1			923458.0420	Rör	Pipe		
0460	23	1			923458.0421	•Mutter	•Nut		KORT/SHORT LÅNG/LONG KPL, FOR FIG. 25
0480	24	1			923458.0422	Nivåsticka	Dipstick		
0500	25	1			923458.0447	Nivåsticka	Dipstick		
0520	26	1			923458.0448	Rör	Pipe		

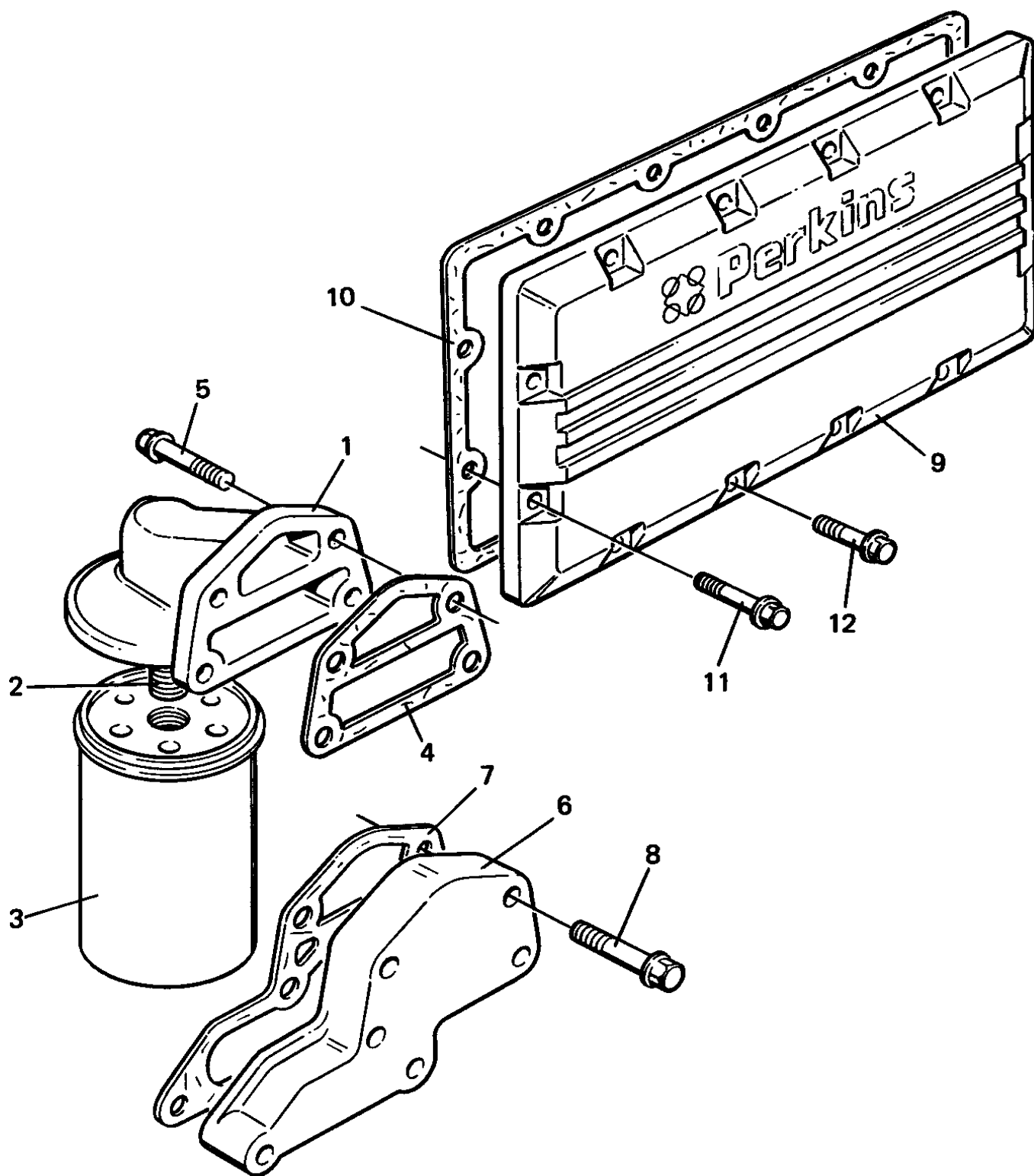
Reservdelar - Spare parts

30

465

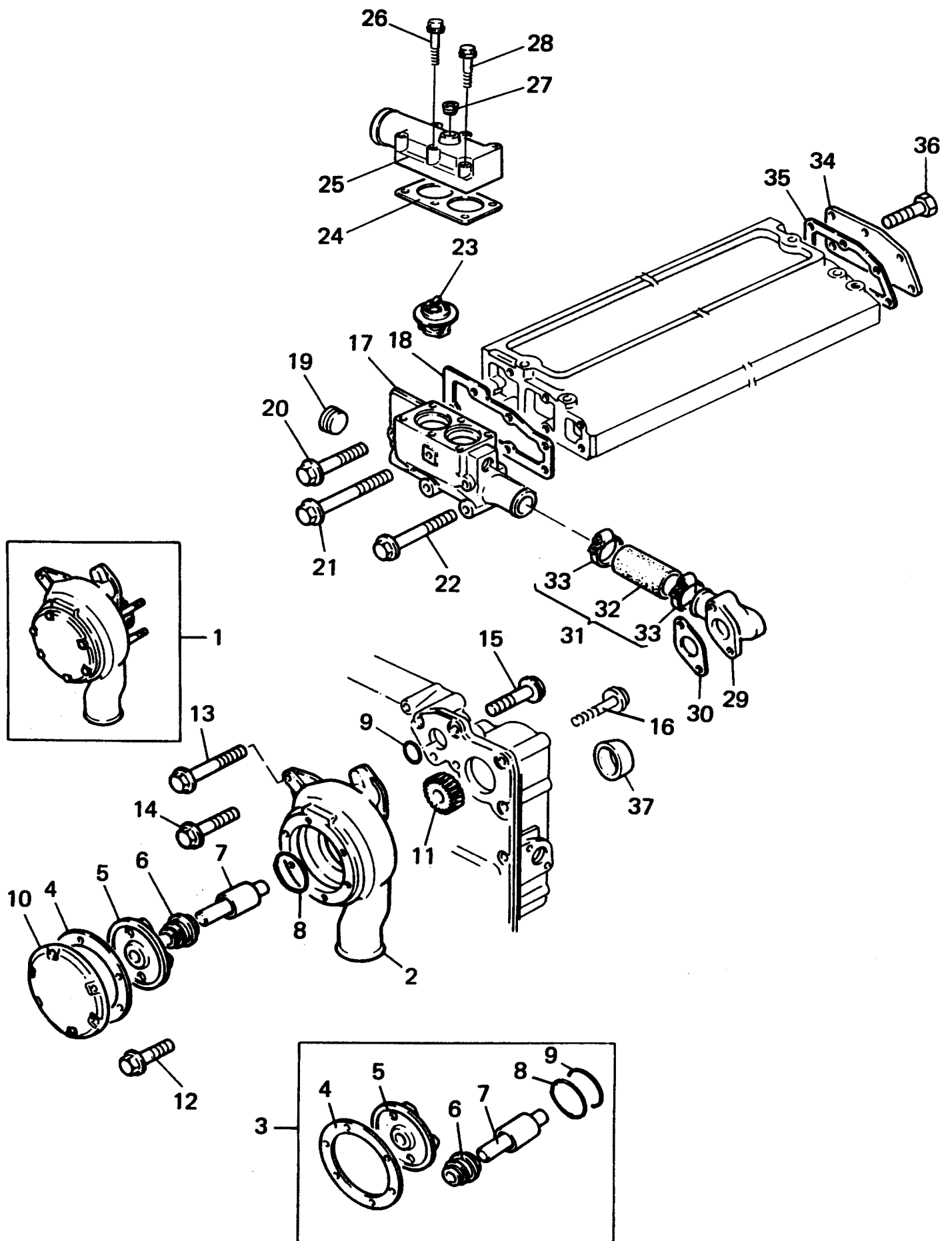
8190

8190	Utgåva Issue		Bild nr Picture No		Luftning Perkins 1006.6, LPG 920117.037		Breater Perkins 1006.6, LPG 920117.037		
	Pos. Fig.	Antal/Quantity			Art nr Part No	Benämning	Description	Sats Kit	Anmärkning Notes
0020	1	1			923458.0344	Kåpa	Cover		
0040	1A	1			923458.0613	•Anslutningsrör	•Connection pipe		
0060	2	1			923458.0345	Tätning	Seal		
0080	3	1			923458.0346	Packning	Gasket		
0100	4	1			923458.0347	Rör	Pipe		
0120	5	1			922870.0001	Fjäder	Spring		
0140	6	1			922872.0001	Slangklamma	Hose clamp		
0160	7	1			922873.0001	Hållare	Holder		
0180	8	1			922288.0009	Plugg	Plug		
0200	9	1			923458.0297	Plugg	Plug		
0220	10	4			923458.0223	Mutter	Nut		
0240	11	4			922690.0029	Bricka	Washer		
0260	12	4			923458.0614	Justermellanlägg	Shim		

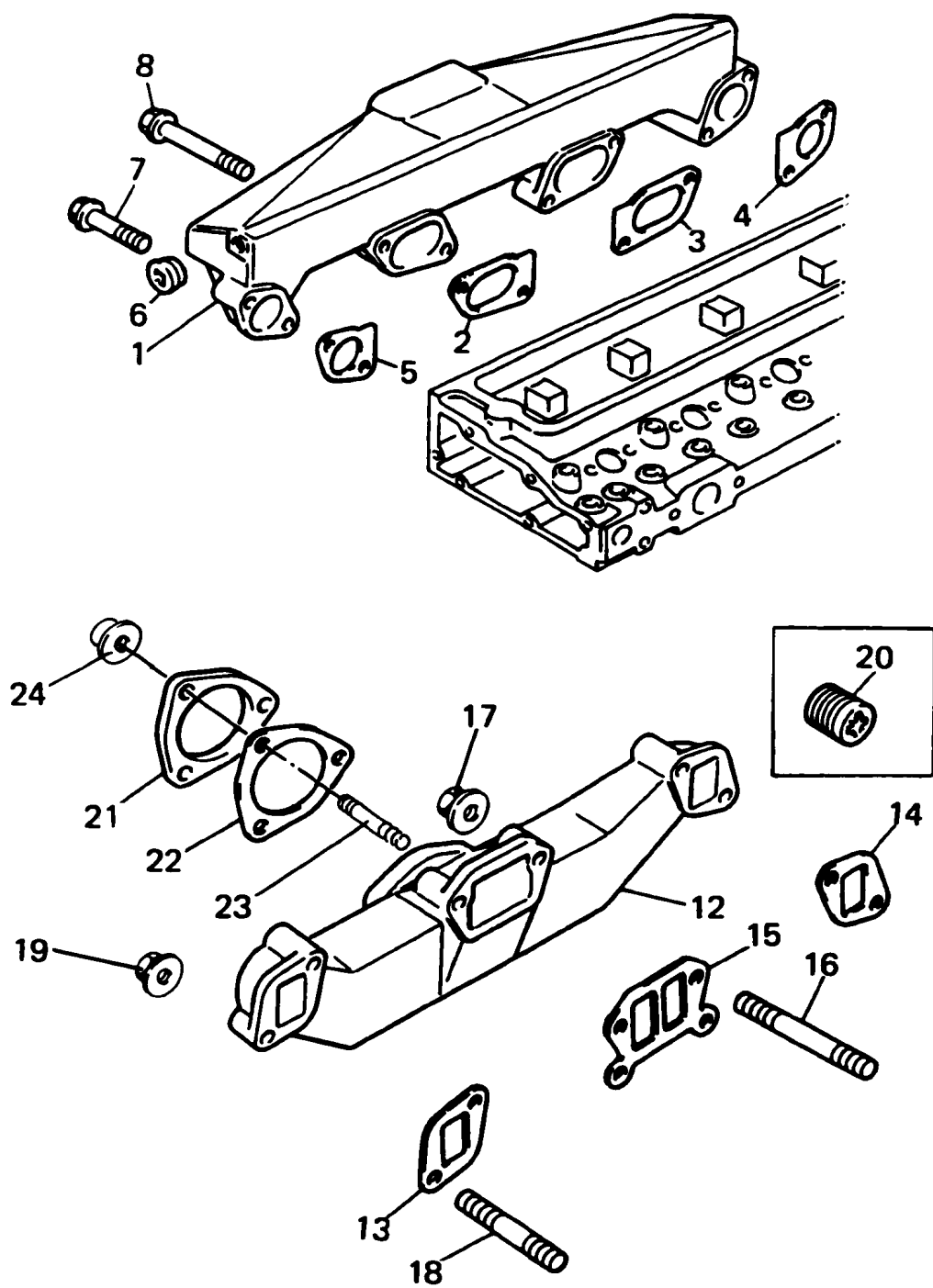


Reservdelar - Spare parts
30
467

8200	Utgåva Issue		Bild nr Picture No		Oljefilter och filterhus Perkins 1006.6, LPG 920117.037		Lubricating oil filter and head Perkins 1006.6 LPG 920117.037	
	980615		21698					
Pos. Fig.	Antal/Quantity			Art nr Part No	Benämning	Description	Sats Kit	Anmärkning Notes
0020	1	1		922874.0001	Filterhus	Filter housing		KPL INCL. IN FIG. 1
0040	2	1			•Adapter	•Adapter		
0060	3	1		921350.0004	Oljefilter	Oil filter		
0080	4	1		922041.0024	Tätning	Seal		
0100	5	4		923458.0162	Skruv	Screw		
0120	6	1		923458.0352	Platta	Plate		
0140	7	1		923458.0353	Tätning	Seal		
0160	8	4		923458.0354	Skruv	Screw		
0180	9	1		923458.0350	Kåpa	Cover		
0200	10	1		923458.0351	Tätning	Seal		
0220	11	2		923458.0271	Skruv	Screw		
0240	12	9		923458.0099	Skruv	Screw		



8210	Utgåva Issue		Bild nr Picture No		Vattenpump och termostat Perkins 1006.6, LPG 920117.037		Water pump and thermostat Perkins 1006.6, LPG 920117.037		
	980615		23482						
	Pos. Fig.	Antal/Quantity			Art nr Part No	Benämning	Description	Sats Kit	Anmärkning Notes
0020	1	1			923458.0357	Vattenpump	Water pump		KPL
0040	2	1				•Hus	•Housing		SEE FIG. 1
0080	3	1			923458.0359	•Rep.sats	•Repair kit		
0100	4	1			923458.0616	•Tätning	•Seal		
0120	5	1				•Pumphjul	•Impeller		SEE FIG. 3
0140	6	1				•Tätning	•Seal		SEE FIG. 3
0160	7	1				•Axel	•Shaft		SEE FIG. 3
0180	8	1			923458.0234	•Tätning	•Seal		
0200	9	1			923458.0241	•O-ring	•O-ring		
0220	10	1			923458.0237	•Lock	•Cover		
0240	11	1			923458.0358	•Kugghjul	•Gear		
0260	12	6			923458.0239	•Skruv	•Screw		
0280	13	1			923458.0186	Skrv	Screw		
0300	14	1			923458.0242	Skrv	Screw		
0320	15	1			923458.0186	Skrv	Screw		
0340	16	3			923458.0254	Skrv	Screw		
0360	17	1			923458.0360	Hus	Housing		
0380	18	1			923458.0247	Tätning	Seal		
0400	19	2			922288.0016	Plugg	Plug		
0420	20	1			923458.0249	Skrv	Screw		
0440	21	2			923458.0361	Skrv	Screw		
0460	22	2			923458.0362	Skrv	Screw		
0480	23	2			921106.0003	Termostat	Thermostat		
0500	24	1			923458.0256	Tätning	Seal		
0520	25	1			923458.0255	Termostathus	Thermostat housing		
0540	26	4			923458.0258	Skrv	Screw		
0560	27	1			922288.0026	Plugg	Plug		
0580	28	2			923458.0249	Skrv	Screw		
0600	29	1			923458.0250	Anslutningsrör	Connection pipe		
0620	30	1			923458.0251	Tätning	Seal		
0640	31	1			923458.0252	Slang	Hose		KPL
0660	32	1				•Slang	•Hose		SEE FIG. 31
0680	33	2			923458.0617	•Slangklamma	•Hose clamp		
0700	34	1			923458.0244	Platta	Plate		
0720	35	1			923458.0245	Tätning	Seal		
0740	36	3			923458.0212	Skrv	Screw		
0780	37	1			923458.0093	Plugg	Plug		

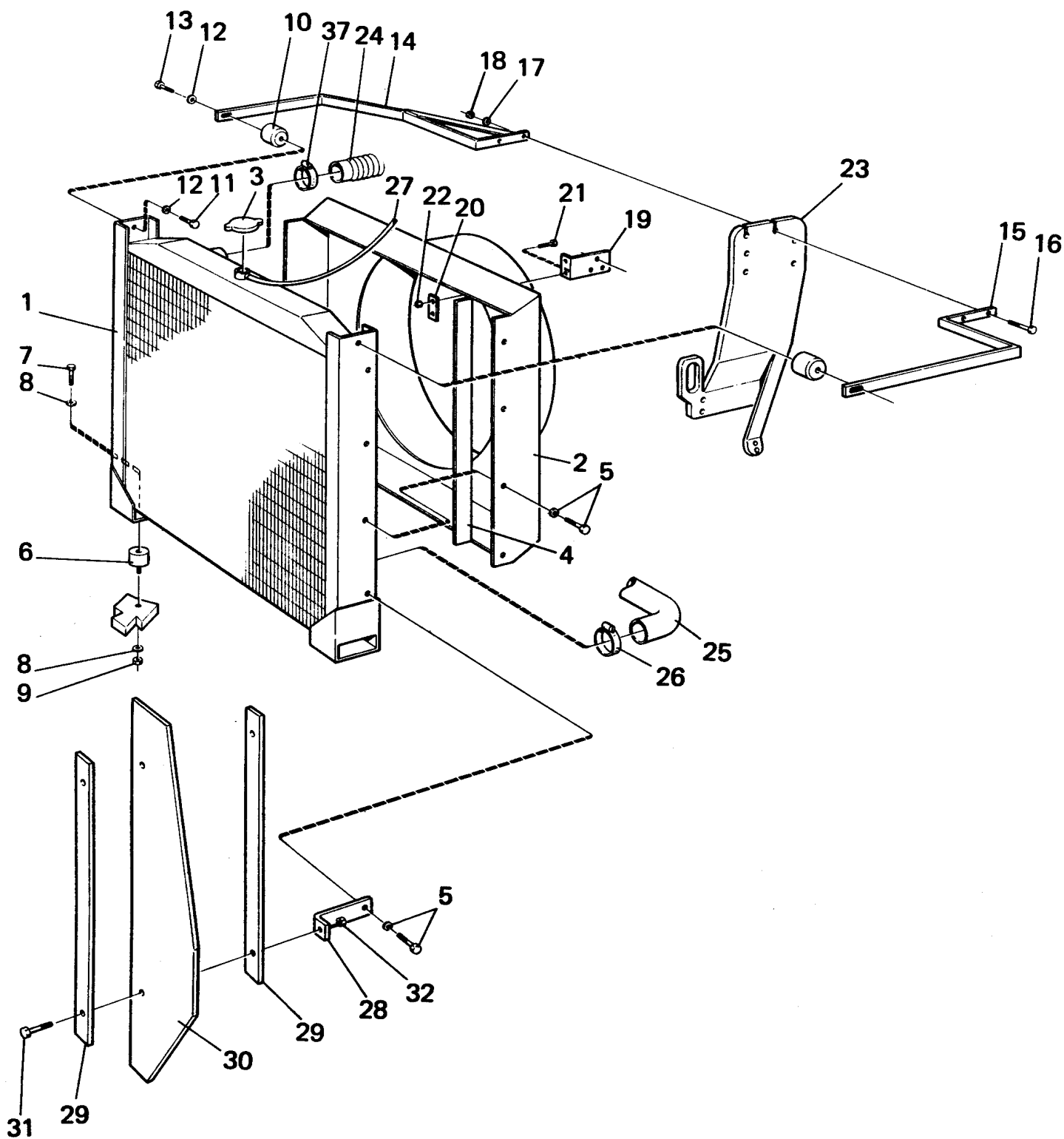


Reservdelar - Spare parts

30

471

8220	Utgåva Issue		Bild nr Picture No		Insugningsrör och avgasrör Perkins 1006.6 LPG 920117.037		Induction manifold and exhaust manifold Perkins 1006.6, LPG 920117.037	
	980615		21699					
Pos. Fig.	Antal/Quantity			Art nr Part No	Benämning	Description	Sats Kit	Anmärkning Notes
0020	1	1		923458.0365	Insugningsrör	Induction pipe		NOT USED NOT USED NOT USED
0040	2	1		921982.0020	Tätning	Seal		
0060	3	1		921982.0020	Tätning	Seal		
0080	4	1		921982.0021	Tätning	Seal		
0100	5	1		921982.0021	Tätning	Seal		
0120	6	1		923458.0366	Plugg	Plug		
0140	7	6		923458.0367	Skruv	Screw		
0160	8	2		923458.0368	Skruv	Screw		
0180	9							
0200	10							
0220	11							
0240	12	1		923458.0371	Avgasrör	Exhaust pipe		
0260	13	1		921982.0018	Tätning	Seal		
0280	14	1		921982.0018	Tätning	Seal		
0300	15	1		923107.0903	Tätning	Seal		
0320	16	4		923458.0372	Pinnskruv	Stud		
0340	17	4		923458.0269	Mutter	Nut		
0360	18	2		923458.0373	Pinnskruv	Stud		
0380	19	2		923458.0269	Mutter	Nut		
0400	20	2		923458.0303	Plugg	Plug		
0420	21	1		922158.0003	Fläns	Flange		
0440	22	1		923458.0270	Tätning	Seal		
0460	23	3		923458.0196	Pinnskruv	Stud		
0480	24	3		923458.0269	Mutter	Nut		



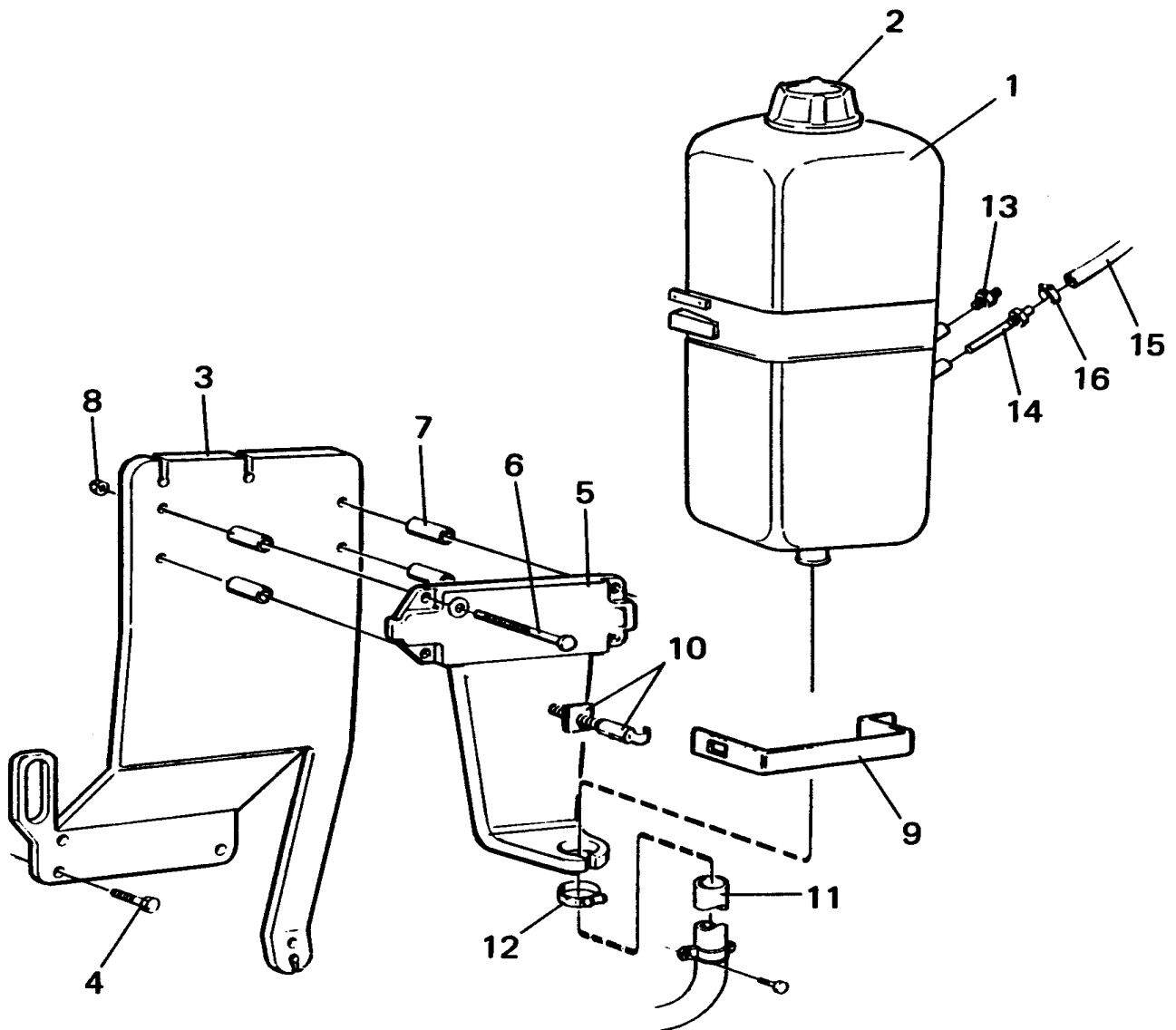
Reservdelar - Spare parts

30

473

8230

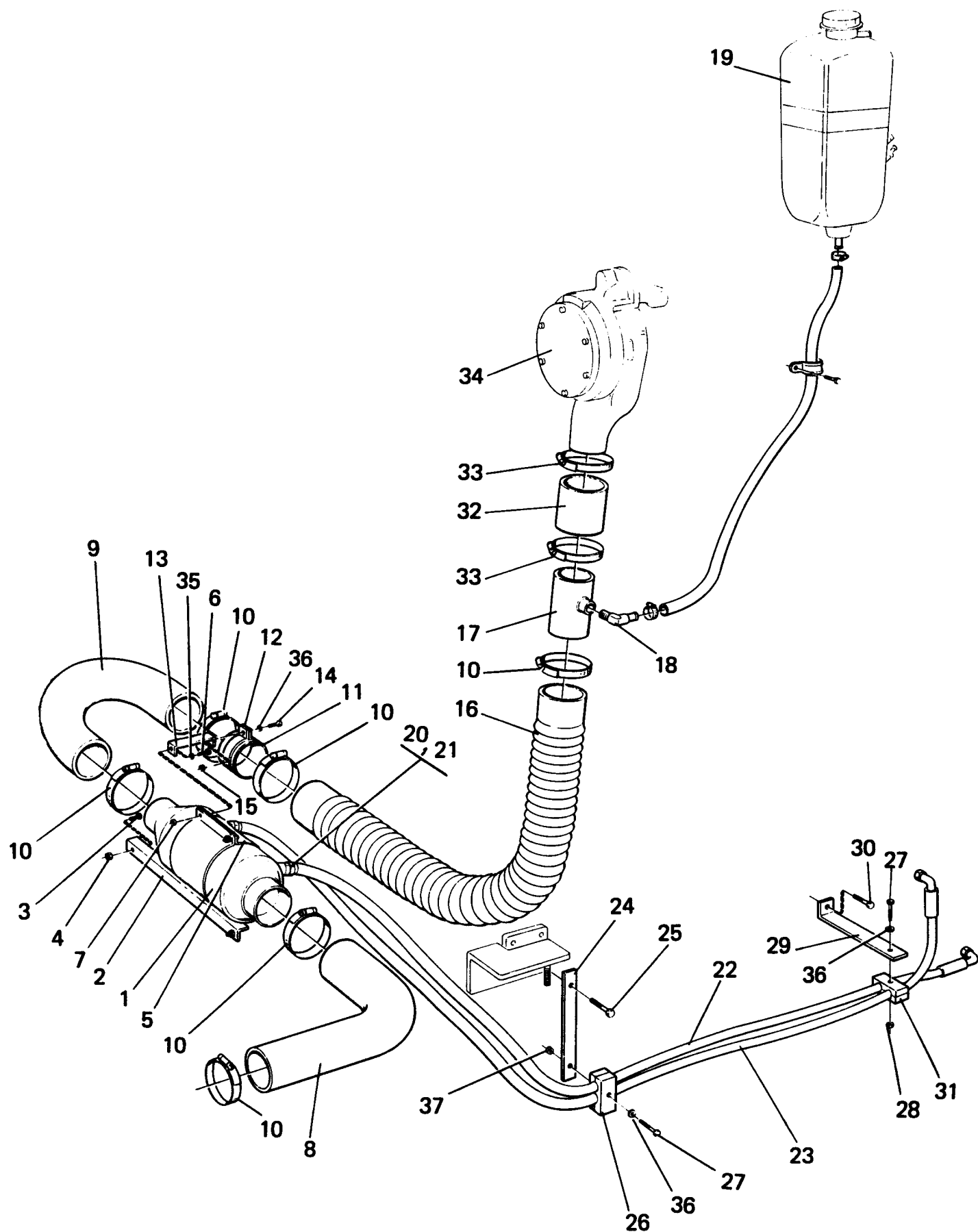
8230	Utgåva Issue		Bild nr Picture No		Kylsystem Perkins 1006.6 LPG 920117.037		Cooling system Perkins 1006.6 LPG 920117.037		
	Pos. Fig.	Antal/Quantity			Art nr Part No	Benämning	Description	Sats Kit	Anmärkning Notes
0020		-			457435.0300				DRAWING NO. DRAWING NO. 3",STD HD
0040		-			453786.0900				
0060	1	1			5507	Kylare	Radiator		
0080		1			156835.0100	Kylare	Radiator		FOR RADIATOR FOR RADIATOR
0100	2	1			A02394.0100	Fläktkåpa	Fan guard		
0120	3	1			3948	Kylarlock	Radiator filler cap		
0140	4	2			920905.0004	Tätninglist	Sealing strip		L=675
0160	5	10			5543	Skruv	Screw		
0180	6	2			920735.0002	Gummikudde	Rubber cushion		
0200	7	2			920042.024	Skruv	Screw		STD HD
0220	8	4			920098.009	Bricka	Washer		
0240	9	2			922030.0004	Mutter	Nut		
0260	10	2			920902.0001	Gummikudde	Rubber cushion		FOR ANTI-FREEZE TANK
0280	11	2			920042.002	Skruv	Screw		
0300	12	4			920165.005	Bricka	Washer		
0320	13	2			920042.005	Skruv	Screw		L=675
0340	14	1			A02791.0100	Fäste	Bracket		
0360	15	1			355842.0100	Fäste	Bracket		
0380	16	2			922357.0030	Skruv	Screw		STD HD
0400	17	2			98150	Bricka	Washer		
0420	18	2			5957	Mutter	Nut		
0440	19	1			456409.0100	Fäste	Bracket		L=675
0460	20	1			456411.0100	Bricka	Washer		
0480	21	2			920099.026	Skruv	Screw		
0500	22	2			920076.002	Mutter	Nut		STD HD
0520	23	1			A02389.0100	Fäste	Bracket		
0540	24	1			921970.0007	Slang	Hose		
0560	25	1			920897.0001	Gummikrök	Rubber bend		STD HD
0580	26	7			3251	Slangklamma	Hose clamp		
0600	27	ERF			425817.3000	Slang	Hose		
0620	28	4			456269.0100	Hållare	Holder		STD HD
0640		4			456269.0200	Hållare	Holder		
0660	29	4			456268.0100	Stag	Stay		
0680	30	2			356267.0100	Avskärmning	Baffle rubber		STD HD
0700	31	4			922357.0005	Skruv	Screw		
0720	32	4			920076.002	Låsmutter	Lock nut		



Reservdelar - Spare parts
30
475

8240

Utgåva Issue		Bild nr Picture No		Expansionstank Perkins 1006.6 LPG 920117.037		Expansion tank Perkins 1006.6 LPG 920117.037		
Pos. Fig.	Antal/Quantity			Art nr Part No	Benämning	Description	Sats Kit	Anmärkning Notes
	-			457441.0200				DRAWING NO.
1	1			5538	Expansionstank	Expansion tank		
2	1			5676	Lock	Cover		
	1			920966.0002	Lock	Cover		FOR TURBO,GRÖNT/GREEN
3	1			A02389.0100	Fäste	Bracket		
4	3			920042.005	Skruv	Screw		
5	1			5691	Konsol	Bracket		
6	4			3082	Skruv	Screw		
7	4			922585.0003	Distans	Spacer		
8	4			920076.003	Låsmutter	Lock nut		
9	1			A04401.0100	Bygel	Yoke		
10	1			922250.0001	Bygel	Yoke		
11	ERF			4077	Vattenslang	Water hose		L=560
12	2			3244	Klammer	Clamp		
13	1			923176.0001	Nivågivare	Level sensor		
14	1			5674	Anslutningsrör	Connection pipe		
15	ERF			455925.0800	Slang	Hose		L=950
16	2			3241	Slangklamma	Hose clamp		



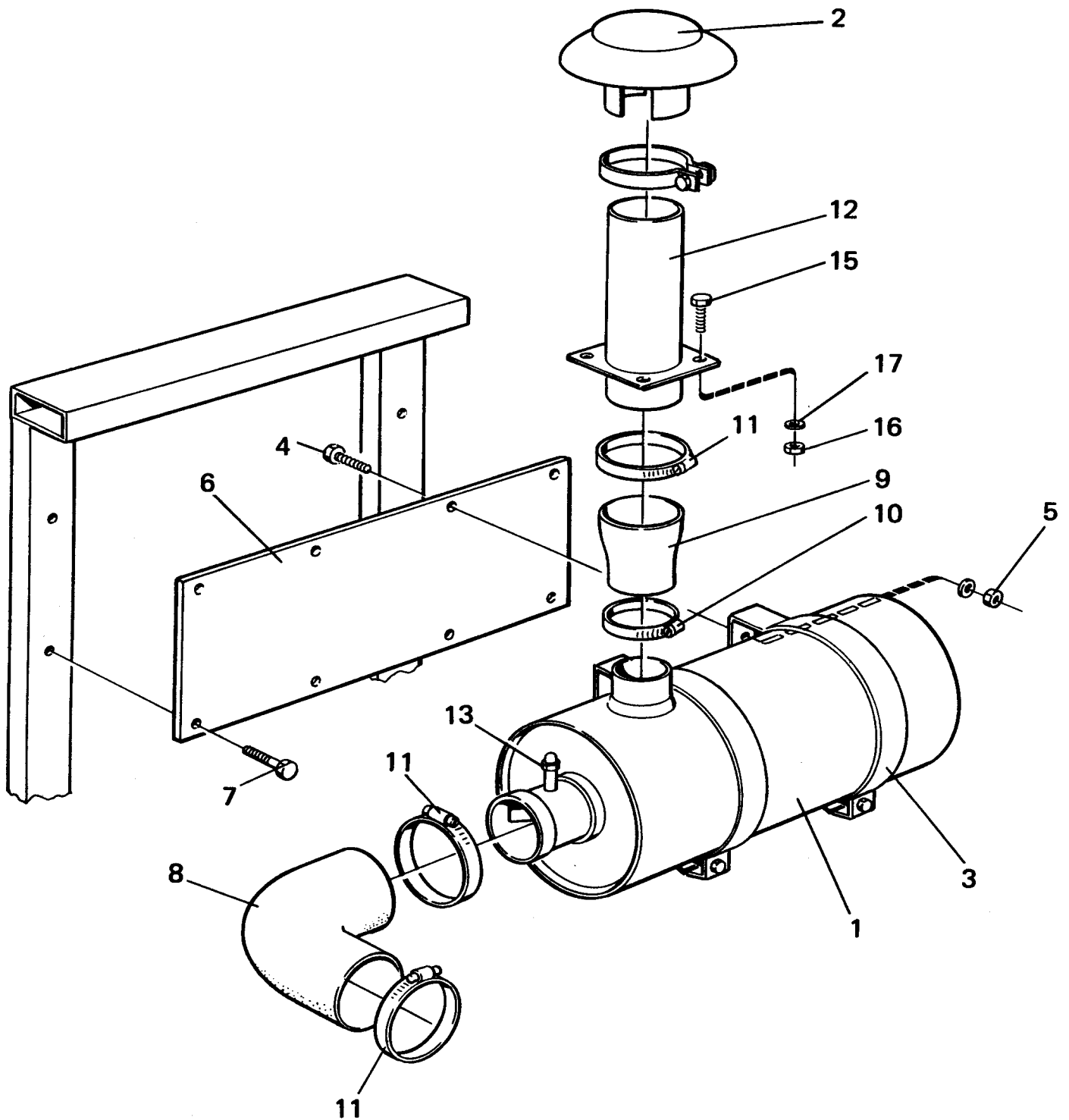
16965

Reservdelar - Spare parts

30

477

8250	Utgåva Issue		Bild nr Picture No		Oljekylare för växellåda Perkins 1006.6 LPG 920117.037		Oil cooler for gear box Perkins 1006.6 LPG 920117.037		
	Pos. Fig.	Antal/Quantity			Art nr Part No	Benämning	Description	Sats Kit	Anmärkning Notes
0020		-			457437.0600				DRAWING NO.
0040	1	1			920206.018	Oljekylare	Oil cooler		
0060	2	1			A11998.0100	Fäste	Bracket		L=520
0080	3	2			920042.003	Skruv	Screw		
0100	4	2			5957	Låsmutter	Lock nut		SEE GR 30, PAGE 475
0120	5	2			A10294.0100	Klamma	Clamp		
0140	6	4			920099.061	Skruv	Screw		L1400,FOR CLARK 18302 L1700,FOR CLARK 28334 L1700,FOR CLARK 18302 L1500,FOR CLARK 28334
0160	7	4			3052	Mutter	Nut		
0180	8	4			920897.0001	Kylarslang	Hose		SEE GR 30, PAGE 469
0200	9	1			923187.0001	Gummislang	Rubber hose		
0220	10	6			3251	Slangklamma	Hose clamp		
0240	11	1			455798.0100	Rör	Pipe		
0260	12	1			920039.002	Klamma,kylvattenrör	Clamp,cooling pipe		
0280	13	1			356983.0100	Fäste	Bracket		
0300	14	1			920099.065	Skruv	Screw		
0320	15	1			3052	Mutter	Nut		
0340	16	1			921970.0008	Slang	Hose		
0360	17	1			A02434.0100	Kylvattenrör	Cooling pipe		
0380	18	1			5943	Slangnippel	Hose nipple		
0400	19					Expansionstank	Expansion tank		
0420	20	2			3467	Adapter	Adapter		
0440	21	2			5938	Tredoring	Tredoring		
0460	22	1			309171.5200	Hydraulslang	Hydraulic hose		
0480		1			309171.0700	Hydraulslang	Hydraulic hose		
0500	23	1			309171.0700	Hydraulslang	Hydraulic hose		
0520		1			306899.4600	Hydraulslang	Hydraulic hose		
0540	24	1			456010.0100	Hållare	Holder		
0560	25	1			922357.0020	Skruv	Screw		
0580	26	2			352670.0600	Klamma	Clamp		
0600	27	2			3080	Skruv	Screw		
0620	28	1			3052	Mutter	Nut		
0640	29	1			A05235.0100	Fäste	Bracket		
0660	30	1			3102	Skruv	Screw		
0680	31	2			352670.0600	Klamma	Clamp		
0700	32	1			A03971.0100	Slang	Hose		
0720	33	2			3251	Slangklamma	Hose clamp		
0740	34					Vattenpump	Water pump		SEE GR 30, PAGE 469
0760	35	4			920098.025	Bricka	Washer		
0780	36	3			920098.025	Bricka	Washer		
0800	37	1			920076.003	Låsmutter	Lock nut		



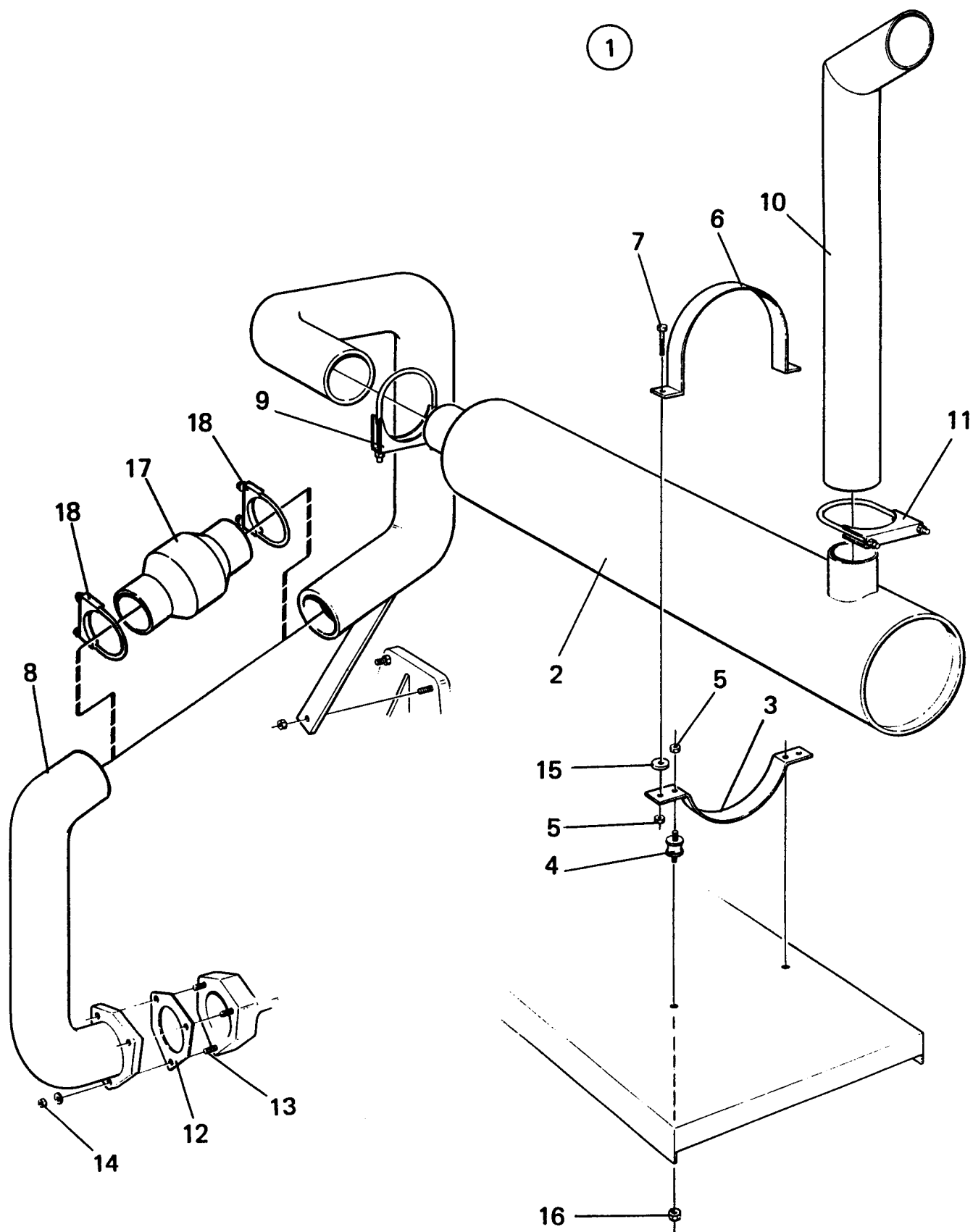
Reservdelar - Spare parts

30

479

8260

8260	Utgåva Issue		Bild nr Picture No		Luftrenarsystem Perkins 1006.6 LPG 456097.1700		Air cleaning system Perkins 1006.6 LPG 456097.1700		
	Pos. Fig.	Antal/Quantity			Art nr Part No	Benämning	Description	Sats Kit	Anmärkning Notes
0020		-			456097.1700	Luftrenarsystem	Air cleaning system		KPL
0040	1	1			920969.0010	Luftfilter	Air filter		OUTER INNER
0060		1			923120.0222	•Filterinsats	•Filter insert		
0080		1			923120.0291	•Säkerhetsfilter	•Safety filter		
0100	2	1			920725.0001	Huv	Cap		
0120	3	2			920963.0001	Klamma	Clamp		
0140	4	4			922357.0015	Skruv	Screw		
0160	5	4			922030.0002	Mutter	Nut		
0180	6	1			A02322.0100	Fäste	Bracket		
0200	7	4				Skruv	Screw		
0220	8	1			A03930.0100	Gummiböj	Rubber bend		
0240	9	1			A02324.0100	Anslutningsrör	Connection pipe		NOT USED
0260	10	1			3253	Slangklamma	Hose clamp		
0280	11	3			3254	Slangklamma	Hose clamp		
0300	12	1			455668.0100	Insugningsrör	Induction pipe		
0320	13	1			921901.0001	Kupolmutter	Domed nut		
0340	14								
0360	15	4			922357.0002	Skruv	Screw		
0380	16	4			920076.002	Låsmutter	Lock nut		
0400	17	4			98151	Bricka	Washer		

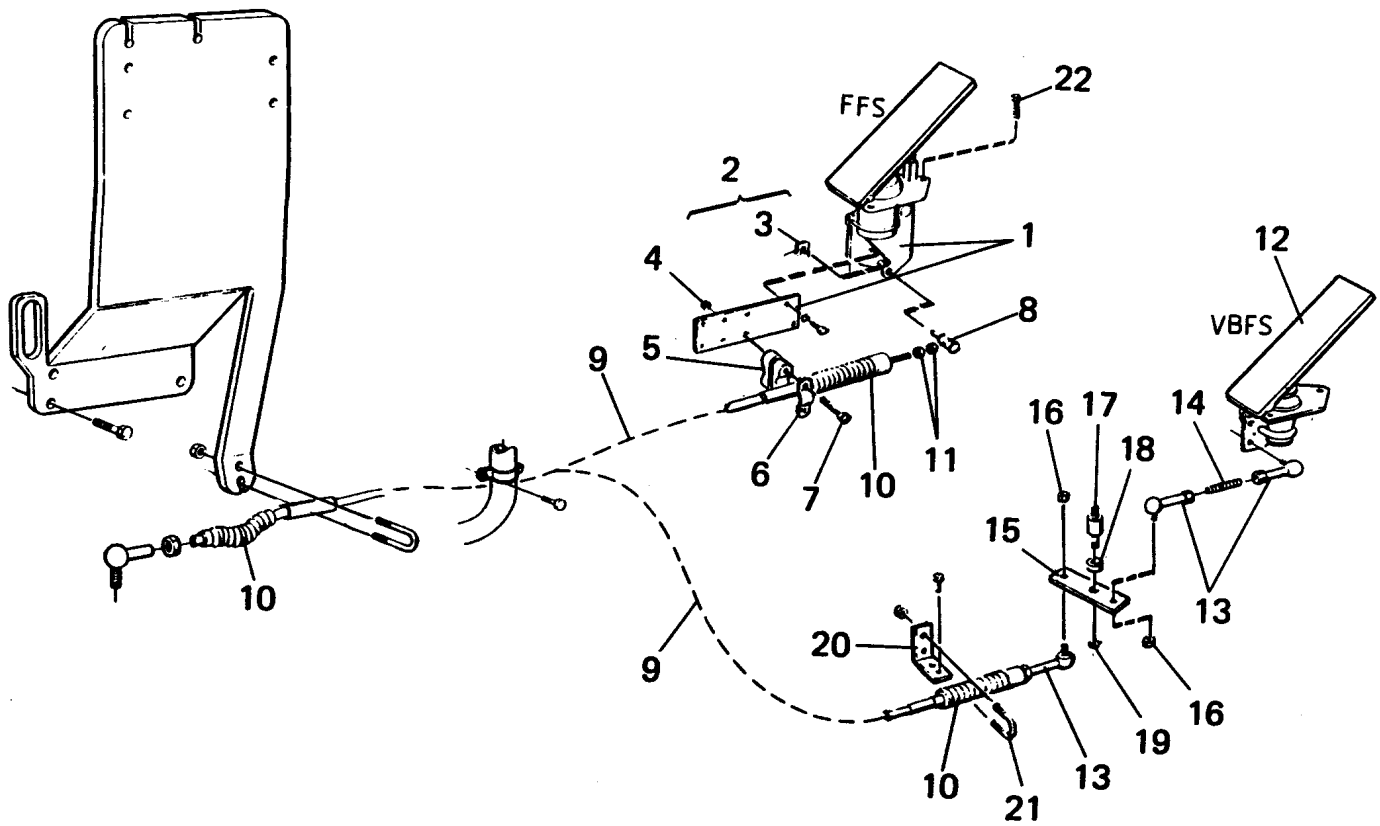


Reservdelar - Spare parts

30

481

8270	Utgåva Issue		Bild nr Picture No		Avgassystem Perkins 1006.6 LPG 456094.1500		Exhaust system Perkins 1006.6 LPG 456094.1500	
	980615		16999					
Pos. Fig.	Antal/Quantity			Art nr Part No	Benämning	Description	Sats Kit	Anmärkning Notes
0020	1			456094.1500	Avgassystem	Exhaust system		KPL
0040	2	1		921079.0005	•Ljuddämpare	•Silencer		
0060	3	1		455457.0100	•Fäste	•Bracket		
0080	4	2		90391	•Dämpare	•Pad		
0100	5	4		3052	•Mutter	•Nut		
0120	6	1		A00349.0100	•Spännband	•Strap		
0140	7	2		922357.0014	•Skruv	•Screw		
0160	8	1		A02580.0400	•Avgasrör	•Exhaust pipe		
0180	9	1		923096.0003	•Klamma	•Clamp		
0200	10	1		453679.0200	•Avgasrör	•Exhaust pipe		
0220	11	1		923096.0002	•Klamma	•Clamp		
0240	12	1		923458.0270	Avgaspackning	Exhaust gasket		
0260	13	3		923458.0196	Pinnskruv	Stud		
0280	14	3		923458.0269	Mutter	Nut		
0300	15	2		920098.025	Bricka	Washer		
0320	16	2		920076.003	Låsmutter	Lock nut		
0340	17							NOT USED
0360	18							NOT USED



8280	Utgåva Issue	Bild nr Picture No	Gasreglage Perkins 1006.6 LPG 920117.037		Throttle controls Perkins 1006.6 LPG 920117.037			
	Pos. Fig.	Antal/Quantity		Art nr Part No	Benämning	Description	Sats Kit	Anmärkning Notes
0010				354806.0300				RITNING/DRAWING
0020	1	1		922463.0001	Gaspedal	Foot throttle		FFS
0040	2	1		922463.0003	Monteringssats	Mounting kit		PART OF POS 1
0060	3	1			•Låsbleck	•Securing plate	S	
0080	4	2			•Mutter	•Nut	S	
0100	5	1			•Klamma	•Clamp	S	
0120	6	1			•Bygel	•Yoke	S	
0140	7	2			•Skruv	•Screw	S	
0160	8	1			•Tapp	•Pin	S	
0180	9	1		922442.0012	Reglagekabel	Control cable		L=2750
0200		1		922442.0032	Reglagekabel	Control cable		L=3100
0220		1		922442.0039	Reglagekabel	Control cable		L=3300
0240	10	2		922429.0001	•Gummibälg	•Rubber bellows		
0260	11	2		3051	•Mutter	•Nut		
0280	12	1		A13121.0100	Gaspedal	Foot throttle		VBFS
0300	13	3		90202	Kullänk	Ball link		
0320	14	1		A09868.0100	Dragstång	Pull rod		
0340	15	1		A09856.0100	Arm	Arm		
0360	16	ERF		3051	Mutter	Nut		
0380	17	1		A09855.0100	Axel	Shaft		
0400	18	1		920007.005	Bussning	Bushing		
0420	19	1		920046.006	Spårring	Retaining ring		
0440	20	1		A09867.0100	Fäste	Bracket		
0460	21	1		922133.0003	Wirelås	Wire lock		
0480	22	3		920099.024	Skruv	Screw		

Reservdelar - Spare parts

40

1

	Utgåva Issue 980615	Kraftöverföring Bromsar	Power transmission Brakes		Sida Page
0001					
0020	Växellåda Clark 28000 922297.0057 med		Gear box Clark 28000 922297.0057 with		
0040	elväxling		electrical gear change		
0060	•Converterhus med detaljer		•Converter housing with details		5
0080	•Converterhus och transmissionshus		•Converter housing, transmission case		9
0100	•Växellåda, Växelpaket		•Gear box, Clutch gear groups		13
0120	•Lågväxelpaket Back o 3:a växelpaket		•Low gear clutch group reverse-3rd		17
0140	fram o 2:a växelpaket		clutch group forward-2nd clutch group		
0160	•Tryckventil, Pump, Filter		•Pressure valve, Pump, Filter		19
0180	•Kontrollventil, kopplingsventil för		•Control valve, clutch valve for		21
0200	el.växling		electrical gear change		
0220					
0240	Växellåda Clark 18000 922297.0051		Gear box Clark 18000 922297.0051		
0260	med elväxling		with electrical gear change		
0280	•Växellåda Clark 18000, converterhus		•Gear box Clark 18000, converter		23
0300	med detaljer		housing with details		
0320	•Växellåda Converterhus och		•Gear box Converter housing and		27
0340	transmissionshus		transmission case		
0360	•Växellåda Växelpaket		•Gear box Clutch gear groups		29
0380	•Lågväxelpaket Fram o 3:e växelpaket		•Low gear clutch group Forward-3rd		33
0400	back o 2:a växelpaket		clutch group Reverse-2nd clutch group		
0420	•Kontrollventil Clark 18000,923108.0222		•Control valve Clark 18000,923108.0222		35
0440	Äldre utförande		Old design		
0460	•Kontrollventil Clark 18000,923458.0455		•Control valve Clark 18000,923458.0455		39
0480	Nytt utförande		New design		
0500					
0520	Växellåda Clark 32335 922297.0070 med		Gear box Clark 32335 922297.0070 with		
0540	elväxling		electrical gear change		
0560	•Converterhus med detaljer		•Converter housing with details		43
0580	•Transmissionshus		•Transmission case		45
0600	•Turbinaxel, statorstöd och oljefångare		•Turbine shaft, statosupport, oil baffle		47
0620	•Converter-grupp		•Converter group		49
0640	•Lamell-paket, flexplates		•Drive plate group, flexplates		51
0660	•Pumpdrivning		•Pump drive parts group		53
0680	•Back och högväxelpaket		•Reverse and high clutch group		55
0700	•Fram och 2:a växelpaket		•Forward-2nd clutch group		57
0720	•Lågväxelpaket		•Low gear clutch group		59
0740	•Utgående axel		•Output shaft group		61
0760	•Tryckventil, Pump, Filter		•Pressure valve, Pump, Filter		63
0780	•Kontrollventil, Kopplingsventil för		•Control valve, Clutch valve for		65
0800	elektrisk växling		electrical gear changing		
0820	•Pumpadapter		•Pump adaptor		67
0840	•Fläns		•Flange		69
0860					
0880	Växellåda Clark 18000 922297.0050		Gear box Clark 18000 922297.0050		
0900	med elväxling		with electrical gear change		
0920	•Växellåda Clark 18000, converterhus		•Gear box Clark 18000, converter		71
0940	med detaljer		housing with details		
0960	•Växellåda Converterhus och		•Gear box Converter housing and		75
0980	transmissionshus		transmission case		
1000	•Växellåda Växelpaket		•Gear box Clutch gear groups		77
1020	•Lågväxelpaket Fram o 3:e växelpaket		•Low gear clutch group Forward-3rd		81
1040	back o 2:a växelpaket		clutch group Reverse-2nd clutch group		
1060	•Kontrollventil Clark 18000		•Control valve Clark 18000		83
1080	•Moduleringsventil Clark 18000		•Modulator valve Clark 18000		85
1100					
1101	Växellåda Clark 28334 922297.0090 med		Gear box Clark 28334 922297.0090 with		
1102	elväxling		electrical gear change		
1103	•Converterhus med detaljer		•Converter housing with details		87
1104	•Transmissionshus		•Transmission case		89
1105	•Turbinaxel, statorstöd och oljefångare		•Turbine shaft, statosupport, oil baffle		91
1106	•Converter-grupp		•Converter group		93
1107	•Lamell-paket, flexplates		•Drive plate group, flexplates		95
1108	•Pumpdrivning		•Pump drive parts group		97

Reservdelar - Spare parts

40

2

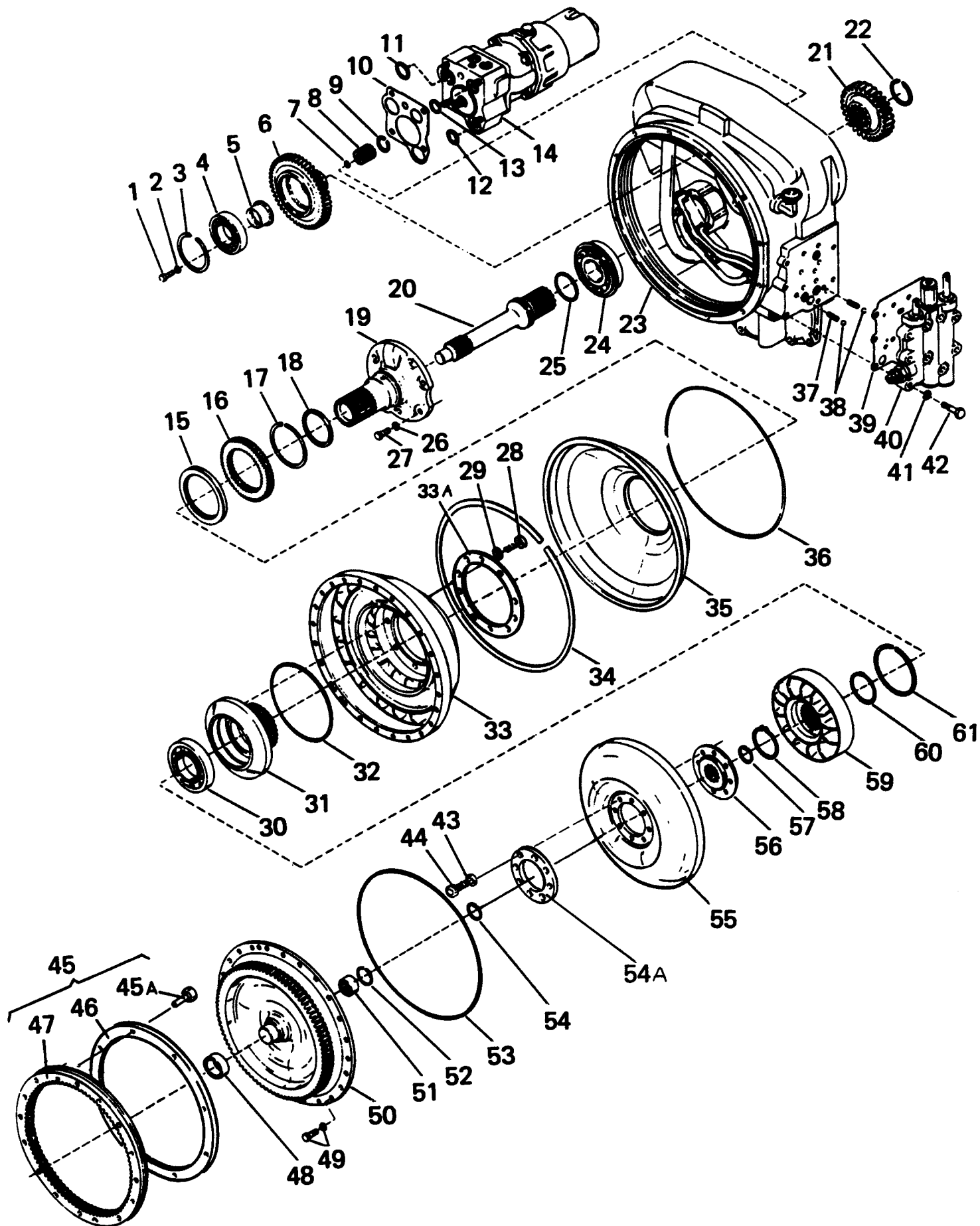
	Utgåva Issue	Kraftöverföring Bromsar	Power transmission Brakes		Sida Page
0001	980615				
1110	•Back och högväxelpaket		•Reverse and high clutch group		99
1111	•Fram och 2:a växelpaket		•Forward-2nd clutch group		101
1112	•Lågväxelpaket		•Low gear clutch group		103
1113	•Utgående axel		•Output shaft group		105
1114	•Tryckventil, Pump, Filter		•Pressure valve, Pump, Filter		107
1115	•Kontrollventil, Kopplingsventil för		•Control valve, Clutch valve for		109
1116	elektrisk växling		electrical gear changing		
1117	•Fläns		•Flange		111
1118					
1120	Montering av drivaxel Kessler		Mounting of Drive axle Kessler		113
1140	923562.0001 STD,D81PL478NLB5340		923562.0001 STD,D81PL478NLB5340		
1160	ritn 81.5160.3 och drivaxel 923562.0008		drw.81.5160.3 and drive axle 923562.0008		
1180	bred,D81PL478NLB5340 ritn 81.5260.3		wide,D81PL478NLB5340 drw. 81.5260.3		
1200	samt kardanaxel, 459137.0100,		and Universal drive shaft, 459137.0100,		
1220	459137.0200		459137.0200		
1240					
1260	•Drivaxelkåpa		•Drive axle casing		115
1280					
1300	•Drivaxelväxel		•Differential carrier		117
1320					
1340	•Planetväxel		•Planetary gear		119
1360					
1380	•Drivhjulsbroms		•Drive wheel brake		121
1400					
1420	•Parkeringsbroms äldre utförande		•Parking brake old design		123
1440					
1460	•Parkeringsbroms nytt utförande		•Parking brake new design		125
1480					
1500	Montering av drivaxel Kessler		Mounting of Drive axle Kessler		127
1520	923562.0011 STD,D81PL478NLB5340		923562.0011 STD,D81PL478NLB5340		
1540	ritn 81.5425.3 och drivaxel 923562.0012		drw.81.5425.3 and drive axle 923562.0012		
1560	bred,D81PL478NLB5340 ritn 81.5534.3		wide,D81PL478NLB5340 drw. 81.5534.3		
1580	samt kardanaxel, 459137.0300,		and Universal drive shaft, 459137.0300,		
1600	459137.0400, 459137.0600		459137.0400, 459137.0600		
1620					
1640	•Drivaxelkåpa		•Drive axle casing		129
1660					
1680	•Drivaxelväxel		•Differential carrier		131
1700					
1720	•Planetväxel		•Planetary gear		133
1740					
1760	•Drivhjulsbroms		•Drive wheel brake		135
1780					
1800	•Parkeringsbroms		•Parking brake		137
1820					
1840	Montering av drivaxel Kessler		Mounting of Drive axle Kessler		139
1860	923562.0013 Extra bred,D81PL478LB5340,		923562.0013 Extra wide,D81PL478LB5340,		
1880	ritning 81.5535.3E samt kardanaxel,		drawing 81.5535.3E and universal drive		
1900	459137.0500		shaft,459137.0500		
1920					
1940	•Drivaxelkåpa		•Drive axle casing		141
1960					
1980	•Drivaxelväxel		•Differential carrier		143
2000					
2020	•Planetväxel		•Planetary gear		145
2040					
2060	•Drivhjulsbroms		•Drive wheel brake		147
2080					
2100	•Parkeringsbroms		•Parking brake		149
2120					
2140	Kardanaxel 921064.0006, 921064.0008,		Universal drive shaft 921064.0006,		151
2160	921064.0013		921064.0008, 921064.0013		
2180					

Reservdelar - Spare parts

40

3

0001	Utgåva	Kraftöverföring	Power transmission	Sida Page
	Issue	Bromsar	Brakes	
	980615			
2200	Montering av drivaxel Kessler		Mounting of Drive axle Kessler	153
2220	923562.0030 STD,459137.1200,459137.1300		923562.0030 STD,459137.1200,459137.1300	
2240				
2260	•Drivaxelkåpa		•Drive axle casing	155
2280				
2300	•Drivaxelväxel		•Differential carrier	157
2320				
2340	•Planetväxel		•Planetary gear	159
2360				
2380	•Drivhjulsbroms		•Drive wheel brake	161
2400				
2420	•Parkeringsbroms		•Parking brake	163
2440				
2460	Montering av drivaxel Kessler		Mounting of Drive axle Kessler	165
2480	923562.0028 bred,459137.1000,459137.1100		923562.0028 wide,459137.1000,459137.1100	
2500				
2520	•Drivaxelkåpa		•Drive axle casing	167
2540				
2560	•Drivaxelväxel		•Differential carrier	169
2580				
2600	•Planetväxel		•Planetary gear	171
2620				
2640	•Drivhjulsbroms		•Drive wheel brake	173
2660				
2680	•Parkeringsbroms		•Parking brake	175
2700				
2720	Montering av drivaxel Kessler		Mounting of Drive axle Kessler	177
2740	923562.0031 Extra bred,459137.1400,		923562.0031 Extra wide,459137.1400,	
2760	A05183.0400		A05183.0400	
2780				
2800	•Drivaxelkåpa		•Drive axle casing	179
2820				
2840	•Drivaxelväxel		•Differential carrier	181
2860				
2880	•Planetväxel		•Planetary gear	183
2900				
2920	•Drivhjulsbroms		•Drive wheel brake	185
2940				
2960	•Parkeringsbroms		•Parking brake	187
2980				
3000	Montering av drivaxel Kessler		Mounting of Drive axle Kessler	189
3020	923562.0029 med differentialspärr		923562.0029 with differential lock	
3040				
3060	•Drivaxelkåpa		•Drive axle casing	191
3080				
3100	•Drivaxelväxel		•Differential carrier	193
3120				
3140	•Planetväxel		•Planetary gear	195
3160				
3180	•Drivhjulsbroms		•Drive wheel brake	197
3200				
3220	•Parkeringsbroms		•Parking brake	199
3240				
3260	Drivhjul för Kessler		Drive wheel for Kessler	201
3280				
3300	Stödhjul och skärm,		Supporting wheel and mud guard,	203
3320	157423.0200		157423.0200	
3330				
3340	•Cylinder A01791.0100		•Cylinder A01791.0100	205



Reservdelar - Spare parts

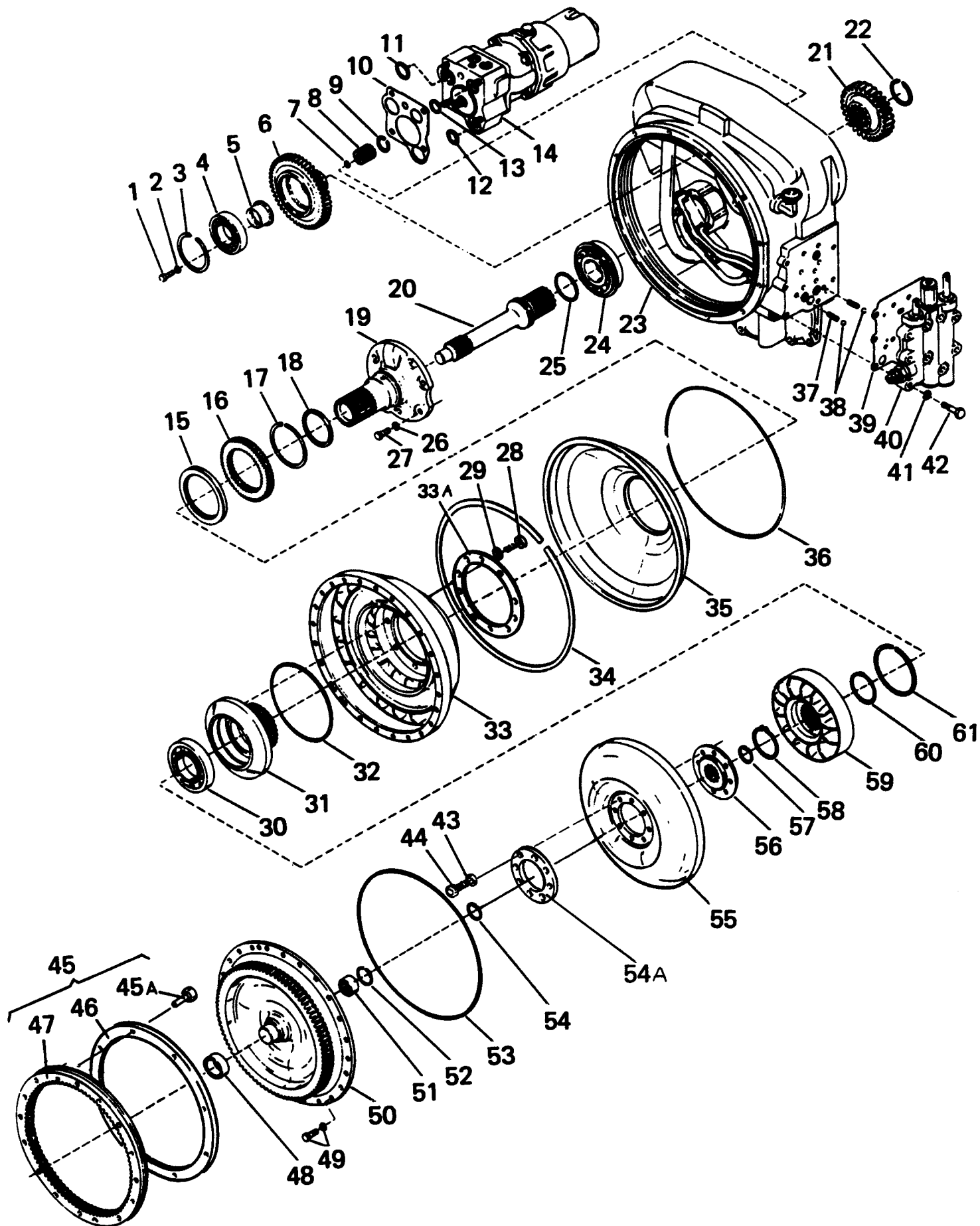
40

5

0100	Utgåva Issue		Bild nr Picture No		Växellåda Clark 28000 converterhus med detaljer 922297.0057		Gear box Clark 28000 Converter housing with details, 922297.0057		
	Pos. Fig.	Antal/Quantity			Art nr Part No	Benämning	Description	Sats Kit	Anmärkning Notes
		9222 97. 0057							
0017	0	-			922297.0057	Växellåda	Gear box	S	KPL EL. GEAR CHANGE 25)
0020	1	6			922087.0025	Skruv	Screw		
0040	2	6			921804.0001	Låsbricka	Lock washer		
0060	3	3			923108.0042	Spärring	Retaining ring		
0085	4	3			923108.0043	Lager	Bearing		
0100	5	3			923108.0044	Lagerblock	Bearing support		
0120	6	3			923108.0045	Kugghjul	Gear		
0140	7								NOT USED
0160	8	1			923108.0046	Kugghjul	Gear		KPL
0180	9	1			923108.0047	•Spärring	•Retaining ring		
0200	10	1			920578.0001	Packning	Gasket		
0220	11	1			920600.0002	O-ring	O-ring		
0240	12	1			920600.0001	O-ring	O-ring		
0260	13	1			920584.0001	O-ring	O-ring		
0280	14	1				Tryckventil	Pressure valve		SEE GR 40, PAGE 19
0300	15	1			920379.004	Tätning	Seal	S	25,182)
0320	16	1			923108.0048	Kugghjul	Gear		
0340	17	1			923108.0049	Spärring	Retaining ring		
0360	18	1			923108.0050	Tätningssring	Seal ring	S	25)
0380	18A	1			923108.0051	Fjäder	Spring	S	25) NOT ILLUSTRATED
0400	19	1			920380.004	Statorfäste	Stator support		
0420	20	1			923108.0052	Axel	Shaft		
0445	21	1			923108.0219	Kugghjul	Gear		
0460	22	1			923108.0055	Spärring	Retaining ring		
0480	23	1			923108.0056	Converterhus	Converter housing		
0505	24	1			921160.0018	Lager	Bearing		
0520	25	1			923108.0057	Tätningssring	Seal ring		
0540	26	6			923349.0095	Låsbricka	Lock washer		
0560	27	6			923108.0059	Skruv	Screw		
0590	28	12			923109.0156	Skruv	Screw		182)
0600	29								NOT USED
0630	30	1			923109.0152	Lager	Bearing		182)
0650	31	1			923109.0153	Nav	Hub		182)
0670	32	1			923109.0154	O-ring	O-ring		182)
0690	33	1			923109.0155	Pumphjul	Impeller		182)
0695	33A	1			923109.0157	Ring	Ring		182)
0700	34	1			923109.0980	Spärring	Retaining ring		
0720	35	1			923108.0067	Oljefångare	Oil catcher		
0740	36	1			923108.0068	Tätningssring	Seal ring	S	25)
0760	37								NOT USED
0780	38	2			90844	Kula	Ball		
0800	39	1				Packning	Gasket		SE POS 40
0820	40	1				Kontrollventil	Control valve		SEE GR 40, PAGE 21
0840	41	-				Bricka	Washer		SE POS 40
0860	42	-				Skruv	Screw		SE POS 40
0880	43	8			923108.0072	Bricka	Washer		182)
0900	44	8			920761.0007	Skruv	Screw		182)
0910	45	1			A10536.0100	Kuggkrans	Gear rim		KPL,TILL SVÄNGHJUL / TO FLY WHEEL
0915									
0920	45A	16			922393.0004	•Skruv	•Screw		
0940	46	1			922393.0003	•Stödring	•Back-up ring		
0960	47	1			922393.0002	•Kuggkrans	•Gear rim		ERS AV 923110.0504
0980		1			923110.0504	•Kuggkrans	•Gear rim		ERS 922393.0002
1000	48	1			923108.0073	Hylsa	Sleeve		
1020	49	24			920761.0014	Skruv	Screw		182)
1025									PLUS BRICKA/WASHER
1040	50	1			923108.0075	Medbringare,pumphjul	Impeller cover		
1060	51	1			921696.0003	Lager	Bearing		182)

25. Ingår i tätningssats 923108.0250 (801804) Part of seal kit 923108.0250 (801804)

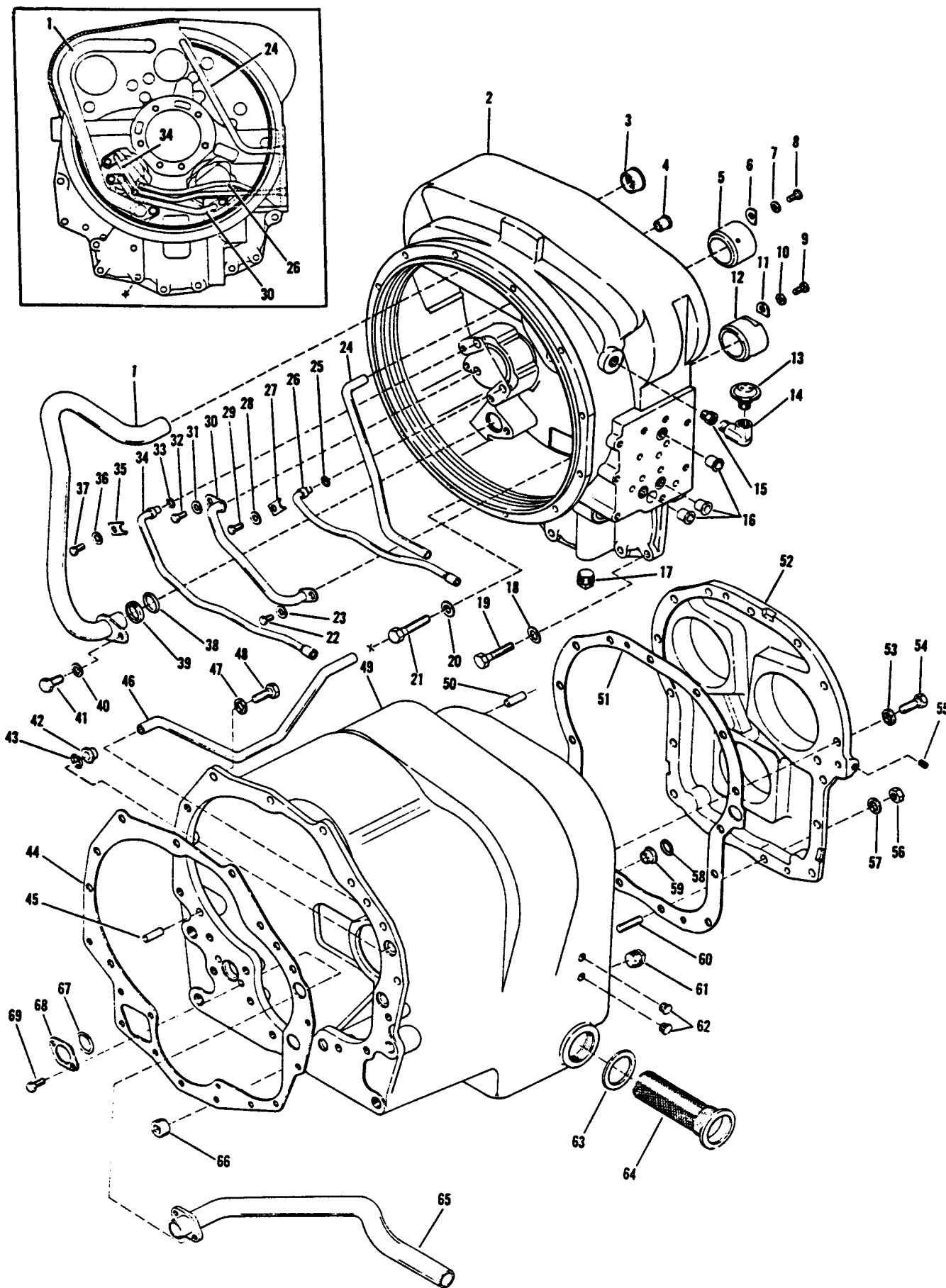
182. Ingår i momentomvandlarsats 425809.0200 (för Clark28000, 922297.0057) Part of torque converter kit 425809.0200 (for Clark28000 ,922297.0057)



Reservdelar - Spare parts
40
7

0100

0100	Utgåva Issue		Bild nr Picture No		Växellåda Clark 28000 converterhus med detaljer 922297.0057		Gear box Clark 28000 Converter housing with details, 922297.0057		
	Pos. Fig.	Antal/Quantity			Art nr Part No	Benämning	Description	Sats Kit	Anmärkning Notes
		9222 97. 0057							
1080	52	1			923108.0076	Spårring	Retaining ring		182)
1100	53	1			920582.0002	O-ring	O-ring		182)
1120	54	1			5314	Spårring	Retaining ring		182)
1140	54A	1			923109.0990	Ring	Ring		
1150	55	1			923108.0080	Turbinhjul	Turbine		182)
1160	56	1			923108.0081	Turbinhjulsnav	Turbine hub		182)
1180	57	1			5314	Spårring	Retaining ring		182)
1200	58	1			923108.0082	Spårring	Retaining ring		182)
1230	59	1			923109.0150	Stator	Stator		182)
1240	60	1			923108.0084	Distansring	Spacer ring		182)
1270	61	1			923109.0151	Spårring	Retaining ring		182)
1280		1			923108.0250	Tätningssats	Seal kit		CONVERTER
1300		1			923108.0251	Tätningssats	Seal kit		TRANSMISSION
1320		1			425809.0200	Momentomvandlare	Torque converter		SATS/KIT

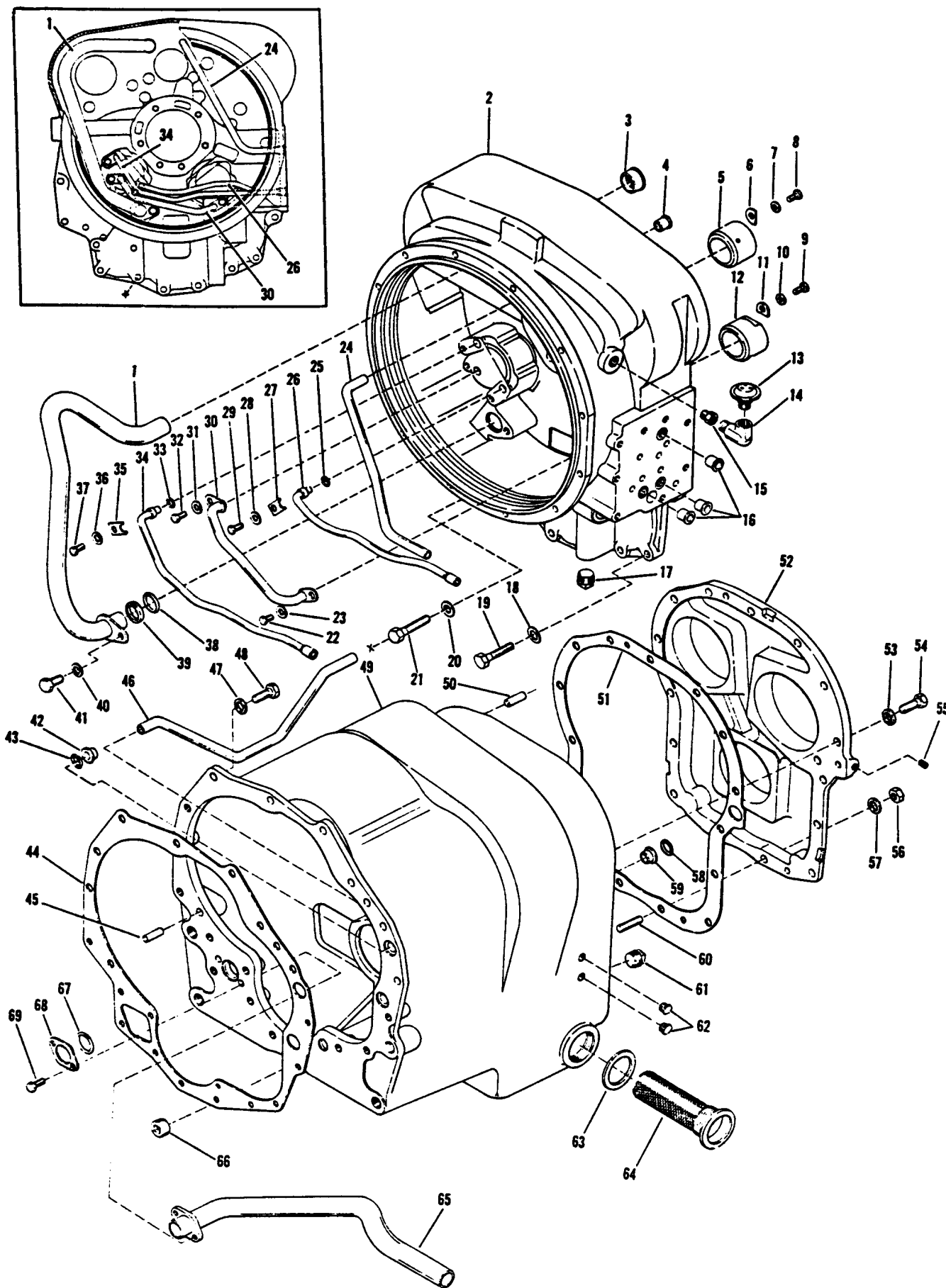


Reservdelar - Spare parts

40

9

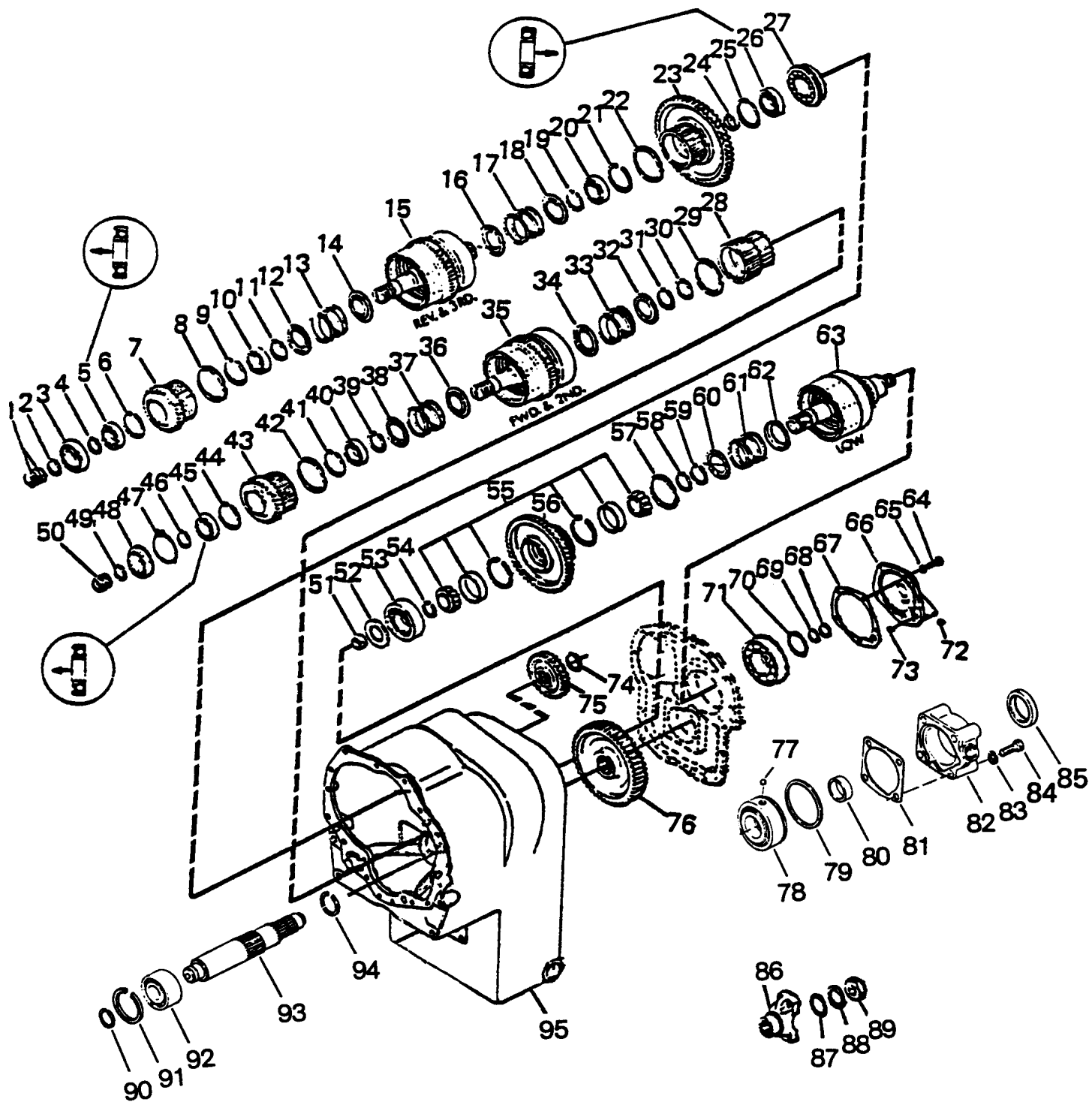
0150	Utgåva Issue		Bild nr Picture No		Växellåda Clark 28000 Converterhus och transmissionshus		Gear box Clark 28000 converter housing and transmission case		
	Pos. Fig.	Antal/Quantity			Art nr Part No	Benämning	Description	Sats Kit	Anmärkning Notes
		9222 97. 0057							
0020	1	1			923108.0086	Slang	Hose		SUG/SUCTION POS.3-12,16,22-40INCL
0040	2	1			923108.0056	Converterhus	Converter housing		
0060	3	1			923108.0087	Hylsa	Sleeve		
0080	4	1			921803.0002	Hylsa	Sleeve		
0100	5	1			923108.0088	Hylsa	Sleeve		
0120	6	1			923108.0089	Låsbleck	Securing plate		
0140	7	1			923349.0069	Låsbricka	Lock washer		
0160	8	1			920761.0016	Skruv	Screw		
0180	9	1			920761.0016	Skruv	Screw		
0200	10	1			923349.0069	Låsbricka	Lock washer		
0220	11	1			923108.0089	Låsbleck	Securing plate		
0240	12	1			923108.0088	Hylsa	Sleeve		
0260	13	1			920378.002	Luftventil	Breather		
0280	14	1			920756.0001	Nippel	Nipple		
0300	15	1			920757.0001	Förskruvning	Fitting		
0320	16	3			921803.0002	Hylsa	Sleeve		
0340	17	1			90704	Plugg	Plug		
0360	18	4			921804.0001	Låsbricka	Lock washer		
0380	19	4			920761.0004	Skruv	Screw		
0400	20	4			921804.0001	Låsbricka	Lock washer		
0420	21	4			923108.0092	Skruv	Screw		
0440	22	1			920761.0016	Skruv	Screw		
0460	23	1			923349.0069	Låsbricka	Lock washer		
0480	24	1			923108.0093	Slang	Hose		
0500	25	1			923108.0094	O-ring	O-ring		
0520	26	1			923108.0095	Slang	Hose		
0540	27	1			923108.0096	Slangklamma	Hose clamp		
0560	28	1			923349.0069	Låsbricka	Lock washer		
0580	29	1			920761.0016	Skruv	Screw		
0600	30	1			923108.0097	Slang	Hose		
0620	31	1			923349.0069	Låsbricka	Lock washer		
0640	32	1			920761.0016	Skruv	Screw		
0660	33	1			923108.0094	O-ring	O-ring		
0680	34	1			923108.0098	Slang	Hose		
0700	35	1			923108.0096	Slangklamma	Hose clamp		
0720	36	1			923349.0069	Låsbricka	Lock washer		
0740	37	1			920761.0016	Skruv	Screw		
0760	38	1			923108.0100	O-ring	O-ring	S	
0780	39	1			923108.0099	Distansring	Spacer ring		
0800	40	1			90789	Låsbricka	Lock washer		
0820	41	1			923109.0307	Skruv	Screw		
0840	42	1			921803.0002	Hylsa	Sleeve		
0860	43	1			920584.0001	O-ring	O-ring		
0900	44	1			923108.0103	Tätning	Seal		
0920	45	2			921809.0001	Styrpinne	Guide pin		
0940	46	1			923108.0104	Slang	Hose		
0960	47	10			921804.0001	Låsbricka	Lock washer		
0980	48	10			90780	Skruv	Screw		
1000	49	1			923108.0216	Transmissionshus	Transmission case		
1020									KPL POS.42,46,59,65, 67-69 INCLUDED
1040	50	2			923108.0106	Styrpinne	Guide pin		
1060	51	1			923108.0107	Tätning	Seal	S	
1080	52	1			923109.0574	Lock	Cover		
1100	53	13			921804.0001	Låsbricka	Lock washer		
1120	54	13			923108.0110	Skruv	Screw		
1140	55	1			920764.0008	Plugg	Plug		
1160	56	2			923108.0111	Mutter	Nut		
1180	57	2			921804.0001	Låsbricka	Lock washer		
1200	58	1			920584.0001	O-ring	O-ring		
1220	59	1			921803.0002	Hylsa	Sleeve		



Reservdelar - Spare parts
40
11

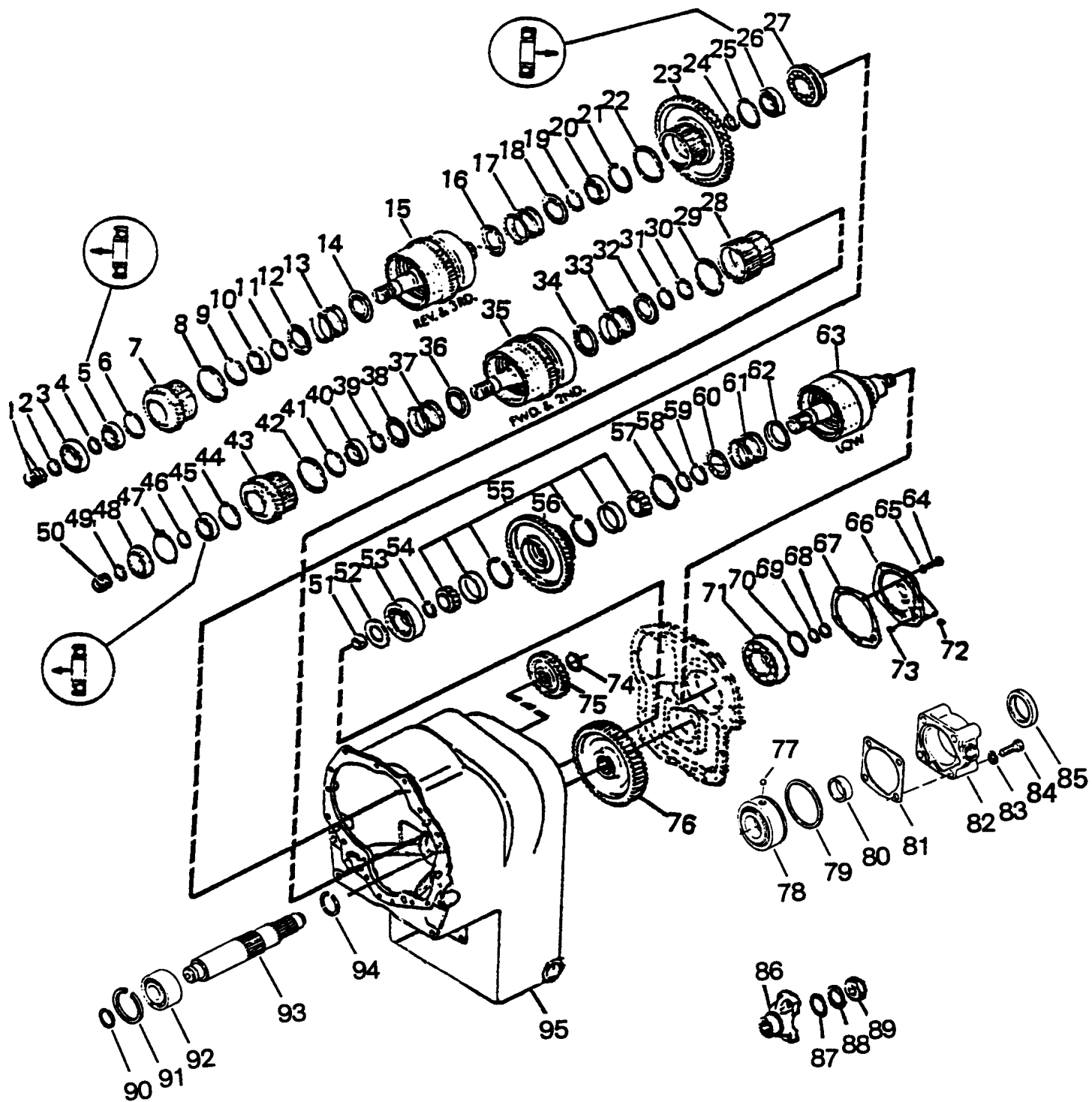
0150

Utgåva Issue		Bild nr Picture No		Växellåda Clark 28000 Converterhus och transmissionshus		Gear box Clark 28000 converter housing and transmission case		
980615		12915						
Pos. Fig.	Antal/Quantity			Art nr Part No	Benämning	Description	Sats Kit	Anmärkning Notes
	9222 97. 0057							
60	2			923108.0112	Pinnskruv	Stud		SUG/SUCTION
61	1			923108.0217	Magnetplugg	Magnetic plug		
62	2			920941.0002	Propp	Plug		
63	1			920377.001	Packning	Gasket		
64	1			920376.001	Sil	Strainer		
65	1			923108.0218	Slang	Hose		
66	1			923108.0116	Plugg	Plug		
67	1			923108.0117	O-ring	O-ring		
68	1			923108.0118	Bricka	Washer		
69	2			923108.0119	Skruv	Screw		



Reservdelar - Spare parts

0200	Utgåva Issue		Bild nr Picture No		Växellåda Clark 28000 Växelpaket		Gear box Clark 28000 Clutch gear groups		
	980615		12919						
	Pos. Fig.	Antal/Quantity			Art nr Part No	Benämning	Description	Sats Kit	Anmärkning Notes
		9222 97. 0057							
0020	1	3			920379.005	Tätning	Seal	S	26)
0040	2	1			922370.0008	Spärring	Retaining ring		
0060	3	1			920072.019	Lager	Bearing		
0080	4	1			922370.0008	Spärring	Retaining ring		
0100	5	1			920072.012	Lager	Bearing		
0120	6	1			923108.0120	Spärring	Retaining ring		
0145	7	1			923108.0122	Kugghjul	Gear		
0160	8	1			923109.0364	Ring	Ring		
0180	9	1			923108.0120	Spärring	Retaining ring		
0200	10	1			920072.013	Lager	Bearing		
0230	11	1			923108.0125	Spärring	Retaining ring		
0240	12	1			923108.0126	Fjäderhållare	Spring holder		
0260	13	1			923108.0127	Fjäder	Spring		
0280	14	1			923108.0128	Fjäderhållare	Spring holder		
0300	15	1				Växelpaket	Gear clutch group		
0310									BACK/3:A REVERSE/3RD SEE GR 40, PAGE 17
0320	16	1			923108.0128	Fjäderhållare	Spring holder	S	HÅLLARE/RETAINER
0340	17	1			923108.0127	Fjäder	Spring		
0360	18	1			923108.0126	Fjäderhållare	Spring holder		
0385	19	1			922370.0013	Spärring	Retaining ring		
0390		1			923108.0125	Spärring	Retaining ring		
0400	20	1			920072.015	Lager	Bearing		
0420	21	1			923108.0129	Spärring	Retaining ring		
0440	22	1			923109.0364	Ring	Ring		
0460	23	1			923108.0130	Kugghjul	Gear		
0480	24	1			923108.0131	Distans	Spacer		
0500	25	1			923108.0129	Spärring	Retaining ring		
0520	26	1			920072.014	Lager	Bearing		
0540	27	1			920072.018	Lager	Bearing		
0560	28	1			923108.0132	Kugghjul	Gear		
0580	29	1			923109.0364	Ring	Ring		
0605	30	1			922370.0013	Spärring	Retaining ring		
0625	31	1			923108.0125	Spärring	Retaining ring		
0640	32	1			923108.0126	Fjäderhållare	Spring holder		
0660	33	1			923108.0127	Returfjäder	Return spring		
0680	34	1			923108.0177	Fjäderhållare	Spring holder		
0700	35	1				Växelpaket	Gear clutch group		
0710									FRAM/2:AN FORWARD/2ND SEE GR 40, PAGE 17
0720	36	1			923108.0177	Fjäderhållare	Spring holder	S	HÅLLARE/RETAINER
0740	37	1			923108.0127	Returfjäder	Return spring		
0760	38	1			923108.0126	Fjäderhållare	Spring holder		
0785	39	1			922370.0013	Spärring	Retaining ring		
0790		1			923108.0125	Spärring	Retaining ring		
0800	40	1			920072.013	Lager	Bearing		
0820	41	1			923108.0120	Spärring	Retaining ring		
0840	42	1			923109.0364	Ring	Ring		
0865	43	1			923108.0122	Kugghjul	Gear		
0880	44	1			923108.0120	Spärring	Retaining ring		
0900	45	1			920072.012	Lager	Bearing		
0920	46	1			922370.0008	Spärring	Retaining ring		
0940	47	1			922370.0007	Distansring	Spacer ring		
0960	48	1			920072.021	Lager	Bearing		
0980	49	1			922370.0008	Spärring	Retaining ring		
1000	50	3			920379.005	Tätning	Seal		
1020	51	1			923109.0418	Lager	Bearing		
1040	52								NOT USED
1060	53	1			921160.0007	Lager	Bearing	S	SATS/KIT
1125	54	1			923108.0136	Spärring	Retaining ring		
1140	55	1			921160.0008	Lager	Bearing		
1160	56	1			923108.0225	Kugghjul	Gear		



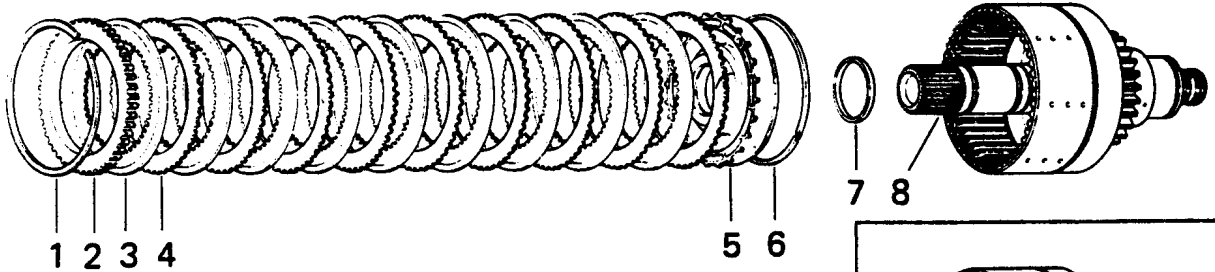
Reservdelar - Spare parts

40

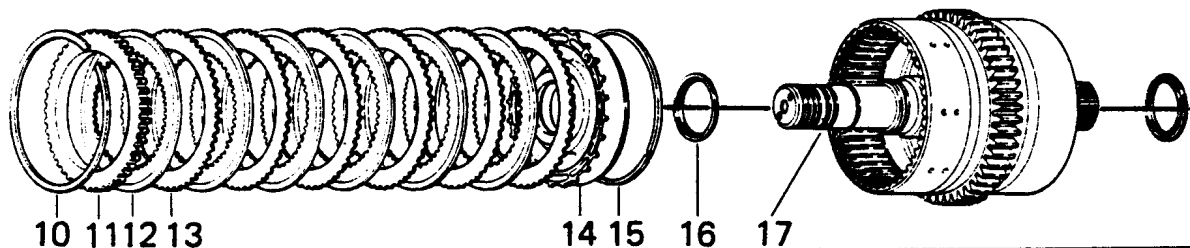
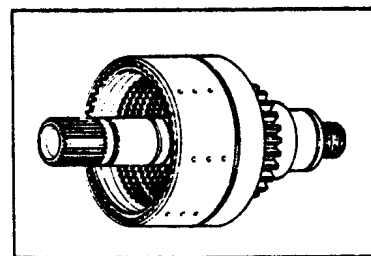
15

0200

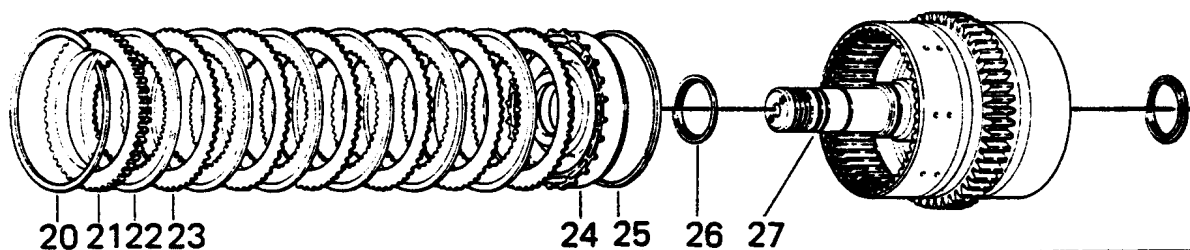
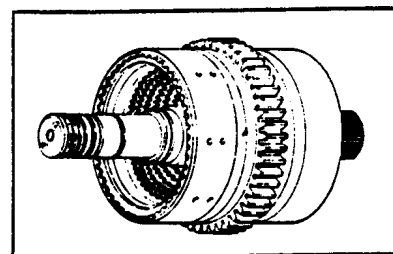
0200	Utgåva Issue		Bild nr Picture No		Växellåda Clark 28000 Växelpaket		Gear box Clark 28000 Clutch gear groups		
	980615		12919						
	Pos. Fig.	Antal/Quantity			Art nr Part No	Benämning	Description	Sats Kit	Anmärkning Notes
		9222 97. 0057							
1180	57	1			923109.0364	Ring	Ring		LÅGVÄXEL/LOW GEAR SEE GR 40, PAGE 17 INGÅR I/PART OF POS64
1200	58	1			923108.0135	Spårring	Retaining ring		
1225	59	1			922370.0013	Spårring	Retaining ring		
1245	60	1			923468.0113	Fjäderstyrning	Spring guide		
1260	61	1			923108.0127	Returfjäder	Return spring		
1280	62	1			923108.0166	Fjäderhållare	Spring holder		
1300	63	1				Växelpaket	Gear clutch group		
1310									
1320	64	5			923108.0138	Skruv	Screw		
1340	65	5				Låsbricka	Lock washer		
1360	66	1			923108.0139	Lock	Cover		
1380	67	1			923108.0140	Tätning	Seal		
1400	68	1			923108.0141	Kolvring	Piston ring		
1420	69	1			923108.0141	Kolvring	Piston ring		
1440	70	1			923108.0142	Spårring	Retaining ring		
1460	71	1			920072.020	Lager	Bearing		
1485	72	1			920764.0008	Plugg	Plug		
1500	73	1			923109.0283	O-ring	O-ring		
1520	74	1			923108.0144	Spårring	Retaining ring		
1540	75	1			923108.0145	Kugghjul	Gear		
1560	76	1			923108.0147	Kugghjul	Gear		
1580	77	1			923108.0148	Kula	Ball		
1600	78	1			921160.0009	Lager	Bearing		
1620	79	1			923108.0149	Distansring	Spacer ring		
1640	80	1			923108.0246	Distans	Spacer		
1660	81	1			923108.0247	Tätning	Seal		
1680	82	1			923108.0248	Lock	Cover		
1700	83	4			921804.0002	Låsbricka	Lock washer		
1720	84	4			923108.0249	Skruv	Screw		
1740	85	1			920379.001	Tätning	Seal		
1760	86	1			920380.001	Fläns	Flange		
1780	87	1			920381.001	O-ring	O-ring		
1800	88	1			920382.001	Bricka	Washer		
1820	89	1			920383.001	Mutter	Nut		
1840	90	1			922370.0008	Spårring	Retaining ring		
1860	91	1			923108.0170	Distansring	Spacer ring		
1880	92	1			920072.011	Lager	Bearing		
1900	93	1			923108.0236	Axel	Shaft		
1920	94	1			923108.0172	Distansring	Spacer ring		
1940	95	1			923108.0216	Transmissionshus	Transmission case		SEE GR 40, PAGE 9



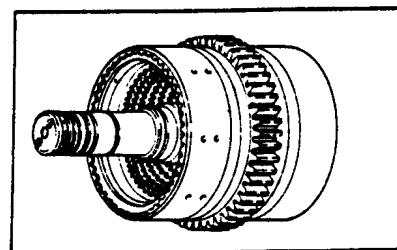
LOW CLUTCH GROUP



REVERSE & 3RD CLUTCH GROUP

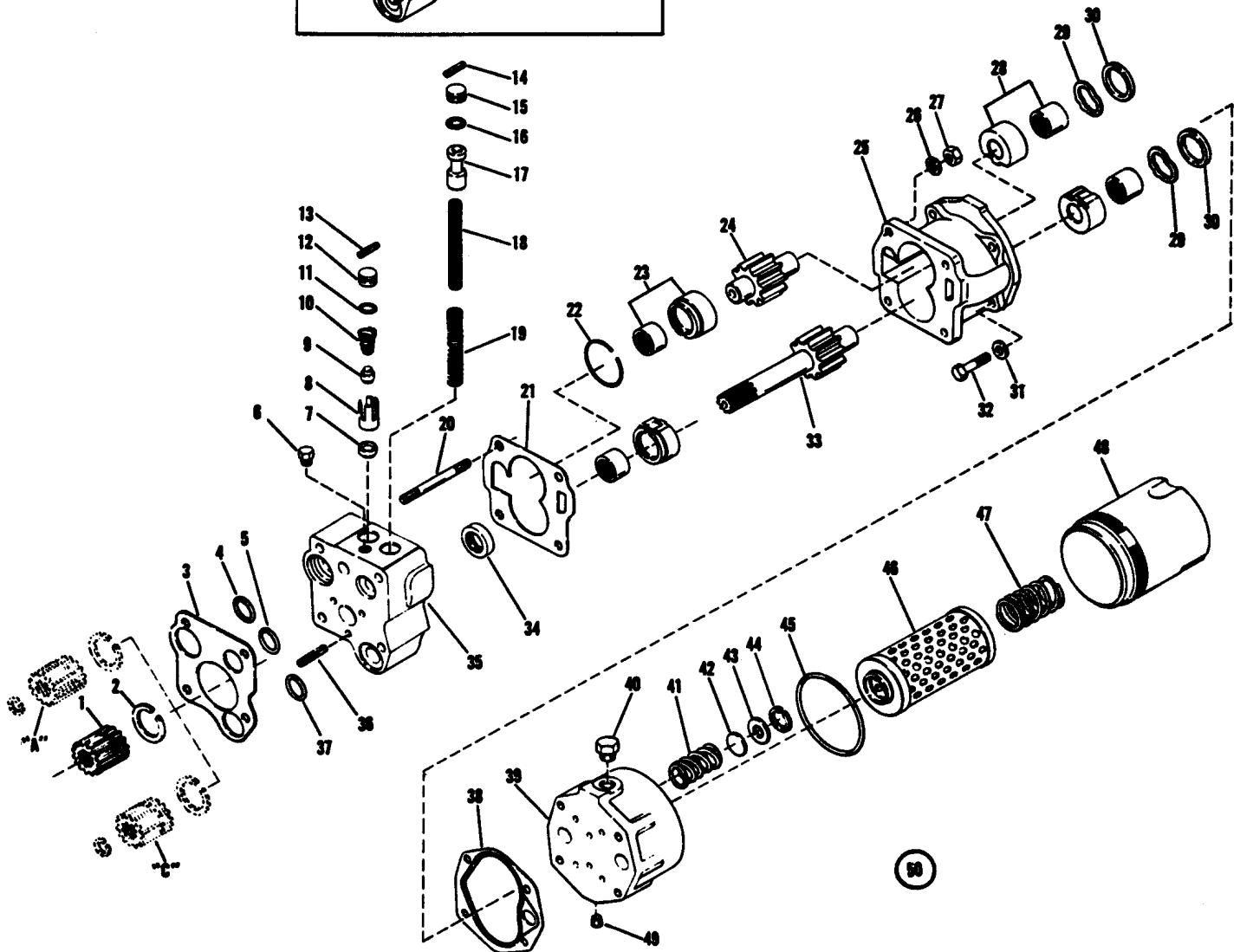
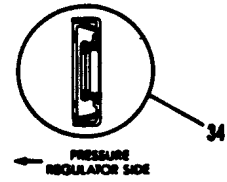
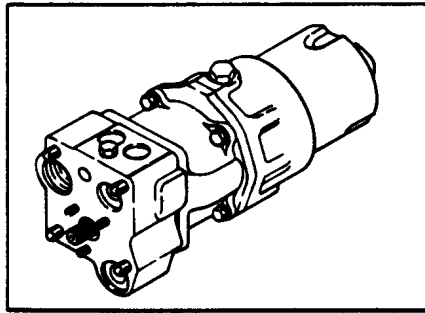


FORWARD & 2ND CLUTCH GROUP



Reservdelar - Spare parts

0250	Utgåva Issue		Bild nr Picture No		Lågväxelpaket Back o 3:a växelpaket Fram o 2:a växelpaket		Low gear clutch group reverse-3rd clutch group forward-2nd clutch group			
	980615		11697							
	Pos. Fig.	Antal/Quantity			Art nr Part No	Benämning	Description	Sats Kit	Anmärkning Notes	
		9222 97. 0057								
0020						Växelpaket	Gear clutch group	S	LÅGVÄXEL/LOW GEAR	
0040	1	1		923108.0173	Låsring	Lock ring				
0060	2	1		923108.0174	Ändplatta	End plate				
0080	3	9		920624.0002	Lamellskiva	Clutch plate				
0100	4	9		922746.0002	Tryckplatta	Clutch drive plate				
0120	5	1		923120.0779	Kolvkoppling	Clutch piston				
0140	6	1		923109.0578	Tätningssring	Seal ring				
0160	7	1		923108.0177	Tätningssring	Seal ring				
0185	8	1		923108.0179	Kopplingstrumma+axel	Clutch drum+shaft			LÅGVÄXEL/LOW GEAR	
0200										
0220						Växelpaket	Gear clutch group			BACK-3:A/REVERSE-3RD
0240	10	1		923108.0173	Låsring	Lock ring				
0260	11	1		923108.0174	Ändplatta	End plate				
0280	12	12		920624.0003	Lamellskiva	Clutch plate				
0300	13	12		922746.0002	Tryckplatta	Clutch drive plate				
0320	14	1		923120.0779	Kolvkoppling	Clutch piston				
0340	15	1		923109.0578	Tätningssring	Seal ring				
0360	16	1		923108.0177	Tätningssring	Seal ring				26)
0380	17	1		923109.0992	Kopplingstrumma+axel	Clutch drum+shaft				BACK-3:A/REVERSE-3RD
0400										
0420										
0440						Växelpaket	Gear clutch group			FRAM-2:A/FORWARD-2ND
0460	20	1		923108.0173	Låsring	Lock ring				
0480	21	1		923108.0174	Ändplatta	End plate				
0500	22	12		920624.0003	Lamellskiva	Clutch plate				
0520	23	12		922746.0002	Tryckplatta	Clutch drive plate				
0540	24	1		923120.0779	Kolvkoppling	Clutch piston				
0560	25	1		923109.0578	Tätningssring	Seal ring				
0580	26	1		923108.0177	Tätningssring	Seal ring				
0600	27	1		923109.0998	Kopplingstrumma+axel	Clutch drum+shaft			FRAM-2:A/FORWARD-2ND	

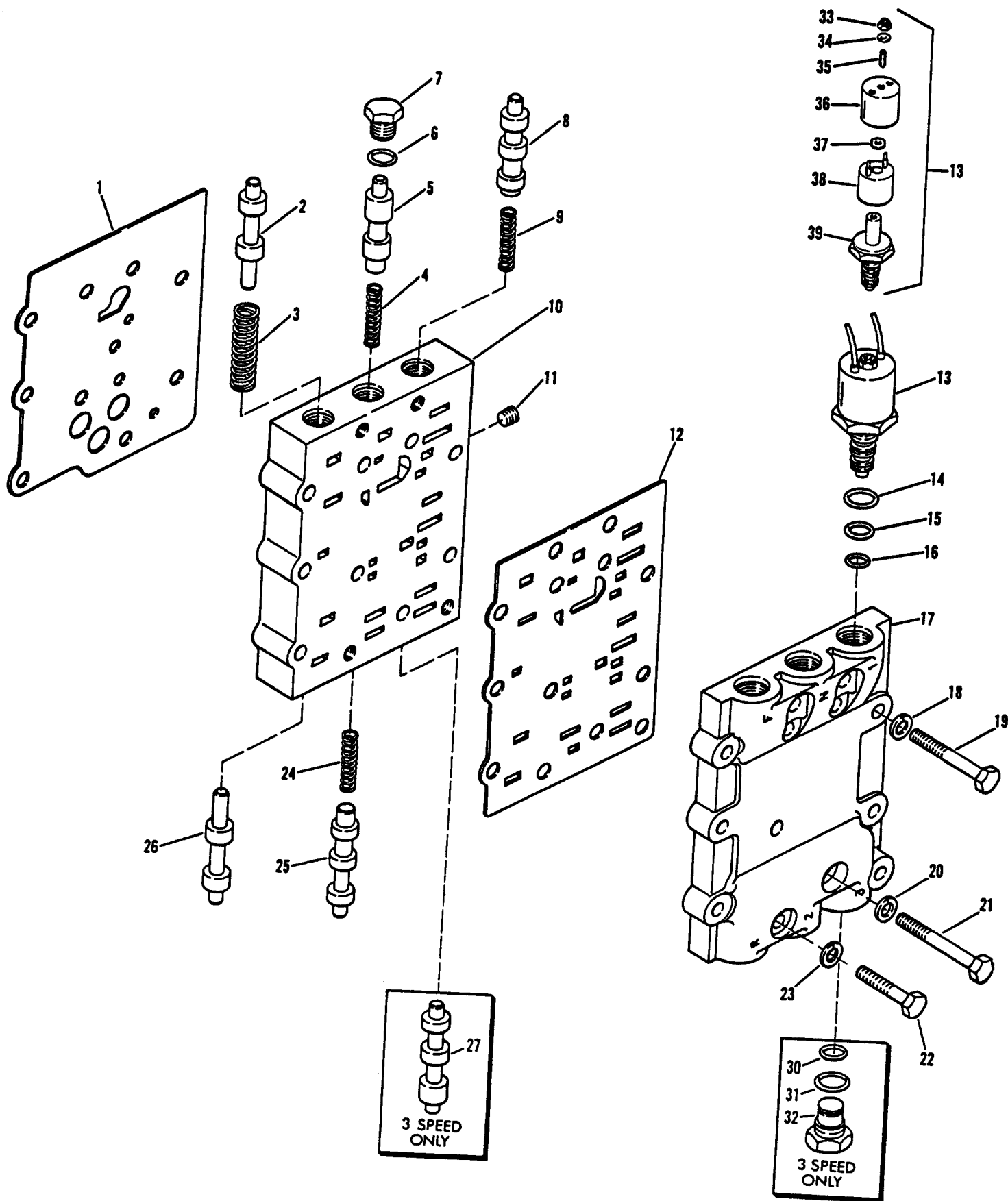


Reservdelar - Spare parts

40

19

0300	Utgåva Issue		Bild nr Picture No		Tryckventil,pump och Filter Clark 28000		Pressure valve,pump and Filter Clark 28000		
	980615		12458		Clark 28000				
	Pos. Fig.	Antal/Quantity			Art nr Part No	Benämning	Description	Sats Kit	Anmärkning Notes
		9222 97. 0057							
0020	1	1			923108.0046	Kugghjul	Gear	S	FOR CHARG.PUMP FOR A-LOCATION INGÅR I/PART OF POS.1 923108.0046
0025		1			923108.0078	Hylsa	Sleeve		
0040	2	1			923108.0047	•Spärring	•Retaining ring		
0045									
0060	3	1			920578.0001	Packning	Gasket		
0080	4	1			920600.0002	O-ring	O-ring		
0100	5	1			920584.0001	O-ring	O-ring		
0120	6	1			920941.0002	Plugg	Plug		
0140	7	1			923108.0198	Säte	Seat		
0160	8	1			923108.0199	Distans	Spacer		
0180	9	1			923108.0200	Plunge	Plunger		
0200	10	1			923108.0201	Fjäder	Spring		
0225	11	1			920583.0002	O-ring	O-ring		
0240	12	1			923108.0202	Ventilstopp	Valve stop		
0260	13	1			923108.0203	Fjäderstift	Spring pin		
0280	14	1			923108.0203	Fjäderstift	Spring pin		
0300	15	1			923108.0204	Ventilstopp	Valve stop		
0325	16	1			920584.0002	O-ring	O-ring		
0340	17	1			923108.0205	Kolv	Piston		
0360	18	1			923108.0206	Fjäder	Spring		
0380	19	1			923108.0207	Fjäder	Spring		
0400	20	4			920758.0001	Pinnskruv	Stud		
0420	21	1			920387.001	Packning	Gasket		
0440	22	1			923108.0208	Spärring	Retaining ring		
0460	23	2			923108.0209	Lager	Bearing		
0465								S	KPL MED TRYCKBRICKA/ WITH THRUST PLATE KPL POS.22-24,28-30,33 IN GÅR/INCLUDED
0480	24	1			923108.0210	Axel	Shaft		
0500	25	1			920388.002	Pump	Pump		
0505									
0520	26	4			921804.0001	Bricka	Washer	S	25)
0540	27	4			920760.0001	Mutter	Nut		
0560	28	2			923108.0211	Lager	Bearing		
0565									
0580	29	2			920389.001	Vågbricka	Wave washer	S	25)
0600	30	2			920390.001	Axeltätning	Shaft seal		
0620	31	4			921804.0001	Bricka	Washer		
0640	32	4			923109.0292	Skruv	Screw		
0660	33	1			923108.0212	Axel	Shaft	S	KPL 25) KPL POS.6-19,34,36 IN GÅR/INCLUDED
0680	34	1			920386.001	Oljetätning	Oil seal		
0700	35	1			920384.001	Tryckventil	Pressure valve		
0718									
0720	36	3			923108.0213	Fjäderstift	Spring pin	S	25)
0740	37	1			920600.0001	O-ring	O-ring		
0760	38	1			920391.001	Packning	Gasket		
0780	39	1			921603.0001	Filteradapter	Filter adapter		
0800	40	1			920941.0002	Propp	Plug	S	25)
0820	41	1			920762.0002	Fjäder	Spring		
0840	42	1			920763.0002	Bricka	Washer		
0860	43	1			920763.0003	Bricka	Washer		
0880	44	1			921604.0001	Spärring	Retaining ring	S	25)
0900	45	1			920766.0002	O-ring	O-ring		
0920	46	1			921097.0001	Filter	Filter		
0940	47	1			920762.0003	Fjäder	Spring		
0960	48	1			920091.002	Filterhus	Filter housing		KPL POS.22-25,28-33, 38-49 INGÅR/INCLUDED
0980	49	1			920765.0003	Propp	Plug		
1000	50	1			921605.0001	Pump och filter	Pump and filter		
1020									

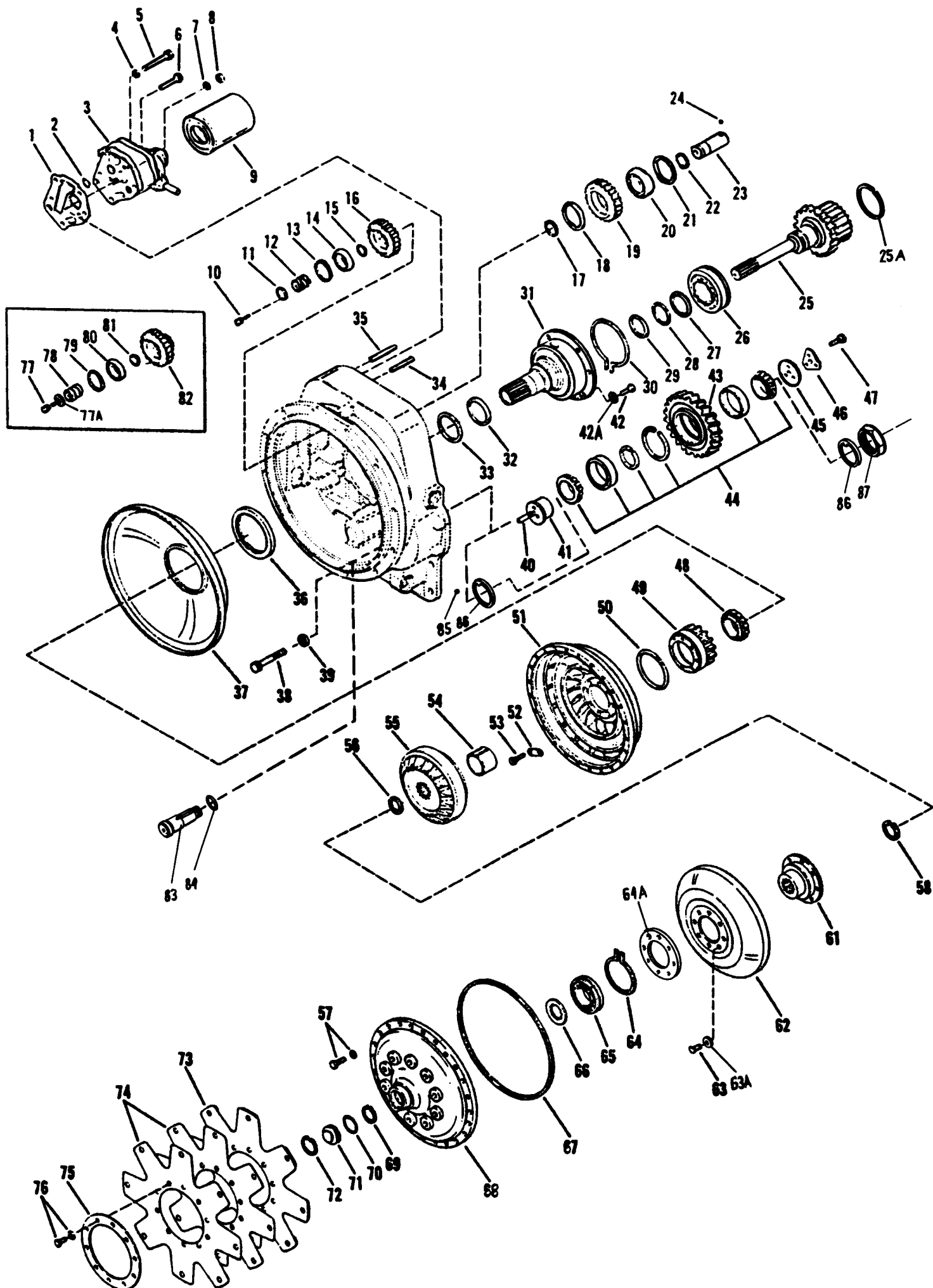


Reservdelar - Spare parts

40

21

Pos. Fig.	Antal/Quantity			Art nr Part No	Benämning	Description	Sats Kit	Anmärkning Notes
	9222 97. 0057							
0350	Utgåva Issue	Bild nr Picture No			Kontrollventil Kopplingsventil el.växling	Control valve Clutch valve Electrical gear change		
	980615	12918						
0020	1	1		923636.0115	Tätning	Seal		NOT USED
0040	2	1		923108.0227	Ventilslid	Valve slide		
0060	3	1		923108.0228	Fjäder	Spring		
0080	4							
0100	5	1		923108.0229	Ventilslid	Valve slide		
0120	6	6		920091.005	O-ring	O-ring		
0140	7	6		923108.0230	Ändmutter	Endnut		
0145								
0150		6		923458.0785	Plugg	Plug		
0160	8	1		923108.0231	Ventilslid	Valve slide		
0180	9	1		923108.0232	Fjäder	Spring		POS. 2,3,5-11,24-27 INGÅR/INCLUDED
0200	10	1		923108.0233	Kontrollventil	Control valve		
0210								
0220	11	1		920764.0008	Plugg	Plug		
0240	12	1		923636.0116	Tätning	Seal		
0260	13	4		923108.0235	Elmagnet	Electromagnet		
0270								
0280	14	4		920091.005	O-ring	O-ring		
0300	15	4			O-ring	O-ring		
0320	16	4		920091.006	O-ring	O-ring		POS. 14,15,16.33-39 INGÅR/INCLUDED SE POS 13 SE POS 13 SE POS 13
0340	17	1		923108.0237	Ventilhus	Valve housing		
0350	18	5		90789	Skruv	Screw		
0355	19	9		923108.0238	Skruv	Screw		
0410	20	4		90789	Låsbricka	Lock washer		
0415	21	4		920761.0015	Skruv	Screw		
0430	22	4		923108.0239	Skruv	Screw		
0450	23	4		90789	Låsbricka	Lock washer		
0455	24	1		923108.0232	Fjäder	Spring		
0465	25	1		923108.0240	Ventilslid	Valve slide		
0520	26	1		923108.0227	Ventilslid	Valve slide		SE POS 13 SE POS 13 SE POS 13 SE POS 13 SE POS 13 SE POS 13 SE POS 13 SE POS 13
0540	27	1		923108.0241	Ventilslid	Valve slide		
0600	30	2		923108.0242	O-ring	O-ring		
0620	31	2		920091.005	O-ring	O-ring		
0640	32	2		923108.0243	Plugg	Plug		
0660	33	4		920764.0009	Plugg	Plug		
0680	34	4			Bricka	Washer		
0700	35	4			Skruv	Screw		
0720	36	4			Kåpa	Cover		
0740	37	4			Bricka	Washer		
0760	38	4			Kåpa	Cover		SE POS 13
0780	39	4			Elmagnet	Electromagnet		



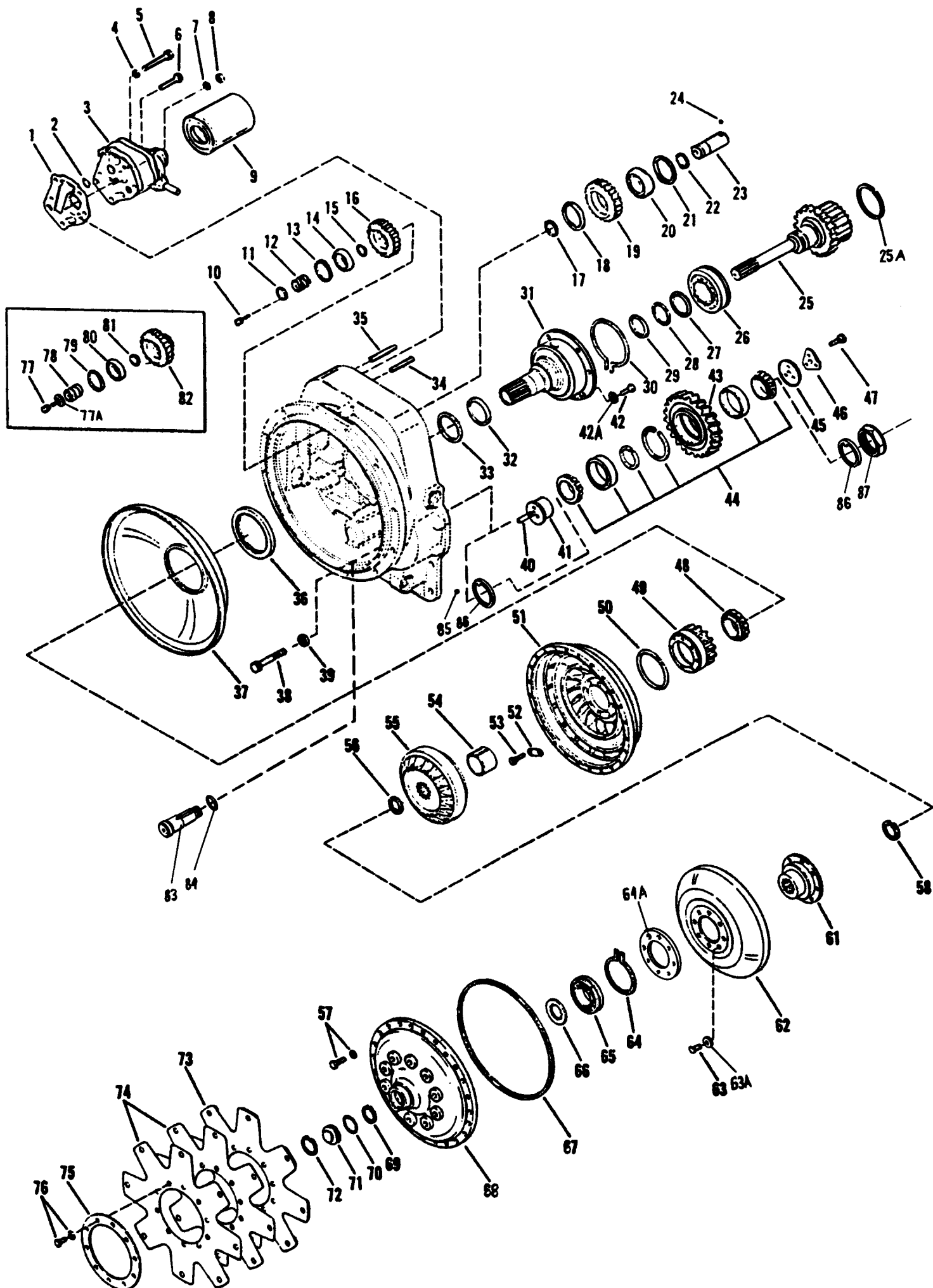
Reservdelar - Spare parts

0365	Utgåva Issue		Bild nr Picture No		Växellåda Clark 18000 converterhus med detaljer		Gear box Clark 18000 Converter housing with details		
	980615		15427						
	Pos. Fig.	Antal/Quantity			Art nr Part No	Benämning	Description	Sats Kit	Anmärkning Notes
			9222 97. 0051						
0015			-		922297.0051	Växellåda	Gear box		KPL EL GEAR CHANGE
0020	1		1		920387.002	Packning	Gasket	S	27)
0040	2		1		920584.0002	O-ring	O-ring	S	28,27)
0060	3		1		920388.003	Pump	Pump		
0080	4		3		921804.0001	Låsbricka	Lock washer		
0100	5		1		920761.0002	Skruv	Screw		
0120	6		2		920761.0003	Skruv	Screw		
0140	7		2		921804.0001	Låsbricka	Lock washer		
0160	8		2		920760.0001	Mutter	Nut		
0180	9		1		921028.0004	Filter	Filter		
0210	10		2		923349.0091	Skruv	Screw		
0230	11		2		90789	Låsbricka	Lock washer		
0240	12		1		922411.0004	Axel	Shaft		
0260	13		1		922370.0006	Låsring	Lock ring		
0280	14		1		921160.0010	Rullager	Roller bearing		
0300	15		1		921804.0005	Låsbricka	Lock washer		
0320	16		1		922884.0008	Kugghjul	Gear		
0340	17		1		921804.0005	Låsbricka	Lock washer		
0360	18		1		922370.0011	Låsbricka	Lock washer		
0380	19		1		922884.0009	Kugghjul	Gear		
0400	20		1		921160.0024	Lager	Bearing		
0420	21		1		921804.0006	Låsbricka	Lock washer		
0440	22		1		921804.0005	Låsbricka	Lock washer		
0460	23		1		922411.0006	Axel	Shaft		
0480	24		1		922885.0001	Kula	Ball		
0500	25		1		922411.0002	Axel	Shaft		
0510	25A		1		923458.0445	•Låsring	•Lock ring		
0520	26		1		921160.0007	Lager	Bearing		
0540	27		1		921804.0007	Låsbricka	Lock washer		
0560	28		1		922370.0015	Låsring	Lock ring		
0580	29		1		922887.0001	Kolvring	Piston ring	S	28,27)
0600	30		1		922370.0014	Låsring	Lock ring		
0620	31		1		921808.0003	Hus	Housing		
0650	32		1		923458.0079	Låsring	Lock ring	S	28)
0660	33		1		922887.0002	Tätning	Seal	S	27)
0680	34		1		921809.0004	Pinne	Pin		
0700	35		1		921809.0003	Pinne	Pin		
0720	36		1		920379.004	Tätning	Seal	S	28,27,183)
0740	37		1		922833.0001	Oljefångare	Oil catcher		
0760	38								NOT USED
0780	39								NOT USED
0800	40								NOT USED
0820	41								NOT USED
0840	42		6		920761.0011	Skruv	Screw		
0850	42A		6		90789	Låsbricka	Lock washer		
0860	43		1		922884.0005	Kugghjul	Gear		
0880	44		1		923436.0284	Lager	Bearing		
0900	45								NOT USED
0920	46								NOT USED
0940	47								NOT USED
0960	48		1		921160.0025	Lager	Bearing		183)
0980	49		1		922884.0010	Kugghjul	Gear		183
1000	50		1		920091.004	O-ring	O-ring	S	27,183)
1030	51		1		922888.0003	Pumphjul	Impeller		183)
1040	52		4		922889.0001	Låsbleck	Securing plate		183)
1060	53		8		920761.0013	Skruv	Screw		183)
1080	54		1		921137.0009	Distans	Spacer		183)

27. Ingår i tätningssats 922428.0003 (801982) Part of seal kit 922428.0003 (801982)

28. Ingår i tätningssats 922428.0004 (801979) Part of seal kit 922428.0004 (801979)

183. Ingår i momentomvandlarsats 425809.0800 (för Clark18000, 922297.0051) Part of torque converter kit 425809.0800 (for Clark18000 ,922297.0051)



Reservdelar - Spare parts

40

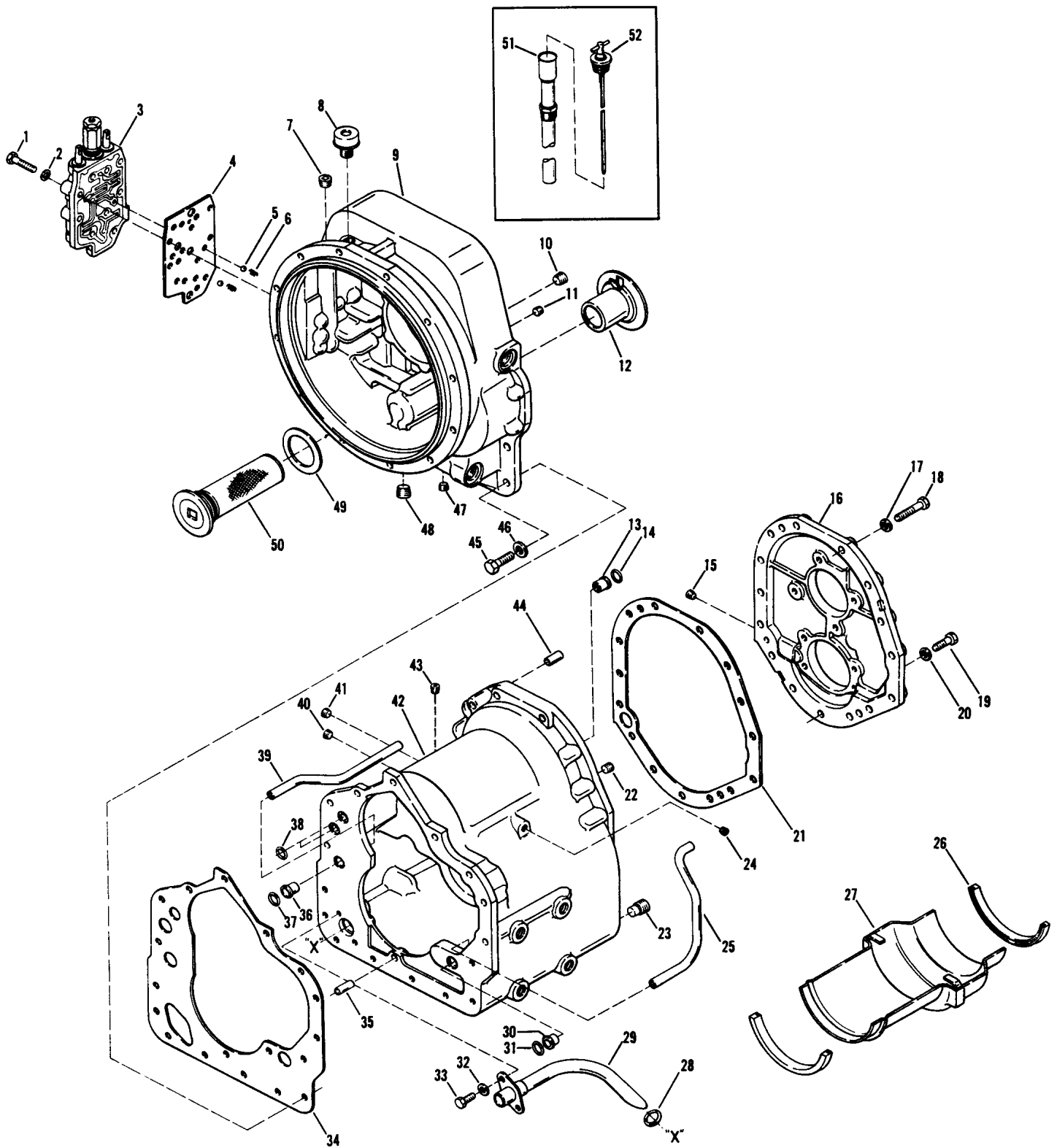
25

0365	Utgåva Issue		Bild nr Picture No		Växellåda Clark 18000 converterhus med detaljer		Gear box Clark 18000 Converter housing with details		
	980615		15427						
	Pos. Fig.	Antal/Quantity			Art nr Part No	Benämning	Description	Sats Kit	Anmärkning Notes
			9222 97. 0051						
1100	55		1		922486.0003	Stator	Stator		183)
1120	56		1		921604.0003	Spårring	Retaining ring		183)
1140	57		24		920761.0014	Skruv	Screw		183)
1160	58		1		923636.0531	Låsring	Lock ring		183)
1220	61		1		921218.0002	Nav	Hub		183)
1240	62		1		922486.0005	Turbinhjul	Turbine		183)
1265	63		12		923458.0080	Skruv	Screw		183)
1270	63A								NOT USED
1280	64		1		921604.0004	Spårring	Retaining ring		183)
1290	64A		1		923458.0081	Ring	Ring		183)
1300	65		1		921160.0022	Lager	Bearing		183)
1320	66		1		922370.0005	Låsring	Lock ring		183)
1340	67		1		920582.0002	O-ring	O-ring	S	28,27,183)
1370	68		1		921802.0005	Gavel	Gable		
1380	69		1		923636.0531	Låsring	Lock ring		183)
1400	70		1		920584.0006	O-ring	O-ring	S	28,27,183)
1420	71		1		920764.0012	Plugg	Plug		
1440	72		1		922370.0016	Låsring	Lock ring		183)
1470	73		1		923458.0082	Koppling	Fitting		KPL WITH FIG. 74
1490	74		2			Kopplingsfläns	Coupling flange		INCL. IN FIG. 73
1500	75		1		922834.0001	Ring	Ring		
1520	76		10		923109.0307	Skruv	Screw		
1530			10		90789	Låsbricka	Lock washer		
1545	77		2		923349.0091	Skruv	Screw		
1550	77A		2		90789	Låsbricka	Lock washer		
1560	78		1		922411.0004	Axel	Shaft		
1580	79		1		921804.0006	Låsbricka	Lock washer		
1600	80		1		921160.0026	Lager	Bearing		
1620	81		1		921804.0005	Låsbricka	Lock washer		
1640	82		1		922884.0011	Kugghjul	Gear		
1700	83		1		923436.0122	Axel	Shaft		
1720	84		1		923109.0309	O-ring	O-ring		
1740	85		1		923436.0123	Kula	Ball		
1760	86		2		923436.0124	Tryckbricka	Thrust washer		
1780	87		1		923436.0125	Mutter	Nut		
1800			1		922428.0003	Tätningssats	Seal kit		TRANSMISSION SECTION
1820			1		922428.0004	Tätningssats	Seal kit		CONVERTER SECTION
1840			1		425809.0800	Momentomvandlare	Torque converter		SATS/KIT

27. Ingår i tätningssats 922428.0003 (801982) Part of seal kit 922428.0003 (801982)

28. Ingår i tätningssats 922428.0004 (801979) Part of seal kit 922428.0004 (801979)

183. Ingår i momentomvandlarsats 425809.0800 (för Clark18000, 922297.0051) Part of torque converter kit 425809.0800 (for Clark18000 ,922297.0051)

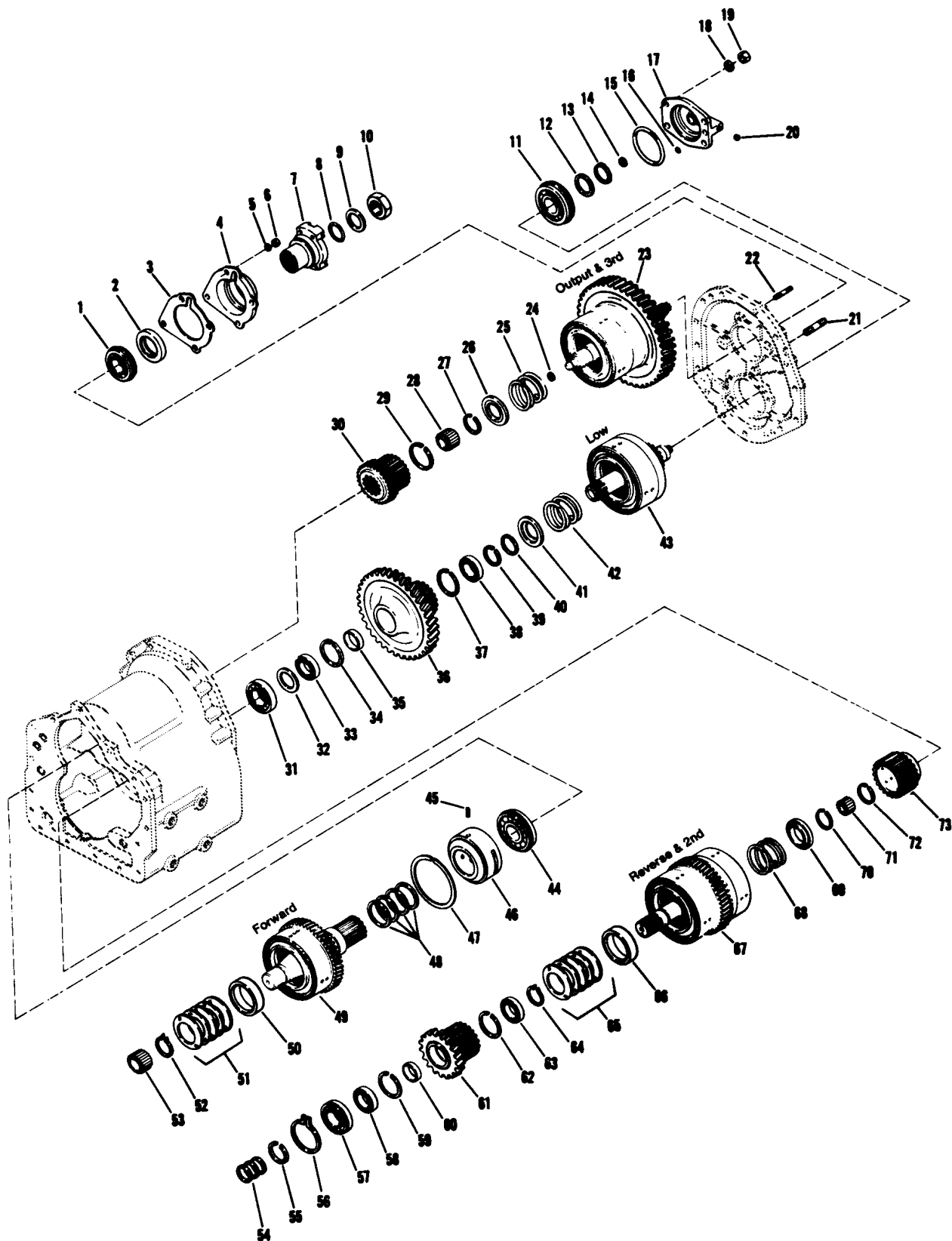


Reservdelar - Spare parts

0370	Utgåva Issue		Bild nr Picture No		Växellåda Clark 18000 Converterhus och transmissionshus		Gear box Clark 18000 Converter housing and transmission case		
	980615		12538						
	Pos. Fig.	Antal/Quantity			Art nr Part No	Benämning	Description	Sats Kit	Anmärkning Notes
			9222 97. 0051						
0020	1		4		923108.0256	Skruv	Screw		
0040	2		4		90789	Låsbricka	Lock washer		
0060	3		1			Kontrollventil	Control valve		SEE GR 40, PAGE 35
0080	4		1		923436.0294	Packning	Gasket	S	27)
0100	5		2		90844	Kula	Ball		
0120	6		2		920762.0004	Fjäder	Spring		
0140	7		1		920764.0007	Plugg	Plug		
0160	8		1		920378.002	Luftventil	Breather		
0190	9		1		923458.0083	Kåpa	Cover		
0200	10								NOT USED
0220	11		1		920764.0008	Plugg	Plug		
0240	12		1		921803.0001	Hylsa	Sleeve		
0260	13		1		921803.0002	Hylsa	Sleeve		
0280	14		1		920584.0001	O-ring	O-ring	S	27)
0300	15		1		920764.0008	Plugg	Plug		
0320	16		1		921802.0002	Kåpa	Cover		KPL
0340	17		9		921804.0001	Låsbricka	Lock washer		
0360	18		9		920761.0004	Skruv	Screw		
0380	19		6		90780	Skruv	Screw		
0400	20		6		921804.0001	Låsbricka	Lock washer		
0420	21		1		920387.004	Packning	Gasket	S	27)
0440	22		1		920764.0007	Plugg	Plug		
0460	23		1		920764.0007	Plugg	Plug		
0480	24		1		920764.0006	Plugg	Plug		
0500	25		1		922890.0001	Rör	Pipe		
0520	26		2		921805.0001	Tätningslist	Sealing strip	S	27)
0540	27		1		921807.0001	Oljeskvalpskott	Oil baffle		
0560	28		1		920584.0007	O-ring	O-ring	S	27)
0580	29		1		922890.0002	Rör	Pipe		
0600	30		1		921803.0003	Hylsa	Sleeve		
0620	31		1		920584.0001	O-ring	O-ring	S	27)
0640	32		2		923349.0069	Låsbricka	Lock washer		
0660	33		2		920761.0016	Skruv	Screw		
0680	34		1		920387.005	Packning	Gasket	S	27)
0700	35		1		921809.0001	Styrpinne	Guide pin		
0720	36		1		921803.0002	Hylsa	Sleeve		
0740	37		1		920584.0001	O-ring	O-ring	S	27)
0760	38		2		920584.0002	O-ring	O-ring	S	28,27)
0780	39		1		922890.0003	Rör	Pipe		
0800	40		1		920764.0006	Plugg	Plug		
0820	41		1		920764.0006	Plugg	Plug		
0840	42		1		921808.0001	Hus	Housing		INCL. 13,25-33,36,39
0860	43								NOT USED
0880	44		2		921809.0001	Styrpinne	Guide pin		
0900	45		16		90780	Skruv	Screw		
0920	46		16		921804.0001	Låsbricka	Lock washer		
0940	47		1		920764.0008	Plugg	Plug		
0960	48		1		920764.0012	Plugg	Plug		
0980	49		1		920377.001	Packning	Gasket	S	27)
1000	50		1		920376.001	Sil	Strainer		
1020	51		1		921810.0001	Rör	Pipe		
1040	52		1		921811.0001	Nivåsticka	Dipstick		

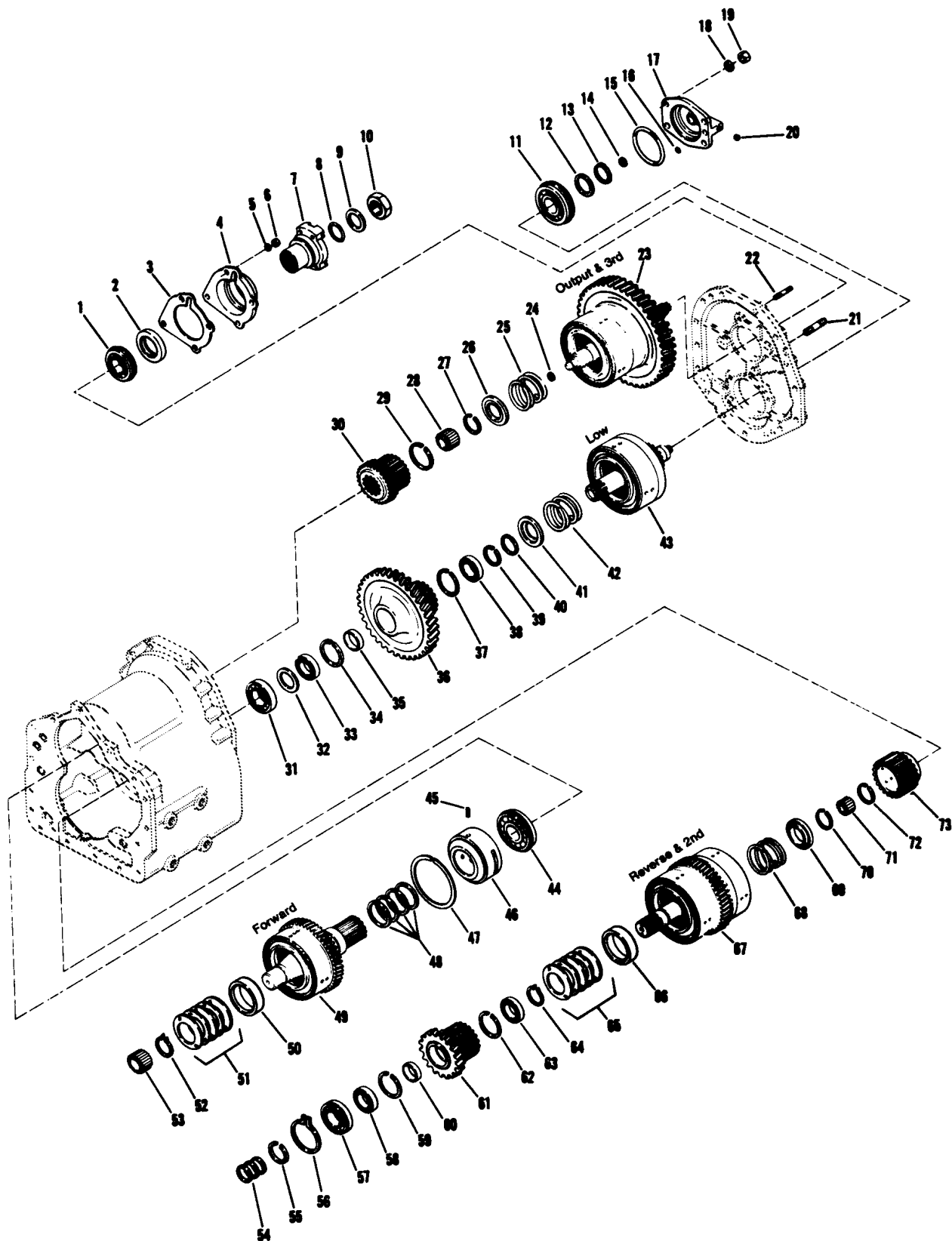
27. Ingår i tätningssats 922428.0003 (801982) Part of seal kit 922428.0003 (801982)

28. Ingår i tätningssats 922428.0004 (801979) Part of seal kit 922428.0004 (801979)



Reservdelar - Spare parts

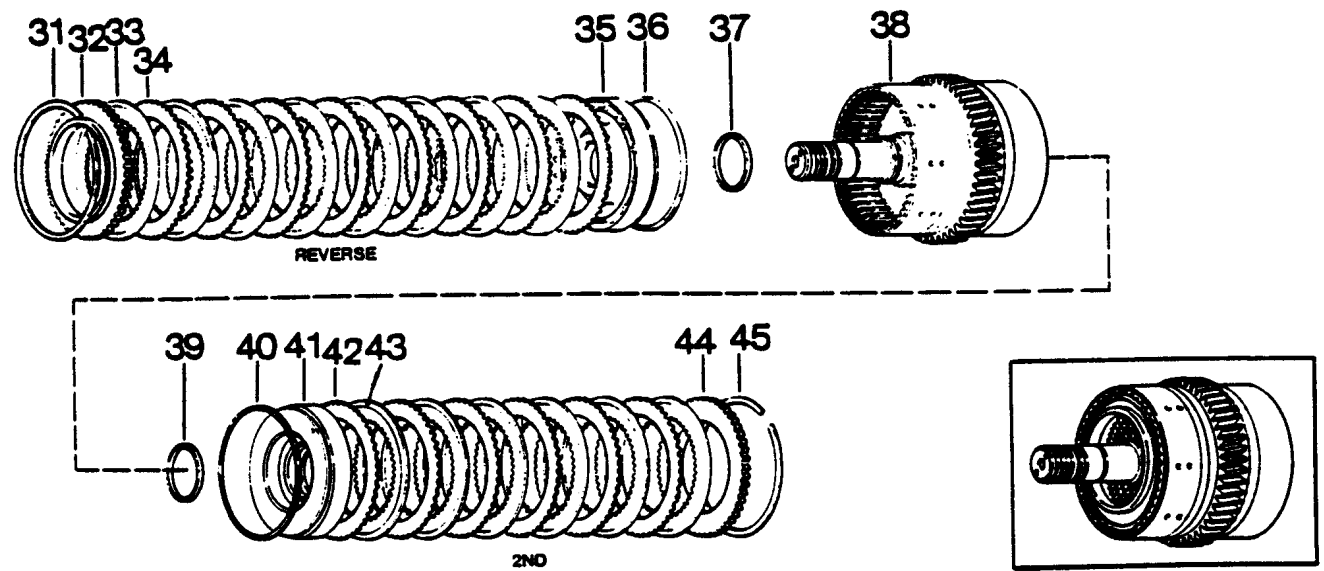
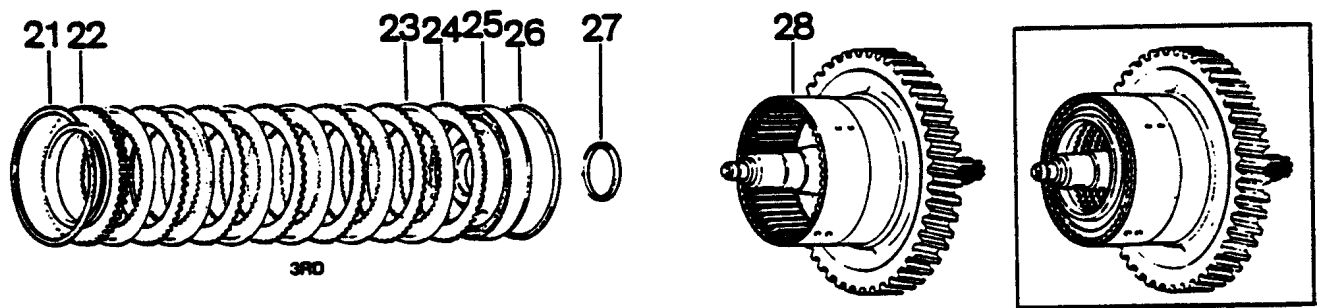
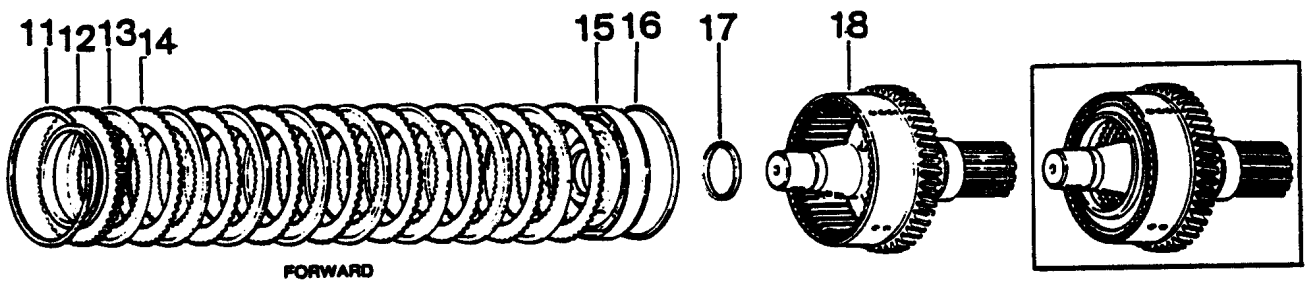
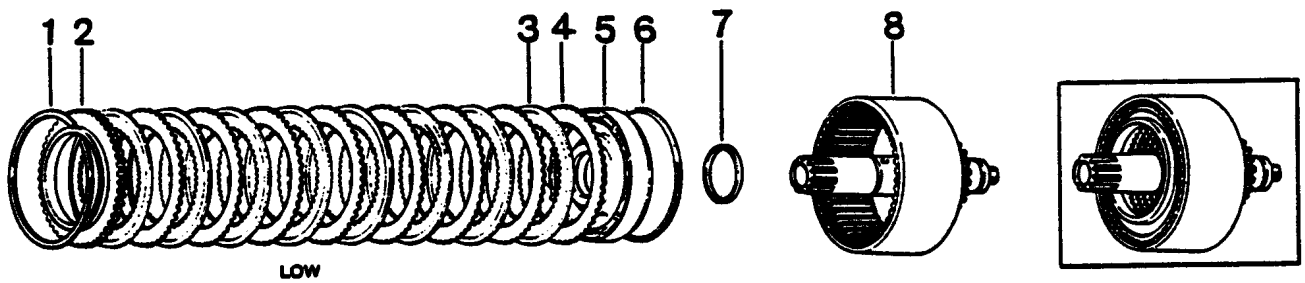
0375	Utgåva Issue		Bild nr Picture No		Växellåda Clark 18000 Växelpaket		Gear box Clark 18000 Clutch gear groups	
	980615		12539					
	Pos. Fig.	Antal/Quantity		Art nr Part No	Benämning	Description	Sats Kit	Anmärkning Notes
			9222 97. 0051					
0020	1	1		920072.024	Lager	Bearing		
0040	2	1		920379.003	Oljetätning	Oil seal	S	27)
0060	3	1		920387.012	Tätning	Seal	S	27)
0080	4	1		922532.0002	Lagerhus	Bearing housing		
0100	5	4		921804.0003	Bricka	Washer		
0120	6	4		920760.0002	Mutter	Nut		
0140	7	1		920380.003	Fläns	Flange		
0160	8	1		920584.0003	O-ring	O-ring	S	27)
0180	9	1		920382.002	Bricka	Washer		
0200	10	1		920383.003	Mutter	Nut		
0220	11	1		921160.0018	Rullager	Roller bearing		
0240	12	1		921804.0007	Låsbricka	Lock washer		
0260	13	1		922370.0017	Låsring	Lock ring		
0280	14	1		920379.007	Tätning	Seal	S	27)
0300	15	1		920584.0005	O-ring	O-ring	S	27)
0320	16	1		920584.0004	O-ring	O-ring	S	27)
0350	17	1		922532.0003	Lagerhus	Bearing housing		
0360	18	4		921804.0001	Låsbricka	Lock washer		
0380	19	4		920760.0001	Mutter	Nut		
0400	20	1		920764.0011	Plugg	Plug		
0420	21	1		922891.0001	Skruv	Screw		
0440	22	1		922891.0002	Skruv	Screw		
0460	23	1			Växelpaket	Gear clutch group		3:E/3RD SEE GR 40, PAGE 33
0480	24	1		920379.007	Tätning	Seal		
0500	25	1		920762.0009	Fjäder	Spring		
0520	26	1		922892.0001	Hållare	Holder		
0540	27	1		922370.0013	Låsring	Lock ring		
0560	28	1		921160.0014	Rullager	Roller bearing		
0580	29	1		922370.0012	Låsring	Lock ring		
0600	30	1		922884.0012	Kugghjul	Gear		
0620	31	1		921160.0011	Rullager	Roller bearing		
0640	32	1		921137.0007	Distans	Spacer		
0660	33	1		921160.0021	Lager	Bearing		
0680	34	1		922370.0011	Låsring	Lock ring		
0700	35	1		921137.0006	Distans	Spacer		
0720	36	1		922884.0013	Kugghjul	Gear		
0740	37	1		922370.0011	Låsring	Lock ring		
0760	38	1		921160.0021	Lager	Bearing		
0780	39	1		922370.0017	Låsring	Lock ring		
0800	40	1		922370.0013	Låsring	Lock ring		
0820	41	1		922892.0001	Hållare	Holder		
0840	42	1		920762.0009	Fjäder	Spring		
0860	43	1			Växelpaket	Gear clutch group		LÅGVÄXEL/LOW GEAR SEE GR 40, PAGE 33
0880	44	1		921160.0020	Lager	Bearing		NOT USED
0900	45							
0930	46	1		923458.0085	Hylsa	Sleeve		
0940	47	1		922370.0010	Låsring	Lock ring		
0960	48	4		920379.006	Tätning	Seal	S	27)
0980	49	1			Växelpaket	Gear clutch group		FRAM/FORWARD SEE GR 40, PAGE 33
0985								
1000	50	1		921137.0005	Distans	Spacer		
1020	51	1		923120.0721	Fjädersats	Spring pack		
1040	52	1		922370.0009	Låsring	Lock ring		
1060	53	1		921160.0015	Lager	Bearing		
1080	54	3		920379.005	Tätning	Seal	S	27)
1100	55	1		922370.0008	Låsring	Lock ring		
1120	56	1		922370.0007	Låsring	Lock ring		
1140	57	1		920072.021	Lager	Bearing		



Reservdelar - Spare parts
40
31

0375

Utgåva Issue		Bild nr Picture No		Växellåda Clark 18000 Växelpaket		Gear box Clark 18000 Clutch gear groups		
980615		12539						
Pos. Fig.	Antal/Quantity			Art nr Part No	Benämning	Description	Sats Kit	Anmärkning Notes
		9222 97. 0051						
58		1		920072.012	Lager	Bearing		BACK-2:A/REVERSE-2ND SEE GR 40, PAGE 33
59		1		922370.0018	Låsring	Lock ring		
60		1		921137.0003	Distans	Spacer		
61		1		922884.0007	Kugghjul	Gear		
62		1		922370.0018	Låsring	Lock ring		
63		1		920072.013	Lager	Bearing		
64		1		922370.0009	Låsring	Lock ring		
65		1		923120.0721	Fjädersats	Spring pack		
66		1		921137.0005	Distans	Spacer		
67		1			Växelpaket	Gear clutch group		
68		1		920762.0009	Fjäder	Spring		
69		1		922892.0001	Hållare	Holder		
70		1		922370.0013	Låsring	Lock ring		
71		1		921160.0013	Lager	Bearing		
72		1		922370.0017	Låsring	Lock ring		
73		1		921218.0003	Nav	Hub		

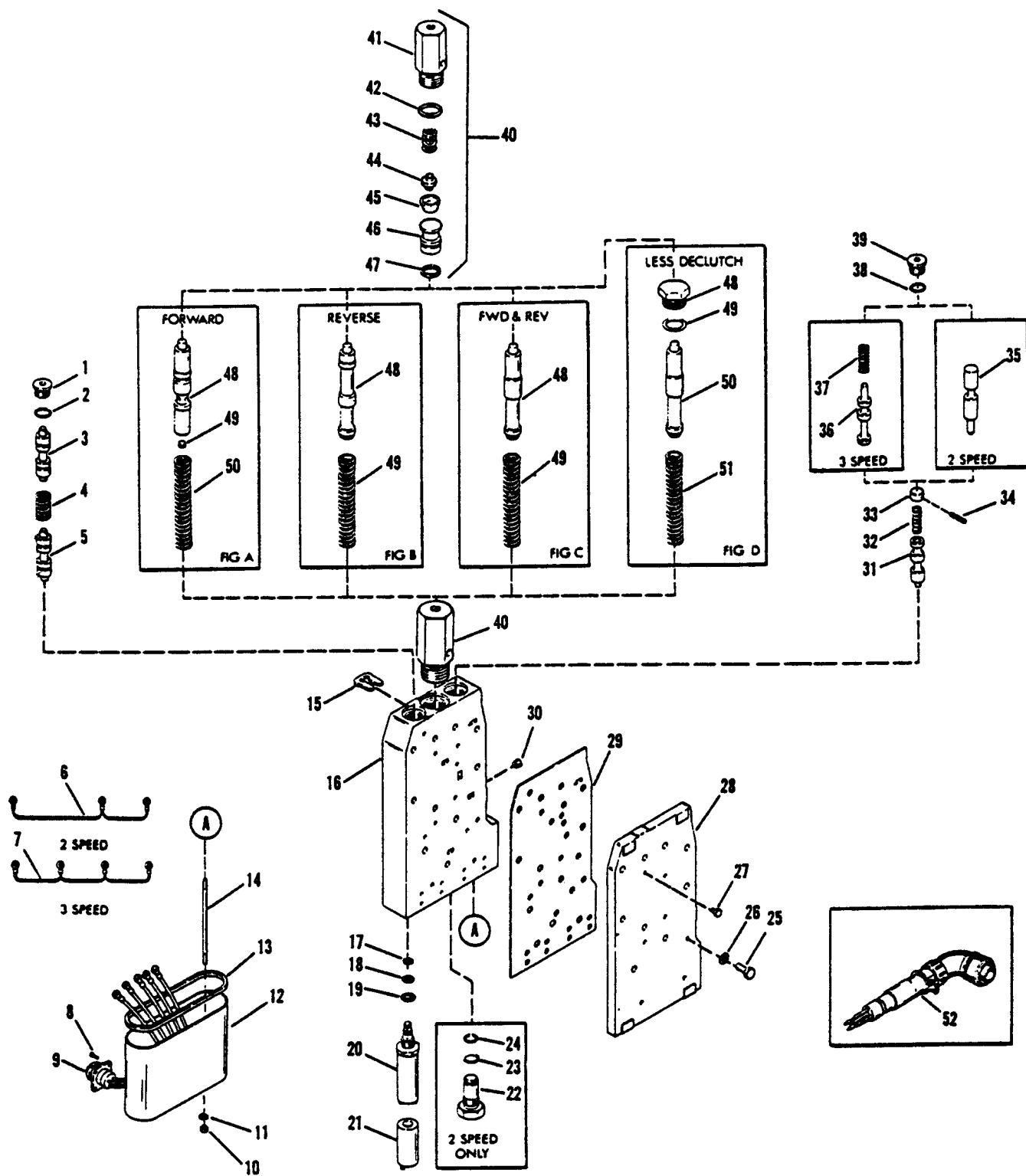


Reservdelar - Spare parts

40

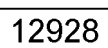
33

0380	Utgåva Issue		Bild nr Picture No		Lågväxelpaket Fram o 3:e växelpaket Back o 2:a växelpaket		Low gear clutch group Forward-3rd clutch group Reverse-2nd clutch group		
	980615	12540							
	Pos. Fig.	Antal/Quantity			Art nr Part No	Benämning	Description	Sats Kit	Anmärkning Notes
			9222 97. 0051						
0020						Växelpaket	Gear clutch group		LÅGVÄXEL/LOW GEAR
0040	1		1		922370.0002	Låsring	Lock ring		
0060	2		1		922369.0003	Lamell,fästplatta	Clutchdisc backing plate		
0080	3		8		922369.0001	Lamell,inre	Clutch inner disc		
0100	4		8		922369.0002	Lamell,yttre	Clutch outer disc		
0120	5		1		922893.0001	Kolvkoppling	Clutch piston		
0140	6		1		920379.009	Tätning	Seal	S	27)
0160	7		1		920379.002	Tätning	Seal	S	27)
0180	8		1		922765.0003	Kopplingstrumma+axel	Clutch drum+shaft		
0200									
0220									
0230						Växelpaket	Gear clutch group		FRAM/FORWARD
0240	11		1		922370.0002	Låsring	Lock ring		
0260	12		1		922369.0003	Lamell,fästplatta	Clutchdisc backing plate		
0280	13		8		922369.0001	Lamell,inre	Clutch inner disc		
0300	14		8		922369.0002	Lamell,yttre	Clutch outer disc		
0320	15		1		922893.0001	Kolvkoppling	Clutch piston		
0340	16		1		920379.009	Tätning	Seal	S	27)
0360	17		1		920379.002	Tätning	Seal	S	27)
0380	18		1		922765.0001	Kopplingstrumma+axel	Clutch drum+shaft		
0400									
0420									
0440						Växelpaket	Gear clutch group		3:E/3RD
0460	21		1		922370.0002	Låsring	Lock ring		
0480	22		1		922369.0003	Lamell,fästplatta	Clutchdisc backing plate		
0500	23		8		922369.0001	Lamell,inre	Clutch inner disc		
0520	24		8		922369.0002	Lamell,yttre	Clutch outer disc		
0540	25		1		922412.0001	Kolvkoppling	Clutch piston		
0560	26		1		920379.009	Tätning	Seal	S	27)
0580	27		1		920379.002	Tätning	Seal	S	27)
0600	28		1		922903.0001	Kopplingstrumma+axel	Clutch drum+shaft		
0605									
0610									
0620						Växelpaket	Gear clutch group		BACK-2:A/REVERSE-2ND
0640	31		1		922370.0002	Låsring	Lock ring		
0660	32		1		922369.0003	Lamell,fästplatta	Clutchdisc backing plate		
0680	33		8		922369.0001	Lamell,inre	Clutch inner disc		
0700	34		8		922369.0002	Lamell,yttre	Clutch outer disc		
0720	35		1		922893.0002	Kolvkoppling	Clutch piston		
0740	36		1		920379.009	Tätning	Seal	S	27)
0760	37		1		920379.002	Tätning	Seal	S	27)
0780	38		1		922765.0002	Kopplingstrumma+axel	Clutch drum+shaft		
0800	39		1		920379.002	Tätning	Seal	S	27)
0820	40		1		920379.009	Tätning	Seal	S	27)
0840	41		1		922412.0001	Kolvkoppling	Clutch piston		
0860	42		6		922369.0002	Lamell,yttre	Clutch outer disc		
0880	43		6		922369.0001	Lamell,inre	Clutch inner disc		
0900	44		1		922369.0003	Lamell,fästplatta	Clutchdisc backing plate		
0920	45		1		922370.0002	Låsring	Lock ring		



Reservdelar - Spare parts

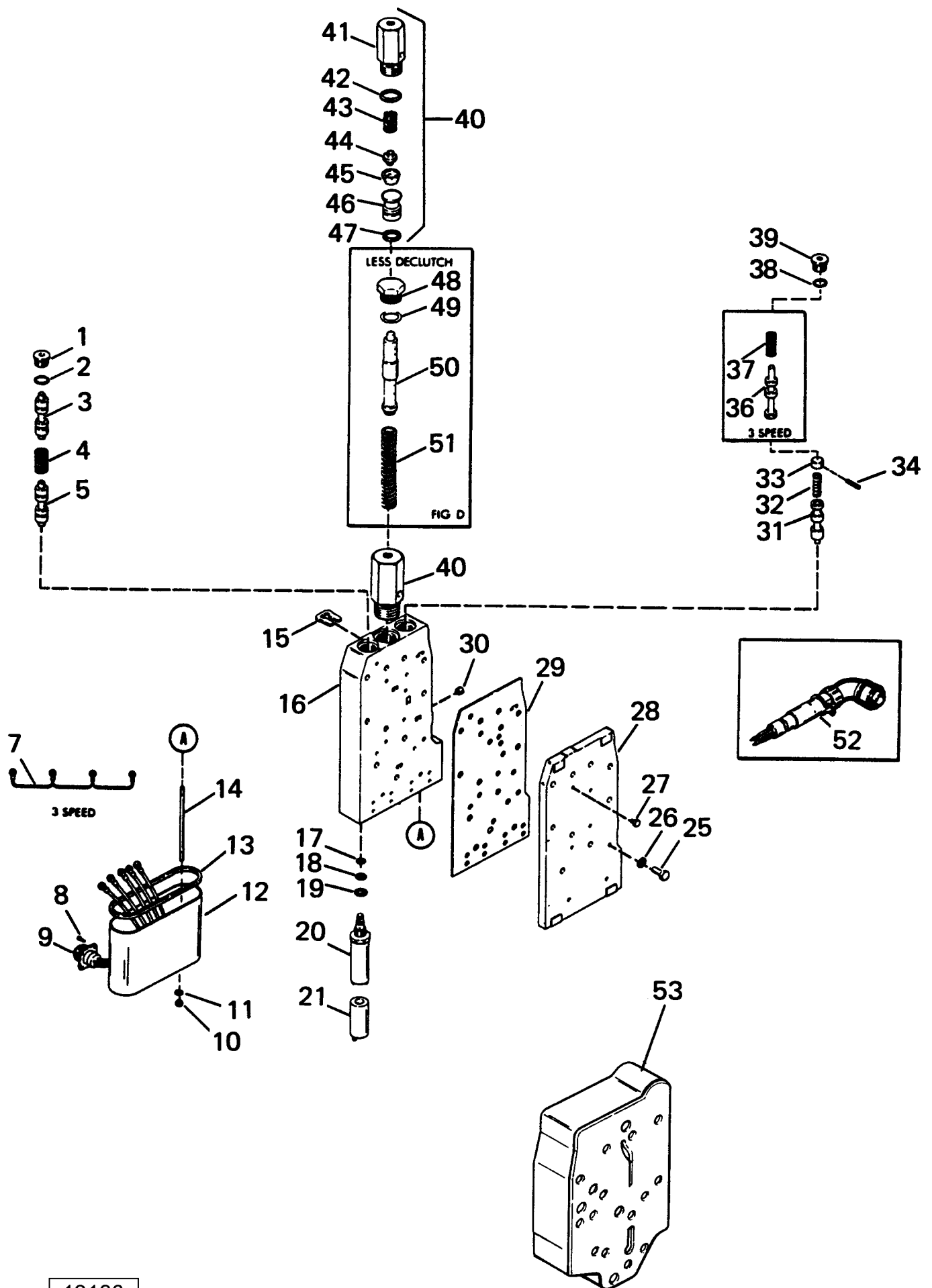
0385	Utgåva Issue 980615		Bild nr Picture No 12928		Kontrollventil ÄUTF Clark 18000 el.växling se fig. less declutch		Control valve ÄUTF Clark 18000 with electric gear change			
	Pos. Fig.	Antal/Quantity			Art nr Part No	Benämning	Description	Sats Kit	Anmärkning Notes	
			9222 97. 0051							
0020			1		923108.0222	Kontrollventil	Control valve		POS 1-51 INGÅR/INCL KPL ERS AV 923458.0455 SEE GR 40, PAGE 39 ERS AV 923458.0785 ERS 923108.0230	
0025										
0030										
0035										
0040	1		1		923108.0230	Ändmutter	Endnut			
0045			1		923458.0785	Plugg	Plug			
0050	2		1		920091.005	O-ring	O-ring			
0060	3		1		921898.0003	Slid	Slide			
0070	4		1		921335.0004	Fjäder	Spring			
0080	5		1		921898.0003	Slid	Slide			
0100	6								NOT USED	
0120	7		1		922902.0001	Kabelstam	Cable unit			
0150	8		1		923109.0666	Skruv	Screw			
0160	9		1		922894.0001	Hylsblock	Bush block			
0170	10		1		921341.0002	Mutter	Nut			
0180	11		1		921804.0010	Låsbricka	Lock washer			
0200	12		1		923120.0267	Skyddskåpa	Protecting cover			
0220	13		1		920387.013	Kåpa	Cover			
0240	14		1		922891.0003	Skruv	Screw			
0260	15		1		921825.0001	Kolv	Piston			
0280	16		1		922832.0002	Kontrollventil	Control valve		POS 1-14,16-39 INGÅR/ INCLUDED	
0300										
0310	17		4		920091.007	O-ring	O-ring			
0320	18		4		920091.006	O-ring	O-ring			
0340	19		4		920091.008	O-ring	O-ring			
0360	20		4		923108.0252	Ventil	Valve			
0380										POS 17-19,21 INGÅR/ INCLUDED
0385	21		4		923108.0253	Spole	Coil			
0400	22									
0420	23									
0440	24									
0460	25		3		920761.0019	Skruv	Screw			
0480	26		3		90789	Låsbricka	Lock washer			
0500	27		8		920765.0004	Plugg	Plug			
0530	28		1		923458.0086	Gavel	Gable			
0540	29		1		923436.0237	Tätning	Seal			
0560	30		1		920764.0009	Plugg	Plug		KPL WITH FIG.32 INCL. IN FIG.31	
0580	31		1		921898.0004	Slid	Slide			
0600	32		1			•Fjäder	•Spring			
0620	33		1		922900.0001	Slid	Slide			
0640	34		1		921809.0006	Pinne	Pin			
0660	34A		1		920764.0015	Plugg	Plug			
0680	35									NOT USED
0700	36		1		921898.0005	Slid	Slide			
0720	37		1		921335.0004	Fjäder	Spring			
0740	38		1		920091.005	O-ring	O-ring			
0760	39		1		923108.0230	Ändmutter	Endnut			
0765										
0770			1		923458.0785	Plugg	Plug			
0780	40									
0800	41									
0820	42									
0840	43									
0860	44									
0880	45									
0900	46									
0920	47									
0940	48		1		923108.0185	Plugg	Plug		POS 49 INGÅR/INCL 27)SEE FIG. D SEE FIG. D	
0960	49		1		920766.0001	O-ring	O-ring	S		
0980	50		1		921898.0002	Slid	Slide			



Reservdelar - Spare parts
40
37

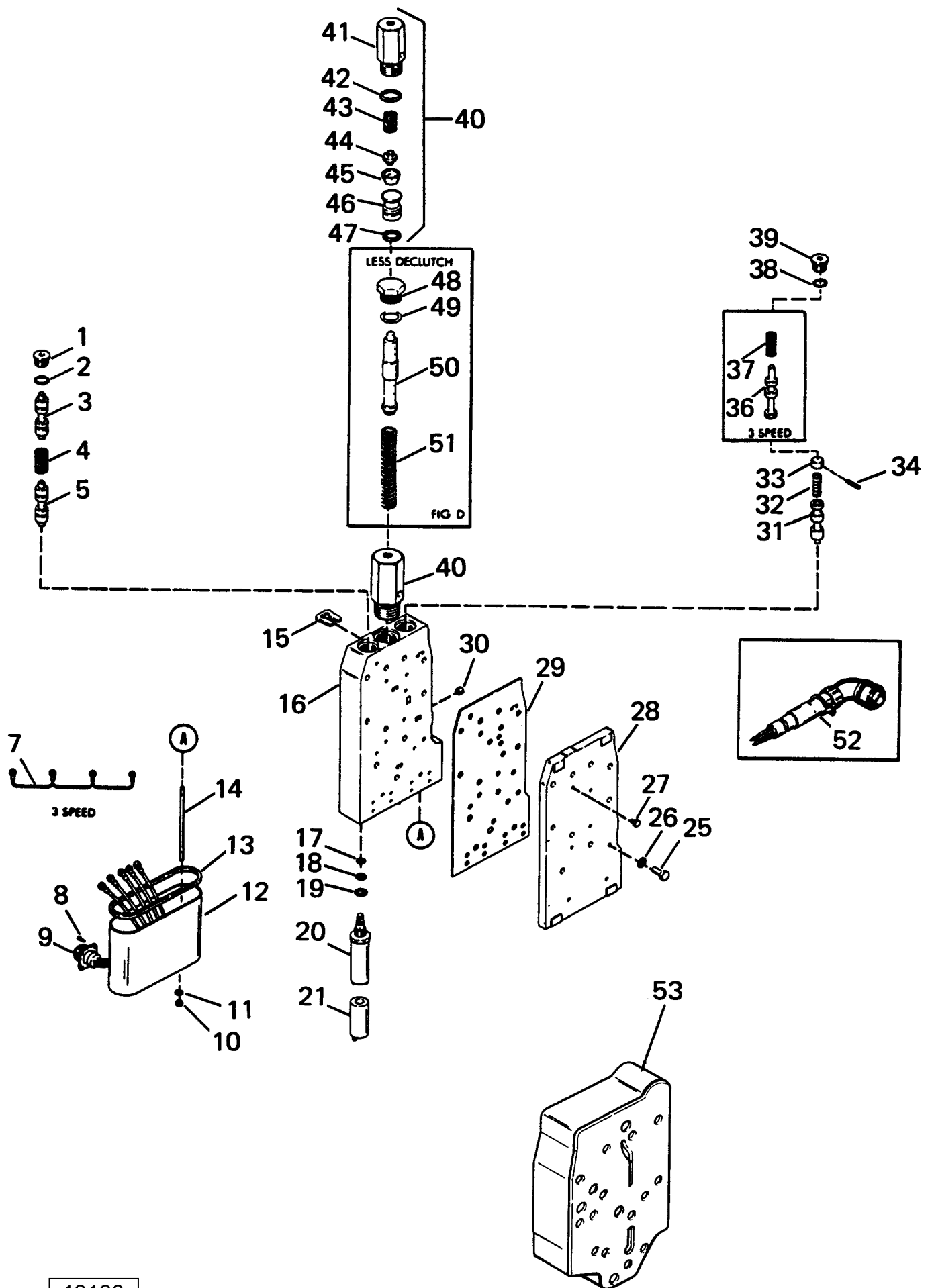
0385

Utgåva Issue		Bild nr Picture No		Kontrollventil ÄUTF Clark 18000 el.växling se fig. less declutch		Control valve ÄUTF Clark 18000 with electric gear change		
980615		12928						
Pos. Fig.	Antal/Quantity			Art nr Part No	Benämning	Description	Sats Kit	Anmärkning Notes
		9222 97. 0051						
51 52		1 1		920762.0013 922899.0001	Fjäder Kabelstam	Spring Cable unit		SEE FIG. D



Reservdelar - Spare parts

0390	Utgåva Issue		Bild nr Picture No		Kontrollventil NY UTF Clark 18000 el.växling se fig. less declutch		Control valve NY UTF Clark 18000 with electric gear change	
	Pos. Fig.	Antal/Quantity		Art nr Part No	Benämning	Description	Sats Kit	Anmärkning Notes
			9222 97. 0051					
0020			1	923458.0455	Kontrollventil	Control valve		POS 1-51 INGÅR/INCL KPL ERS 923108.0222 SEE GR 40, PAGE 35 ERS AV 923458.0785 ERS 923108.0230
0025								
0035								
0040	1		1	923108.0230	Ändmutter	Endnut		NOT USED
0045			1	923458.0785	Plugg	Plug		
0050	2		1	920091.005	O-ring	O-ring		
0060	3		1	923468.0140	Slid	Slide		NOT USED
0070	4		1	923468.0141	Fjäder	Spring		
0080	5		1	923468.0140	Slid	Slide		
0100	6							NOT USED
0120	7		1	922902.0001	Kabelstam	Cable unit		
0150	8		1	923458.0456	Skruv	Screw		
0160	9		1	922894.0001	Hylsblock	Bush block		NOT USED
0170	10		2	921341.0002	Mutter	Nut		
0180	11		2	921804.0010	Låsbricka	Lock washer		
0200	12		1	923120.0267	Skyddskåpa	Protecting cover		NOT USED
0220	13		1	920387.013	Kåpa	Cover		
0240	14		2	922891.0003	Skruv	Screw		
0260	15		1	921825.0001	Kolv	Piston		POS 1-14,16-39 INGÅR/ INCLUDED
0280	16		1	923458.0457	Kontrollventil	Control valve		
0300								
0310	17		4	920091.007	O-ring	O-ring		POS 17-19,21 INGÅR/ INCLUDED
0320	18		4	920091.006	O-ring	O-ring		
0340	19		4	920091.008	O-ring	O-ring		
0360	20		4	923108.0252	Ventil	Valve		NOT USED
0380								
0385	21		4	923108.0253	Spole	Coil		
0400	22							NOT USED
0420	23							
0440	24							
0460	25		3	920761.0019	Skruv	Screw		NOT USED
0480	26		3	90789	Låsbricka	Lock washer		
0500	27		8	920765.0004	Plugg	Plug		
0530	28		1	923458.0086	Gavel	Gable		NOT USED
0540	29		1	923436.0237	Tätning	Seal		
0560	30		1	920764.0008	Plugg	Plug		
0580	31		1	923458.0458	Slid	Slide		NOT USED
0600	32		1	923468.0141	•Fjäder	•Spring		
0620	33		1	922900.0001	Slid	Slide		
0640	34		1	921809.0006	Pinne	Pin		NOT USED
0680	35							
0700	36		1	923458.0464	Slid	Slide		
0720	37		1	923468.0141	Fjäder	Spring		POS 39 INGÅR/INCL POS 38 INGÅR/INCL, ERS AV 923458.0785 ERS 923108.0230
0740	38		1	920091.005	O-ring	O-ring		
0760	39		1	923108.0230	Ändmutter	Endnut		
0765								NOT USED
0770			1	923458.0785	Plugg	Plug		
0780	40							
0800	41							NOT USED
0820	42							
0840	43							
0860	44							NOT USED
0880	45							
0900	46							
0920	47							NOT USED
0940	48		1	923108.0185	Plugg	Plug		
0960	49		1	920766.0001	O-ring	O-ring	S	
0980	50		1	921898.0002	Slid	Slide		POS 49 INGÅR/INCL 27)SEE FIG. D SEE FIG. D SEE FIG. D
1000	51		1	920762.0013	Fjäder	Spring		
1020	52		1	922899.0001	Kabelstam	Cable unit		

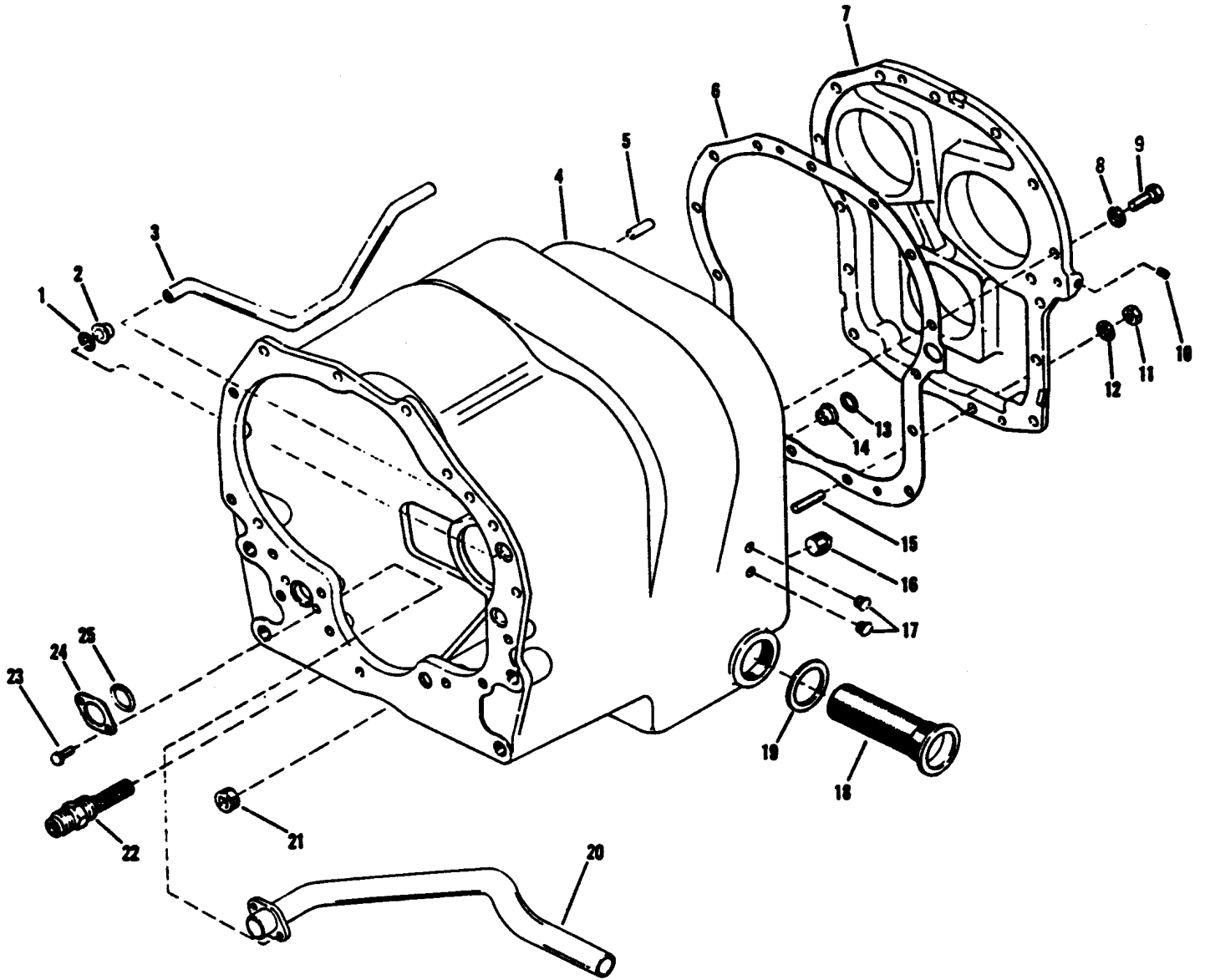


Reservdelar - Spare parts

40

43

0400	Utgåva Issue		Bild nr Picture No		Växellåda Clark 32335 converterhus med detaljer 922297.0070		Gear box Clark 32335 Converter housing with details, 922297.0070		
	Pos. Fig.	Antal/Quantity			Art nr Part No	Benämning	Description	Sats Kit	Anmärkning Notes
0010	0				922297.0070	Växellåda	Gear box		NOT USED
0020	1								
0040	2	1			90704	Plugg	Plug		
0060	3	1			923636.0239	Converterhus	Converter housing		NOT USED NOT USED
0080	4								
0100	5								
0120	6	1			923108.0087	Hylsa	Sleeve		NOT USED
0140	7	1			921803.0002	Hylsa	Sleeve		
0160	8	1			923108.0088	Hylsa	Sleeve		
0180	9	1			923108.0089	Låsbleck	Securing plate		NOT USED
0200	10	1			923349.0069	Låsbricka	Lock washer		
0220	11	1			920761.0016	Skruv	Screw		
0240	12	1			920761.0016	Skruv	Screw		NOT USED
0260	13	1			923349.0069	Låsbricka	Lock washer		
0280	14	1			923108.0089	Låsbleck	Securing plate		
0300	15	1			923108.0088	Hylsa	Sleeve		NOT USED
0320	16	1			920378.002	Luftventil	Breather		
0340	17	1			920756.0001	Vinkelförskruvning	Angle fitting		
0360	18	1			920757.0001	Förskruvning	Fitting		NOT USED
0380	19	3			921803.0002	Hylsa	Sleeve		
0400	20	4			921804.0001	Låsbricka	Lock washer		
0420	21	4			923636.0072	Skruv	Screw		NOT USED
0440	22	4			921804.0001	Låsbricka	Lock washer		
0460	23	4			923636.0070	Skruv	Screw		
0480	24	1			923349.0069	Låsbricka	Lock washer		NOT USED
0500	25	1			920761.0016	Skruv	Screw		
0520	26	1			923108.0100	O-ring	O-ring	S	
0540	27	1			923108.0099	Distansring	Spacer ring		164)
0560	28	1			923108.0086	Slang	Hose		
0580	29	1			90789	Bricka	Washer		
0600	30	1			923109.0307	Skruv	Screw		NOT USED
0620	31	1			920761.0016	Skruv	Screw		
0640	32	1			923349.0069	Låsbricka	Lock washer		
0660	33	1			923108.0096	Slangklamma	Hose clamp		NOT USED
0680	34	1			923108.0098	Slang	Hose		
0700	35	1			923108.0094	O-ring	O-ring	S	
0720	36	1			920761.0016	Skruv	Screw		164)
0740	37	1			923349.0069	Låsbricka	Lock washer		
0760	38	1			923108.0097	Slang	Hose		
0780	39	1			920761.0016	Skruv	Screw		NOT USED
0800	40	1			923349.0069	Låsbricka	Lock washer		
0820	41	1			923108.0096	Slangklamma	Hose clamp		
0840	42	1			923108.0095	Slang	Hose		NOT USED
0860	43	1			923108.0094	O-ring	O-ring	S	
0880	44	1			923108.0093	Slang	Hose		
0900	45	10			923108.0110	Skruv	Screw		NOT USED
0920	46	10			921804.0001	Låsbricka	Lock washer		
0940	47	1			923108.0103	Tätning	Seal	S	
0960	48	2			921809.0001	Styrpinne	Guide pin		163)
0980		1			923110.0464	Tätningssats	Seal kit		
1000		1			923110.0465	Tätningssats	Seal kit		



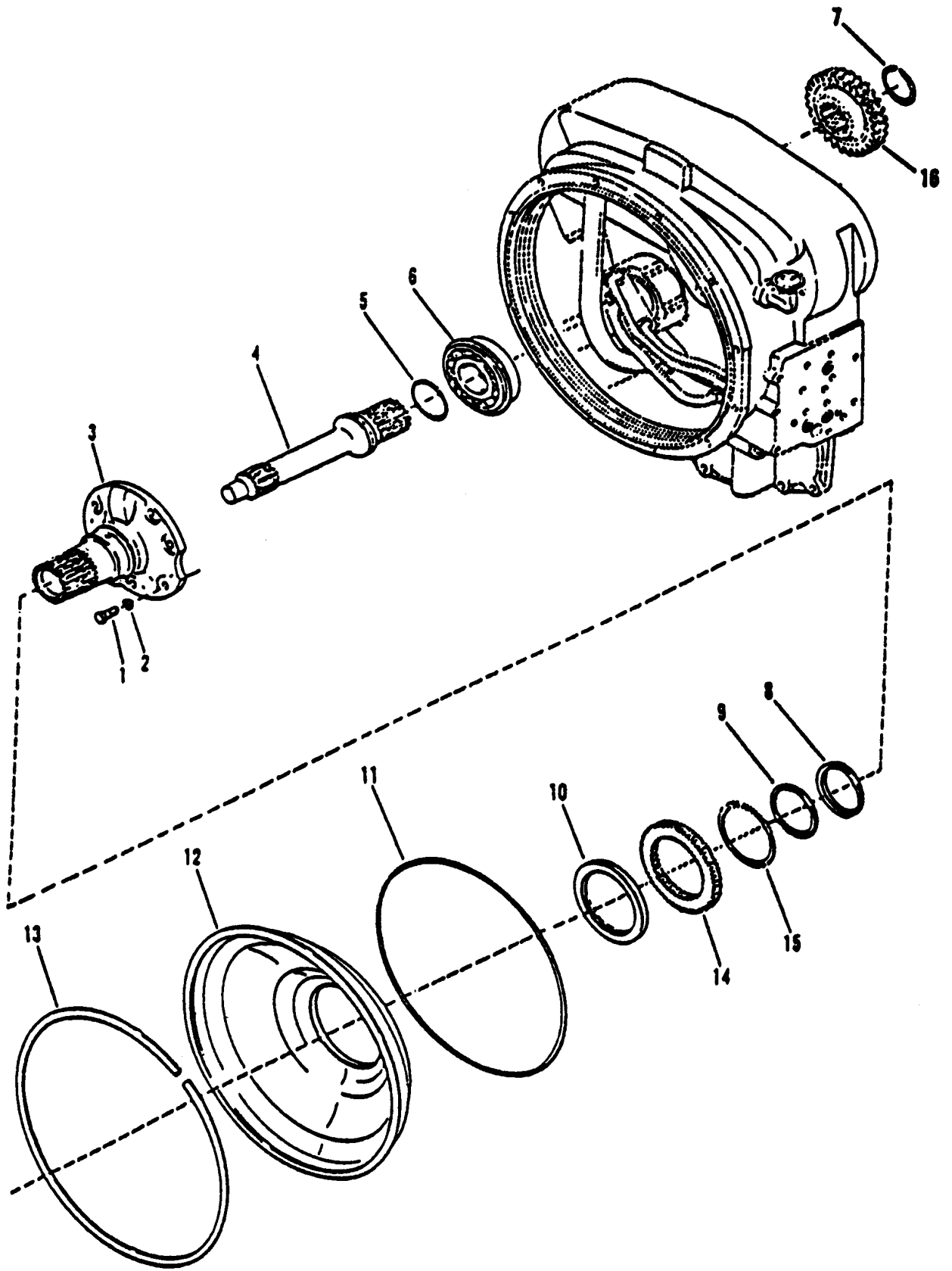
14408

Reservdelar - Spare parts

40

45

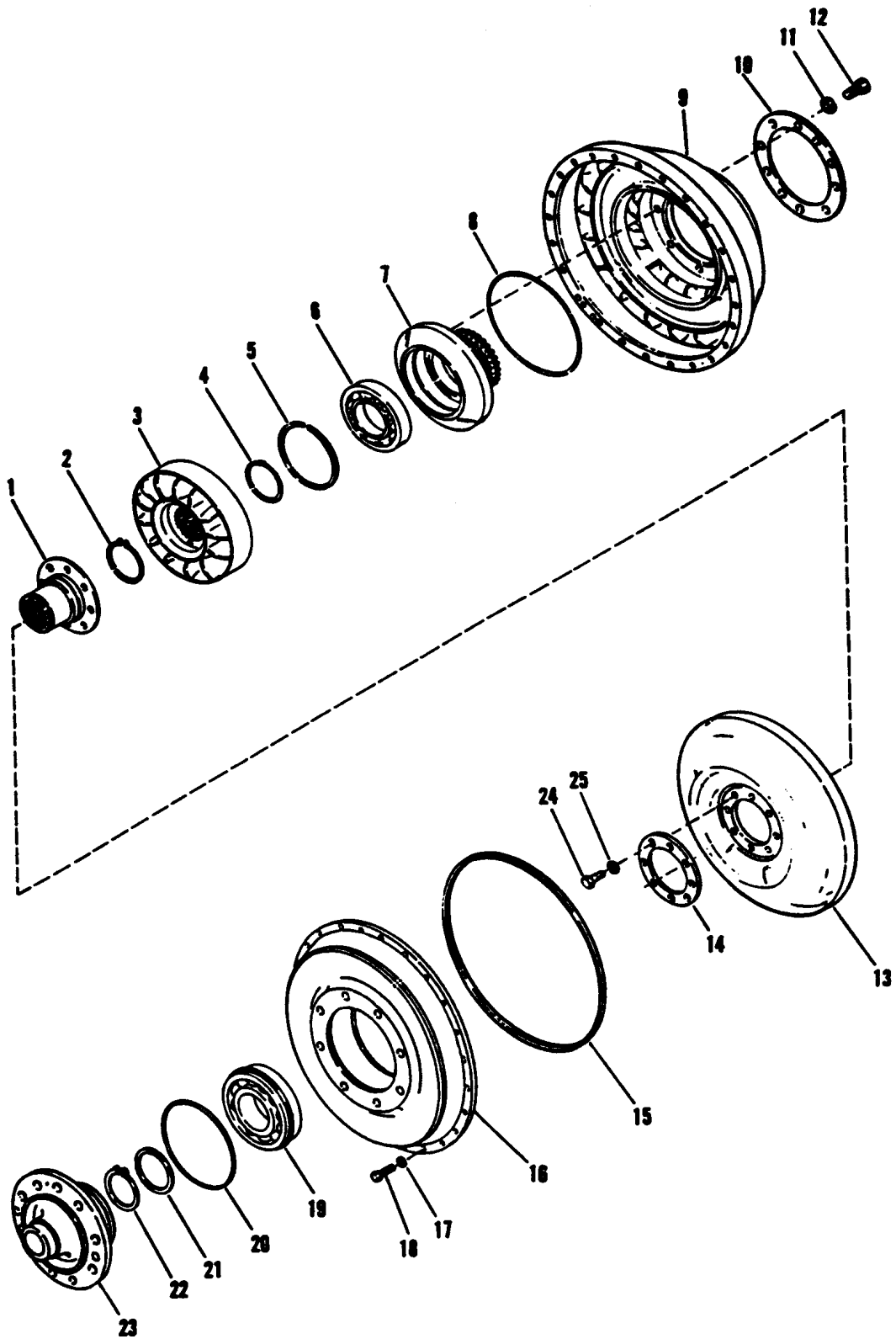
0405	Utgåva Issue		Bild nr Picture No		Växellåda Clark 32335 Transmissionshus		Gear box Clark 32335 Transmission case	
	980615		14408					
Pos. Fig.	Antal/Quantity			Art nr Part No	Benämning	Description	Sats Kit	Anmärkning Notes
0020	1	1		920584.0001	O-ring	O-ring	S	164)
0040	2	1		921803.0002	Hylsa	Sleeve		
0060	3	1		923108.0104	Slang	Hose		
0080	4	1		923636.0240	Transmissionshus	Transmission case		INCL. POS. 2,3,14,20, 23-25 OCH 29-31
0085								
0090		1		923636.0075	•Oljefångare	•Oil catcher		
0093		1		923636.0076	•Oljefångare	•Oil catcher		
0096		4		923636.0242	•Nit	•Rivet		
0100	5	2		923108.0106	Styrpinne	Guide pin		
0120	6	1		923108.0107	Tätning	Seal		
0140	7	1		923468.0650	Kåpa	Cover		
0160	8	21		921804.0001	Låsbricka	Lock washer		
0180	9	21		923108.0110	Skruv	Screw		
0200	10	1		920764.0008	Plugg	Plug		
0220	11	2		923108.0111	Mutter	Nut		
0240	12	2		921804.0001	Låsbricka	Lock washer		
0260	13	1		920584.0001	O-ring	O-ring	S	164)
0280	14	1		921803.0002	Hylsa	Sleeve		
0300	15	2		923108.0112	Pinnskruv	Stud		
0320	16	1		923108.0217	Magnetplugg	Magnetic plug		
0340	17	2		920941.0002	Propp	Plug		
0360	18	1		920376.001	Sil	Strainer		
0380	19	1		920377.001	Packning	Gasket	S	164)
0400	20	1		923108.0218	Slang	Hose		
0420	21	2		923636.0241	Plugg	Plug		
0440	22	1		923108.0116	Plugg	Plug		
0460	23	2		923108.0119	Skruv	Screw		
0480	24	1		923108.0118	Bricka	Washer		
0500	25	1		923108.0117	O-ring	O-ring	S	164)



Reservdelar - Spare parts
40
47

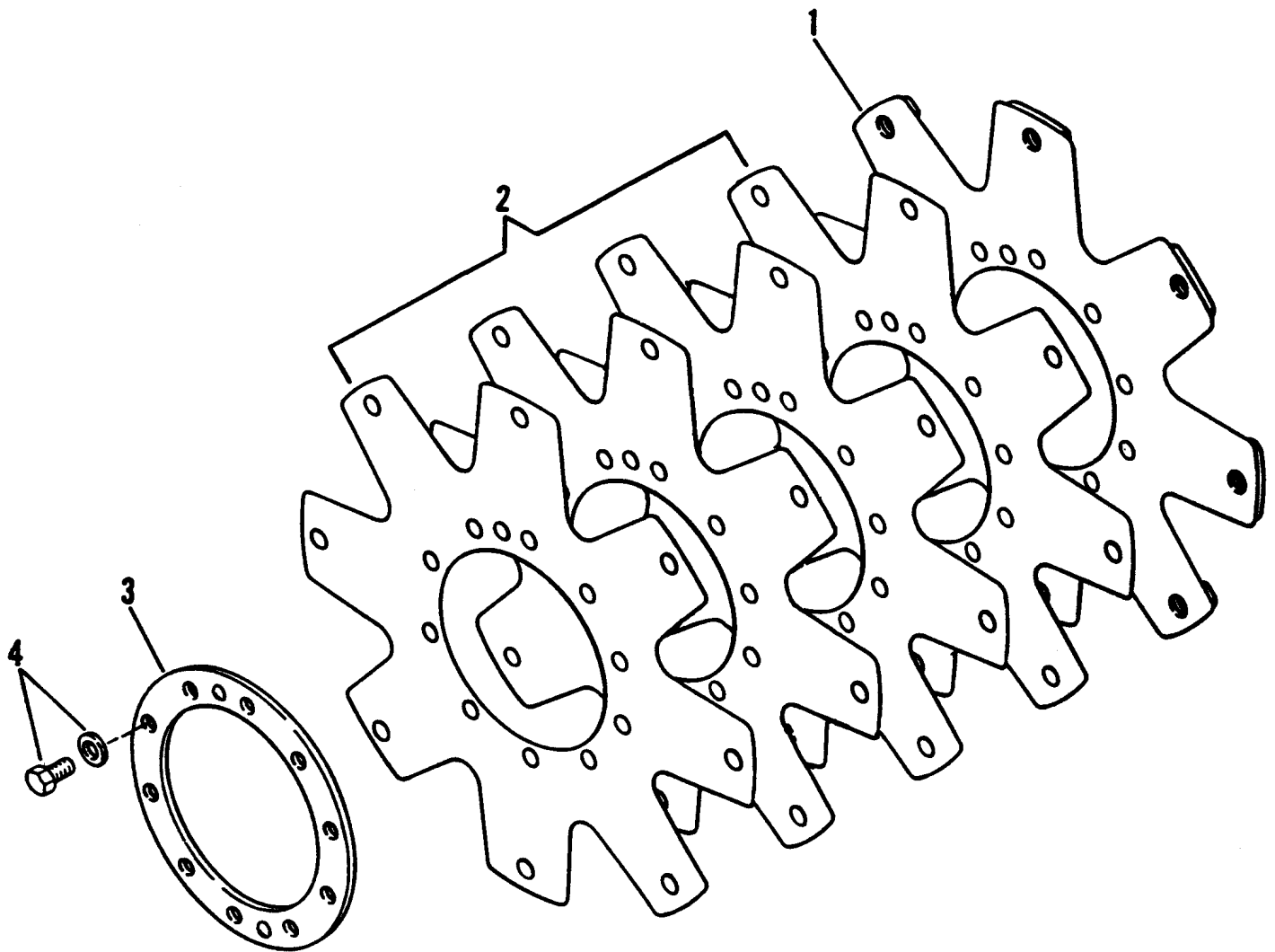
0410

Utgåva Issue		Bild nr Picture No		Växellåda Clark 32335 Turbinaxel, statorstöd och oljefångare		Gear box Clark 32335 Turbine shaft, stator support and oil baffle		
Pos. Fig.	Antal/Quantity			Art nr Part No	Benämning	Description	Sats Kit	Anmärkning Notes
1	6			923108.0059	Skruv	Screw		
2	6			923349.0095	Låsbricka	Lock washer		
3	1			920380.004	Medbringare	Carrier		
4	1			923109.0979	Axel	Shaft		
5	1			923108.0057	Tätningsring	Seal ring		
6	1			921160.0018	Spårkullager	Groove ball bearing		
7	1			923108.0055	Spärring	Retaining ring		
8	1			923108.0050	Tätningsring	Seal ring		
9	1			923108.0051	Fjäder	Spring		
10	1			920379.004	Tätning	Seal	S	163)
11	1			923108.0068	Tätningsring	Seal ring	S	163)
12	1			923108.0067	Oljefångare	Oil catcher		
13	1			923109.0980	Spärring	Retaining ring		
14	1			923108.0048	Kugghjul	Gear		
15	1			923108.0049	Spärring	Retaining ring		
16	1			923636.0347	Drev	Gear		



Reservdelar - Spare parts
40
49

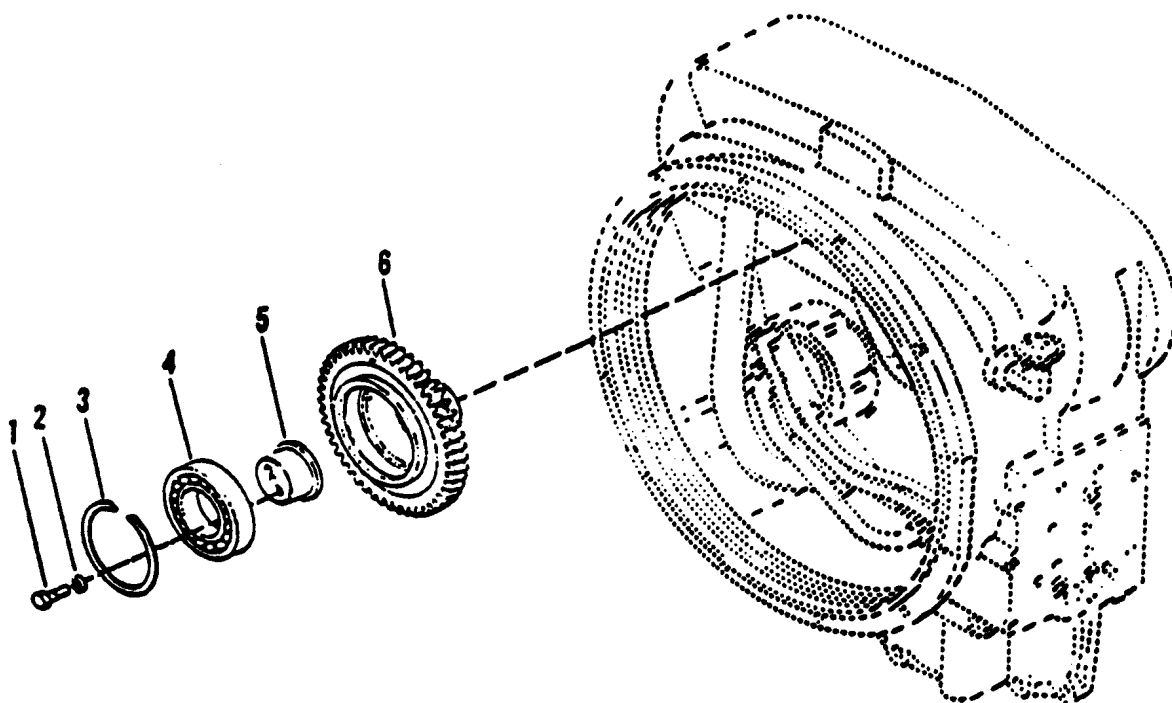
0420	Utgåva Issue		Bild nr Picture No		Växellåda Clark 32335 Converter-grupp		Gear box Clark 32335 Converter group	
	980615		20066					
Pos. Fig.	Antal/Quantity			Art nr Part No	Benämning	Description	Sats Kit	Anmärkning Notes
0010	0	1		425809.1200	Momentomvandlarsats	Torque converter kit		KPL
0020	1	1		923109.0982	Turbinhjulsnäv	Turbine hub		
0040	2	1		923108.0082	Spårring	Retaining ring		
0060	3	1		923109.0150	Stator	Stator		
0080	4	1		923108.0084	Distansring	Spacer ring		
0100	5	1		923109.0151	Låsring	Lock ring		
0120	6	1		923109.0152	Lager	Bearing		
0140	7	1		923109.0153	Nav	Hub		
0160	8	1		923109.0154	O-ring	O-ring	S	163)
0180	9	1		923109.0155	Pumphjul	Impeller		
0200	10	1		923109.0157	Ring	Ring		
0220	11							NOT USED
0240	12	12		923109.0156	Skruv	Screw		
0260	13	1		923108.0080	Turbinhjul	Turbine		
0280	14	1		923109.0990	Ring	Ring		
0300	15	1		920582.0002	O-ring	O-ring	S	163)
0320	16	1		923636.0243	Lock	Cover		
0340	17	24		923636.0244	Låsbricka	Lock washer		
0360	18	24		923636.0080	Skruv	Screw		
0380	19	1		923109.0985	Lager	Bearing		
0400	20	1		923468.0617	O-ring	O-ring		
0420	21	1		923109.0987	Bricka	Washer		
0440	22	1		923109.0988	Låsring	Lock ring		
0460	23	1		923636.0245	Lock	Cover		
0480	24	8		923458.0080	Skruv	Screw		
0500	25							NOT USED



Reservdelar - Spare parts
40
51

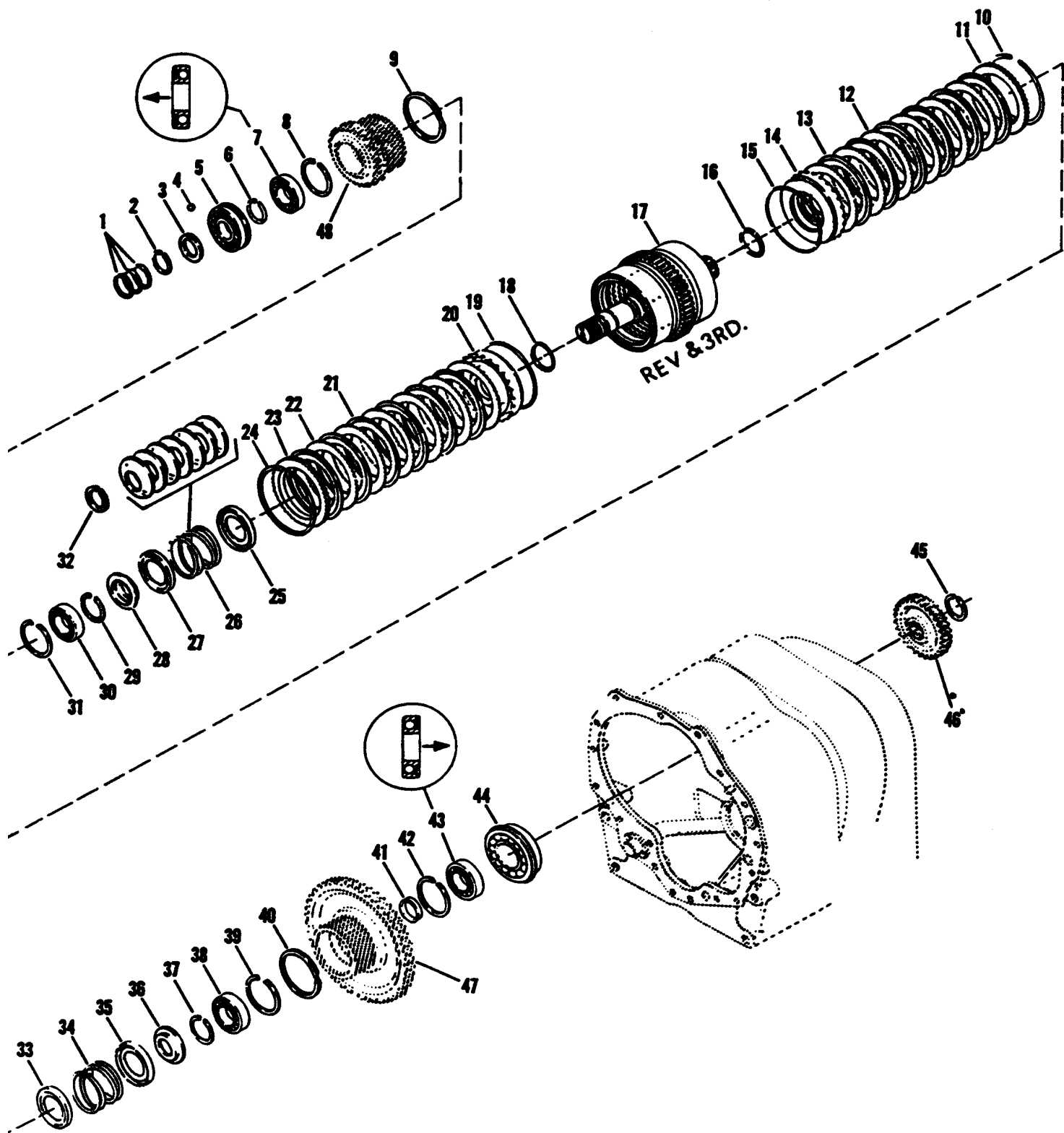
0425

Utgåva Issue		Bild nr Picture No		Växellåda Clark 32335 Lamell-paket Flexplates		Gear box Clark 32335 Drive plate group Flexplates		
980615		20067						
Pos. Fig.	Antal/Quantity			Art nr Part No	Benämning	Description	Sats Kit	Anmärkning Notes
1	1			923636.0246	Flexplates	Flexplates		KIT INCL. POS. 2-4 N.S.S. INCL. IN POS 1
2								
3	1			922834.0001	Ring	Ring		
4	10			920761.0014	Skruv	Screw		



Reservdelar - Spare parts
40
53

0430	Utgåva Issue		Bild nr Picture No		Växellåda Clark 32335 Pumpdrivning		Gear box Clark 32335 Pump drive parts group	
	980615		13030					
Pos. Fig.	Antal/Quantity			Art nr Part No	Benämning	Description	Sats Kit	Anmärkning Notes
0020	1	6		922087.0025	Skruv	Screw		
0040	2	6		921804.0001	Låsbricka	Lock washer		
0060	3	3		923108.0042	Spårring	Retaining ring		
0080	4	3		923108.0043	Lager	Bearing		
0100	5	3		923108.0044	Lagerblock	Bearing support		
0120	6	3		923108.0045	Kugghjul	Gear		

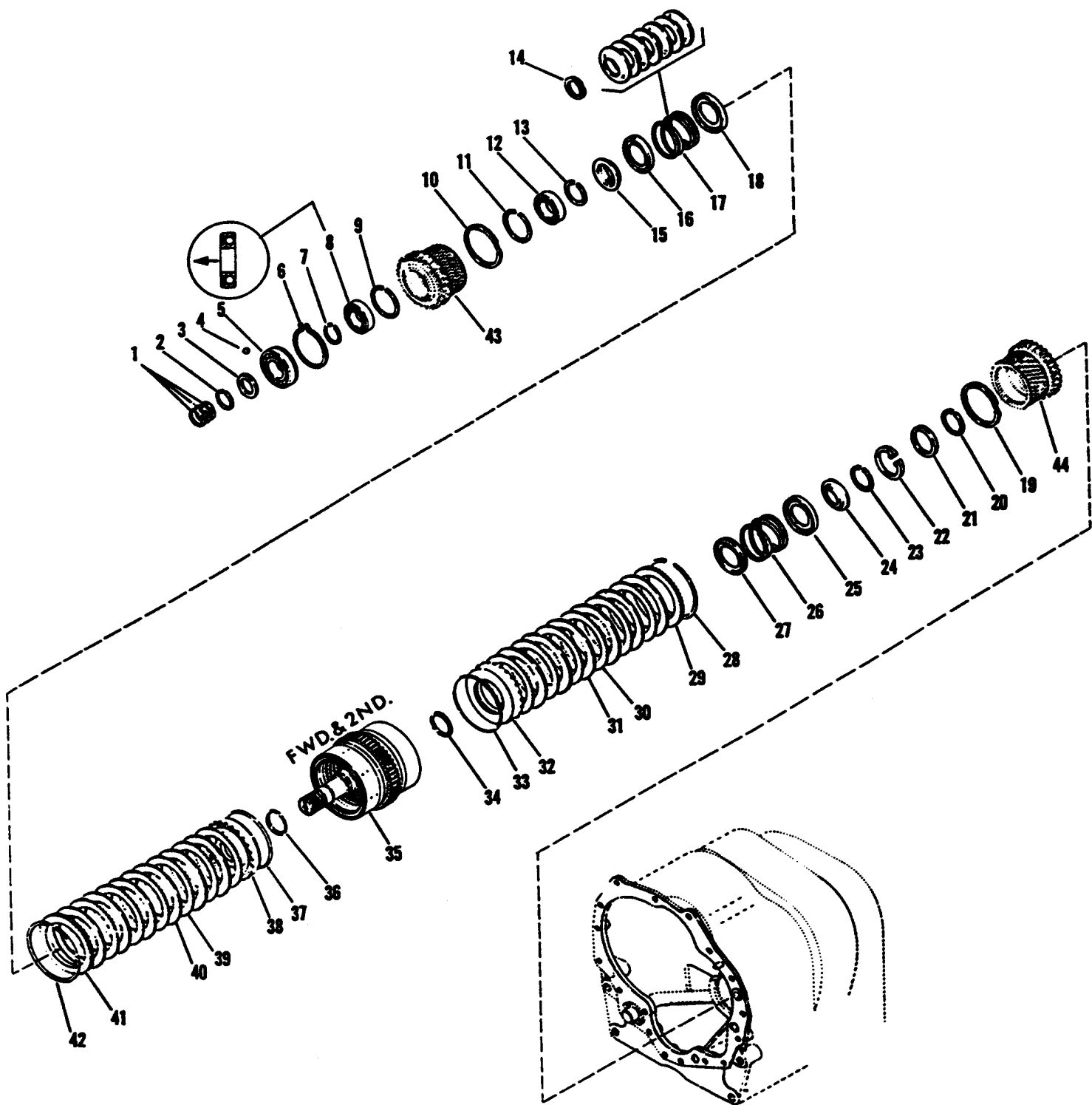


Reservdelar - Spare parts

40

55

0440	Utgåva Issue		Bild nr Picture No		Växellåda Clark 32335 Back o högväxelpaket		Gear box Clark 32335 Reverse and high clutch group				
	980615		20068								
	Pos. Fig.	Antal/Quantity			Art nr Part No	Benämning	Description	Sats Kit	Anmärkning Notes		
0020	1	3			920379.005	Tätningsring	Seal ring	S	SATS/KIT		
0040	2	1			923636.0247	Spärring	Retaining ring				
0060	3	1			923109.0996	Platta	Plate				
0080	4	1			923109.0997	Kula	Ball				
0100	5	1			923109.0991	Lager	Bearing				
0120	6	1			923636.0247	Spärring	Retaining ring				
0140	7	1			920072.012	Lager	Bearing				
0160	8	1			923108.0120	Spärring	Retaining ring				
0180	9	1			923109.0364	Låsring	Lock ring				
0200	10	1			923108.0173	Låsring	Lock ring				
0220	11	1			923468.0657	Ändplatta	End plate				
0240	12	7			922746.0002	Tryckplatta	Clutch drive plate				
0260	13	7			923109.0381	Lamell	Clutch steel plate				
0280	14	1			923468.0658	Kolvkoppling	Clutch piston				
0300	15	1			923108.0176	Tätningsring	Seal ring				
0320	16	1			923108.0177	Tätningsring	Seal ring				
0340	17	1			923109.0992	Kopplingstrumma+axel	Clutch drum+shaft				
0360	18	1			923108.0177	Tätningsring	Seal ring				
0380	19	1			923108.0176	Tätningsring	Seal ring				
0400	20	1			923120.0779	Kolvkoppling	Clutch piston				
0420	21	6			923109.0381	Lamell	Clutch steel plate				
0440	22	6			922746.0002	Tryckplatta	Clutch drive plate				
0460	23	1			923108.0174	Ändplatta	End plate				
0480	24	1			923108.0173	Låsring	Lock ring				
0500	25	1			923108.0128	Fjäderhållare	Spring holder				
0520	26	1			923108.0127	Fjäder	Spring				
0540	27	1			923108.0126	Fjäderhållare	Spring holder				
0560	28	1			923108.0125	Spärring	Retaining ring				
0580	29	1			922370.0013	Låsring	Lock ring				
0600	30	1			920072.013	Lager	Bearing				
0620	31	1			923108.0120	Spärring	Retaining ring				
0640	32							NOT USED			
0660	33	1			923108.0128	Fjäderhållare	Spring holder				
0680	34	1			923108.0127	Fjäder	Spring				
0700	35	1			923108.0126	Fjäderhållare	Spring holder				
0720	36	1			923108.0125	Spärring	Retaining ring				
0740	37	1			922370.0013	Låsring	Lock ring				
0760	38	1			920072.015	Lager	Bearing				
0780	39	1			923108.0129	Spärring	Retaining ring				
0800	40	1			923109.0364	Låsring	Lock ring				
0820	41	1			923108.0131	Distans	Spacer				
0840	42	1			923108.0129	Spärring	Retaining ring				
0860	43	1			920072.014	Lager	Bearing				
0880	44	1			923109.0095	Axel	Shaft				
0900	45	1			923108.0144	Spärring	Retaining ring				
0920	46	1			923108.0145	Kugghjul	Gear				
0940	47	1			923468.0457	Drev	Gear				
0960	48	1			923636.0348	Drev	Gear				

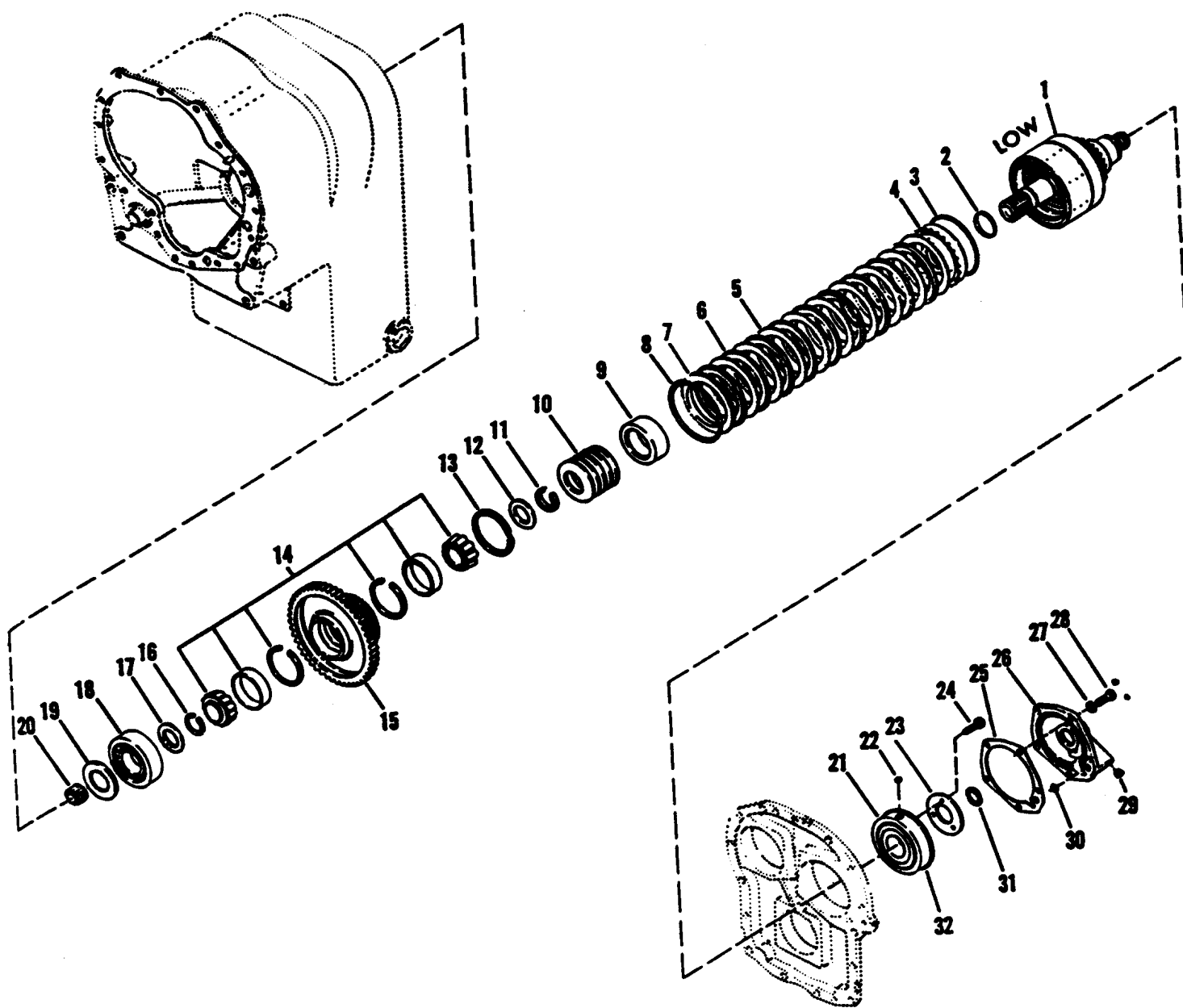


Reservdelar - Spare parts

40

57

0450	Utgåva Issue		Bild nr Picture No		Växellåda Clark 32335 Fram o 2:a växelpaket		Gear box Clark 32335 Forward-2nd clutch group				
	980615		20069								
	Pos. Fig.	Antal/Quantity			Art nr Part No	Benämning	Description	Sats Kit	Anmärkning Notes		
0020	1	3			920379.005	Tätningsring	Seal ring		NOT USED		
0040	2	1			923636.0247	Spårring	Retaining ring				
0060	3	1			923109.0996	Platta	Plate				
0080	4	1			923109.0997	Kula	Ball				
0100	5	1			923109.0991	Lager	Bearing				
0120	6	1			922370.0007	Låsring	Lock ring				
0140	7	1			923636.0247	Spårring	Retaining ring				
0160	8	1			920072.012	Lager	Bearing				
0180	9	1			923108.0120	Spårring	Retaining ring				
0200	10	1			923109.0364	Låsring	Lock ring				
0220	11	1			923108.0120	Spårring	Retaining ring				
0240	12	1			920072.013	Lager	Bearing				
0260	13	1			922370.0013	Låsring	Lock ring				
0280	14										
0300	15	1			923108.0125	Spårring	Retaining ring				
0320	16	1			923108.0126	Fjäderhållare	Spring holder				
0340	17	1			923108.0127	Fjäder	Spring				
0360	18	1			923108.0128	Fjäderhållare	Spring holder				
0380	19	1			923109.0364	Låsring	Lock ring				
0400	20	1			922370.0013	Låsring	Lock ring				
0420	21	1			923468.0656	Ring	Ring				
0440	22	1			923468.0640	Låsring	Lock ring				
0460	23	1			922370.0013	Låsring	Lock ring				
0480	24	1			923108.0125	Spårring	Retaining ring				
0500	25	1			923108.0126	Fjäderhållare	Spring holder				
0520	26	1			923108.0127	Fjäder	Spring				
0540	27	1			923108.0128	Fjäderhållare	Spring holder				
0560	28	1			923108.0173	Låsring	Lock ring				
0580	29	1			923468.0657	Ändplatta	End plate				
0600	30	7			922746.0002	Tryckplatta	Clutch drive plate				
0620	31	7			923109.0381	Lamell	Clutch steel plate				
0640	32	1			923468.0658	Kolvkoppling	Clutch piston				
0660	33	1			923108.0176	Tätningsring	Seal ring	S			
0680	34	1			923108.0177	Tätningsring	Seal ring	S			
0700	35	1			923109.0998	Kopplingstrumma+axel	Clutch drum+shaft				
0720	36	1			923108.0177	Tätningsring	Seal ring	S			
0740	37	1			923108.0176	Tätningsring	Seal ring	S			
0760	38	1			923120.0779	Kolvkoppling	Clutch piston				
0780	39	6			922746.0002	Tryckplatta	Clutch drive plate				
0800	40	6			923109.0381	Lamell	Clutch steel plate				
0820	41	1			923108.0174	Ändplatta	End plate				
0840	42	1			923108.0173	Låsring	Lock ring				
0860	43	1			923636.0348	Drev	Gear				
0880	44	1			923468.0660	Drev	Gear				

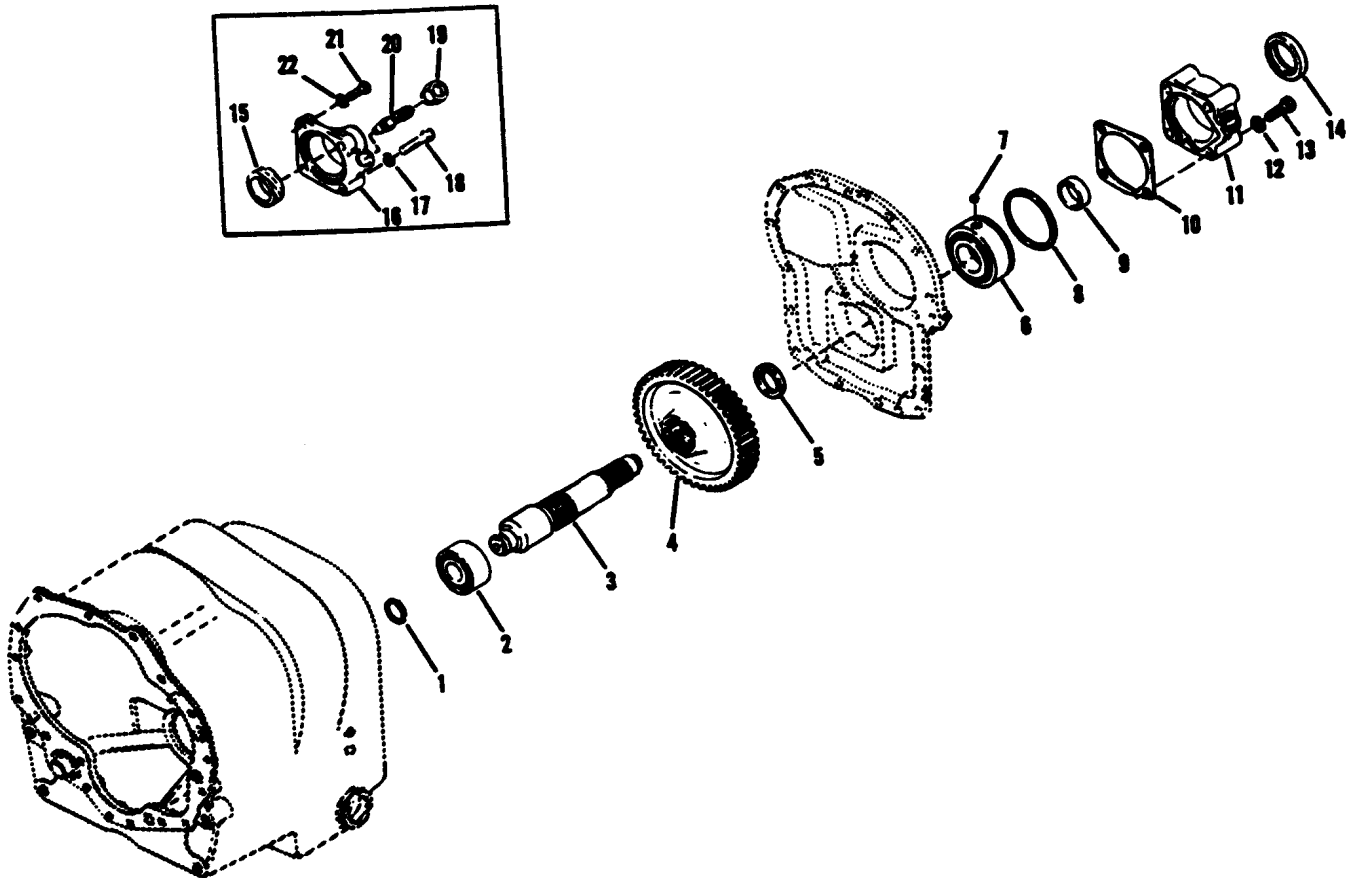


Reservdelar - Spare parts

40

59

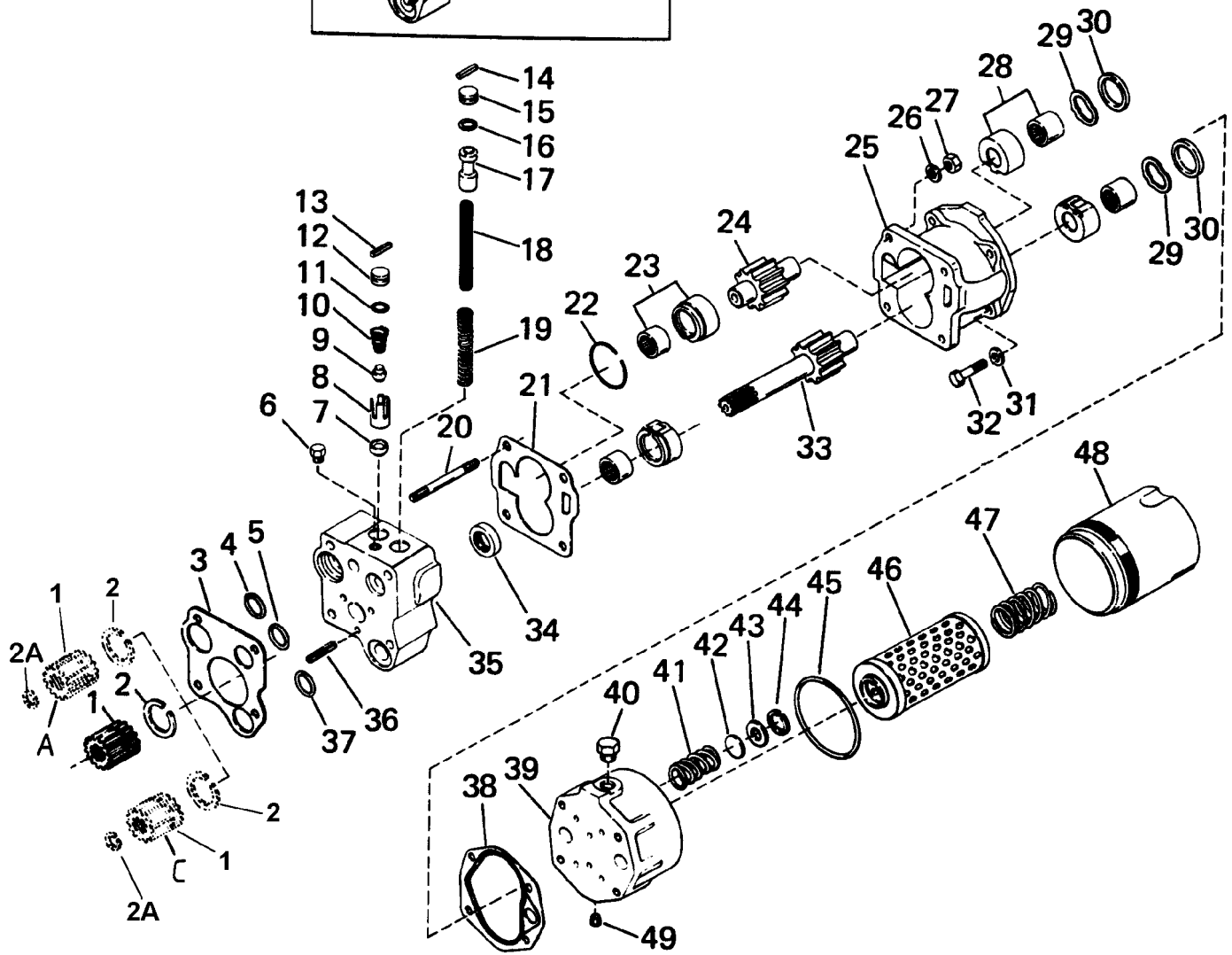
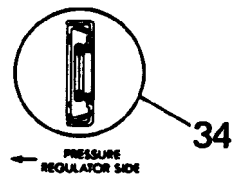
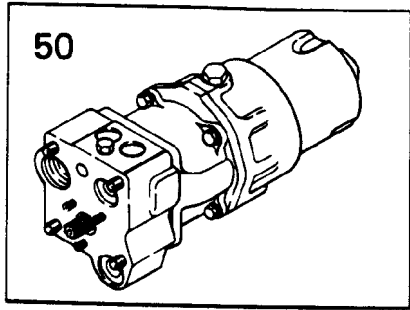
0460	Utgåva Issue		Bild nr Picture No		Växellåda Clark 32335 Lågväxelpaket		Gear box Clark 32335 Low gear clutch group				
	980615		20070								
	Pos. Fig.	Antal/Quantity			Art nr Part No	Benämning	Description	Sats Kit	Anmärkning Notes		
0020	1	1			923636.0079	Kopplingstrumma+axel	Clutch drum+shaft				
0040	2	1			923108.0177	Tätningring	Seal ring	S	164)		
0060	3	1			923108.0176	Tätningring	Seal ring	S	164)		
0080	4	1			923120.0779	Kolvkoppling	Clutch piston				
0100	5	9			922746.0002	Tryckplatta	Clutch drive plate				
0120	6	9			920624.0002	Lamell	Clutch steel plate				
0140	7	1			923108.0174	Ändplatta	End plate				
0160	8	1			923108.0173	Låsring	Lock ring				
0180	9	1			923109.0393	Distans	Spacer				
0200	10	1			923109.0394	Fjäder	Spring		SET INCL. 5 WASHERS		
0220	11	1			923108.0135	Spärring	Retaining ring				
0240	12	1			923468.0662	Ring	Ring				
0260	13	1			923109.0364	Låsring	Lock ring				
0280	14	1			921160.0008	Lager	Bearing				
0300	15	1			923108.0225	Kugghjul	Gear				
0320	16	1			923108.0136	Spärring	Retaining ring				
0340	17	1			923468.0662	Ring	Ring				
0360	18	1			923468.0002	Lager	Bearing				
0380	19	1			923468.0663	Ändplatta	End plate				
0400	20	1			923109.0418	Lager	Bearing				
0420	21	1			923468.0003	Lager	Bearing				
0440	22	1			923108.0148	Kula	Ball				
0460	23	1			923468.0664	Platta	Plate				
0480	24	3			923468.0665	Skruv	Screw				
0500	25	1			923468.0666	Packning	Gasket				
0520	26	1			923468.0667	Kåpa	Cover				
0540	27	5			90789	Bricka	Washer				
0560	28	5			923636.0080	Skruv	Screw				
0580	29	1			920764.0008	Plugg	Plug				
0600	30	1			923108.0242	O-ring	O-ring	S	164)		
0620	31	1			923109.0376	Kolvring	Piston ring	S	164)		
0640	32	1			923468.0668	Ring	Ring				



Reservdelar - Spare parts
40
61

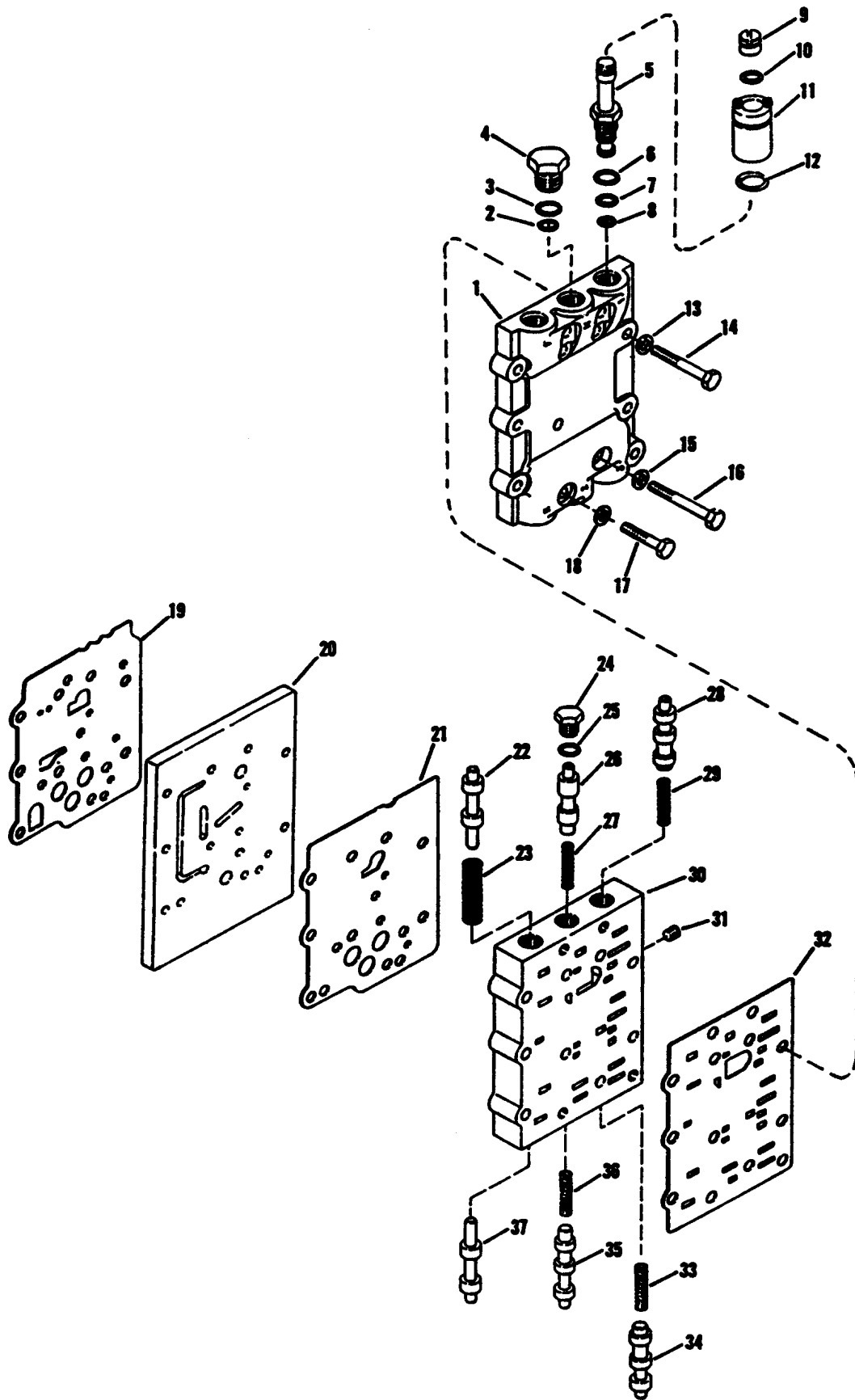
0480

Utgåva Issue		Bild nr Picture No		Växellåda Clark 32335 Utgående axel		Gear box Clark 32335 Output shaft group		
980615		20071						
Pos. Fig.	Antal/Quantity			Art nr Part No	Benämning	Description	Sats Kit	Anmärkning Notes
1	1			923636.0247	Spårring	Retaining ring		
2	1			923468.0460	Lager	Bearing		
3	1			923636.0251	Axel	Shaft		
4	1			923468.0006	Drev	Gear		
5	1			923636.0252	Distans	Spacer		
6	1			923468.0007	Lager	Bearing		
7	1			923108.0148	Kula	Ball		
8	1			923108.0149	Låsring	Lock ring		
9	1			923636.0088	Distans	Spacer		
10	1			923468.0008	Packning	Gasket	S	164)
11								SEE ITEM 16
12								SEE ITEM 17
13								SEE ITEM 18
14	1			923109.0427	Tätning	Seal	S	164)
15								NOT USED
16	1			923636.0253	Kåpa	Cover		
17	2			921804.0002	Låsbricka	Lock washer		
18	2			923349.0009	Skruv	Screw		
19								NOT USED
20	1			923636.0254	Plugg	Plug		
21	2			923468.0675	Skruv	Screw		
22	2			921804.0002	Låsbricka	Lock washer		



Reservdelar - Spare parts

0490	Utgåva Issue		Bild nr Picture No		Växellåda Clark 32335 Tryckventil, Pump och Filter		Gear box Clark 32335 Pressure valve, Pump and Filter		
	980615	21865							
	Pos. Fig.	Antal/Quantity			Art nr Part No	Benämning	Description	Sats Kit	Anmärkning Notes
0020	1	1			923108.0046	Kugghjul	Gear		FOR CHARG.PUMP
0040	2	1			923108.0047	•Spärring	•Retaining ring		INGÅR I/PART OF POS.1
0050	2A								NOT USED
0060	3	1			920578.0001	Packning	Gasket	S	163)
0080	4	1			920600.0002	O-ring	O-ring	S	163)
0100	5	1			920584.0001	O-ring	O-ring	S	163)
0120	6	1			920941.0002	Plugg	Plug		
0140	7	1			923108.0198	Säte	Seat		
0160	8	1			923108.0199	Distans	Spacer		
0180	9	1			923108.0200	Plunge	Plunger		
0200	10	1			923108.0201	Fjäder	Spring		
0225	11	1			920583.0002	O-ring	O-ring	S	163)
0240	12	1			923108.0202	Ventilstopp	Valve stop		
0260	13	1			923108.0203	Fjäderstift	Spring pin		
0280	14	1			923108.0203	Fjäderstift	Spring pin		
0300	15	1			923108.0204	Ventilstopp	Valve stop		
0325	16	1			920584.0002	O-ring	O-ring	S	163)
0340	17	1			923108.0205	Kolv	Piston		
0360	18	1			923108.0206	Fjäder	Spring		
0380	19	1			923108.0207	Fjäder	Spring		
0400	20	4			920758.0001	Pinnskruv	Stud		
0420	21	1			920387.001	Packning	Gasket	S	163)
0440	22	1			923108.0208	Spärring	Retaining ring		
0460	23	2			923108.0209	Lager	Bearing		KPL MED TRYCKBRICKA/ WITH THRUST PLATE
0465									KPL
0480	24	1			923108.0210	Axel	Shaft		POS.22-24,28-30,33 IN
0500	25	1			920388.002	Pump	Pump		GÅR/INCLUDED
0505									
0520	26	4			921804.0001	Bricka	Washer		
0540	27	4			920760.0001	Mutter	Nut		
0560	28	2			923108.0211	Lager	Bearing		KPL MED TRYCKBRICKA/ WITH THRUST PLATE
0565									
0580	29	2			920389.001	Vågbricka	Wave washer		
0600	30	2			920390.001	Axeltätning	Shaft seal	S	163)
0620	31	4			923636.0255	Bricka	Washer		
0640	32	4			923636.0256	Skruv	Screw		
0660	33	1			923108.0212	Axel	Shaft		KPL
0680	34	1			920386.001	Oljetätning	Oil seal	S	163)
0700	35	1			920384.001	Tryckventil	Pressure valve		KPL POS.6-19,34,36 IN
0718									GÅR/INCLUDED
0720	36	3			923108.0213	Fjäderstift	Spring pin		
0740	37	1			920600.0001	O-ring	O-ring	S	163)
0760	38	1			920391.001	Packning	Gasket	S	163)
0780	39	1			921603.0001	Filteradapter	Filter adapter		
0800	40	1			920941.0002	Propp	Plug		
0820	41	1			920762.0002	Fjäder	Spring		
0840	42	1			920763.0002	Bricka	Washer		
0860	43	1			920763.0003	Bricka	Washer		
0880	44	1			921604.0001	Spärring	Retaining ring		
0900	45	1			920766.0002	O-ring	O-ring	S	INGÅR I/INCLUDED IN
0901									POS/FIG. 46
0920	46	1			921097.0001	Filter	Filter		POS/FIG. 45 INGÅR/ INCLUDED
0921									
0940	47	1			920762.0003	Fjäder	Spring		
0960	48	1			920091.002	Filterhus	Filter housing		
0980	49	1			920765.0003	Propp	Plug		
1000	50	1			921605.0001	Pump och filter	Pump and filter		KPL POS.22-25,28-33, 38-49 INGÅR/INCLUDED
1020									



0500	Utgåva Issue		Bild nr Picture No		Växellåda Clark 32335 Kontrollventil Kopplingsventil		Gear box Clark 32335 Control valve Clutch valve		
	980615		20072						
	Pos. Fig.	Antal/Quantity			Art nr Part No	Benämning	Description	Sats Kit	Anmärkning Notes
0020	1	1			923108.0237	Hus	Housing		INCL. POS. 6-8 INCL. IN ITEM 5 INCL. IN ITEM 5 INCL. IN ITEM 5
0040	2	2			923108.0242	O-ring	O-ring		
0060	3	2			920091.005	O-ring	O-ring		
0080	4	2			923108.0243	Plugg	Plug		
0100	5	4			923109.0714	Ventilslid	Valve slide		
0120	6	4			923109.0715	•O-ring	•O-ring		
0140	7	4			923349.0011	•O-ring	•O-ring		
0160	8	4			920091.007	•O-ring	•O-ring		
0180	9	4			923636.0113	Ändmutter	Endnut		
0200	10	4			923468.0462	O-ring	O-ring		
0225	11	4			923636.0257	Elmagnet	Electromagnet		NOT USED NOT USED
0240	12	4			923468.0462	O-ring	O-ring		
0260	13	5			90789	Bricka	Washer		
0280	14	5			923108.0238	Skruv	Screw		
0300	15	4			90789	Bricka	Washer		
0325	16	4			920761.0015	Skruv	Screw		
0340	17	4			923108.0239	Skruv	Screw		
0360	18	4			90789	Bricka	Washer		
0380	19								
0400	20								
0420	21	1			923636.0115	Tätning	Seal		INCL. ITEM 25 INCL. IN ITEM 24
0440	22	1			923108.0227	Ventilslid	Valve slide		
0460	23	1			923108.0228	Fjäder	Spring		
0480	24	6			923458.0785	Plugg	Plug		
0500	25	6			920091.005	O-ring	O-ring		
0520	26	1			923108.0229	Ventilslid	Valve slide		
0540	27								
0560	28	1			923108.0231	Ventilslid	Valve slide		
0580	29	1			923108.0232	Fjäder	Spring		
0600	30	1			923108.0233	Kontrollventil	Control valve		
0601									INCL. ITEM 22-26,28, 29,31,34-37
0620	31	1			920764.0008	Plugg	Plug		
0640	32	1			923636.0116	Tätning	Seal		
0660	33								
0680	34	1			923108.0241	Ventilslid	Valve slide		
0700	35	1			923108.0240	Ventilslid	Valve slide		
0720	36	1			923108.0232	Fjäder	Spring		
0740	37	1			923108.0227	Ventilslid	Valve slide		
0760	38	4			923636.0258	Ventilslid	Valve slide		

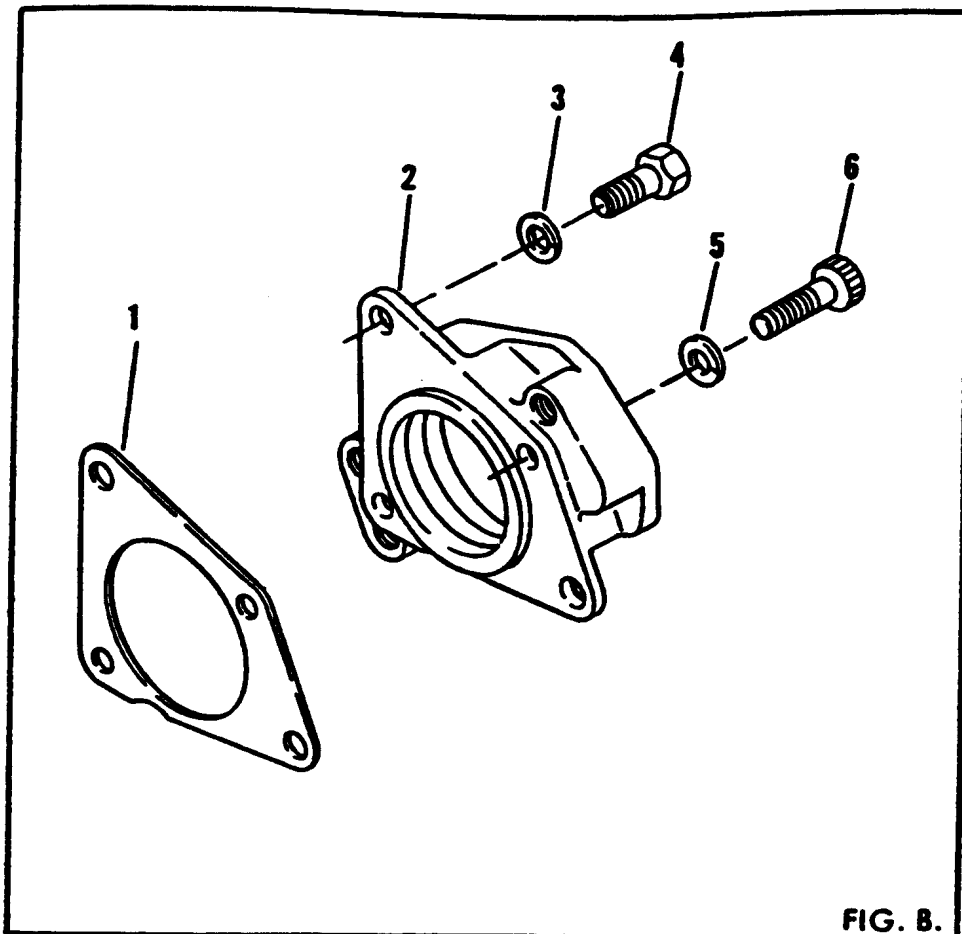
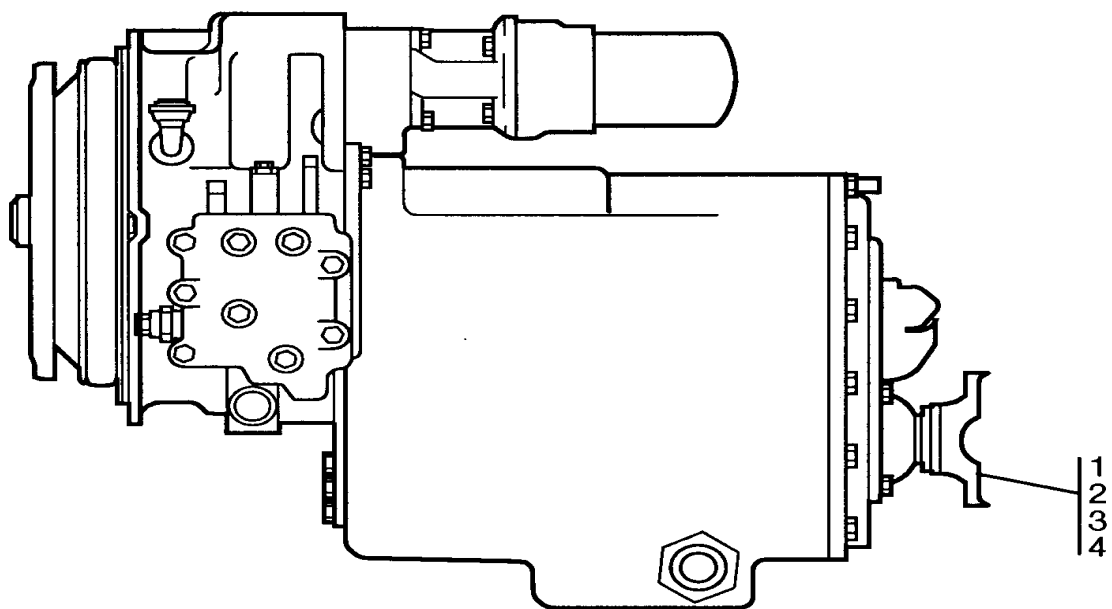


FIG. B.

Reservdelar - Spare parts
40
67

0510

Utgåva Issue		Bild nr Picture No		Växellåda Clark 32335 Pumpadapter		Gear box Clark 32335 Pump adapter group		
980615		20073						
Pos. Fig.	Antal/Quantity			Art nr Part No	Benämning	Description	Sats Kit	Anmärkning Notes
1	1			923170.0001	Tätning	Seal		
2	1			5912	Fläns	Flange		
3	2			921804.0001	Låsbricka	Lock washer		
4	2			923636.0259	Skruv	Screw		
5	2			90789	Bricka	Washer		
6	2			923109.0711	Skruv	Screw		





DC 9-16

Grupp
Group

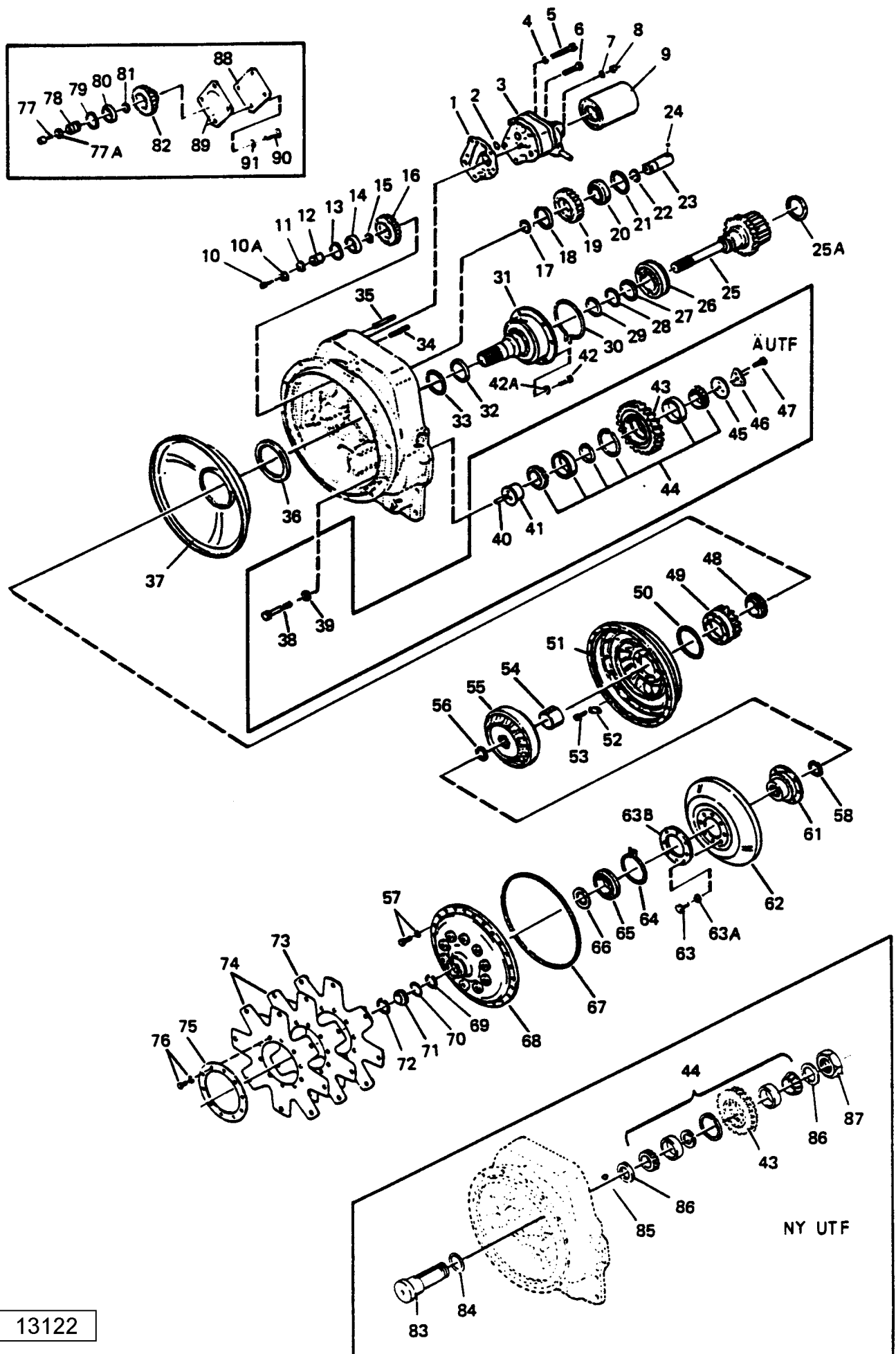
Sida
Page

40

69

Reservdelar - Spare parts

0520	Utgåva Issue		Bild nr Picture No		Växellåda Clark 32335 Fläns		Gear box Clark 32335 Flange		
	980615		23452						
	Pos. Fig.	Antal/Quantity			Art nr Part No	Benämning	Description	Sats Kit	Anmärkning Notes
0020	1	1			923636.0370	Fläns	Flange		
0040	2	1			923108.0150	Mutter	Nut		
0060	3	1			923120.0411	Bricka	Washer		
0080	4	1			923109.0550	O-ring	O-ring		



Reservdelar - Spare parts

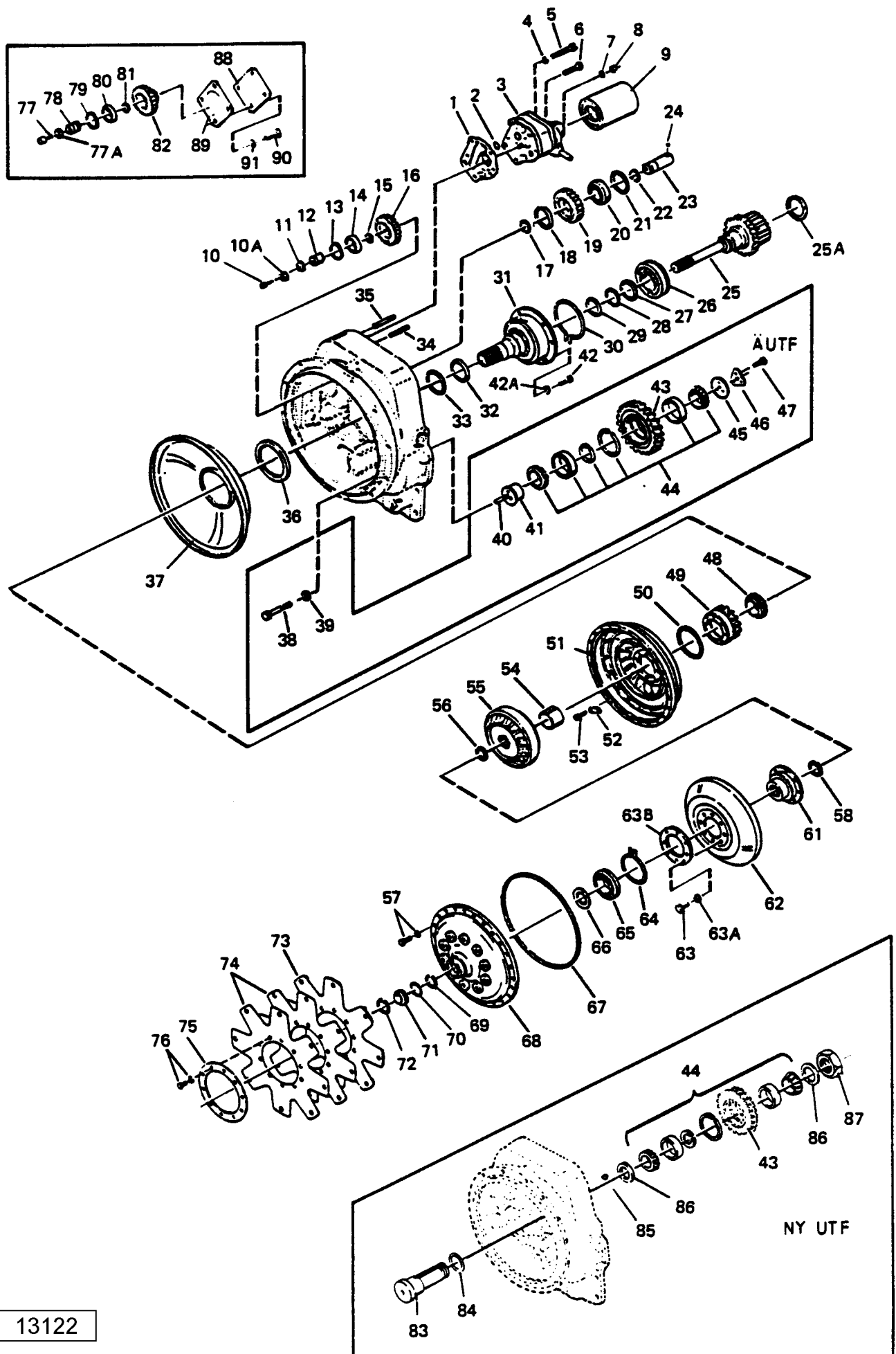
40

71

0600	Utgåva Issue		Bild nr Picture No		Växellåda Clark 18000 converterhus med detaljer 922297.0050		Gear box Clark 18000 Converter housing with details, 922297.0050		
	Pos. Fig.	Antal/Quantity			Art nr Part No	Benämning	Description	Sats Kit	Anmärkning Notes
0018				1	922297.0050	Växellåda	Gear box		KPL EL GEAR CHANGE AND MODULATION. 27) 28,27)
0019									
0030	1			1	920387.002	Packning	Gasket	S	
0040	2			1	920584.0002	O-ring	O-ring	S	
0060	3			1	920388.003	Pump	Pump		
0080	4			3	921804.0001	Låsbricka	Lock washer		
0100	5			1	920761.0002	Skruv	Screw		
0120	6			2	920761.0003	Skruv	Screw		
0140	7			2	921804.0001	Låsbricka	Lock washer		
0160	8			2	920760.0001	Mutter	Nut		
0190	9			1	921028.0004	Filter	Filter		
0205	10			2	923349.0091	Skruv	Screw		
0210	10A			2	90789	Bricka	Washer		
0220	11			1	921804.0005	Låsbricka	Lock washer		
0240	12			1	922411.0004	Axel	Shaft		
0260	13			1	922370.0006	Låsring	Lock ring		
0280	14			1	921160.0010	Rullager	Roller bearing		
0300	15			1	921804.0005	Låsbricka	Lock washer		
0320	16			1	922884.0008	Kugghjul	Gear		
0340	17			1	921804.0005	Låsbricka	Lock washer		
0360	18			1	922370.0011	Låsbricka	Lock washer		
0380	19			1	922884.0009	Kugghjul	Gear		
0400	20			1	921160.0024	Lager	Bearing		
0430	21			1	922370.0011	Låsbricka	Lock washer		
0440	22			1	921804.0005	Låsbricka	Lock washer		
0460	23			1	922411.0006	Axel	Shaft		
0480	24			1	922885.0001	Kula	Ball		
0500	25			1	922411.0002	Axel	Shaft		
0510	25A			1	923458.0445	Låsring	Lock ring		
0520	26			1	921160.0007	Lager	Bearing		
0540	27			1	921804.0007	Låsbricka	Lock washer		
0560	28			1	922370.0015	Låsring	Lock ring		
0580	29			1	922887.0001	Kolvring	Piston ring	S	28,27)
0600	30			1	922370.0014	Låsring	Lock ring		
0620	31			1	921808.0003	Hus	Housing		
0650	32			1	923458.0079	Låsring	Lock ring	S	28)
0660	33			1	922887.0002	Tätning	Seal	S	27)
0680	34			1	921809.0004	Pinne	Pin		
0700	35			1	921809.0003	Pinne	Pin		
0720	36			1	920379.004	Tätning	Seal	S	28,27)
0740	37			1	922833.0001	Oljefångare	Oil catcher		
0760	38								NOT USED
0780	39								NOT USED
0800	40								NOT USED
0820	41								NOT USED
0840	42			6	920761.0011	Skruv	Screw		
0850	42A			6	90789	Låsbricka	Lock washer		
0860	43			1	922884.0005	Kugghjul	Gear		
0880	44			1	923436.0284	Lager	Bearing		
0900	45								NOT USED
0920	46								NOT USED
0940	47								NOT USED
0960	48			1	921160.0025	Lager	Bearing		
0980	49			1	922884.0010	Pumphjul	Impeller		
1000	50			1	920091.004	O-ring	O-ring	S	27)
1030	51			1	922888.0003	Pumphjul	Impeller		
1040	52			4	922889.0001	Låsbleck	Securing plate		
1060	53			8	920761.0013	Skruv	Screw		
1080	54			1	921137.0009	Distans	Spacer		

27. Ingår i tätningssats 922428.0003 (801982) Part of seal kit 922428.0003 (801982)

28. Ingår i tätningssats 922428.0004 (801979) Part of seal kit 922428.0004 (801979)



Reservdelar - Spare parts

40

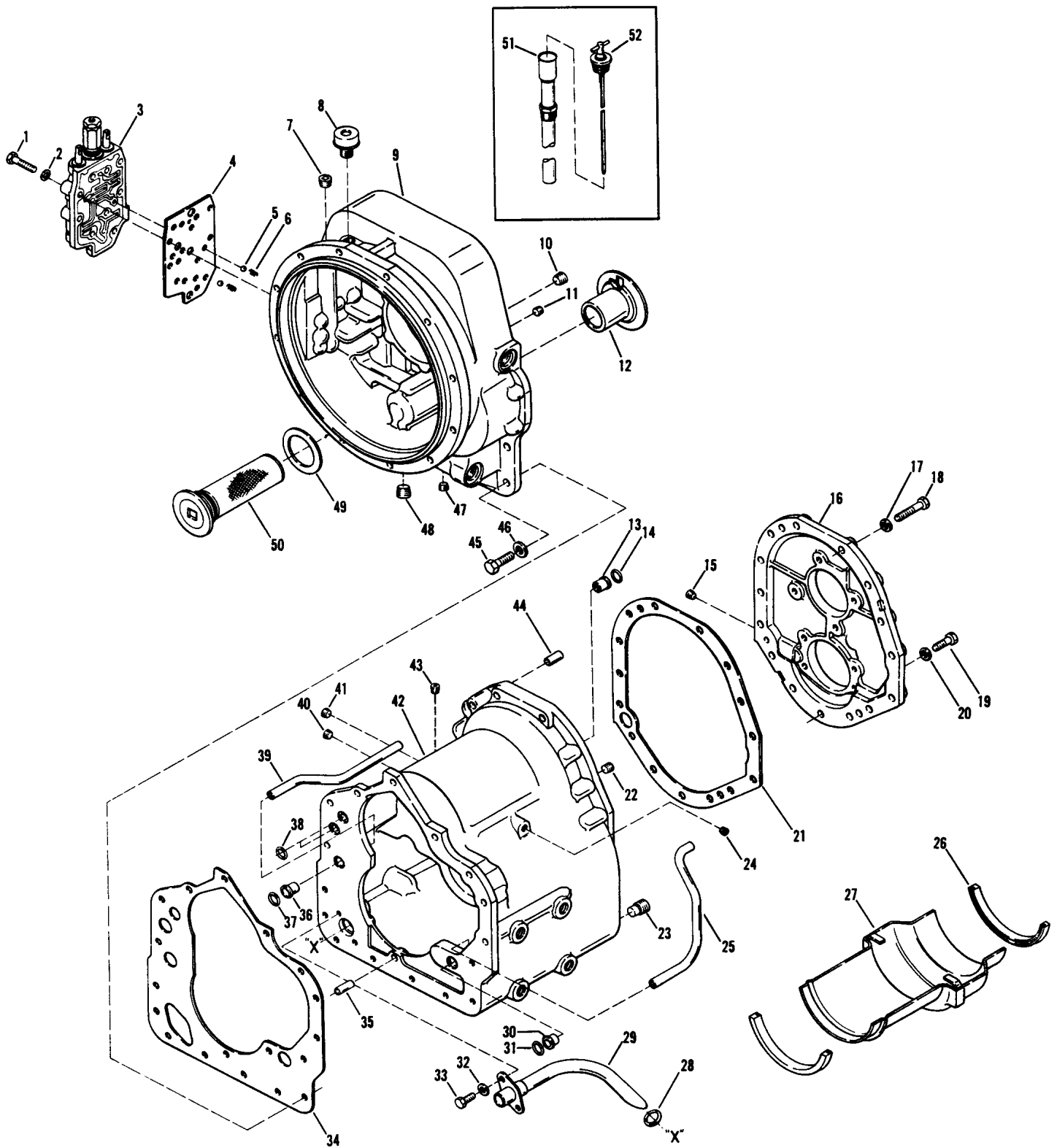
73

0600

0600	Utgåva Issue		Bild nr Picture No		Växellåda Clark 18000 converterhus med detaljer 922297.0050		Gear box Clark 18000 Converter housing with details, 922297.0050		
	Pos. Fig.	Antal/Quantity			Art nr Part No	Benämning	Description	Sats Kit	Anmärkning Notes
1100	55			1	922486.0003	Stator	Stator		
1120	56			1	921604.0003	Spårring	Retaining ring		
1140	57			24	920761.0014	Skruv	Screw		
1160	58			1	923636.0531	Låsring	Lock ring		
1220	61			1	921218.0002	Nav	Hub		
1240	62			1	922486.0005	Turbinhjul	Turbine		
1265	63			12	923458.0080	Skruv	Screw		
1270	63A								NOT USED
1275	63B			1	923458.0081	Ring	Ring		
1280	64			1	921604.0004	Spårring	Retaining ring		
1300	65			1	921160.0022	Lager	Bearing		
1320	66			1	922370.0005	Låsring	Lock ring		
1340	67			1	920582.0002	O-ring	O-ring	S	28,27)
1370	68			1	921802.0005	Gavel	Gable		
1380	69			1	923636.0531	Låsring	Lock ring		
1400	70			1	920584.0006	O-ring	O-ring	S	28,27)
1420	71			1	920764.0012	Plugg	Plug		
1450	72			1	923458.0450	Låsring	Lock ring		
1470	73			1	923458.0082	Kopplingsfläns	Coupling flange		KPL, INCL. FIG 74-76
1490	74			2		Kopplingsfläns	Coupling flange		LAG EJ SEE FIG 73
1500	75			1	922834.0001	Ring	Ring		
1520	76			10	923109.0307	Skruv	Screw		
1530				10	90789	Låsbricka	Lock washer		
1550	77			2	923349.0091	Skruv	Screw		
1555	77A			2	90789	Låsbricka	Lock washer		
1560	78			1	922411.0004	Axel	Shaft		
1580	79			1	921804.0006	Låsbricka	Lock washer		
1600	80			1	921160.0026	Lager	Bearing		
1620	81			1	921804.0005	Låsbricka	Lock washer		
1640	82			1	922884.0011	Kugghjul	Gear		
1700	83			1	923436.0122	Axel	Shaft		NY UTF
1720	84			1	923109.0309	O-ring	O-ring		NY UTF
1740	85			1	923436.0123	Kula	Ball		NY UTF
1760	86			2	923436.0124	Tätning	Seal		NY UTF
1780	87			1	923436.0125	Mutter	Nut		NY UTF
1800	88			1	923458.0451	Lock	Cover		
1820	89			1	923458.0452	Tätning	Seal		
1840	90			1	923458.0453	Skruv	Screw		
1860	91			1	90830	Låsbricka	Lock washer		
1880				1	922428.0003	Tätningssats	Seal kit		TRANSMISSION SECTION
1900				1	922428.0004	Tätningssats	Seal kit		CONVERTER SECTION

27. Ingår i tätningssats 922428.0003 (801982) Part of seal kit 922428.0003 (801982)

28. Ingår i tätningssats 922428.0004 (801979) Part of seal kit 922428.0004 (801979)



Reservdelar - Spare parts

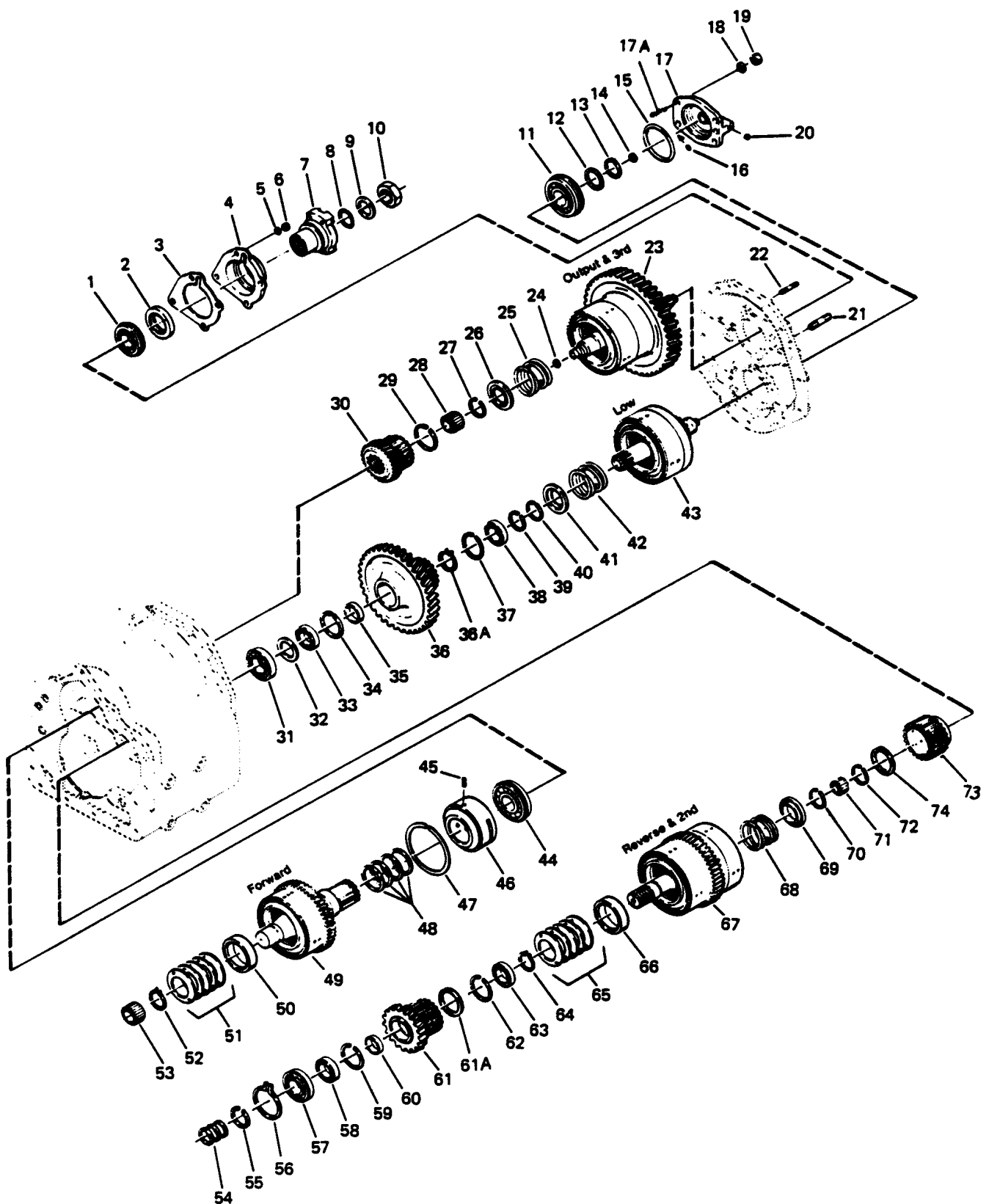
40

75

0610	Utgåva Issue		Bild nr Picture No		Växellåda Clark 18000 Converterhus och transmissionshus		Gear box Clark 18000 Converter housing and transmission case		
	980615	12538							
	Pos. Fig.	Antal/Quantity			Art nr Part No	Benämning	Description	Sats Kit	Anmärkning Notes
0030	1			9	923456.0001	Skruv	Screw	S	SEE GR 40, PAGE 83 27) NOT USED NOT USED
0050	2			9	923458.0454	Låsbricka	Lock washer		
0070	3			1	923458.0455	Kontrollventil	Control valve		
0080	4			1	923436.0294	Packning	Gasket		
0100	5								
0120	6								
0140	7			1	920764.0007	Plugg	Plug	S	27)
0160	8			1	920378.002	Luftventil	Breather		
0190	9			1	923458.0083	Kåpa	Cover		
0200	10			1	920764.0013	Plugg	Plug		
0220	11			1	920764.0008	Plugg	Plug	S	KPL
0240	12			1	921803.0001	Hylsa	Sleeve		
0260	13			1	921803.0002	Hylsa	Sleeve		
0280	14			1	920584.0001	O-ring	O-ring		
0300	15			1	920764.0008	Plugg	Plug	S	27)
0320	16			1	921802.0002	Kåpa	Cover		
0340	17			9	921804.0001	Låsbricka	Lock washer		
0360	18			9	920761.0004	Skruv	Screw		
0380	19			6	90780	Skruv	Screw	S	NOT USED
0400	20			6	921804.0001	Låsbricka	Lock washer		
0420	21			1	920387.004	Packning	Gasket		
0440	22			1	920764.0007	Plugg	Plug		
0460	23			2	920764.0005	Plugg	Plug	S	27)
0480	24								
0500	25			1	922890.0001	Rör	Pipe		
0520	26			2	921805.0001	Tätningslist	Sealing strip		
0540	27			1	921807.0001	Oljeskvalpskott	Oil baffle	S	27)
0560	28			1	920584.0007	O-ring	O-ring		
0580	29			1	922890.0002	Rör	Pipe		
0600	30			1	921803.0003	Hylsa	Sleeve		
0620	31			1	920584.0001	O-ring	O-ring	S	27)
0640	32			2	923349.0069	Låsbricka	Lock washer		
0660	33			2	920761.0016	Skruv	Screw		
0680	34			1	920387.005	Packning	Gasket		
0700	35			1	921809.0001	Styrpinne	Guide pin	S	27)
0720	36			1	921803.0002	Hylsa	Sleeve		
0740	37			1	920584.0001	O-ring	O-ring		
0760	38			2	920584.0002	O-ring	O-ring		
0780	39			1	922890.0003	Rör	Pipe	S	28,27)
0800	40			1	920764.0007	Plugg	Plug		
0820	41			1	920764.0006	Plugg	Plug		
0840	42			1	921808.0001	Hus	Housing		
0860	43							S	INCL. 13,25-33,36,39 NOT USED, SEE FIG.52
0880	44			2	921809.0001	Styrpinne	Guide pin		
0900	45			16	90780	Skruv	Screw		
0920	46			16	921804.0001	Låsbricka	Lock washer		
0940	47			1	920764.0008	Plugg	Plug	S	27)
0960	48			1	920764.0013	Plugg	Plug		
0980	49			1	920377.001	Packning	Gasket		
1000	50			1	920376.001	Sil	Strainer		
1020	51			1	921810.0001	Rör	Pipe		
1040	52			1	921811.0001	Nivåsticka	Dipstick		

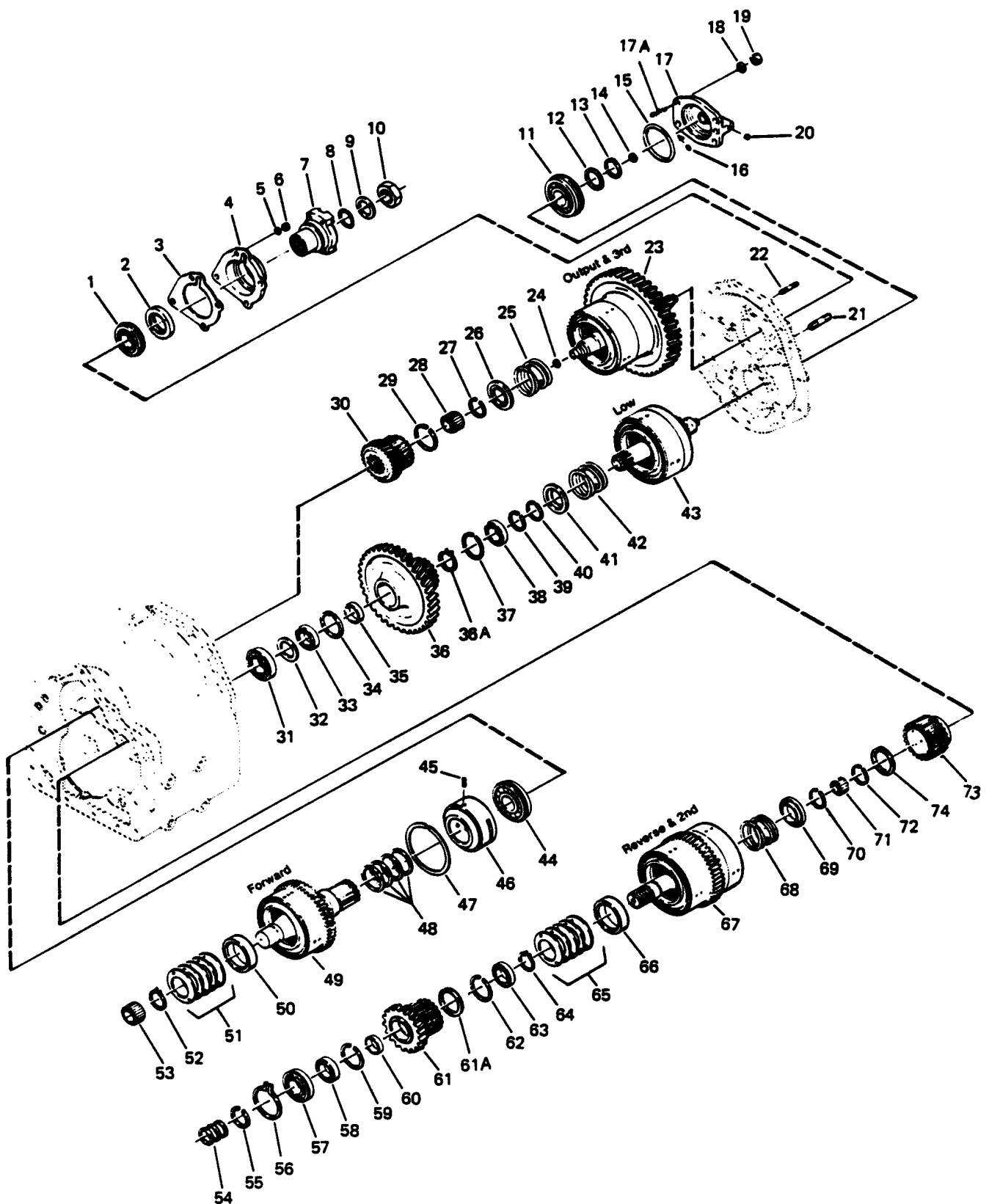
27. Ingår i tätningssats 922428.0003 (801982) Part of seal kit 922428.0003 (801982)

28. Ingår i tätningssats 922428.0004 (801979) Part of seal kit 922428.0004 (801979)



Reservdelar - Spare parts

0620	Utgåva Issue		Bild nr Picture No		Växellåda Clark 18000 Växelpaket		Gear box Clark 18000 Clutch gear groups		
	980615		13123						
	Pos. Fig.	Antal/Quantity			Art nr Part No	Benämning	Description	Sats Kit	Anmärkning Notes
0020	1			1	920072.024	Lager	Bearing		
0040	2			1	920379.003	Oljetätning	Oil seal	S	27)
0060	3			1	920387.012	Tätning	Seal	S	27)
0080	4			1	922532.0002	Lagerhus	Bearing housing		
0100	5			4	921804.0003	Bricka	Washer		
0120	6			4	920760.0002	Mutter	Nut		
0140	7			1	920380.003	Fläns	Flange		
0160	8			1	920584.0003	O-ring	O-ring	S	27)
0180	9			1	920382.002	Bricka	Washer		
0200	10			1	920383.003	Mutter	Nut		
0220	11			1	921160.0018	Rullager	Roller bearing		
0240	12			1	921804.0007	Låsbricka	Lock washer		
0260	13			1	922370.0017	Låsring	Lock ring		
0280	14			1	920379.007	Tätning	Seal	S	27)
0300	15			1	920584.0005	O-ring	O-ring	S	27)
0320	16			1	920584.0004	O-ring	O-ring	S	27)
0345	17			1	922532.0003	Lagerhus	Bearing housing		
0350	17A			4	922891.0001	Pinnskruv	Stud		
0360	18			4	921804.0001	Låsbricka	Lock washer		
0380	19			4	920760.0001	Mutter	Nut		
0400	20			1	920764.0011	Plugg	Plug		INCL. IN FIG. 17
0420	21			1	922891.0001	Skruv	Screw		
0440	22			4	922891.0002	Skruv	Screw		
0460	23			1		Växelpaket	Gear clutch group		3:E/3RD SEE GR 40, PAGE 81
0465									
0480	24			1	920379.007	Tätning	Seal		
0500	25			1	920762.0009	Fjäder	Spring		
0520	26			1	922892.0001	Hållare	Holder		
0540	27			1	922370.0013	Låsring	Lock ring		
0560	28			1	921160.0014	Rullager	Roller bearing		
0580	29			1	922370.0012	Låsring	Lock ring		
0600	30			1	922884.0012	Kugghjul	Gear		
0620	31			1	921160.0011	Rullager	Roller bearing		
0640	32			1	921137.0007	Distans	Spacer		
0660	33			1	921160.0021	Lager	Bearing		
0680	34			1	922370.0011	Låsring	Lock ring		
0700	35			1	921137.0006	Distans	Spacer		
0720	36			1	922884.0013	Kugghjul	Gear		
0730	36A			1	923458.0445	•Låsring	•Lock ring		
0740	37			1	922370.0011	Låsring	Lock ring		
0760	38			1	921160.0021	Lager	Bearing		
0780	39			1	922370.0017	Låsring	Lock ring		
0800	40			1	922370.0013	Låsring	Lock ring		
0820	41			1	922892.0001	Hållare	Holder		
0840	42			1	920762.0009	Fjäder	Spring		
0860	43			1		Växelpaket	Gear clutch group		LÅGVÄXEL/LOW GEAR SEE GR 40, PAGE 81
0865									
0880	44			1	921160.0020	Lager	Bearing		
0900	45								NOT USED
0930	46			1	923458.0085	Hylsa	Sleeve		
0940	47			1	922370.0010	Låsring	Lock ring		
0960	48			4	920379.006	Tätning	Seal	S	27)
0980	49			1		Växelpaket	Gear clutch group		FRAM/FORWARD SEE GR 40, PAGE 81
0985									
1000	50			1	921137.0005	Distans	Spacer		
1020	51			1	923120.0721	Fjädersats	Spring pack		
1040	52			1	922370.0009	Låsring	Lock ring		
1060	53			1	921160.0015	Lager	Bearing		
1080	54			3	920379.005	Tätning	Seal	S	27)
1100	55			1	922370.0008	Låsring	Lock ring		



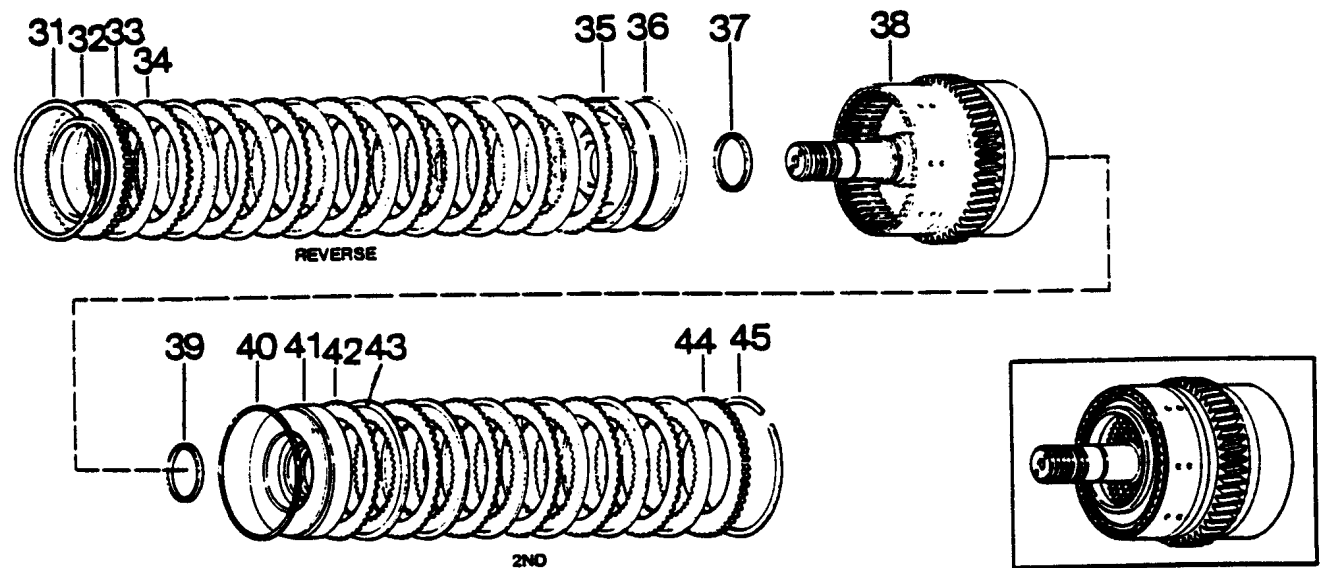
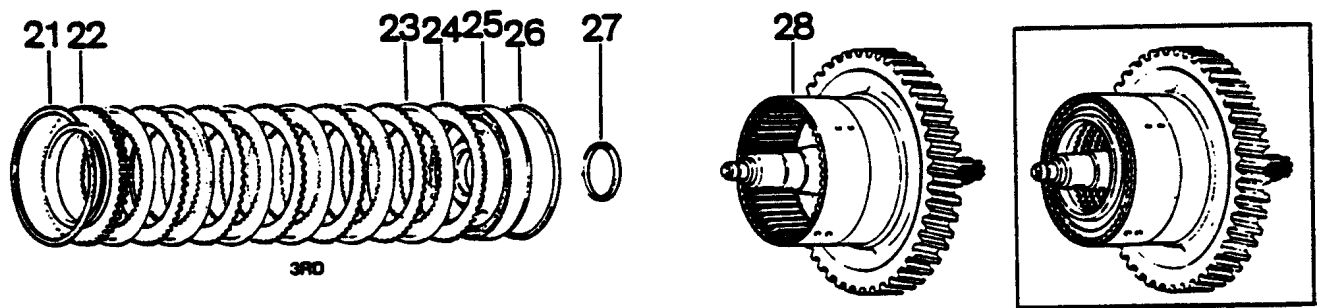
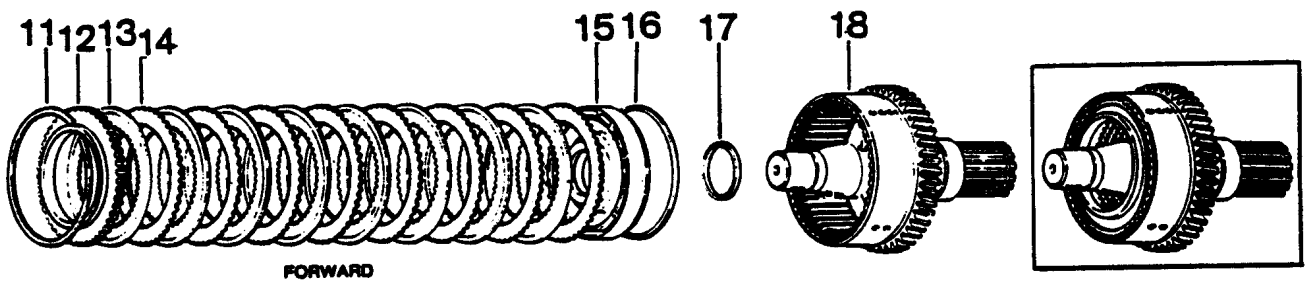
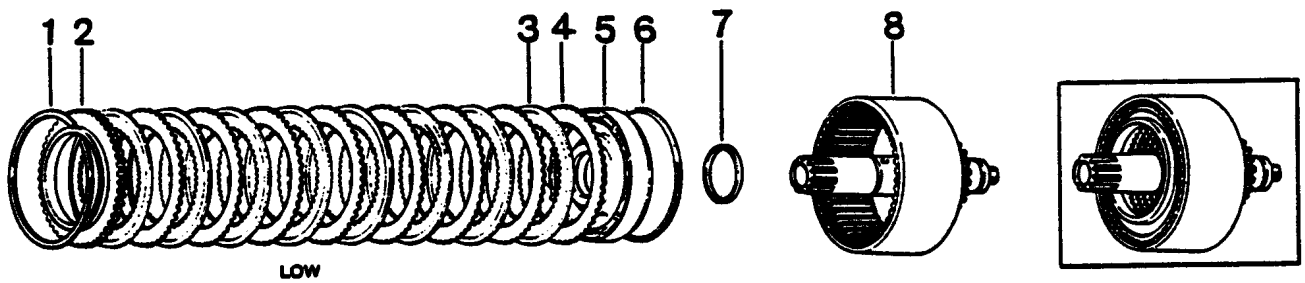
Reservdelar - Spare parts

40

79

0620

0620	Utgåva Issue		Bild nr Picture No		Växellåda Clark 18000 Växelpaket		Gear box Clark 18000 Clutch gear groups				
	980615		13123								
	Pos. Fig.	Antal/Quantity			Art nr Part No	Benämning	Description	Sats Kit	Anmärkning Notes		
1120	56			1	922370.0007	Låsring	Lock ring		BACK-2:A/REVERSE-2ND SEE GR 40, PAGE 81		
1140	57			1	920072.021	Lager	Bearing				
1160	58			1	920072.012	Lager	Bearing				
1180	59			1	922370.0018	Låsring	Lock ring				
1200	60			1	921137.0003	Distans	Spacer				
1220	61			1	922884.0007	Kugghjul	Gear				
1230	61A			1	923458.0445	•Låsring	•Lock ring				
1240	62			1	922370.0018	Låsring	Lock ring				
1260	63			1	920072.013	Lager	Bearing				
1280	64			1	922370.0009	Låsring	Lock ring				
1300	65			1	923120.0721	Fjädersats	Spring pack				
1320	66			1	921137.0005	Distans	Spacer				
1340	67			1		Växelpaket	Gear clutch group				
1345											
1360	68			1	920762.0009	Fjäder	Spring				
1380	69			1	922892.0001	Hållare	Holder				
1400	70			1	922370.0013	Låsring	Lock ring				
1420	71			1	921160.0013	Lager	Bearing				
1440	72			1	922370.0017	Låsring	Lock ring				
1460	73			1	921218.0003	Nav	Hub				
1480	74			1	923458.0445	•Låsring	•Lock ring				

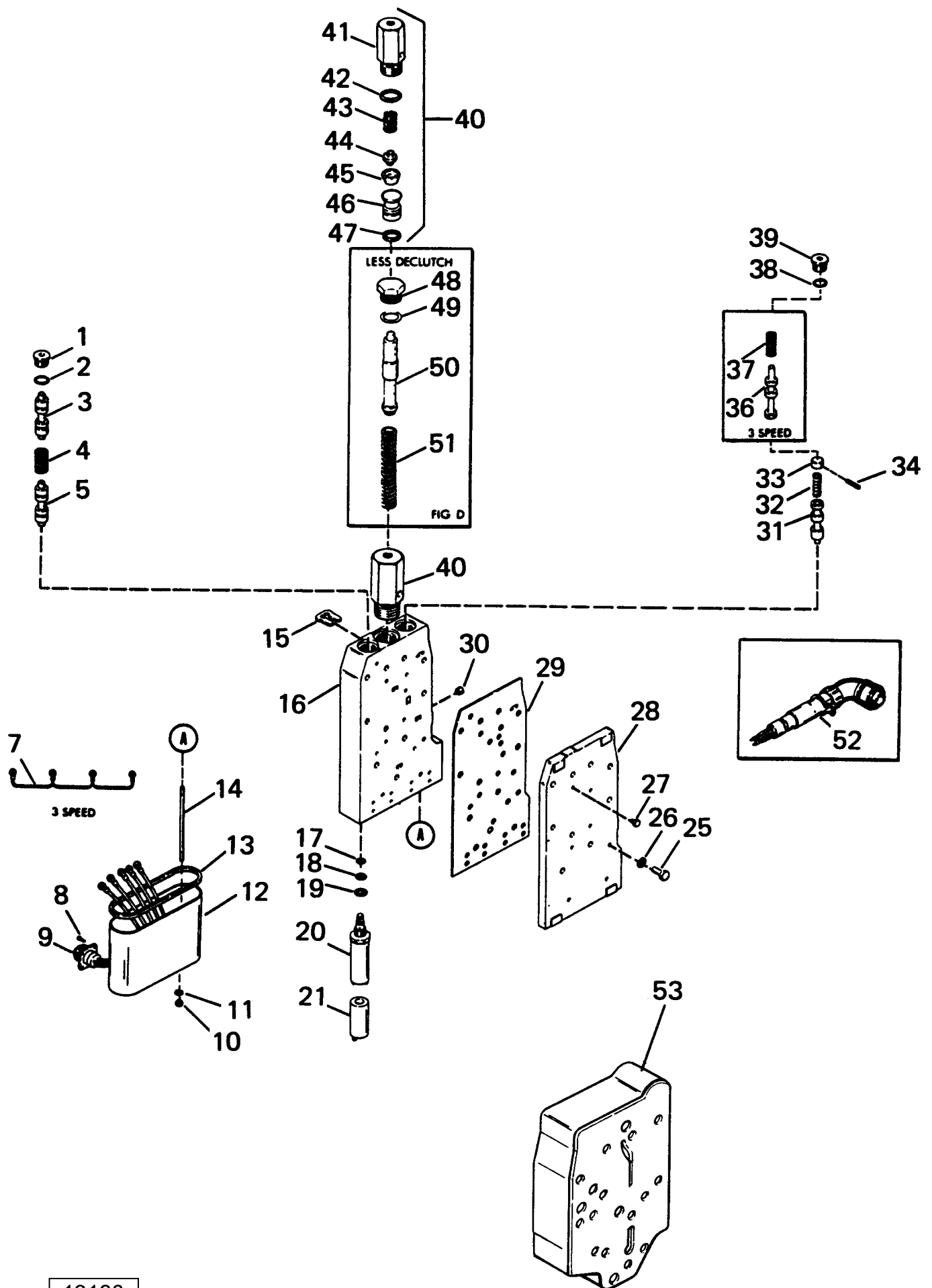


Reservdelar - Spare parts

40

81

0630	Utgåva Issue		Bild nr Picture No		Lågväxelpaket Fram o 3:e växelpaket Back o 2:a växelpaket		Low gear clutch group Forward-3rd clutch group Reverse-2nd clutch group		
	Pos. Fig.	Antal/Quantity			Art nr Part No	Benämning	Description	Sats Kit	Anmärkning Notes
0020						Växelpaket	Gear clutch group		LÅGVÄXEL/LOW GEAR
0040	1		1	922370.0002	Låsring	Lock ring			
0060	2		1	922369.0003	Lamell,fästplatta	Clutchdisc backing plate			
0080	3		8	922369.0001	Lamell,inre	Clutch inner disc			
0100	4		8	922369.0002	Lamell,yttre	Clutch outer disc			
0120	5		1	922893.0001	Kolvkoppling	Clutch piston			
0140	6		1	920379.009	Tätning	Seal	S	27)	
0160	7		1	920379.002	Tätning	Seal	S	27)	
0180	8		1	922765.0003	Kopplingstrumma+axel	Clutch drum+shaft			
0200									
0220									
0230						Växelpaket	Gear clutch group		FRAM/FORWARD
0240	11		1	922370.0002	Låsring	Lock ring			
0260	12		1	922369.0003	Lamell,fästplatta	Clutchdisc backing plate			
0280	13		8	922369.0001	Lamell,inre	Clutch inner disc			
0300	14		8	922369.0002	Lamell,yttre	Clutch outer disc			
0330	15		1	922893.0002	Kolvkoppling	Clutch piston			
0340	16		1	920379.009	Tätning	Seal	S	27)	
0360	17		1	920379.002	Tätning	Seal	S	27)	
0380	18		1	922765.0001	Kopplingstrumma+axel	Clutch drum+shaft			
0400									
0420									
0440						Växelpaket	Gear clutch group		3:E/3RD
0460	21		1	922370.0002	Låsring	Lock ring			
0480	22		1	922369.0003	Lamell,fästplatta	Clutchdisc backing plate			
0500	23		6	922369.0001	Lamell,inre	Clutch inner disc			
0520	24		6	922369.0002	Lamell,yttre	Clutch outer disc			
0540	25		1	922412.0001	Kolvkoppling	Clutch piston			
0560	26		1	920379.009	Tätning	Seal	S	27)	
0580	27		1	920379.002	Tätning	Seal	S	27)	
0600	28		1	922903.0001	Kopplingstrumma+axel	Clutch drum+shaft			
0605									
0610									
0620						Växelpaket	Gear clutch group		BACK-2:A/REVERSE-2ND
0640	31		1	922370.0002	Låsring	Lock ring			
0660	32		1	922369.0003	Lamell,fästplatta	Clutchdisc backing plate			
0680	33		8	922369.0001	Lamell,inre	Clutch inner disc			
0700	34		8	922369.0002	Lamell,yttre	Clutch outer disc			
0730	35		1	922893.0002	Kolvkoppling	Clutch piston			
0740	36		1	920379.009	Tätning	Seal	S	27)	
0760	37		1	920379.002	Tätning	Seal	S	27)	
0780	38		1	922765.0002	Kopplingstrumma+axel	Clutch drum+shaft			
0800	39		1	920379.002	Tätning	Seal	S	27)	
0820	40		1	920379.009	Tätning	Seal	S	27)	
0840	41		1	922412.0001	Kolvkoppling	Clutch piston			
0860	42		6	922369.0002	Lamell,yttre	Clutch outer disc			
0880	43		6	922369.0001	Lamell,inre	Clutch inner disc			
0900	44		1	922369.0003	Lamell,fästplatta	Clutchdisc backing plate			
0920	45		1	922370.0002	Låsring	Lock ring			

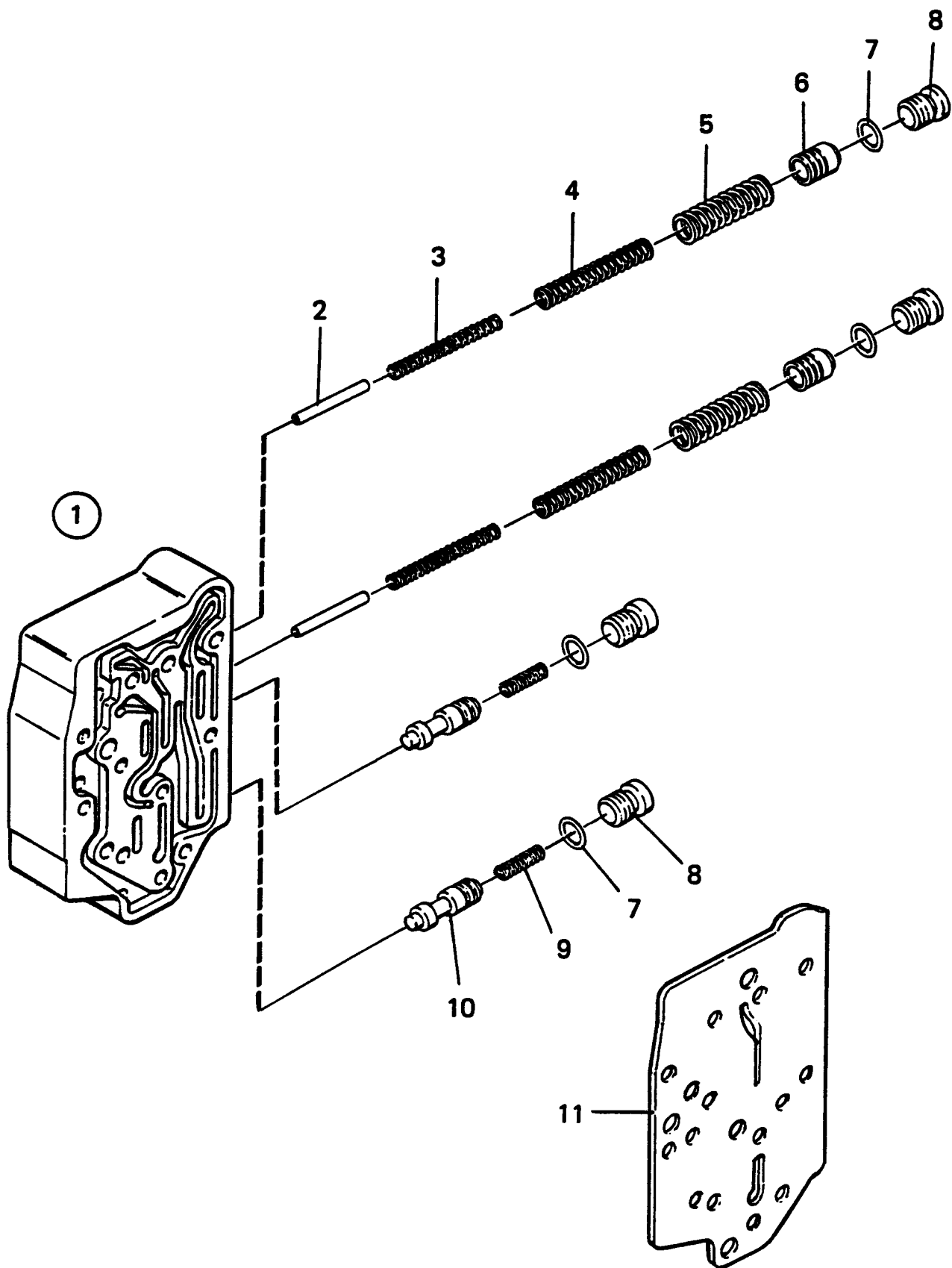


Reservdelar - Spare parts

40

83

0640	Utgåva Issue		Bild nr Picture No		Kontrollventil Clark 18000 el.växling se fig. less declutch		Control valve Clark 18000 with electric gear change		
	Pos. Fig.	Antal/Quantity			Art nr Part No	Benämning	Description	Sats Kit	Anmärkning Notes
0030				1	923458.0455	Kontrollventil	Control valve		POS 1-51 INGÅR/INCL
0040	1			1	923458.0785	Plugg	Plug		
0050	2			1	920091.005	O-ring	O-ring		
0065	3			1	923468.0140	Slid	Slide		
0075	4			1	923468.0141	Fjäder	Spring		
0090	5			1	923468.0140	Slid	Slide		
0100	6								NOT USED
0120	7			1	922902.0001	Kabelstam	Cable unit		
0155	8			1	923458.0456	Skruv	Screw		
0160	9			1	922894.0001	Hylsblock	Bush block		
0170	10			2	921341.0002	Mutter	Nut		
0180	11			2	921804.0010	Låsbricka	Lock washer		
0210	12			1	923120.0267	Dammskydd	Dust shield		
0220	13			1	920387.013	Kåpa	Cover		
0240	14			2	922891.0003	Skruv	Screw		
0260	15			1	921825.0001	Kolv	Piston		
0300	16			1	923458.0457	Kontrollventil	Control valve		POS 1-14,16-39 INGÅR/ INCLUDED
0305									
0310	17			4	920091.007	O-ring	O-ring		
0320	18			4	920091.006	O-ring	O-ring		
0340	19			4	920091.008	O-ring	O-ring		
0360	20			4	923108.0252	Ventil	Valve		POS 17-19,21 INGÅR/ INCLUDED
0380									
0385	21			4	923108.0253	Spole	Coil		
0400	22								NOT USED
0420	23								NOT USED
0440	24								NOT USED
0460	25			3	920761.0019	Skruv	Screw		
0480	26			3	90789	Låsbricka	Lock washer		
0500	27			8	920765.0004	Plugg	Plug		
0530	28			1	923458.0086	Gavel	Gable		
0540	29			1	923436.0237	Tätning	Seal		
0560	30			1	920764.0008	Plugg	Plug		
0590	31			1	923458.0458	Slid	Slide		
0610	32			1	923468.0141	Fjäder	Spring		
0620	33			1	922900.0001	Slid	Slide		
0640	34			1	921809.0006	Pinne	Pin		
0680	35								NOT USED
0710	36			1	923458.0464	Slid	Slide		
0730	37			1	923468.0141	Fjäder	Spring		
0740	38			1	920091.005	O-ring	O-ring		POS 39 INGÅR/INCL
0760	39			1	923458.0785	Plugg	Plug		POS 38 INGÅR/INCL
0780	40								NOT USED
0800	41								NOT USED
0820	42								NOT USED
0840	43								NOT USED
0860	44								NOT USED
0880	45								NOT USED
0900	46								NOT USED
0920	47								NOT USED
0940	48			1	923108.0185	Plugg	Plug		POS 49 INGÅR/INCL
0960	49			1	920766.0001	•O-ring	•O-ring	S	27)SEE FIG. D
0980	50			1	921898.0002	Slid	Slide		SEE FIG. D
1000	51			1	920762.0013	Fjäder	Spring		SEE FIG. D
1020	52			1	922899.0001	Kabelstam	Cable unit		
1045	53			1	923458.0459	Moduleringsventil	Modulated valve		SEE GR 40, PAGE 85



Reservdelar - Spare parts

0650	Utgåva Issue		Bild nr Picture No		Moduleringsventil Clark 18000 el.växling		Modulation valve Clark 18000 with electric gear change	
	980615		13121					
Pos. Fig.	Antal/Quantity			Art nr Part No	Benämning	Description	Sats Kit	Anmärkning Notes
0040	1			1	923458.0459	Moduleringsventil	Modulated valve	KPL
0050	2			2	923458.0460	•Stift	•Pin	
0060	3			2	923458.0461	•Fjäder	•Spring	
0070	4			2	923458.0462	•Fjäder	•Spring	
0080	5			2	923458.0463	•Fjäder	•Spring	
0100	6					•Ventil	•Valve	
0110								NOT SOLD SEPARATELY, SEE FIG. 1
0120	7			4	920766.0001	•O-ring	•O-ring	
0140	8			4	923349.0023	•Plugg	•Plug	
0160	9			2	923349.0026	•Fjäder	•Spring	
0170	10					•Spole	•Coil	NOT SOLD SEPARATELY, SEE FIG. 1
0175								
0180	11			1	923456.0002	Packning	Gasket	

Reservdelar - Spare parts

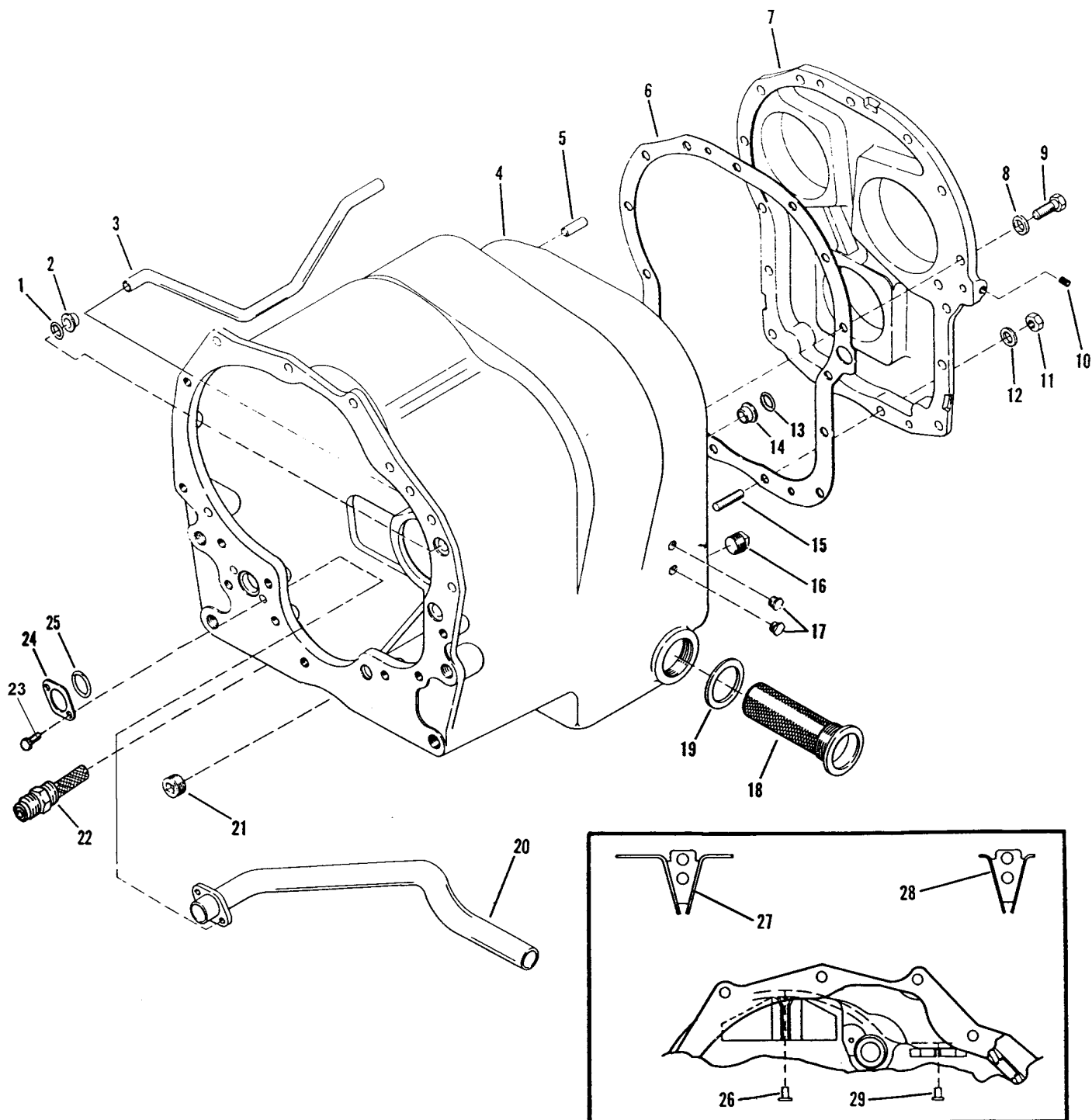
40

87

0700	Utgåva Issue		Bild nr Picture No		Växellåda Clark 28334 converterhus med detaljer 922297.0090		Gear box Clark 28334 Converter housing with details, 922297.0090		
	Pos. Fig.	Antal/Quantity			Art nr Part No	Benämning	Description	Sats Kit	Anmärkning Notes
0020	0				922297.0090	Växellåda	Gear box		KPL, EL. GEAR CHANGE NOT USED
0040	1								
0060	2	1			923736.0668	Plugg	Plug		
0080	3	1			923636.0239	Converterhus	Converter housing		NOT USED NOT USED
0100	4								
0120	5								
0140	6	1			923108.0087	Hylsa	Sleeve		NOT USED NOT USED
0160	7	1			921803.0002	Hylsa	Sleeve		
0180	8	1			923108.0088	Hylsa	Sleeve		
0200	9	1			923108.0089	Låsbleck	Securing plate		NOT USED NOT USED
0220	10	1			923349.0069	Låsbricka	Lock washer		
0240	11	1			920761.0016	Skruv	Screw		
0260	12	1			920761.0016	Skruv	Screw		NOT USED NOT USED
0280	13	1			923349.0069	Låsbricka	Lock washer		
0300	14	1			923108.0089	Låsbleck	Securing plate		
0320	15	1			923108.0088	Hylsa	Sleeve		NOT USED NOT USED
0340	16	1			920378.002	Luftventil	Breather		
0360	17	1			920756.0001	Vinkelförskruvning	Angle fitting		
0380	18	1			920757.0001	Förskruvning	Fitting		NOT USED NOT USED
0400	19	3			921803.0002	Hylsa	Sleeve		
0420	20	4			921804.0001	Låsbricka	Lock washer		
0440	21	4			923636.0072	Skruv	Screw		NOT USED NOT USED
0460	22	4			921804.0001	Låsbricka	Lock washer		
0480	23	4			923636.0070	Skruv	Screw		
0500	24	1			923349.0069	Låsbricka	Lock washer		NOT USED NOT USED
0520	25	1			920761.0016	Skruv	Screw		
0540	26	1			923108.0100	O-ring	O-ring	S	
0560	27	1			923108.0099	Distansring	Spacer ring	S	26)
0580	28	1			923108.0086	Slang	Hose		NOT USED NOT USED
0600	29	1			90789	Bricka	Washer		
0620	30	1			923109.0307	Skruv	Screw		
0640	31	1			920761.0016	Skruv	Screw		NOT USED NOT USED
0660	32	1			923349.0069	Låsbricka	Lock washer		
0680	33	1			923108.0096	Slangklamma	Hose clamp		
0700	34	1			923108.0098	Slang	Hose		NOT USED NOT USED
0720	35	1			923108.0094	O-ring	O-ring	S	
0740	36	1			920761.0016	Skruv	Screw		
0760	37	1			923349.0069	Låsbricka	Lock washer		NOT USED NOT USED
0780	38	1			923108.0097	Slang	Hose		
0800	39	1			920761.0016	Skruv	Screw		
0820	40	1			923349.0069	Låsbricka	Lock washer		NOT USED NOT USED
0840	41	1			923108.0096	Slangklamma	Hose clamp		
0860	42	1			923108.0095	Slang	Hose		
0880	43	1			923108.0094	O-ring	O-ring	S	26)
0900	44	1			923108.0093	Slang	Hose		NOT USED NOT USED
0920	45	10			923108.0110	Skruv	Screw		
0940	46	10			921804.0001	Låsbricka	Lock washer		
0960	47	1			923108.0103	Tätning	Seal	S	25),26)
0980	48	2			921809.0001	Styrpinne	Guide pin		NOT ILLUSTRATED NOT ILLUSTRATED
1000	49	1			923636.0266	Bussning	Bushing		
1020	50	ERF			923636.0267	Justermellanlägg	Shim		
1040	51	1			923349.0242	Plugg	Plug		NOT ILLUSTRATED NOT ILLUSTRATED
1060	52	1			923109.0535	O-ring	O-ring		
1080		1			923108.0250	Tätningssats	Seal kit		
1100		1			923108.0251	Tätningssats	Seal kit		CONVERTER TRANSMISSION

25. Ingår i tätningssats 923108.0250 (801804) Part of seal kit 923108.0250 (801804)

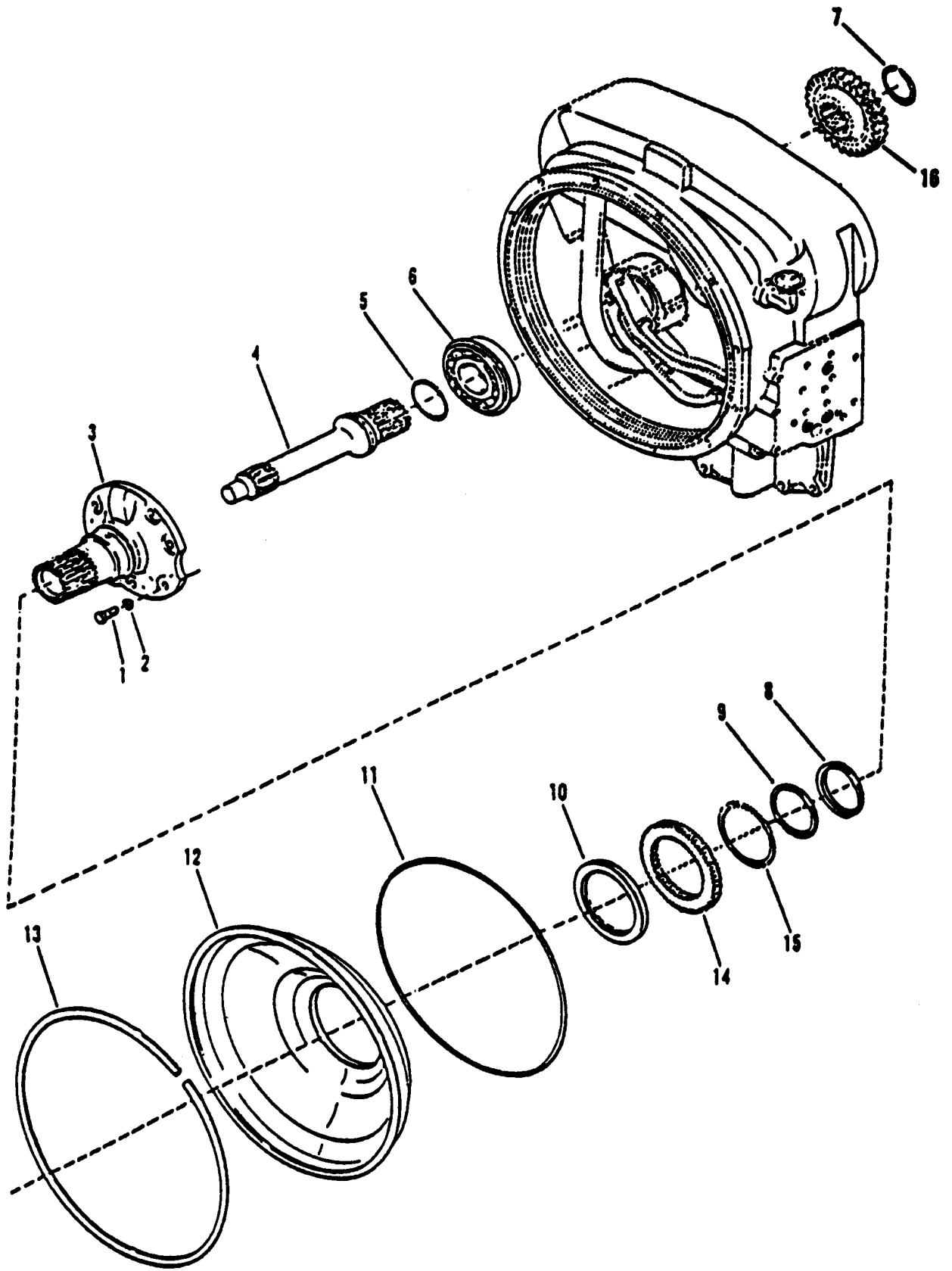
26. Ingår i tätningssats 923108.0251 (801823) Part of seal kit 923108.0251 (801823)



23509

Reservdelar - Spare parts

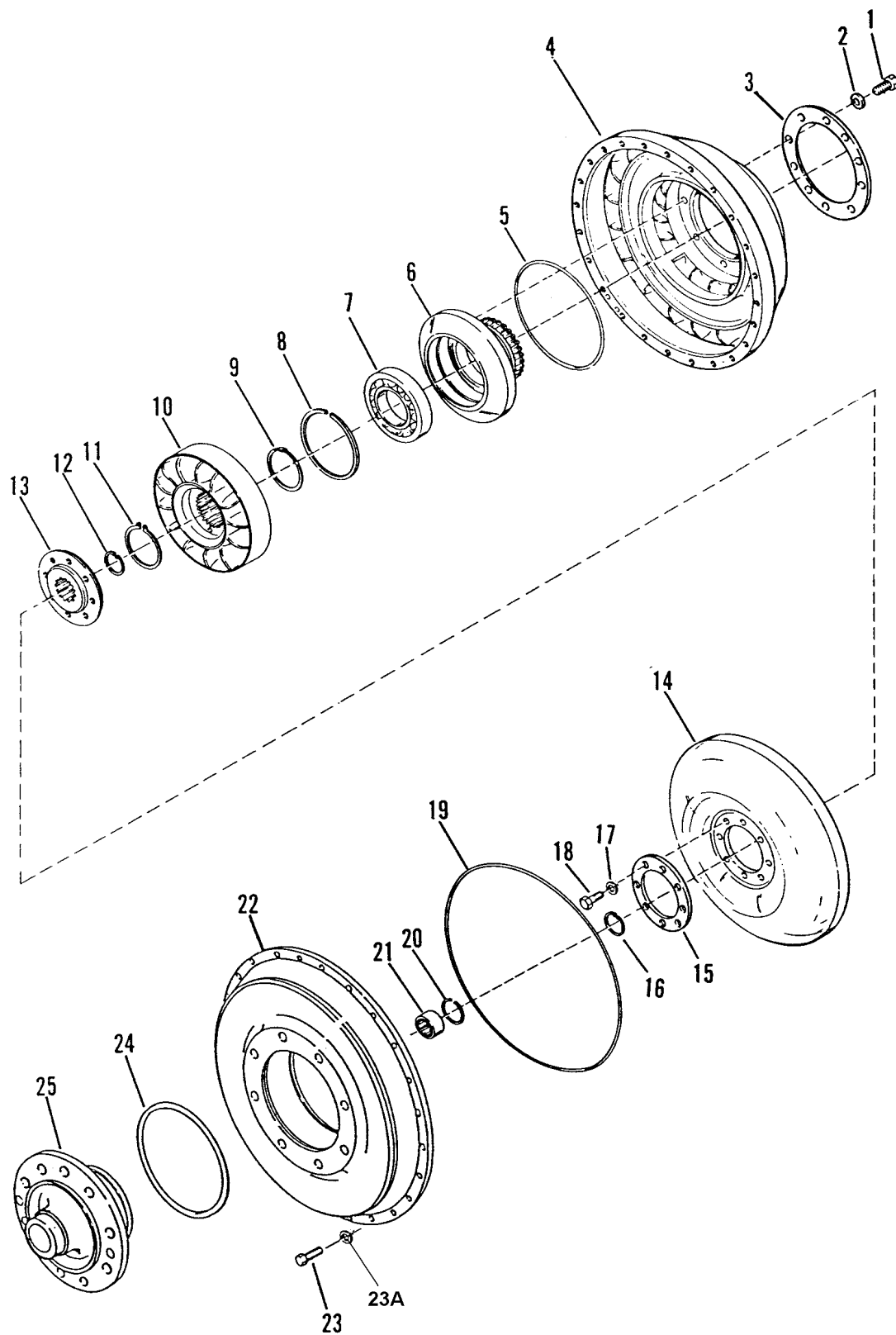
0710	Utgåva Issue		Bild nr Picture No		Växellåda Clark 28334 Transmissionshus		Gear box Clark 28334 Transmission case				
	980615		23509								
	Pos. Fig.	Antal/Quantity			Art nr Part No	Benämning	Description	Sats Kit	Anmärkning Notes		
0020	1	1			920584.0001	O-ring	O-ring	S	26)		
0040	2	1			921803.0002	Hylsa	Sleeve				
0060	3	1			923108.0104	Slang	Hose				
0080	4	1			923736.0729	Transmissionshus	Transmission case		INCL. POS. 2,3,14,20, 23-29		
0100											
0120	5	2			923108.0106	Styrpinne	Guide pin				
0140	6	1			923108.0107	Tätning	Seal	S	26)		
0160	7	1			923468.0650	Kåpa	Cover				
0180	8	21			921804.0001	Låsbricka	Lock washer				
0200	9	21			923108.0110	Skruv	Screw				
0220	10	1			920764.0008	Plugg	Plug				
0240	11	2			923108.0111	Mutter	Nut				
0260	12	2			921804.0001	Låsbricka	Lock washer				
0280	13	1			920584.0001	O-ring	O-ring	S	26)		
0300	14	1			921803.0002	Hylsa	Sleeve				
0320	15	2			923108.0112	Pinnskruv	Stud				
0340	16	1			923108.0217	Magnetplugg	Magnetic plug				
0360	17	2			920941.0002	Propp	Plug				
0380	18	1			920376.001	Sil	Strainer				
0400	19	1			920377.001	Packning	Gasket	S	26)		
0420	20	1			923108.0218	Slang	Hose				
0440	21	2			923108.0091	Plugg	Plug				
0460	22	1			923108.0116	Plugg	Plug				
0480	23	2			923108.0119	Skruv	Screw				
0500	24	1			923108.0118	Bricka	Washer				
0520	25	1			923108.0117	O-ring	O-ring	S	26)		
0540	26	2			923636.0810	Nit	Rivet		PART OF ITEM 4		
0560	27	1			923636.0075	Oljefångare	Oil catcher		PART OF ITEM 4		
0580	28	1			923636.0076	Oljefångare	Oil catcher		PART OF ITEM 4		
0600	29	2			923636.0810	Nit	Rivet		PART OF ITEM 4		



Reservdelar - Spare parts
40
91

0720

Utgåva Issue		Bild nr Picture No		Växellåda Clark 28334 Turbinaxel, statorstöd och oljefångare		Gear box Clark 28334 Turbine shaft, stator support and oil baffle		
Pos. Fig.	Antal/Quantity			Art nr Part No	Benämning	Description	Sats Kit	Anmärkning Notes
1	6			923108.0059	Skruv	Screw		25) NOT USED 25)
2	6			923349.0095	Låsbricka	Lock washer		
3	1			920380.004	Medbringare	Carrier		
4	1			923108.0052	Axel	Shaft		
5	1			923636.0993	Kolvring	Piston ring		
6	1			921160.0018	Spårkullager	Groove ball bearing		
7	1			923108.0055	Spårring	Retaining ring		
8	1			923636.0995	Kolvring	Piston ring	S	
9								
10	1			920379.004	Tätning	Seal	S	
11	1			923108.0068	Tätningsring	Seal ring	S	
12	1			923108.0067	Oljefångare	Oil catcher		
13	1			923109.0980	Spårring	Retaining ring		
14	1			923108.0048	Kugghjul	Gear		
15	1			923108.0049	Spårring	Retaining ring		
16	1			923636.0069	Drev	Gear		



23510

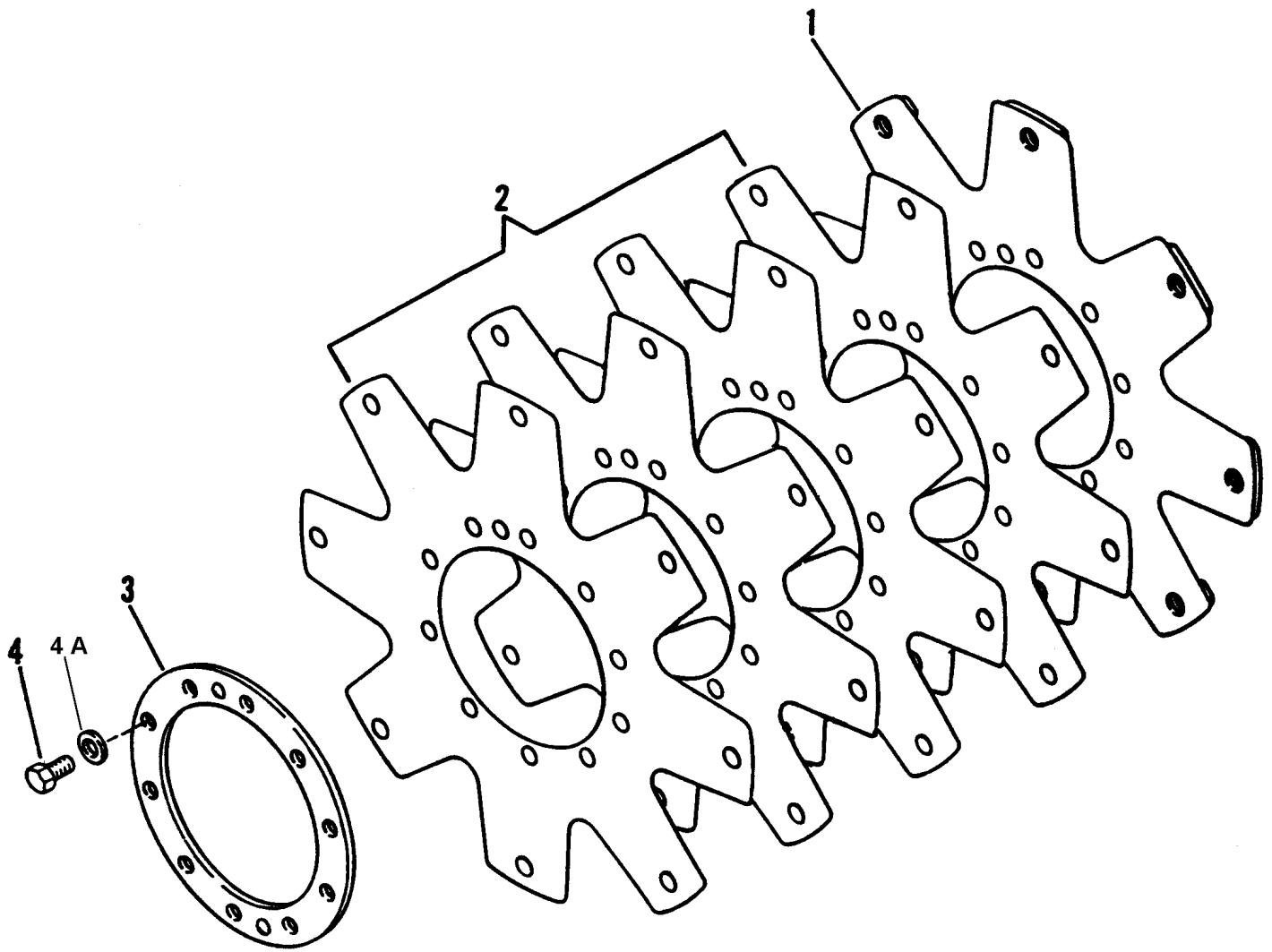
Reservdelar - Spare parts

40

93

0730

0730	Utgåva Issue		Bild nr Picture No		Växellåda Clark 28334 Converter-grupp		Gear box Clark 28334 Converter group		
	980615		23510						
	Pos. Fig.	Antal/Quantity			Art nr Part No	Benämning	Description	Sats Kit	Anmärkning Notes
0040	1	12			923109.0156	Skruv	Screw	S	NOT USED 25)
0060	2								
0080	3	1			923109.0157	Ring	Ring		
0100	4	1			923109.0155	Pumphjul	Impeller		
0120	5	1			923109.0154	O-ring	O-ring		
0140	6	1			923109.0153	Nav	Hub		
0160	7	1			923109.0152	Lager	Bearing		
0180	8	1			923109.0151	Låsring	Lock ring		
0200	9	1			923108.0084	Distansring	Spacer ring		
0220	10	1			923109.0150	Stator	Stator		
0240	11	1			923108.0082	Spårring	Retaining ring		
0260	12	1			923636.0994	Ring	Ring		
0280	13	1			923108.0081	Turbinhjulsnav	Turbine hub		
0300	14	1			923108.0080	Turbinhjul	Turbine		
0320	15	1			923109.0990	Ring	Ring		
0340	16	1			923636.0994	Ring	Ring		
0360	17								
0380	18	8			923458.0080	Skruv	Screw		
0400	19	1			920582.0002	O-ring	O-ring		
0420	20	1			923108.0076	Spårring	Retaining ring		
0440	21	1			921696.0003	Bussning	Bushing		
0460	22	1			923764.0002	Kåpa	Cover		
0480	23	24			923636.0080	Skruv	Screw		
0500	23A	24			90789	Bricka	Washer		
0520	24							NOT USED NOT USED	
0540	25								





DC 9-16

Grupp
Group

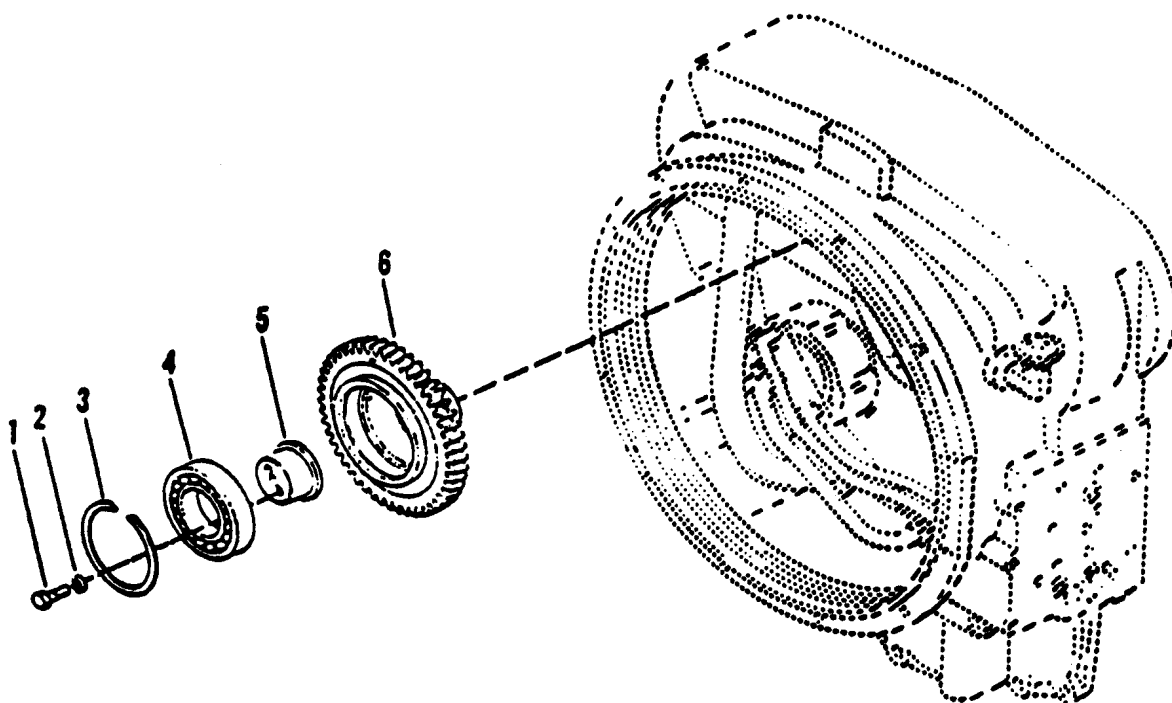
Sida
Page

40

95

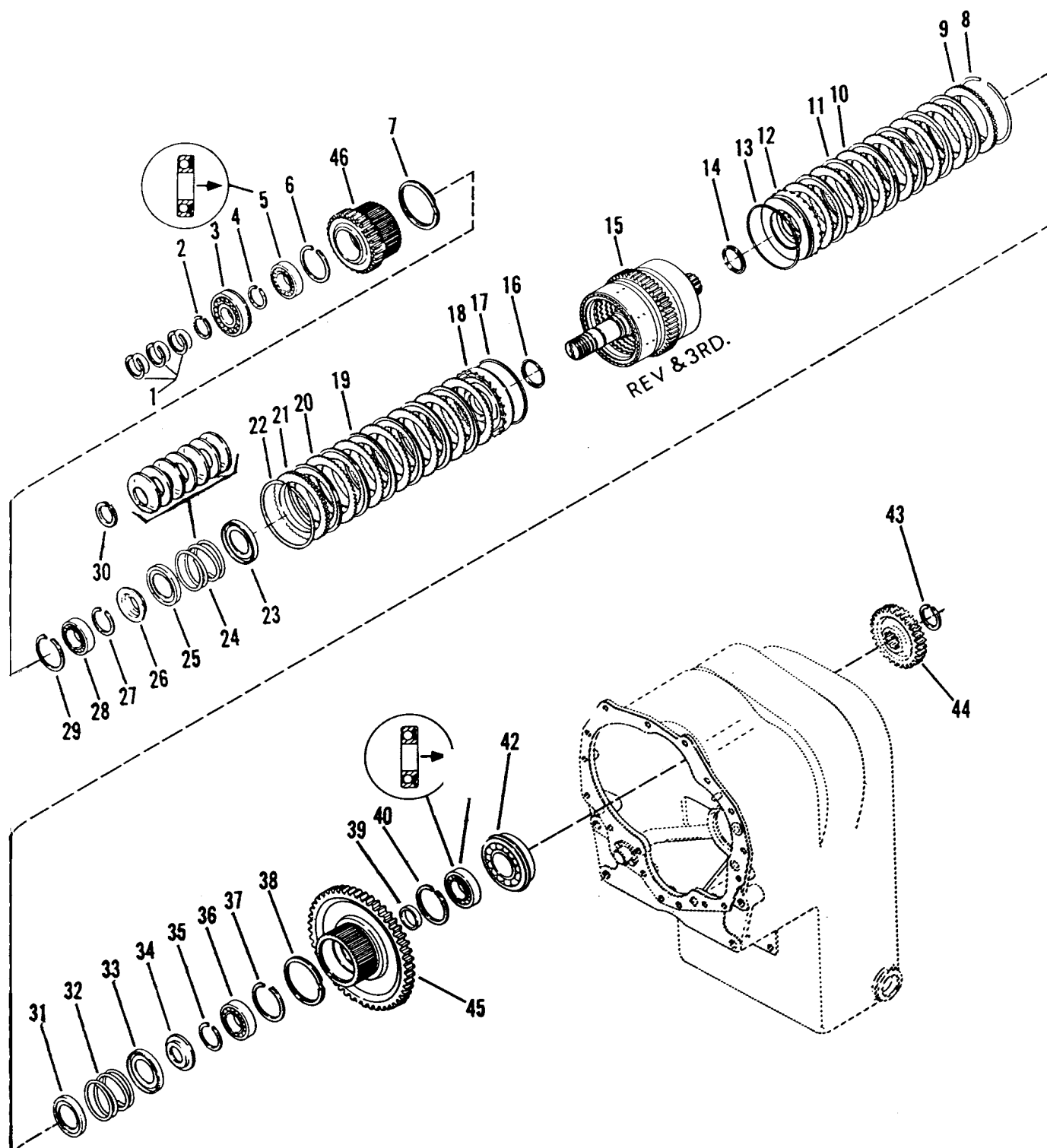
Reservdelar - Spare parts

0740	Utgåva Issue		Bild nr Picture No		Växellåda Clark 28334 Lamell-paket Flexplates		Gear box Clark 28334 Drive plate group Flexplates			
	980615		23526							
	Pos. Fig.	Antal/Quantity			Art nr Part No	Benämning	Description		Sats Kit	Anmärkning Notes
0020	1	1			923636.0246	Flexplates	Flexplates			KIT INCL. POS. 2-4 N.S.S. INCL. IN POS 1
0040	2									
0060	3	1			922834.0001	Ring	Ring			
0080	4	10			923636.0996	Skruv	Screw			
0100	4A	10			5910	Bricka	Washer			



Reservdelar - Spare parts

0750	Utgåva Issue		Bild nr Picture No		Växellåda Clark 28334 Pumpdrivning		Gear box Clark 28334 Pump drive parts group			
	980615		13030							
	Pos. Fig.	Antal/Quantity			Art nr Part No	Benämning	Description	Sats Kit		Anmärkning Notes
0020	1	6			922087.0025	Skruv	Screw			
0040	2	6			921804.0001	Låsbricka	Lock washer			
0060	3	3			923108.0042	Spärring	Retaining ring			
0080	4	3			923108.0043	Lager	Bearing			
0100	5	3			923108.0044	Lagerblock	Bearing support			
0120	6	3			923108.0045	Kugghjul	Gear			



Reservdelar - Spare parts

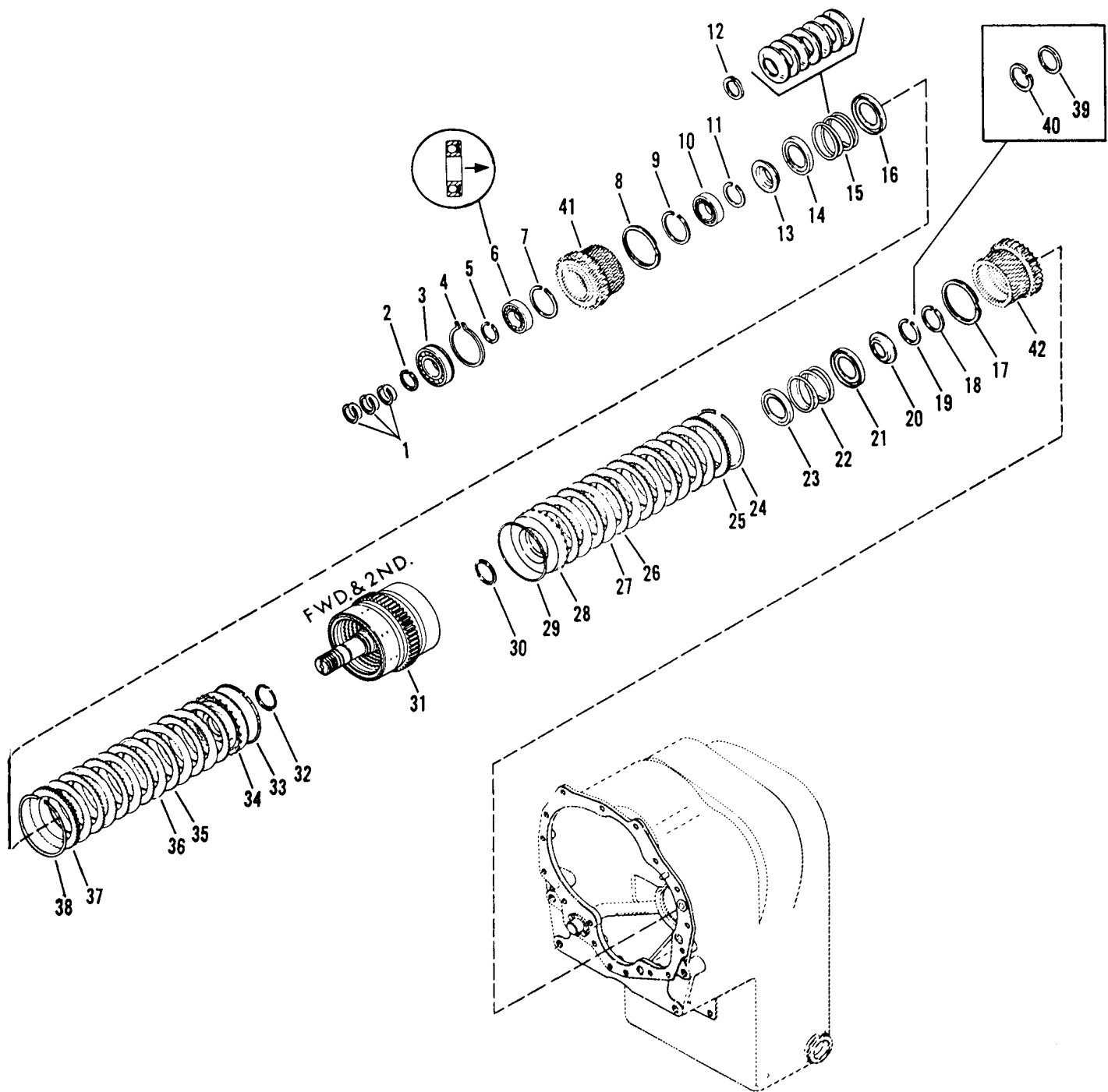
40

99

0760

0760	Utgåva Issue		Bild nr Picture No		Växellåda Clark 28334 Back o högväxelpaket		Gear box Clark 28334 Reverse and high clutch group		
	980615		23527						
	Pos. Fig.	Antal/Quantity			Art nr Part No	Benämning	Description	Sats Kit	Anmärkning Notes
0020	1	3			920379.005	Tätningsring	Seal ring	S	26),SATS/KIT
0060	2	1			923636.0247	Spärring	Retaining ring		
0080	3	1			920072.019	Lager	Bearing	S	26)
0100	4	1			923636.0247	Spärring	Retaining ring		
0120	5	1			920072.012	Lager	Bearing	S	26)
0140	6	1			923108.0120	Spärring	Retaining ring		
0160	7	1			923109.0364	Ring	Ring	S	26)
0180	8	1			923108.0173	Låsring	Lock ring		
0200	9	1			923108.0174	Ändplatta	End plate	S	26)
0220	10	6			922746.0002	Tryckplatta	Clutch drive plate		
0240	11	6			920624.0003	Lamell	Clutch steel plate	S	26)
0260	12	1			923108.0221	Kolvkoppling	Clutch piston		
0280	13	1			923108.0176	Tätningsring	Seal ring	S	26)
0300	14	1			923108.0177	Tätningsring	Seal ring		
0320	15	1			923109.0992	Kopplingstrumma+axel	Clutch drum+shaft	S	26)
0340	16	1			923108.0177	Tätningsring	Seal ring		
0360	17	1			923108.0176	Tätningsring	Seal ring	S	26)
0380	18	1			923108.0221	Kolvkoppling	Clutch piston		
0400	19	6			920624.0003	Lamell	Clutch steel plate	S	26)
0420	20	6			922746.0002	Tryckplatta	Clutch drive plate		
0440	21	1			923108.0174	Ändplatta	End plate	S	26)
0460	22	1			923108.0173	Låsring	Lock ring		
0480	23	1			923108.0128	Fjäderhållare	Spring holder	S	26)
0500	24	1			923108.0127	Fjäder	Spring		
0520	25	1			923108.0126	Fjäderhållare	Spring holder	S	26)
0540	26	1			923108.0125	Spärring	Retaining ring		
0560	27	1			922370.0013	Låsring	Lock ring	S	26)
0580	28	1			920072.013	Lager	Bearing		
0600	29	1			923108.0120	Spärring	Retaining ring	S	26)
0620	30								
0640	31	1			923108.0128	Fjäderhållare	Spring holder	S	26)
0660	32	1			923108.0127	Fjäder	Spring		
0680	33	1			923108.0126	Fjäderhållare	Spring holder	S	26)
0700	34	1			923108.0125	Spärring	Retaining ring		
0720	35	1			922370.0013	Låsring	Lock ring	S	26)
0740	36	1			920072.015	Lager	Bearing		
0760	37	1			923108.0129	Spärring	Retaining ring	S	26)
0780	38	1			923109.0364	Ring	Ring		
0800	39	1			923108.0131	Distans	Spacer	S	26)
0820	40	1			923108.0129	Spärring	Retaining ring		
0840	41	1			920072.014	Lager	Bearing	S	26)
0860	42	1			923109.0577	Lager	Bearing		
0880	43	1			923108.0144	Spärring	Retaining ring	S	26)
0900	44	1			923108.0145	Kuggghjul	Gear		
0920	45	1			923108.0130	Kuggghjul	Gear	S	26)
0940	46	1			923636.0078	Drev	Gear		

NOT USED



23528

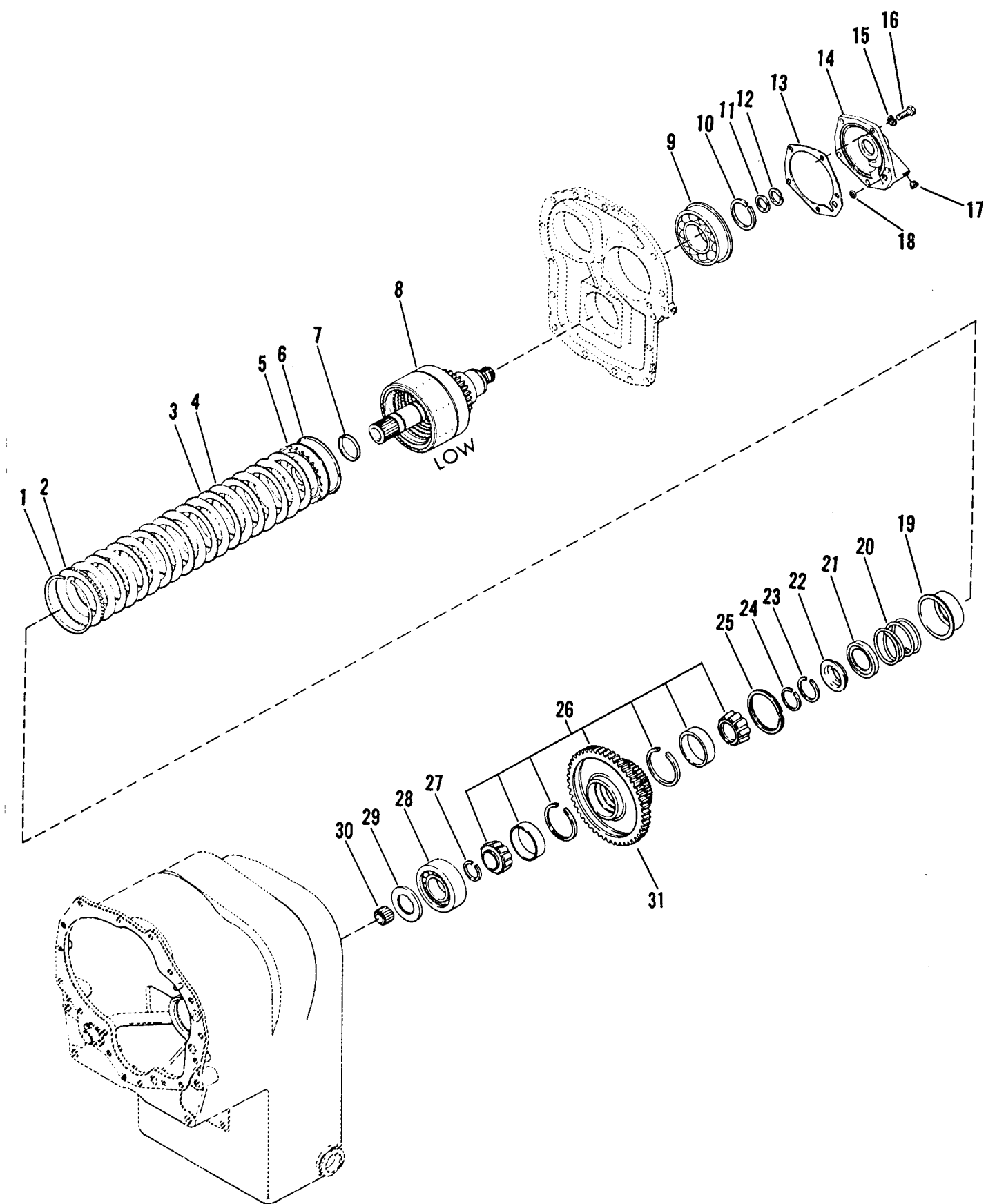
Reservdelar - Spare parts

40

101

0770

0770	Utgåva Issue		Bild nr Picture No		Växellåda Clark 28334 Fram o 2:a växelpaket		Gear box Clark 28334 Forward-2nd clutch group				
	980615		23528								
	Pos. Fig.	Antal/Quantity			Art nr Part No	Benämning	Description	Sats Kit	Anmärkning Notes		
0020	1	3			920379.005	Tätningsring	Seal ring	S	26)		
0060	2	1			923636.0247	Spärring	Retaining ring				
0080	3	1			920072.021	Lager	Bearing				
0100	4	1			922370.0007	Låsring	Lock ring				
0120	5	1			923636.0247	Spärring	Retaining ring				
0140	6	1			920072.012	Lager	Bearing				
0160	7	1			923108.0120	Spärring	Retaining ring				
0180	8	1			923109.0364	Ring	Ring				
0200	9	1			923108.0120	Spärring	Retaining ring				
0220	10	1			920072.013	Lager	Bearing				
0240	11	1			922370.0013	Låsring	Lock ring				
0260	12										
0280	13	1			923108.0125	Spärring	Retaining ring		NOT USED		
0300	14	1			923108.0126	Fjäderhållare	Spring holder				
0320	15	1			923108.0127	Fjäder	Spring				
0340	16	1			923108.0128	Fjäderhållare	Spring holder				
0360	17	1			923109.0364	Ring	Ring				
0380	18	1			922370.0013	Låsring	Lock ring				
0400	19	1			922370.0013	Låsring	Lock ring				
0420	20	1			923108.0125	Spärring	Retaining ring				
0440	21	1			923108.0126	Fjäderhållare	Spring holder				
0460	22	1			923108.0127	Fjäder	Spring				
0480	23	1			923108.0128	Fjäderhållare	Spring holder				
0500	24	1			923108.0173	Låsring	Lock ring			S	26)
0520	25	1			923108.0174	Ändplatta	End plate				
0540	26	6			922746.0002	Tryckplatta	Clutch drive plate				
0560	27	6			920624.0003	Lamell	Clutch steel plate				
0580	28	1			923108.0221	Kolvkoppling	Clutch piston				
0600	29	1			923108.0176	Tätningsring	Seal ring				
0620	30	1			923108.0177	Tätningsring	Seal ring				
0640	31	1			923109.0998	Kopplingstrumma+axel	Clutch drum+shaft				
0660	32	1			923108.0177	Tätningsring	Seal ring				
0680	33	1			923108.0176	Tätningsring	Seal ring				
0700	34	1			923108.0221	Kolvkoppling	Clutch piston	S	26)		
0720	35	6			922746.0002	Tryckplatta	Clutch drive plate				
0740	36	6			920624.0003	Lamell	Clutch steel plate				
0760	37	1			923108.0174	Ändplatta	End plate				
0780	38	1			923108.0173	Låsring	Lock ring				
0800	39	1			923468.0656	Ring	Ring				
0820	40	1			923468.0640	Låsring	Lock ring		26)		
0840	41	1			923636.0078	Drev	Gear				
0860	42	1			923108.0132	Kugghjul	Gear				



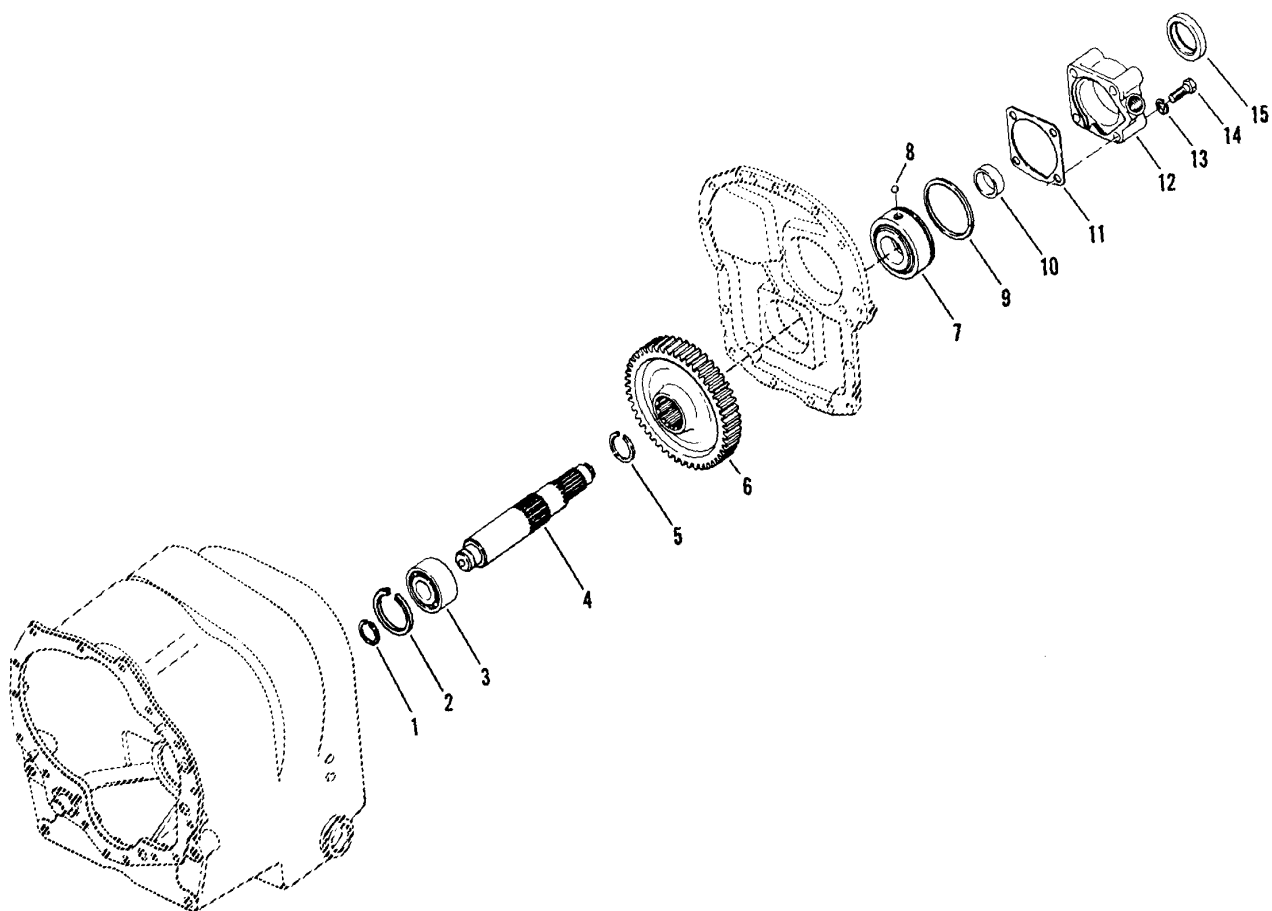
Reservdelar - Spare parts

40

103

0780

0780	Utgåva Issue		Bild nr Picture No		Växellåda Clark 28334 Lågväxelpaket		Gear box Clark 28334 Low gear clutch group		
	980615		23529						
	Pos. Fig.	Antal/Quantity			Art nr Part No	Benämning	Description	Sats Kit	Anmärkning Notes
0020	1	1			923108.0173	Låsring	Lock ring		
0040	2	1			923108.0174	Ändplatta	End plate		
0060	3	9			922746.0002	Tryckplatta	Clutch drive plate		
0080	4	9			920624.0002	Lamell	Clutch steel plate		
0100	5	1			923108.0221	Kolvkoppling	Clutch piston		
0120	6	1			923108.0176	Tätningssring	Seal ring	S	26)
0140	7	1			923108.0177	Tätningssring	Seal ring	S	26)
0160	8	1			923736.0731	Kopplingstrumma+axel	Clutch drum+shaft		
0180	9	1			920072.020	Lager	Bearing		
0200	10	1			923108.0142	Spärring	Retaining ring		
0220	11	1			923736.0732	Ring	Ring	S	26)
0240	12	1			923736.0732	Ring	Ring	S	26)
0260	13	1			923108.0140	Tätning	Seal	S	26)
0280	14	1			923108.0139	Lock	Cover		
0300	15	5			90789	Bricka	Washer		
0320	16	5			923636.0080	Skruv	Screw		
0340	17	1			920764.0008	Plugg	Plug		
0360	18	1			923109.0283	O-ring	O-ring	S	26)
0380	19	1			923108.0166	Fjäderhållare	Spring holder		
0400	20	1			923108.0127	Fjäder	Spring		
0420	21	1			923468.0113	Fjäderstyrning	Spring guide		
0440	22	1			923108.0125	Spärring	Retaining ring		
0460	23	1			922370.0013	Låsring	Lock ring		
0480	24	1			923108.0135	Spärring	Retaining ring		
0500	25	1			923109.0364	Ring	Ring		
0520	26	1			921160.0008	Lager	Bearing		KPL
0540	27	1			923108.0136	Spärring	Retaining ring		
0560	28	1			921160.0007	Lager	Bearing		
0580	29								NOT USED
0600	30	1			923109.0418	Lager	Bearing		
0620	31	1			923108.0225	Kugghjul	Gear		

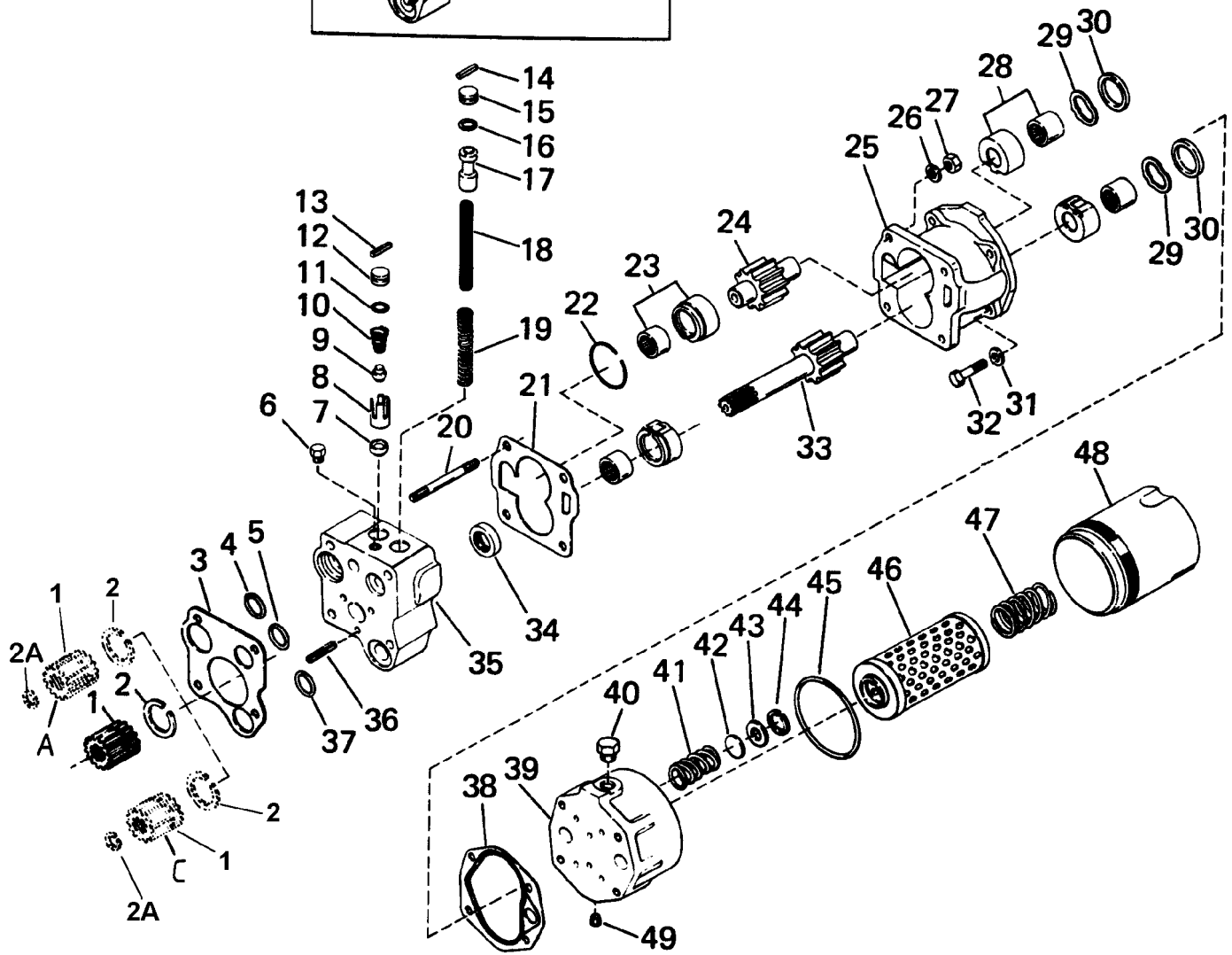
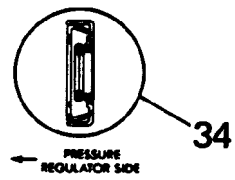
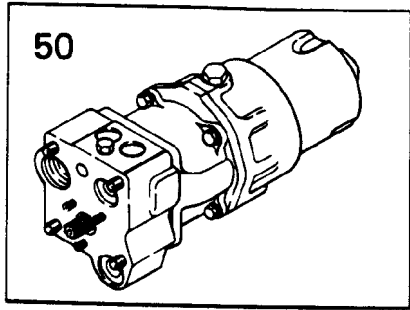


23533

Reservdelar - Spare parts
40
105

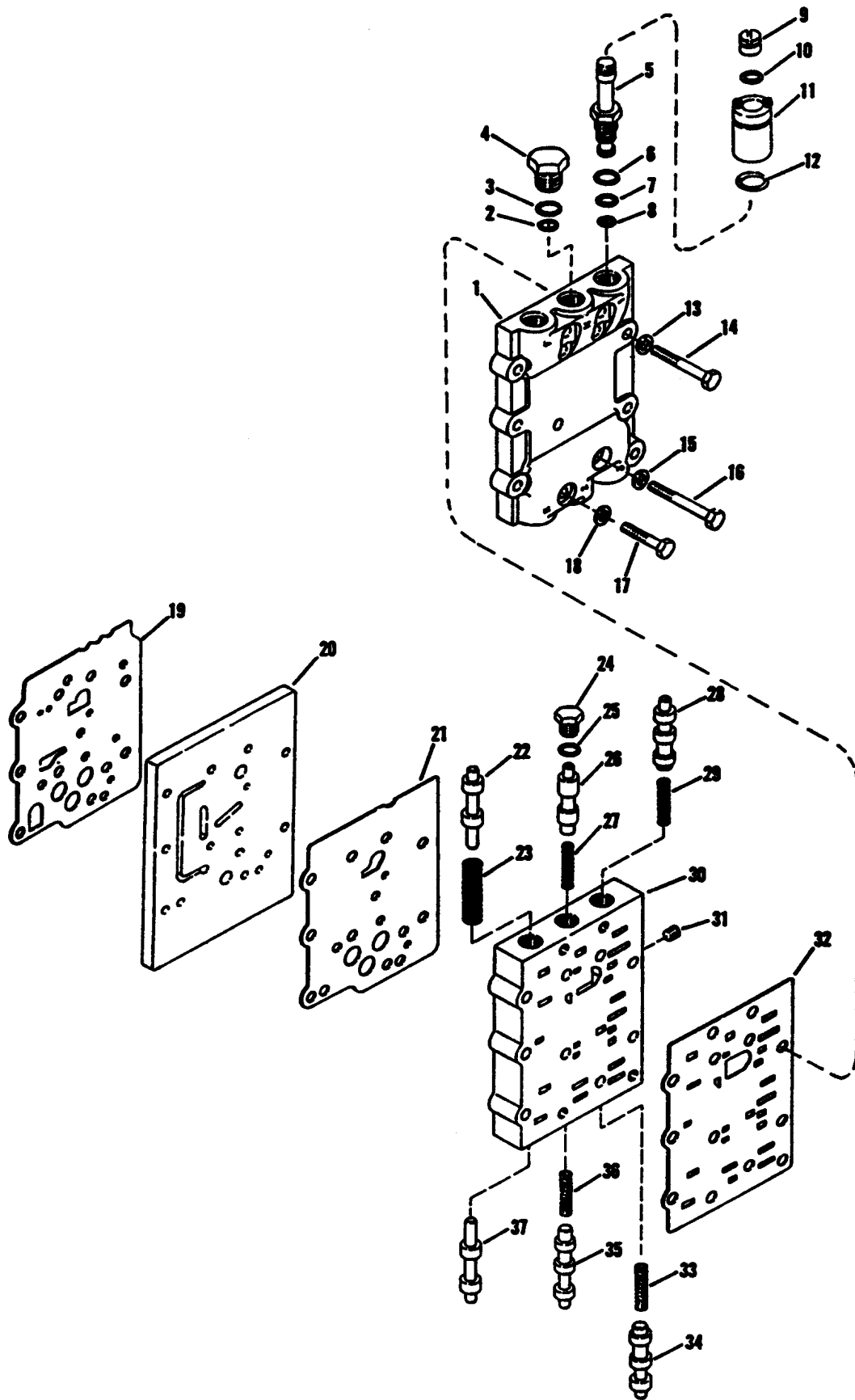
0790

Utgåva Issue		Bild nr Picture No		Växellåda Clark 28334 Utgående axel		Gear box Clark 28334 Output shaft group		
980615		23533						
Pos. Fig.	Antal/Quantity			Art nr Part No	Benämning	Description	Sats Kit	Anmärkning Notes
1	1			923636.0247	Spårring	Retaining ring		
2	1			923108.0170	Distansring	Spacer ring		
3	1			923468.0460	Lager	Bearing		
4	1			923108.0236	Axel	Shaft		
5	1			923108.0172	Distansring	Spacer ring		
6	1			923108.0147	Kugghjul	Gear		
7	1			921160.0009	Lager	Bearing		
8	1			923108.0148	Kula	Ball		
9	1			923108.0149	Låsring	Lock ring		
10	1			923108.0246	Distans	Spacer		
11	1			923108.0247	Tätning	Seal	S	26)
12	1			923108.0248	Lock	Cover		
13	4			921804.0002	Låsbricka	Lock washer		
14	4			923108.0249	Skruv	Screw		
15	1			920379.001	Oljetätning	Oil seal	S	26)



Reservdelar - Spare parts

0800	Utgåva Issue		Bild nr Picture No		Växellåda Clark 28334 Tryckventil, Pump och Filter		Gear box Clark 28334 Pressure valve, Pump and Filter		
	980615		21865						
	Pos. Fig.	Antal/Quantity			Art nr Part No	Benämning	Description	Sats Kit	Anmärkning Notes
0020	1	2			923108.0046	Kugghjul	Gear		FOR CHARG.PUMP INGÅR I/PART OF POS.1 NOT USED
0040	2	2			923108.0047	•Spärring	•Retaining ring		
0050	2A								
0060	3	1			920578.0001	Packning	Gasket	S	25)
0080	4	1			920600.0002	O-ring	O-ring	S	25)
0100	5	1			920584.0001	O-ring	O-ring	S	25)
0120	6	1			920941.0002	Plugg	Plug		
0140	7	1			923108.0198	Säte	Seat		
0160	8	1			923108.0199	Distans	Spacer		
0180	9	1			923108.0200	Plunge	Plunger		
0200	10	1			923108.0201	Fjäder	Spring		
0220	11	1			920583.0002	O-ring	O-ring	S	25)
0240	12	1			923108.0202	Ventilstopp	Valve stop		
0260	13	1			923736.0733	Fjäderstift	Spring pin		
0280	14	1			923736.0733	Fjäderstift	Spring pin		
0300	15	1			923108.0204	Ventilstopp	Valve stop		
0320	16	1			920584.0002	O-ring	O-ring	S	25)
0340	17	1			923108.0205	Kolv	Piston		
0360	18	1			923108.0206	Fjäder	Spring		
0380	19	1			923108.0207	Fjäder	Spring		
0400	20	4			920758.0001	Pinnskruv	Stud		
0420	21	1			923736.0734	Packning	Gasket	S	25)
0440	22	1			923108.0208	Spärring	Retaining ring		
0460	23	2			923108.0209	Lager	Bearing		KPL MED TRYCKBRICKA/ WITH THRUST PLATE
0480									KPL
0500	24	1			923108.0210	Axel	Shaft		POS.22-24,28-30,33
0520	25	1			920388.002	Pump	Pump		INGÅR/INCLUDED
0540									
0560	26	4			921804.0001	Bricka	Washer		
0580	27	4			920760.0001	Mutter	Nut		
0600	28	2			923108.0211	Lager	Bearing		KPL MED TRYCKBRICKA/ WITH THRUST PLATE
0620									
0640	29	2			920389.001	Vågbricka	Wave washer		
0660	30	2			920390.001	Axeltätning	Shaft seal	S	25)
0680	31	4			923636.0255	Bricka	Washer		
0700	32	4			923636.0256	Skruv	Screw		
0720	33	1			923108.0212	Axel	Shaft		KPL
0740	34	1			920386.001	Oljetätning	Oil seal	S	25)
0760	35	1			920384.001	Tryckventil	Pressure valve		KPL POS.6-19,34,36
0780									INGÅR/INCLUDED
0800	36	3			923108.0213	Fjäderstift	Spring pin		
0820	37	1			920600.0001	O-ring	O-ring	S	25)
0840	38	1			920391.001	Packning	Gasket	S	25)
0860	39	1			921603.0001	Filteradapter	Filter adapter		
0880	40	1			920941.0002	Propp	Plug		
0900	41	1			920762.0002	Fjäder	Spring		
0920	42	1			920763.0002	Bricka	Washer		
0940	43	1			920763.0003	Bricka	Washer		
0960	44	1			921604.0001	Spärring	Retaining ring		
0980	45	1			920766.0002	O-ring	O-ring	S	25),INGÅR I/INCLUDED
1000									IN POS/FIG. 46
1020	46	1			921097.0001	Filter	Filter		POS/FIG. 45 INGÅR/ INCLUDED
1040									
1060	47	1			920762.0003	Fjäder	Spring		
1080	48	1			920091.002	Filterhus	Filter housing		
1100	49	1			920765.0003	Propp	Plug		
1120	50	1			921605.0001	Pump och filter	Pump and filter		KPL POS.22-25,28-33, 38-49 INGÅR/INCLUDED
1140									



Reservdelar - Spare parts

40

109

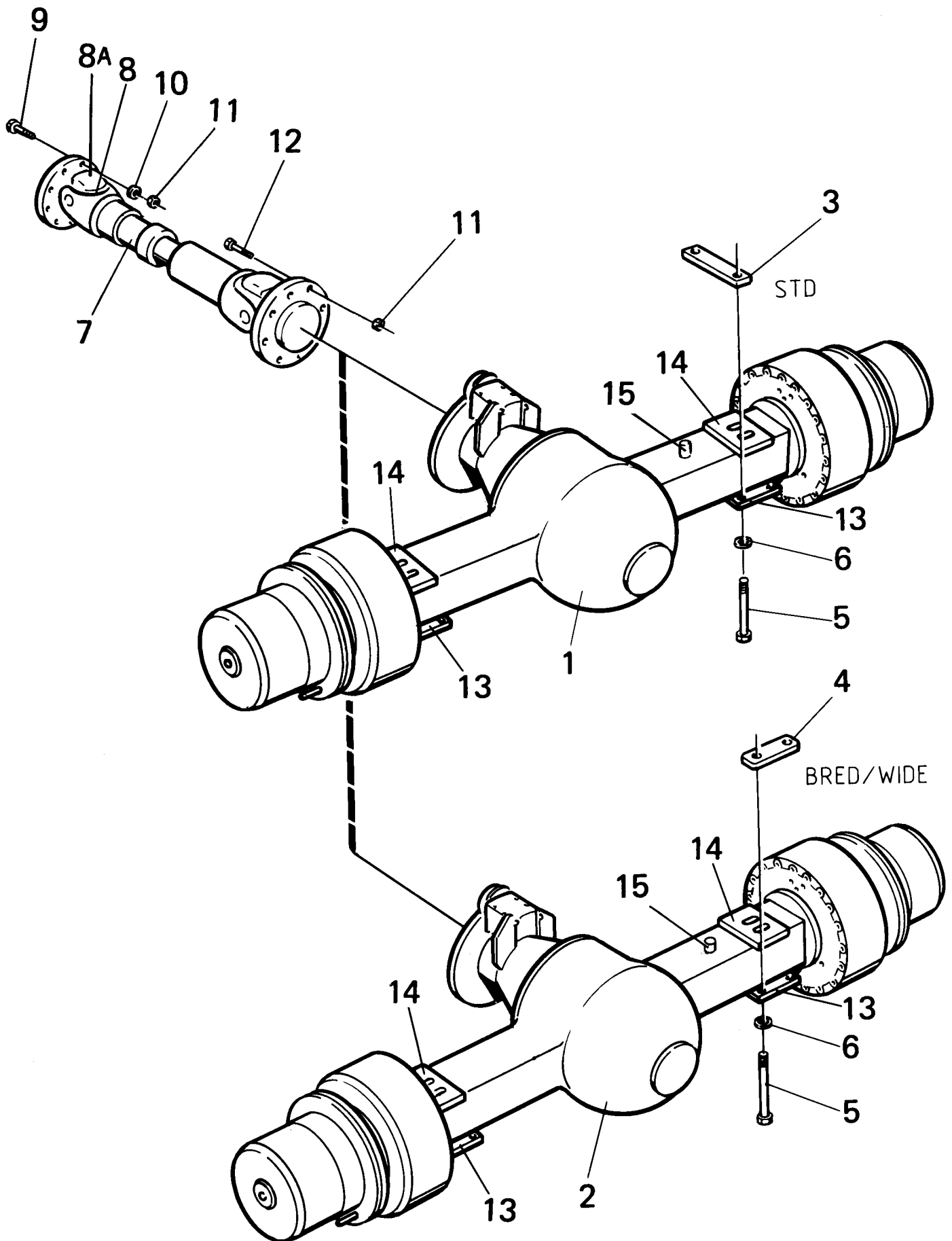
0810	Utgåva Issue		Bild nr Picture No		Växellåda Clark 28334 Kontrollventil Kopplingsventil		Gear box Clark 28334 Control valve Clutch valve		
	980615	20072							
	Pos. Fig.	Antal/Quantity			Art nr Part No	Benämning	Description	Sats Kit	Anmärkning Notes
0020	1	1			923108.0237	Hus	Housing		
0040	2	2			923108.0242	O-ring	O-ring		
0060	3	2			920091.005	O-ring	O-ring		
0080	4	2			923108.0243	Plugg	Plug		
0100	5	4			923109.0714	Ventilslid	Valve slide		
0120	6	4			923109.0715	•O-ring	•O-ring		INCL. POS. 6-8
0140	7	4			923349.0011	•O-ring	•O-ring		INCL. IN ITEM 5
0160	8	4			920091.006	•O-ring	•O-ring		INCL. IN ITEM 5
0180	9	4			923636.0113	Ändmutter	Endnut		
0200	10	4			923468.0462	O-ring	O-ring		
0220	11	4			923636.0257	Elmagnet	Electromagnet		
0240	12	4			923468.0462	O-ring	O-ring		
0260	13	5			90789	Bricka	Washer		
0280	14	5			923108.0238	Skruv	Screw		
0300	15	4			90789	Bricka	Washer		
0320	16	4			920761.0015	Skruv	Screw		
0340	17	4			923108.0239	Skruv	Screw		
0360	18	4			90789	Bricka	Washer		
0380	19								NOT USED
0400	20								NOT USED
0420	21	1			923636.0115	Tätning	Seal		
0440	22	1			923108.0227	Ventilslid	Valve slide		
0460	23	1			923108.0228	Fjäder	Spring		
0480	24	6			923458.0785	Plugg	Plug		INCL. ITEM 25
0500	25	6			920091.005	O-ring	O-ring		INCL. IN ITEM 24
0520	26	1			923108.0229	Ventilslid	Valve slide		
0540	27								NOT USED
0560	28	1			923108.0231	Ventilslid	Valve slide		
0580	29	1			923108.0232	Fjäder	Spring		
0600	30	1			923108.0233	Kontrollventil	Control valve		INCL. ITEM 22-26,28, 29,31,34-37
0601									
0620	31	1			920764.0008	Plugg	Plug		
0640	32	1			923636.0116	Tätning	Seal		
0660	33								NOT USED
0680	34	1			923108.0241	Ventilslid	Valve slide		
0700	35	1			923108.0240	Ventilslid	Valve slide		
0720	36	1			923108.0232	Fjäder	Spring		
0740	37	1			923108.0227	Ventilslid	Valve slide		
0760	38	4			923636.0258	Ventilslid	Valve slide		INCL. ITEMS 5-12



1
2
3
4

Reservdelar - Spare parts
40
111

0820	Utgåva Issue		Bild nr Picture No		Växellåda Clark 28334 Fläns	Gear box Clark 28334 Flange		
	980615		20351					
Pos. Fig.	Antal/Quantity			Art nr Part No	Benämning	Description	Sats Kit	Anmärkning Notes
0020	1	1		920380.001	Fläns	Flange		
0040	2	1		920383.001	Mutter	Nut		
0060	3	1		920382.001	Bricka	Washer		
0080	4	1		920381.001	O-ring	O-ring	S	26)



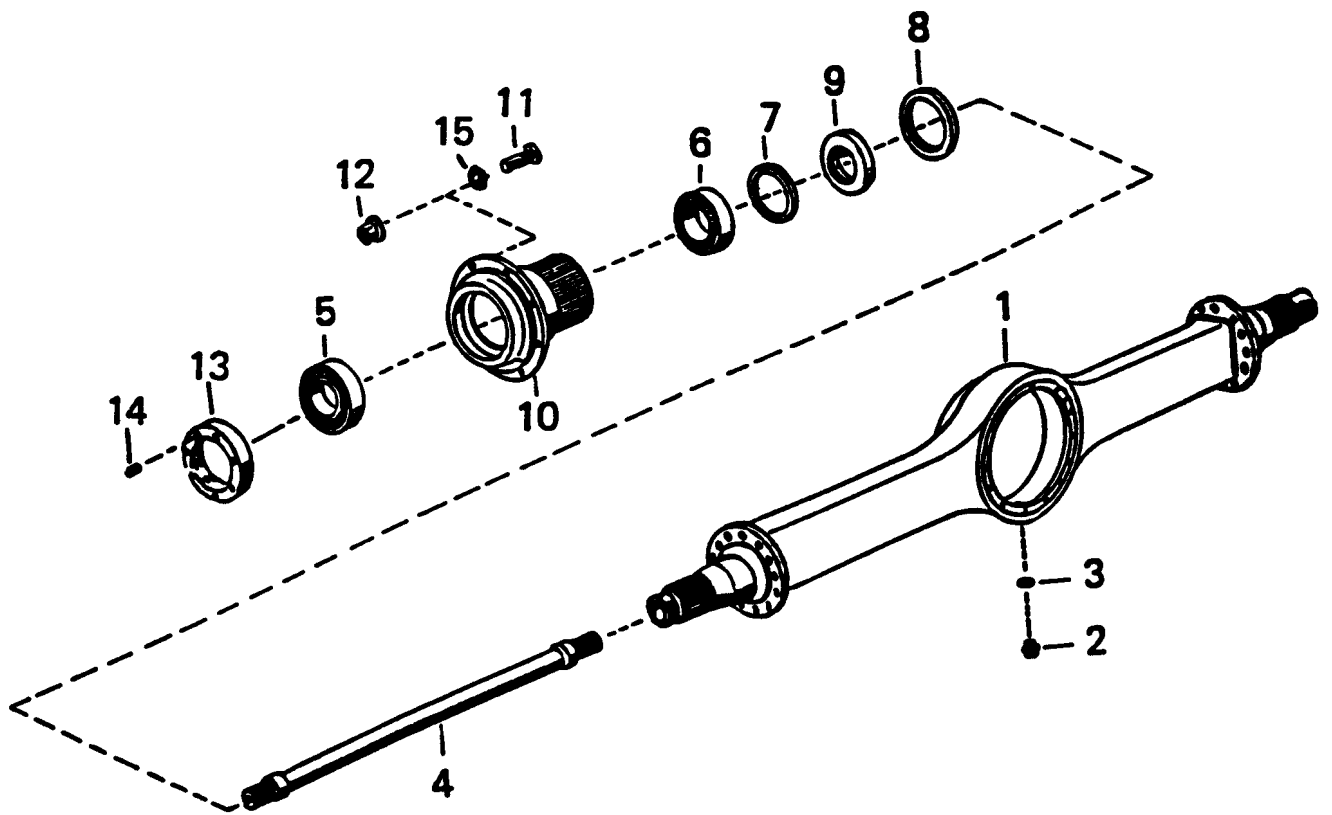
Reservdelar - Spare parts

40

113

1000

1000	Utgåva Issue		Bild nr Picture No		Drivaxel Kessler, montering och kardanaxel 459137.0100,.0200		Drive axle Kessler, mounting and Universal drive shaft		
	Pos. Fig.	Antal/Quantity			Art nr Part No	Benämning	Description	Sats Kit	Anmärkning Notes
		9235 62. 0001	9235 62. 0008						
0010		-			459137.0100	Drivaxel	Drive axle		MONTERING MONTERING KESSLER STD SEE GR 40, PAGE 115 KESSLER BRED / WIDE SEE GR 40, PAGE 115
0011			-		459137.0200	Drivaxel	Drive axle		
0020	1	1			923562.0001	Drivaxel	Drive axle		
0025									
0040	2		1		923562.0008	Drivaxel	Drive axle		
0045									
0060	3	4			436019.0100	Överfall	Cap		
0080	4		4		A08444.0100	Överfall	Cap		
0100	5	8	8		A06605.0100	Skruv	Screw		
0120	6	8	8		923657.0001	Låsbricka	Lock washer		
0140	7	1	1		921064.0006	Kardanaxel	Universal drive shaft		FÖR/FOR VOLVO FÖR/FOR PERKINS
0160		1	1		921064.0008	Kardanaxel	Universal drive shaft		
0180	8	2	2		921597.0001	•Knutkors	•Spider		
0190	8A	2	2		923349.0827	•Flänsgeffel	•Flange fork		
0200	9	8	8		99062	Skruv	Screw		
0220	10								NOT USED
0240	11	16	16		4738	Mutter	Nut		
0260	12	8	8		920133.057	Skruv	Screw		
0280	13	2	2		923468.0547	Fäste	Bracket		UNDRE/LOWER
0300	14	2	2		923468.0546	Fäste	Bracket		ÖVRE/UPPER
0320	15	1	1		922785.0008	Luftningsnippel	Air venting nipple		



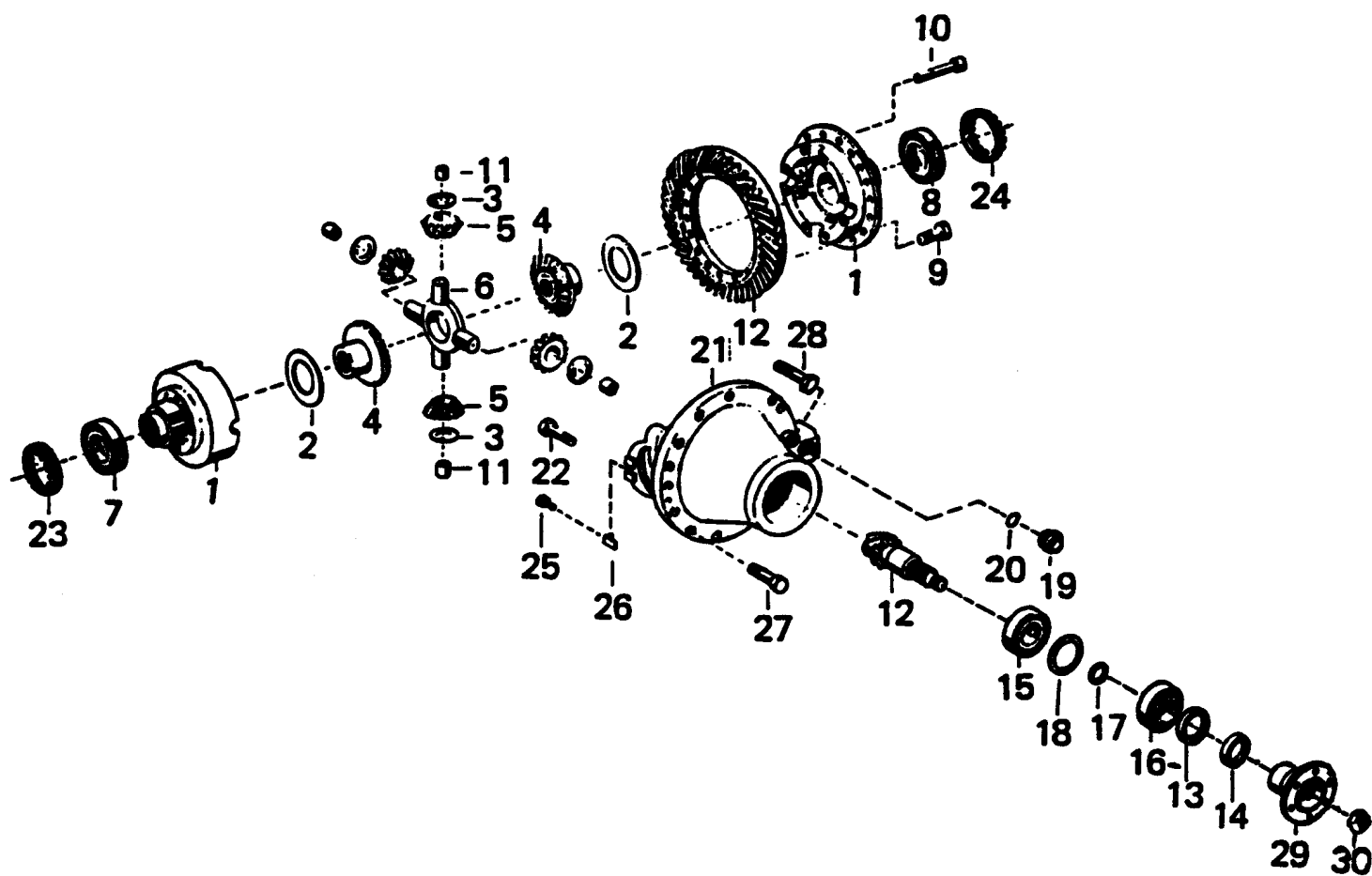
Reservdelar - Spare parts

40

115

1050

1050	Utgåva Issue		Bild nr Picture No		Drivaxelkåpa		Drive shaft casing		
	980615		16626						
	Pos. Fig.	Antal/Quantity			Art nr Part No	Benämning	Description	Sats Kit	Anmärkning Notes
		9235 62. 0001	9235 62. 0008						
0010	1	1			923562.0001	Drivaxel	Drive axle		KPL STD KPL BRED/WIDE
0015			1		923562.0008	Drivaxel	Drive axle		
0020		1			923468.0545	Drivaxelkåpa	Drive axle casing		
0022			1		923468.0598	Drivaxelkåpa	Drive axle casing		
0025		2	2		923468.0546	Fäste	Bracket	FOR DRIVE AXLE,UPPER SEE GR 40, PAGE 113 FOR DRIVE AXLE,LOWER SEE GR 40, PAGE 113	
0026									
0030		2	2	923468.0547	Fäste	Bracket			
0032									
0035	2	1		923468.0232	Plugg	Plug			
0040			1	923468.0153	Plugg	Plug			
0050	3	1		923468.0230	Tätningsring	Seal ring			
0060			1	923468.0154	Tätningsring	Seal ring			
0080	4	2		923468.0155	Insticksaxel	Insert shaft			
0090			2	923468.0599	Insticksaxel	Insert shaft			
0100	5	2	2	923468.0156	Kullager	Ball bearing			
0120	6	2	2	923468.0157	Kullager	Ball bearing			
0140	7	2	2	923468.0452	Ring	Ring			
0160	8	4	4	923468.0159	Tätning	Seal			
0180	9	2	2	923468.0160	Distansring	Spacer ring			
0200	10	2	2	923468.0453	Nav	Hub			
0220	11	20	20	923468.0162	Hjulbult	Wheel bolt			
0240	12	20	20	923468.0163	Hjilmutter	Wheel nut			
0260	13	2	2	923468.0541	Mutter	Nut			
0280	14	2	2	923468.0542	Stift	Pin			
0300	15	20	20	A08275.0200	Distans	Spacer			



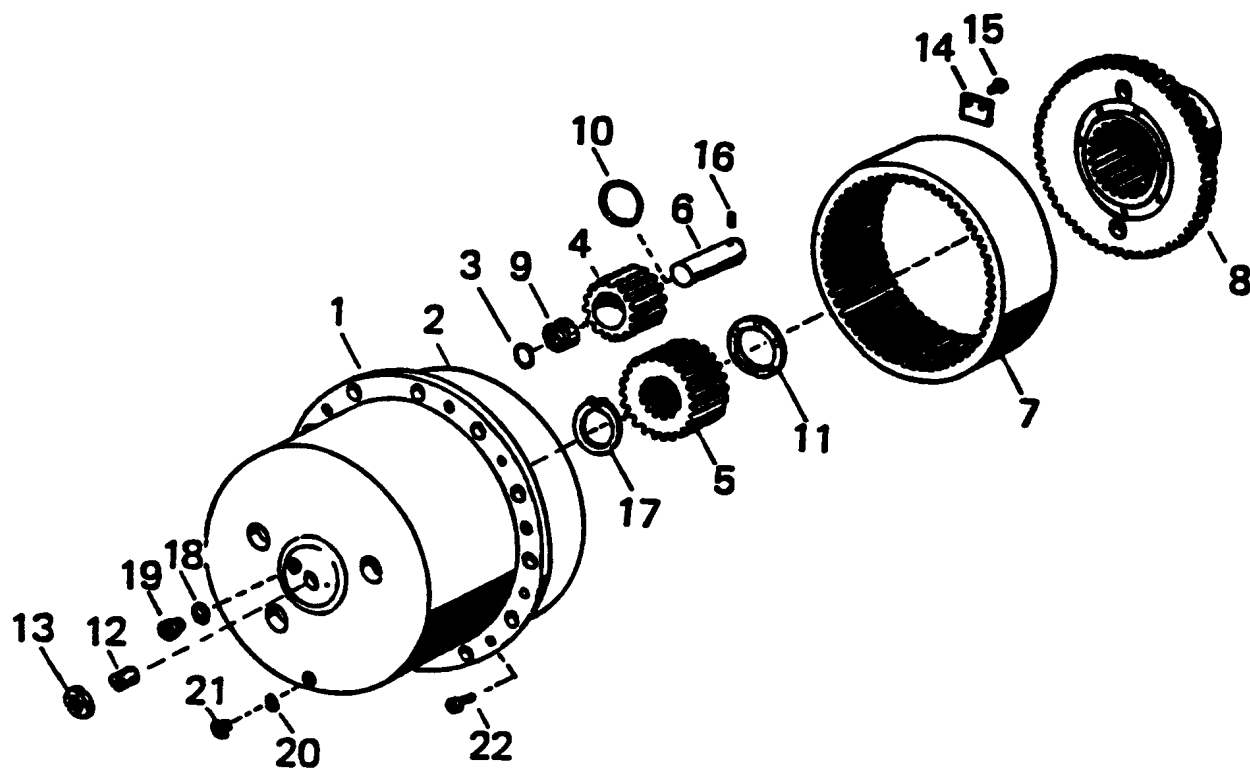
Reservdelar - Spare parts

40

117

1100

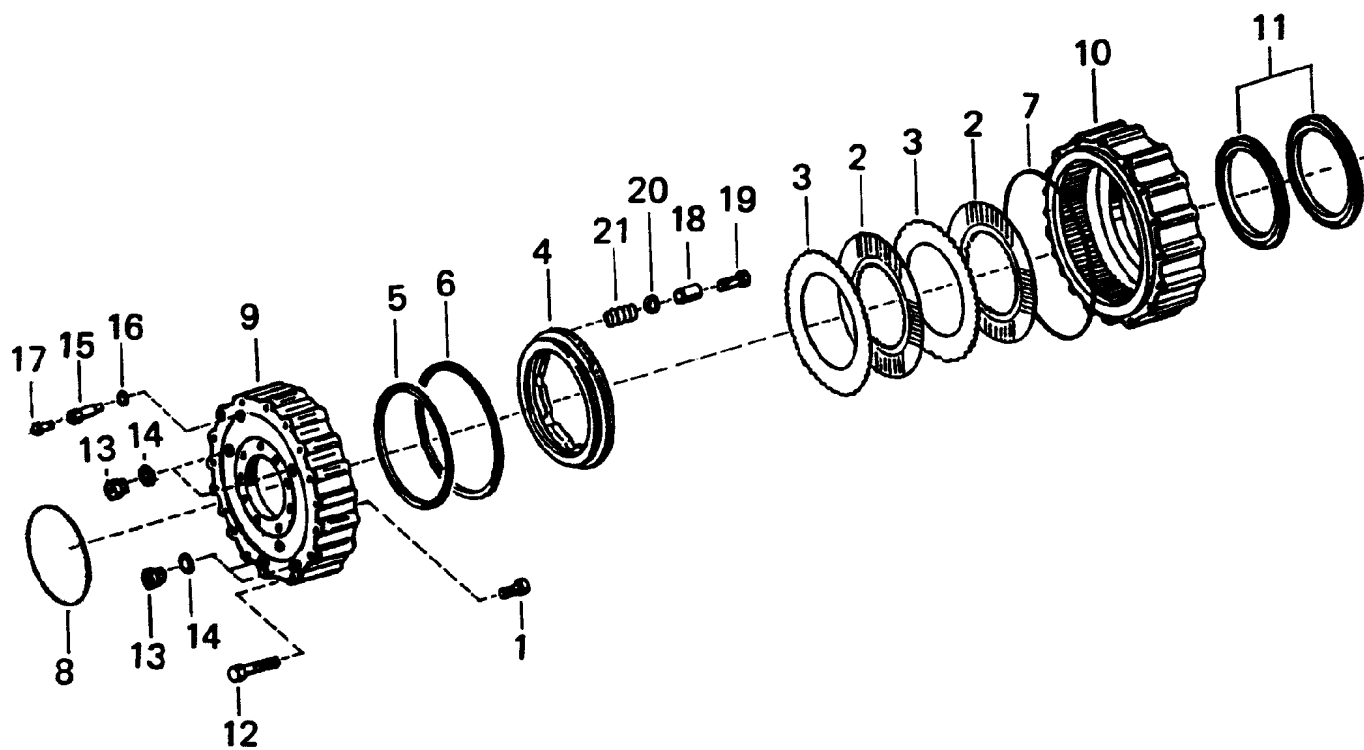
1100	Utgåva Issue		Bild nr Picture No		Drivaxelväxel		Differential carrier				
	980615		15434								
	Pos. Fig.	Antal/Quantity			Art nr Part No	Benämning	Description	Sats Kit	Anmärkning Notes		
		9235 62. 0001	9235 62. 0008								
0010		1	1		923468.0513	Drivaxelväxel	Differential carrier		KPL		
0020	1	1	1		923468.0164	Hus	Housing		SATS/KIT		
0040	2	2	2		923468.0165	Platta	Plate				
0060	3	4	4		923458.0818	Tryckbricka	Thrust washer				
0080	4	2	2		923468.0167	Differentialdrev	Differential gear				
0100	5	4	4		923468.0168	Differentialdrev	Differential gear				
0120	6	1	1		923468.0169	Differentialkors	Differential spider				
0140	7	1	1		923468.0170	Kullager	Ball bearing				
0160	8	1	1		921196.0001	Rullager	Roller bearing				
0180	9	16	16		923468.0171	Skruv	Screw				
0200	10	8	8		923468.0172	Skruv	Screw				
0220	11	4	4		923468.0173	Bussning	Bushing				
0240	12	1	1		923468.0174	Kronhjul och pinjong	Crown wheel and pinion		SATS/KIT		
0260	13	1	1		923468.0176	Tätning	Seal				
0280	14	1	1		923468.0176	Tätning	Seal				
0300	15	1	1		923468.0177	Kullager	Ball bearing				
0320	16	1	1		97019	Lager	Bearing				
0340	17	1	1		923468.0179	Distansring	Spacer ring				
0360	18	1	1		923468.0180	Distansring	Spacer ring				
0380	19	1	1		923468.0181	Plugg	Plug				
0400	20	1	1		923468.0182	Tätningsring	Seal ring				
0420	21	1	1		923468.0183	Hus	Housing				
0440	22	4	4		923468.0184	Skruv	Screw				
0460	23	1	1		923468.0185	Ställmutter	Bearing adjuster				
0480	24	1	1		923468.0186	Ställmutter	Bearing adjuster				
0500	25	2	2		923468.0187	Skruv	Screw				
0520	26	2	2		923468.0188	Låsplatta	Locking plate				
0540	27	14	14		923468.0171	Skruv	Screw				
0560	28	2	2		923468.0189	Skruv	Screw				
0580	29	1	1		923468.0190	Fläns	Flange		1600MM		
0600	30	1	1		923468.0191	Mutter	Nut				



Reservdelar - Spare parts
40
119

1150

Utgåva Issue		Bild nr Picture No		Planetväxel		Planetary gear		
980615		15435						
Pos. Fig.	Antal/Quantity			Art nr Part No	Benämning	Description	Sats Kit	Anmärkning Notes
	9235 62. 0001	9235 62. 0008						
1	2	2		923468.0212	Planethus	Planet case		
2	2	2		923468.0213	O-ring	O-ring		
3	8	8		923468.0214	O-ring	O-ring		
4	8	8		923468.0215	Planethjul	Planet wheel		
5	2	2		923468.0216	Solhjul	Sun gear		
6	8	8		923468.0217	Axel	Shaft		
7	2	2		923468.0218	Drev	Gear		
8	2	2		923468.0219	Nav	Hub		
9	24	24		923468.0220	Nål,metall	Pin,metal		
10	16	16		923468.0221	Bricka	Washer		
11	2	2		923468.0222	Ring	Ring		
12	2	2		923468.0223	Ställskruv	Set screw		
13	2	2		923468.0224	Mutter	Nut		
14	6	6		923468.0225	Låsplatta	Locking plate		
15	12	12		923468.0226	Skruv	Screw		
16	6	6		923468.0227	Pinne	Pin		
17	2	2		923468.0228	Spårring	Retaining ring		
18	2	2		923468.0229	Tätningsring	Seal ring		
19	2	2		923468.0231	Plugg	Plug		
20	2	2		923468.0230	Tätningsring	Seal ring		
21	2	2		923468.0232	Plugg	Plug		
22	12	12		923468.0233	Skruv	Screw		



15436

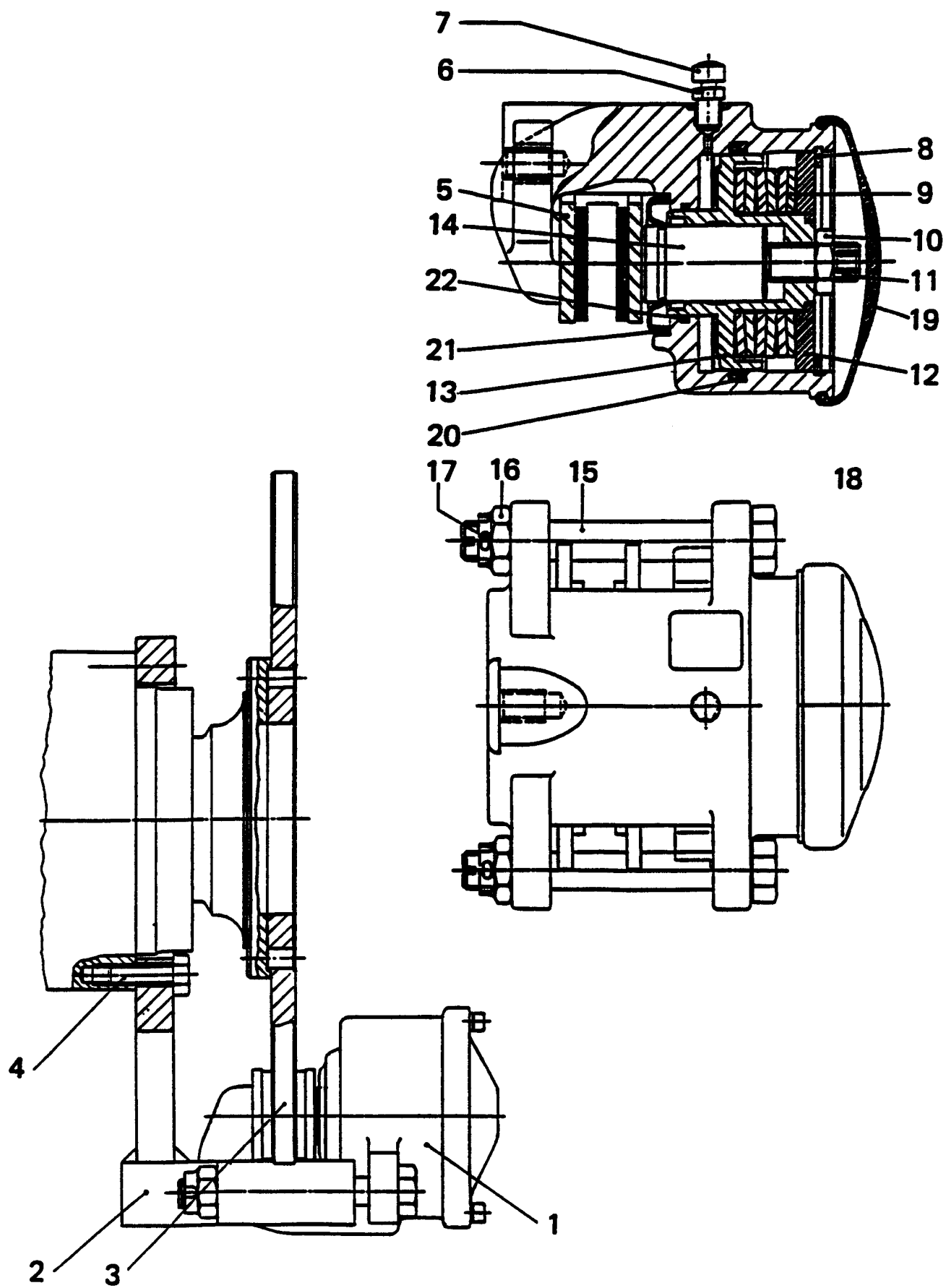
Reservdelar - Spare parts

40

121

1200

1200	Utgåva Issue		Bild nr Picture No		Drivhjulsbroms					Drive wheel brake		
	980615		15436									
	Pos. Fig.	Antal/Quantity			Art nr Part No	Benämning	Description	Sats Kit		Anmärkning Notes		
	9235 62. 0001	9235 62. 0008										
0020	1	24	24		923468.0192	Skruv	Screw					
0040	2	10	10		923468.0193	Bromsskiva	Brake disc					
0060	3	10	10		923468.0194	Bromsskiva	Brake disc					
0080	4	2	2		923468.0305	Kolv	Piston					
0100	5	2	2		923468.0306	Kolvtätning	Piston seal					
0120	6	2	2		923468.0307	Kolvtätning	Piston seal					
0140	7	2	2		923468.0198	O-ring	O-ring					
0160	8	2	2		923468.0454	O-ring	O-ring					
0180	9	2	2		923468.0308	Hus	Housing					
0200	10	2	2		923468.0455	Hus	Housing					
0220	11	2	2		923436.0775	Tätning	Seal					
0240	12	32	32		923468.0189	Skruv	Screw					
0260	13	8	8		923468.0203	Plugg	Plug					
0280	14	8	8		923468.0204	Tätningsring	Seal ring					
0300	15	2	2		923468.0205	Skruv	Screw					
0320	16	4	4		923468.0206	Tätningsring	Seal ring					
0340	17	2	2		923468.0207	Luftningsnippel	Air venting nipple					
0360	18	24	24		923468.0208	Rör	Pipe					
0380	19	24	24		923764.0288	Skruv	Screw					
0400	20	24	24		923468.0544	Bricka	Washer					
0420	21	24	24		923468.0211	Fjäder	Spring					



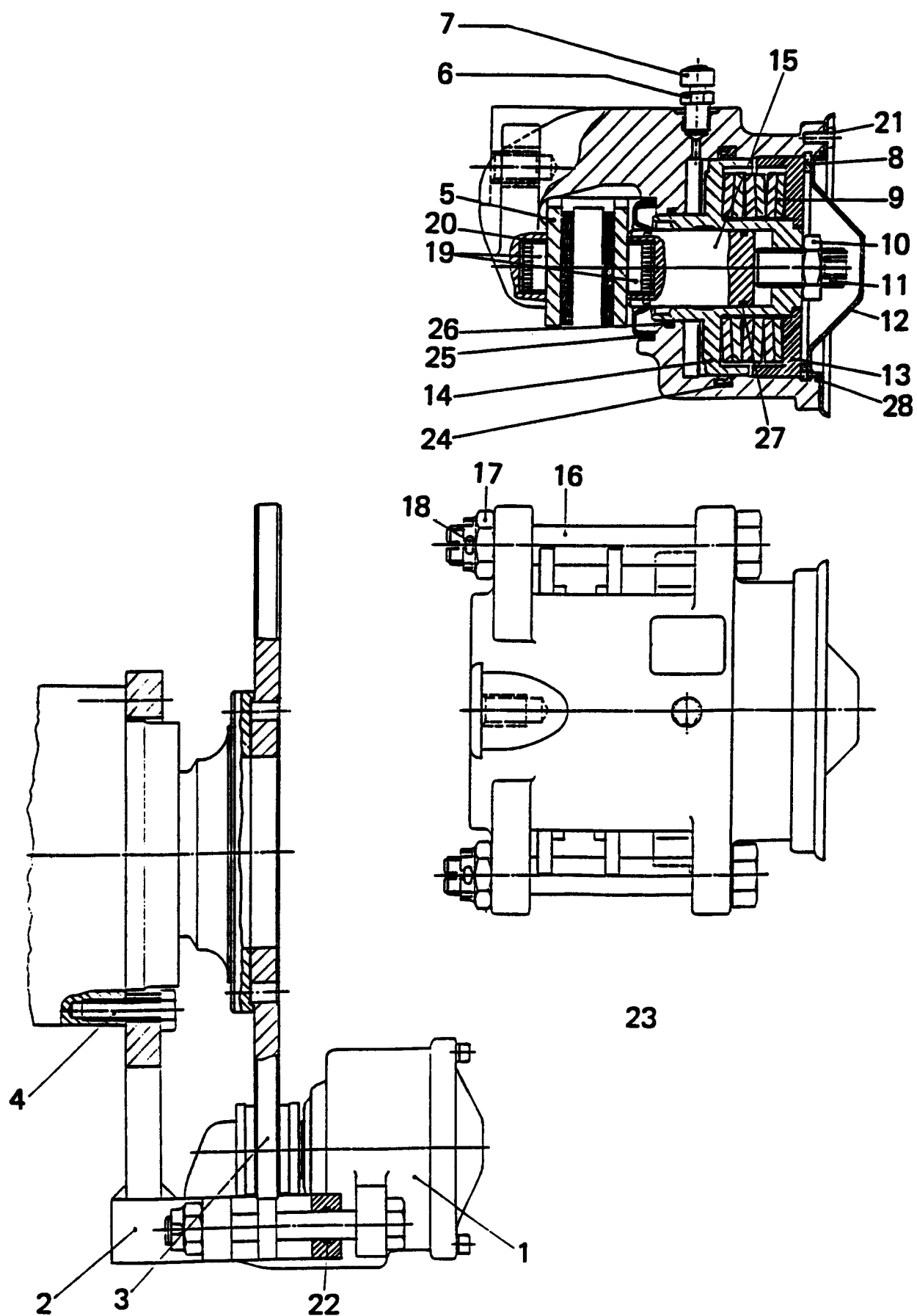
Reservdelar - Spare parts

40

123

1250

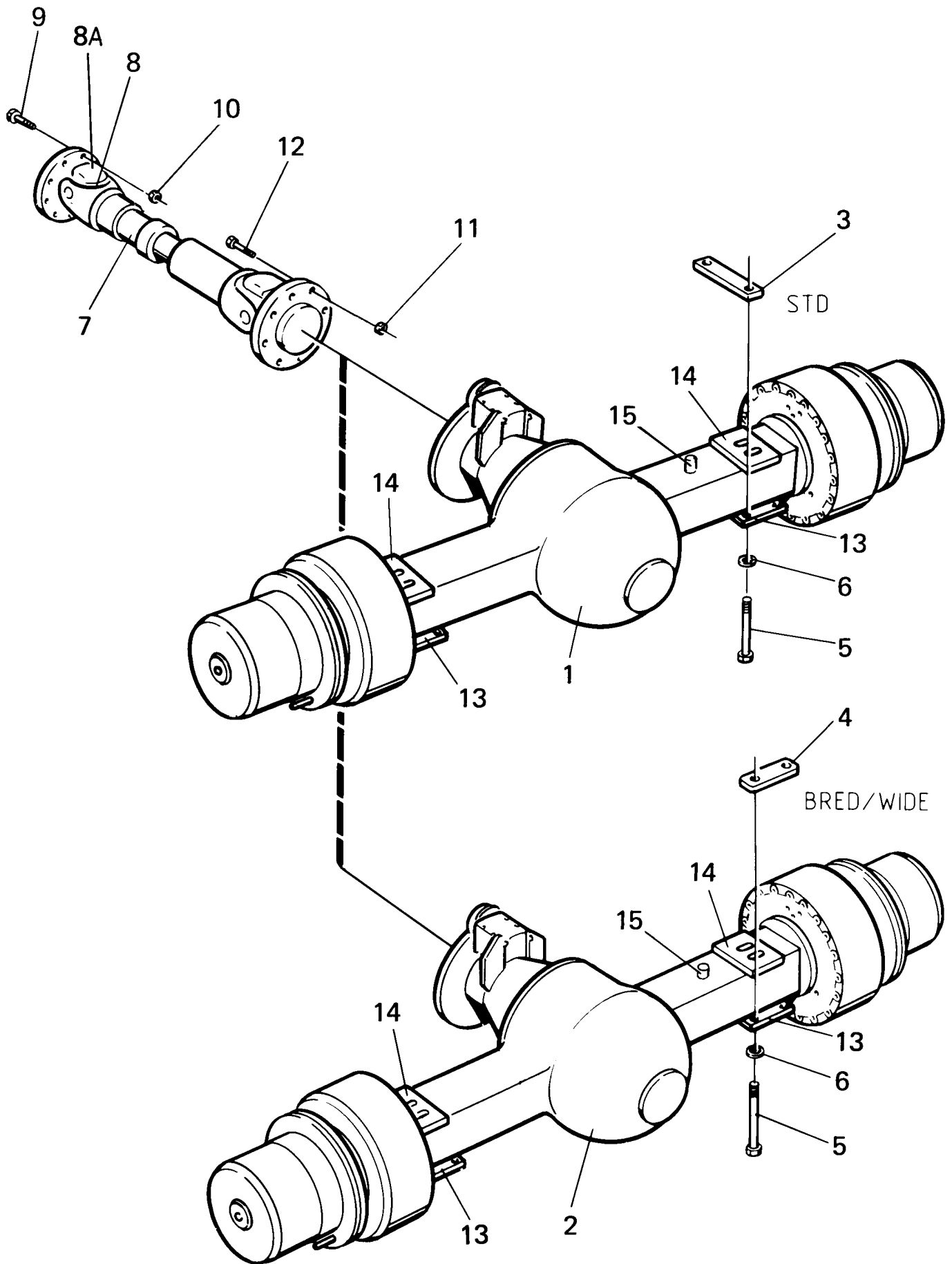
1250	Utgåva Issue		Bild nr Picture No		Parkeringsbroms Äldre utförande		Parking brake Old design		
	980615		15437						
	Pos. Fig.	Antal/Quantity			Art nr Part No	Benämning	Description	Sats Kit	Anmärkning Notes
		9235 62. 0001	9235 62. 0008						
0020	1	1	1			Broms	Brake		KPL ERS AV 923468.0234 SEE GR 40, PAGE 125
0025									
0030									
0040	2	1	1		923468.0543	Bromsarm	Brake lever		
0060	3	1	1		923468.0236	Bromsskiva	Brake disc		
0080	4	12	12		923468.0237	Skruv	Screw		
0100	5	2	2		923468.0238	Bromsback	Brake shoe		
0120	6	1	1		923468.0239	Luftningsnippel	Air venting nipple		
0140	7	1	1		923468.0240	Dammskydd	Dust shield		
0160	8	1	1		923468.0241	Låsring	Lock ring		
0180	9	1	1		923468.0242	Fjädersats	Spring pack		
0200	10	1	1		923468.0243	Mutter	Nut		
0220	11	1	1		923468.0244	Pinne	Pin		
0240	12	1	1		923468.0246	Ring	Ring		
0260	13	1	1		923468.0247	Kolv	Piston		
0280	14	1	1		923468.0248	Tryckstång	Push rod		
0300	15	2	2		923468.0249	Skruv	Screw		
0320	16	2	2		923468.0250	Kronmutter	Castle nut		
0340	17	2	2		923468.0251	Saxpinne	Split pin		
0360	18	1	1		923468.0252	Rep.sats	Repair kit		
0380	19	1	1		923468.0245	•Tätning	•Seal		
0400	20	1	1			•Ring	•Ring		
0420	21	1	1			•Tätning	•Seal		
0440	22	1	1			•O-ring	•O-ring		



Reservdelar - Spare parts

1260

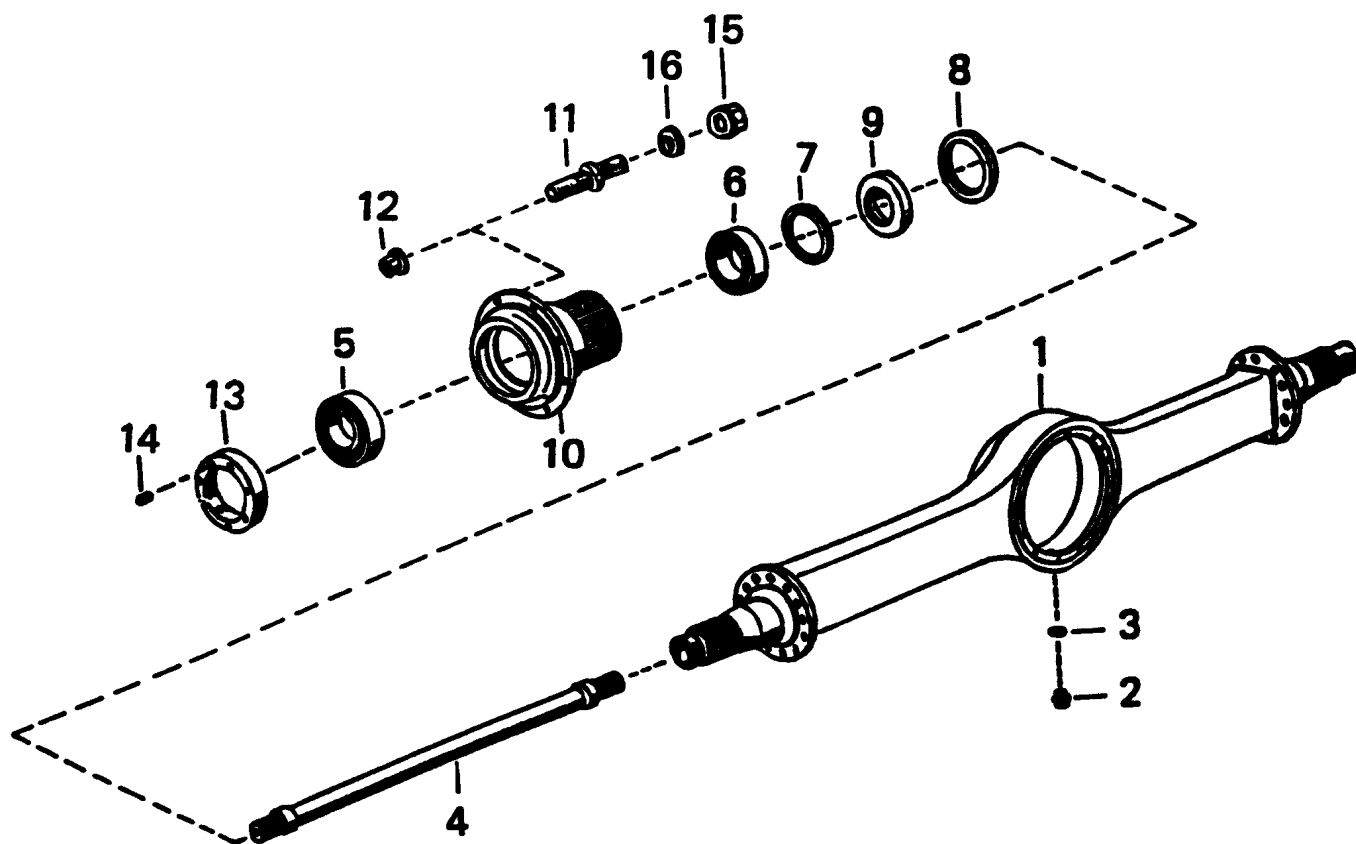
1260	Utgåva Issue		Bild nr Picture No		Parkeringsbroms Nytt utförande		Parking brake New design		
	980615		16261						
	Pos. Fig.	Antal/Quantity			Art nr Part No	Benämning	Description	Sats Kit	Anmärkning Notes
		9235 62. 0001	9235 62. 0008						
0020	1	1	1		923468.0234	Broms	Brake		
0040	2	1	1		923468.0543	Bromsarm	Brake lever		
0060	3	1	1		923468.0236	Bromsskiva	Brake disc		
0080	4	12	12		923468.0237	Skruv	Screw		
0100	5	2	2		923468.0238	Bromsback	Brake shoe		
0120	6	1	1		923468.0239	Luftningsnippel	Air venting nipple		
0140	7	1	1		923468.0240	Dammskydd	Dust shield		
0160	8	1	1		923468.0241	Låsring	Lock ring		
0180	9	1	1		923468.0242	Fjädersats	Spring pack		
0200	10	1	1		923468.0243	Mutter	Nut		
0220	11	1	1		923468.0244	Pinne	Pin		
0240	12	1	1		923458.0821	Lock	Cover		
0260	13	1	1		923468.0246	Ring	Ring		
0280	14	1	1		923468.0247	Kolv	Piston		
0300	15	1	1		923636.0197	Tryckstång	Push rod		
0320	16	2	2		923468.0249	Skruv	Screw		
0340	17	2	2		923468.0250	Kronmutter	Castle nut		
0360	18	2	2		923458.0822	Sprint	Peg		
0380	19	2	2		923636.0118	Magnet	Solenoid		
0400	20	2	2		923636.0119	Ring	Ring		
0420	21	3	3		923636.0120	Skruv	Screw		
0440	22	2	2		923458.0820	O-ring	O-ring		
0460	23	1	1		923636.0195	Rep.sats	Repair kit		
0480	24	1	1			•Ring	•Ring		
0500	25	1	1			•Tätning	•Seal		
0520	26	1	1			•Ring	•Ring		
0540	27	1	1			•O-ring	•O-ring		OR 27,3 X 2,4
0560	28	1	1			•O-ring	•O-ring		OR 90 X 2,5



Reservdelar - Spare parts

1270

1270	Utgåva Issue 980615		Bild nr Picture No 23391		Drivaxel Kessler, montering och kardanaxel 459137.0300,.0400,.0600		Drive axle Kessler, mounting and Universal drive shaft		
	Pos. Fig.	Antal/Quantity			Art nr Part No	Benämning	Description	Sats Kit	Anmärkning Notes
		4591 37. 0300	4591 37. 0400	4591 37. 0600					
0010		-			459137.0300	Drivaxel	Drive axle		MONTERING MONTERING MONTERING KESSLER STD SEE GR 40, PAGE 129 KESSLER BRED / WIDE SEE GR 40, PAGE 129 L=290, -T330122843 L=310, T330122844- FÖR/FOR VOLVO TD61AW, TD630ME,TD71AW FOR VOLVO TWD730ME FÖR/FOR PERKINS FÖR/FOR 921064.0006, 921064.0008 OCH/AND 921064.0013 FÖR/FOR 921064.0006, 921064.0008 OCH/AND 921064.0013 FÖR/FOR VOLVO TD61AW, TD630ME,TD71AW, TWD730ME FÖR/FOR PERKINS UNDRE/LOWER, -T330122843 UNDRE/LOWER, T330122844- ÖVRE/UPPER
0011		-			459137.0400	Drivaxel	Drive axle		
0012				-	459137.0600	Drivaxel	Drive axle		
0020	1	1		1	923562.0011	Drivaxel	Drive axle		
0040									
0060	2		1		923562.0012	Drivaxel	Drive axle		
0080									
0100	3	4		4	436019.0100	Överfall	Cap		
0120	4		4		A08444.0100	Överfall	Cap		
0140	5	8	8		A06605.0100	Skruv	Screw		
0160		8	8	8	921491.0002	Skruv	Screw		
0220	6	8	8	8	923657.0001	Låsbricka	Lock washer		
0260	7	1	1		921064.0006	Kardanaxel	Universal drive shaft		
0280									
0300		1	1	1	921064.0013	Kardanaxel	Universal drive shaft		
0320		1	1		921064.0008	Kardanaxel	Universal drive shaft		
0340	8	2	2	2	921597.0001	•Knutkors	•Spider		
0341									
0342									
0350	8A	2	2	2	923349.0827	•Flänsgaffel	•Flange fork		
0351									
0352									
0360	9	8	8	8	99062	Skruv	Screw		
0361									
0362									
0365		8	8		920133.057	Skruv	Screw		
0370	10	8	8	8	4738	Mutter	Nut		
0400	11	8	8	8	4738	Mutter	Nut		
0420	12	8	8	8	920133.057	Skruv	Screw		
0440	13	2	2	2	923468.0547	Fäste	Bracket		
0460									
0480		2	2	2	923458.0815	Fäste	Bracket		
0500									
0520	14	2	2	2	923468.0546	Fäste	Bracket		
0540	15	1	1	1	922785.0008	Luftningsnippel	Air venting nipple		



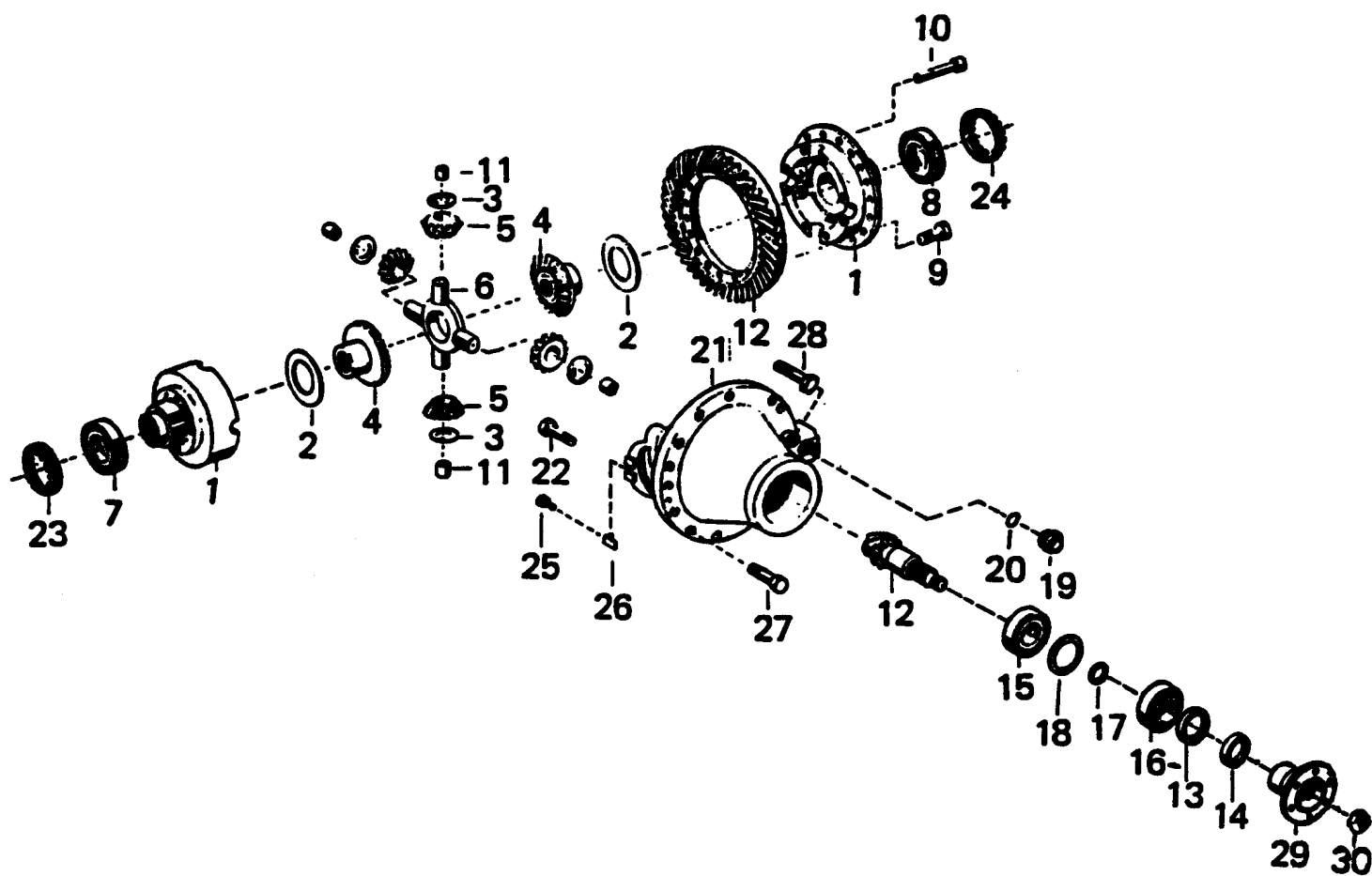
Reservdelar - Spare parts

40

129

1300

1300	Utgåva Issue		Bild nr Picture No		Drivaxelkåpa		Drive shaft casing				
	980615		15491								
	Pos. Fig.	Antal/Quantity			Art nr Part No	Benämning	Description	Sats Kit	Anmärkning Notes		
		9235 62. 0011	9235 62. 0012								
0010		1			923562.0011	Drivaxel	Drive axle		KPL STD		
0015			1		923562.0012	Drivaxel	Drive axle		KPL BRED/WIDE		
0020	1	1			923636.0052	Drivaxelkåpa	Drive axle casing				
0022			1		923636.0053	Drivaxelkåpa	Drive axle casing				
0025		2	2			Fäste	Bracket		FOR DRIVE AXLE,UPPER		
0026									SEE GR 40, PAGE 127		
0030		2	2			Fäste	Bracket		FOR DRIVE AXLE,LOWER		
0032									SEE GR 40, PAGE 127		
0040	2	1	1		923468.0153	Plugg	Plug				
0060	3	1	1		923468.0154	Tätning	Seal ring				
0080	4	2			923468.0155	Insticksaxel	Insert shaft				
0090			2		923468.0599	Insticksaxel	Insert shaft				
0100	5	2	2		923468.0156	Kullager	Ball bearing				
0120	6	2	2		923468.0157	Kullager	Ball bearing				
0140	7	2	2		923468.0158	Ring	Ring				
0160	8	4	4		923468.0159	Tätning	Seal				
0180	9	2	2		923468.0160	Distansring	Spacer ring				
0200	10	2	2		923636.0054	Nav	Hub				
0220	11	20	20		923636.0065	Hjulbult	Wheel bolt				
0240	12	20	20		923468.0163	Hjilmutter	Wheel nut				
0260	13	2	2		923468.0541	Mutter	Nut				
0280	14	2	2		923468.0542	Stift	Pin				
0300	15	20	20		923636.0055	Mutter	Nut				
0320	16	20	20		923636.0056	Distans	Spacer				



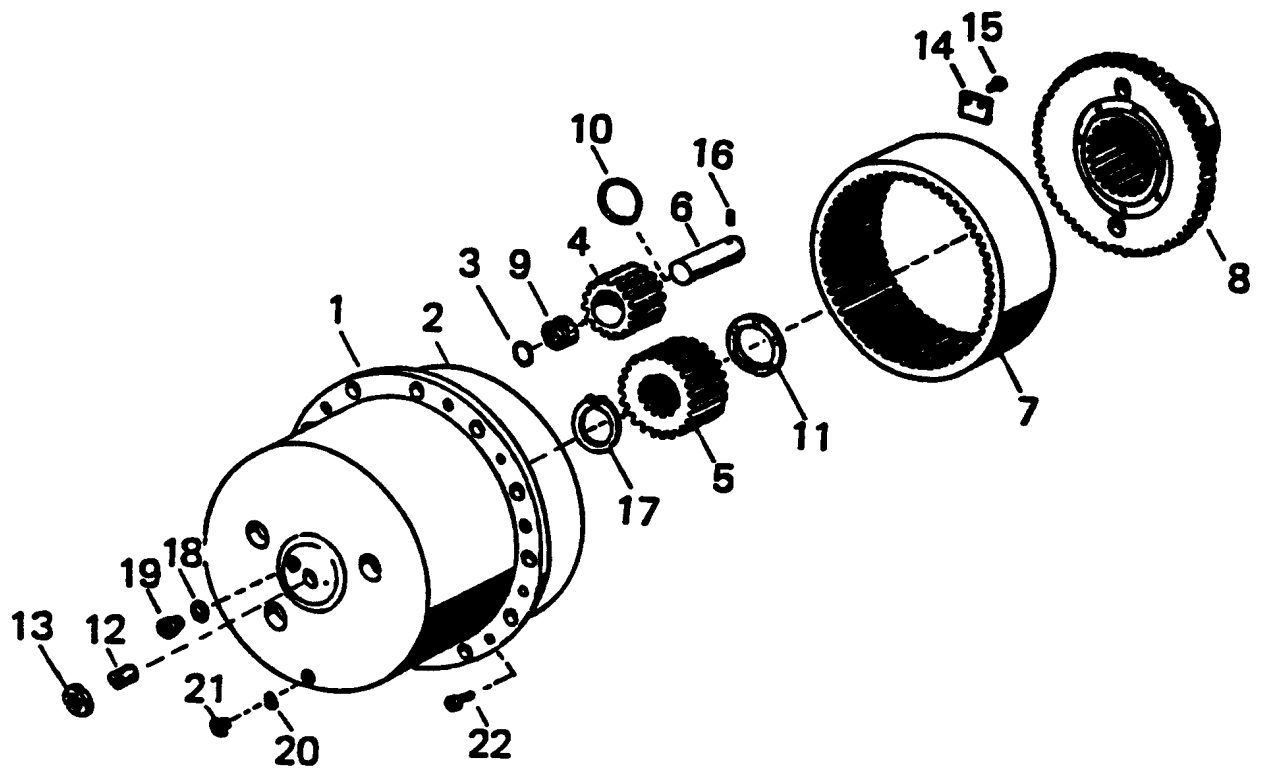
Reservdelar - Spare parts

40

131

1350

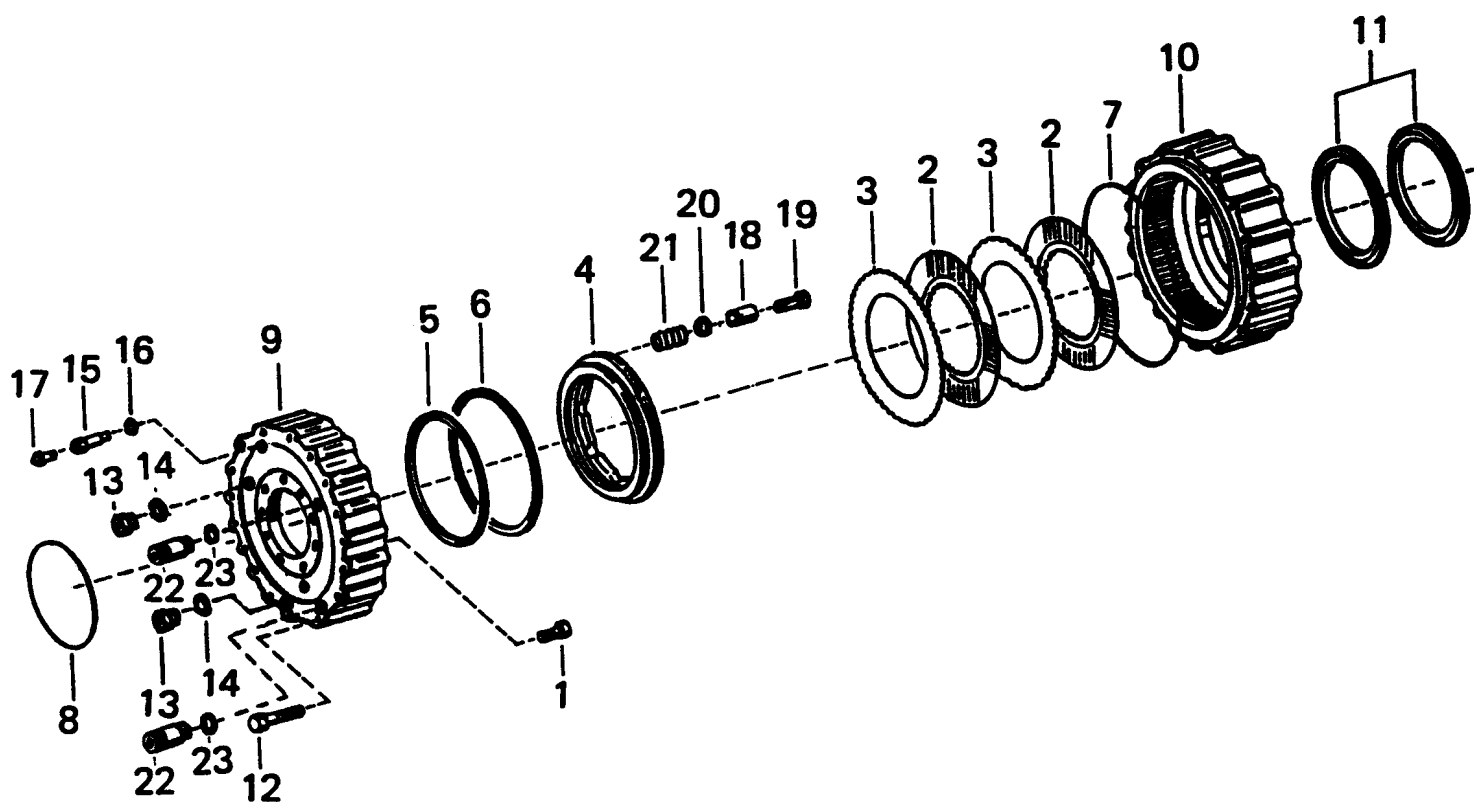
1350	Utgåva Issue		Bild nr Picture No		Drivaxelväxel		Differential carrier				
	980615		15434								
	Pos. Fig.	Antal/Quantity			Art nr Part No	Benämning	Description	Sats Kit	Anmärkning Notes		
	9235 62. 0011	9235 62. 0012									
0010		1	1		923468.0513	Drivaxelväxel	Differential carrier		KPL SATS/KIT		
0020	1	1	1		923458.0816	Hus	Housing				
0040	2	2	2		923458.0817	Tryckbricka	Thrust washer				
0060	3	4	4		923458.0818	Tryckbricka	Thrust washer				
0080	4	2	2		923468.0167	Differentialdrev	Differential gear				
0100	5	4	4		923468.0168	Differentialdrev	Differential gear				
0120	6	1	1		923468.0169	Differentialkors	Differential spider				
0140	7	1	1		921196.0001	Rullager	Roller bearing				
0160	8	1	1		923468.0170	Lager	Bearing				
0180	9	16	16		923468.0171	Skruv	Screw				
0200	10	8	8		923468.0172	Skruv	Screw				
0220	11	4	4		923468.0173	Bussning	Bushing				
0240	12	1	1		923468.0174	Kronhjul och pinjong	Crown wheel and pinion				
0260	13	1	1		923468.0176	Tätning	Seal				
0280	14	1	1		923468.0176	Tätning	Seal				
0300	15	1	1		923468.0177	Kullager	Ball bearing				
0320	16	1	1		97019	Lager	Bearing				
0340	17	1	1		923468.0179	Distansring	Spacer ring				
0360	18	1	1		923468.0180	Distansring	Spacer ring				
0380	19	1	1		923468.0181	Plugg	Plug				
0400	20	1	1		923468.0182	Tätningsring	Seal ring				
0420	21	1	1		923468.0183	Hus	Housing				
0440	22	4	4		923468.0184	Skruv	Screw				
0460	23	1	1		923468.0185	Ställmutter	Bearing adjuster				
0480	24	1	1		923468.0186	Ställmutter	Bearing adjuster				
0500	25	2	2		923468.0187	Skruv	Screw				
0520	26	2	2		923468.0188	Låsplatta	Locking plate				
0540	27	14	14		923468.0171	Skruv	Screw				
0560	28	2	2		923468.0189	Skruv	Screw				
0580	29	1	1		923468.0190	Fläns	Flange				
0600	30	1	1		923468.0191	Mutter	Nut				
									1600MM		



Reservdelar - Spare parts
40
133

1400

Utgåva Issue		Bild nr Picture No		Planetväxel		Planetary gear		
980615		15435						
Pos. Fig.	Antal/Quantity			Art nr Part No	Benämning	Description	Sats Kit	Anmärkning Notes
	9235 62. 0011	9235 62. 0012						
1	2	2		923636.0061	Planethus	Planet case		
2	2	2		923636.0358	O-ring	O-ring		
3	8	8		923468.0214	O-ring	O-ring		
4	8	8		923468.0215	Planethjul	Planet wheel		
5	2	2		923468.0216	Solhjul	Sun gear		
6	8	8		923468.0217	Axel	Shaft		
7	2	2		923468.0218	Drev	Gear		
8	2	2		923468.0219	Nav	Hub		
9	24	24		923468.0220	Nål,metall	Pin,metal		
10	16	16		923468.0221	Bricka	Washer		
11	2	2		923468.0222	Ring	Ring		
12	2	2		923468.0223	Ställskruv	Set screw		
13	2	2		923468.0224	Mutter	Nut		
14	6	6		923468.0225	Låsplatta	Locking plate		
15	12	12		923468.0226	Skruv	Screw		
16	6	6		923468.0227	Pinne	Pin		
17	2	2		923468.0228	Spårring	Retaining ring		
18	2	2		923468.0229	Tätningsring	Seal ring		
19	2	2		923468.0393	Plugg	Plug		
20	2	2		923468.0230	Tätningsring	Seal ring		
21	2	2		923468.0153	Plugg	Plug		
22	12	12		923468.0233	Skruv	Screw		



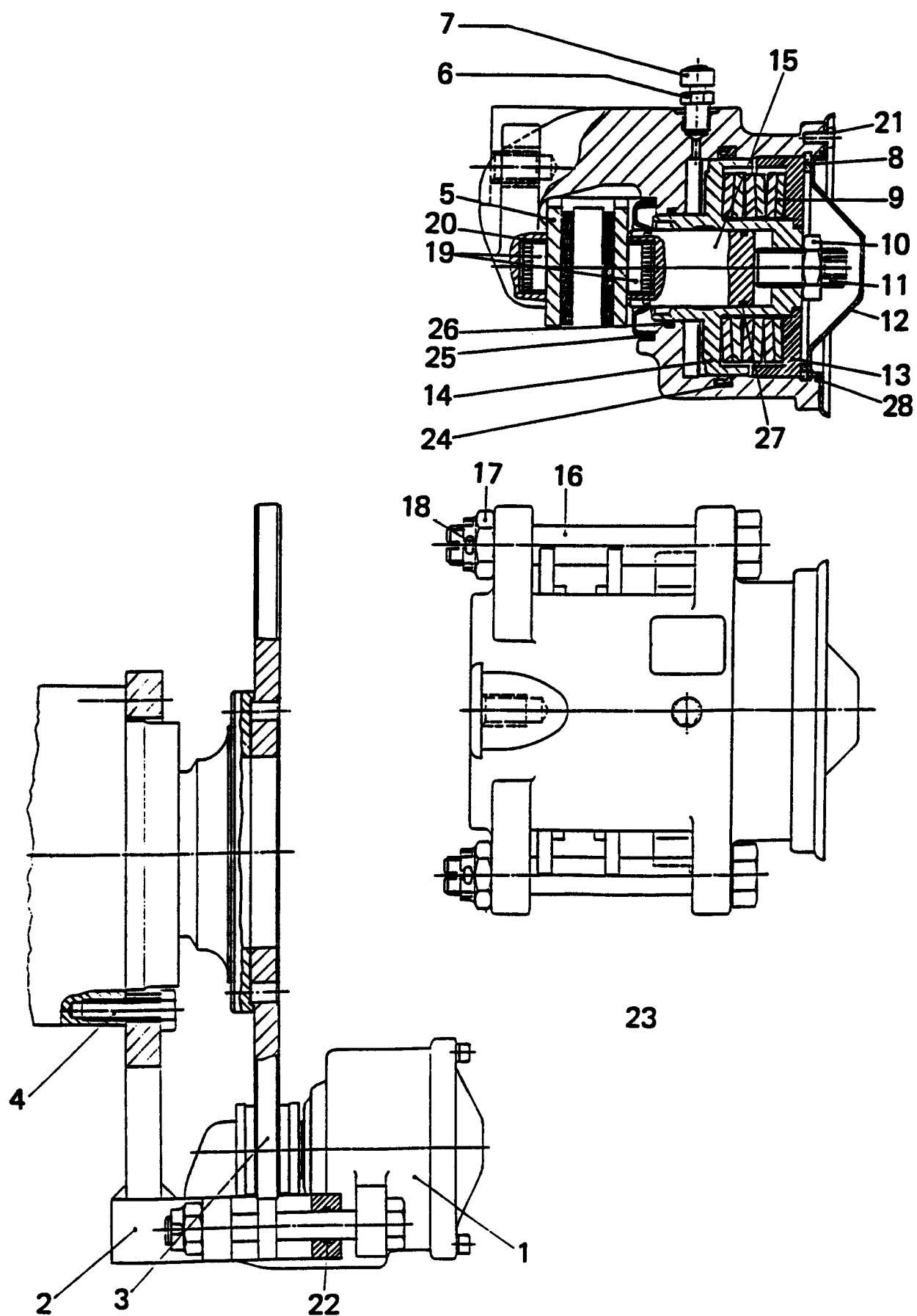
Reservdelar - Spare parts

40

135

1450

1450	Utgåva Issue		Bild nr Picture No		Drivhjulsbroms					Drive wheel brake	
	980615		15492								
	Pos. Fig.	Antal/Quantity			Art nr Part No	Benämning	Description	Sats Kit	Anmärkning Notes		
		9235 62. 0011	9235 62. 0012								
0020	1	40	40		923636.0057	Skruv	Screw		NOT USED		
0040	2	10	10		923468.0193	Bromsskiva	Brake disc				
0060	3	10	10		923468.0194	Bromsskiva	Brake disc				
0080	4	2	2		923636.0058	Kolv	Piston				
0100	5	2	2		923468.0306	Kolvtätning	Piston seal				
0120	6	2	2		923468.0307	Kolvtätning	Piston seal				
0140	7	2	2		923468.0198	O-ring	O-ring				
0160	8	2	2		923468.0454	O-ring	O-ring				
0180	9	2	2		923636.0059	Hus	Housing				
0200	10	2	2		923468.0455	Hus	Housing				
0220	11	2	2		923436.0775	Tätning	Seal				
0240	12	32	32		923468.0189	Skruv	Screw				
0260	13	8	8		923468.0203	Plugg	Plug				
0280	14	8	8		923468.0204	Tätningsring	Seal ring				
0300	15	2	2		923468.0205	Skruv	Screw				
0320	16	4	4		923468.0206	Tätningsring	Seal ring				
0340	17	2	2		923468.0207	Luftningsnippel	Air venting nipple				
0360	18	24	24		923468.0208	Rör	Pipe				
0380	19	24	24		923764.0288	Skruv	Screw				
0400	20										
0420	21	24	24		923468.0211	Fjäder	Spring				
0440	22	4	4		923636.0060	Smörjnippel	Lubricant nipple				
0460	23	4	4		923468.0204	Tätningsring	Seal ring				



Reservdelar - Spare parts

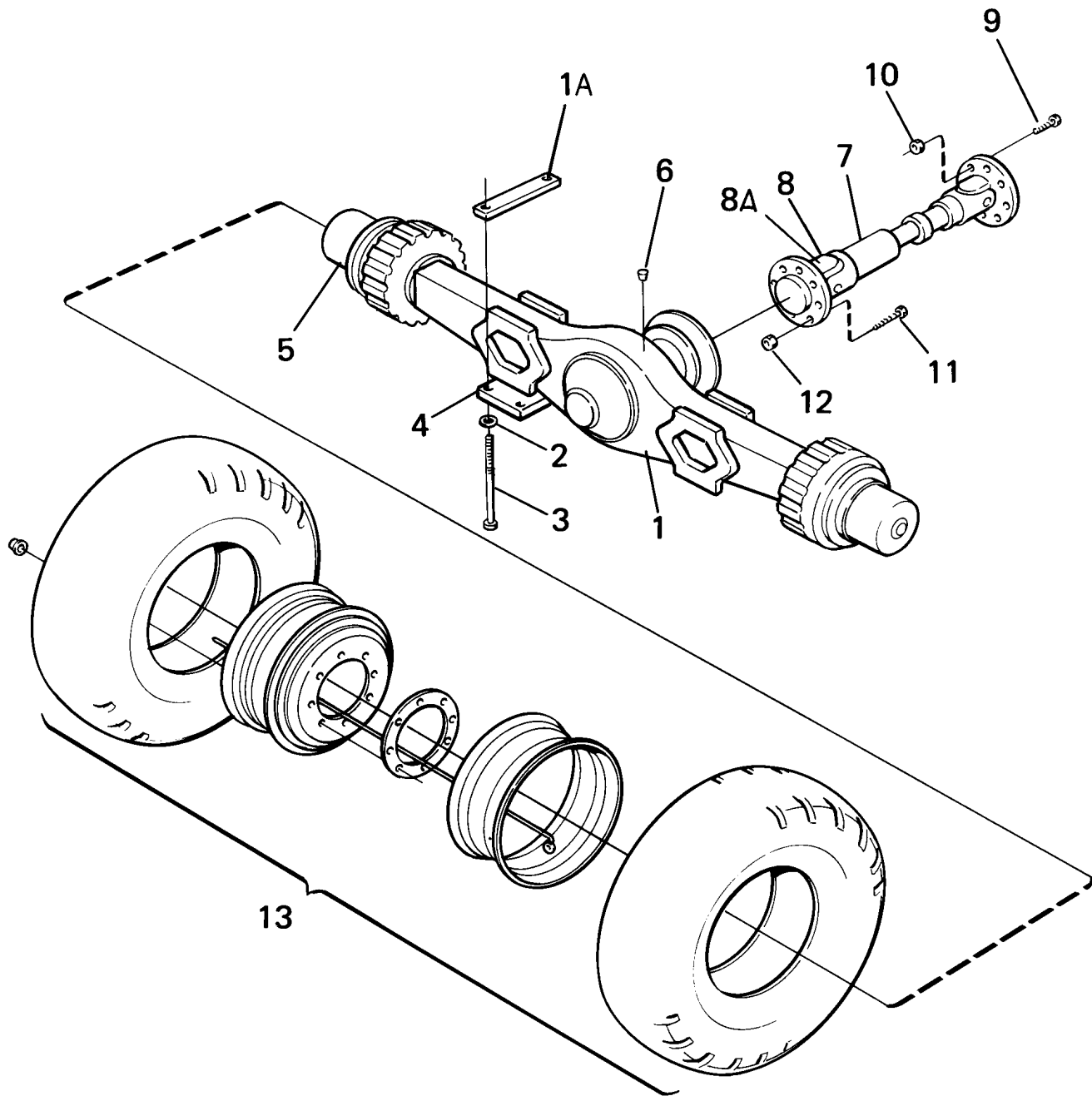
40

137

1500

1500

Utgåva Issue		Bild nr Picture No		Parkeringsbroms		Parking brake		
980615		16261						
Pos. Fig.	Antal/Quantity			Art nr Part No	Benämning	Description	Sats Kit	Anmärkning Notes
	9235 62. 0011	9235 62. 0012						
0020	1	1	1	923468.0234	Broms	Brake		
0040	2	1	1	923468.0543	Bromsarm	Brake lever		
0060	3	1	1	923468.0236	Bromsskiva	Brake disc		
0080	4	12	12	923468.0237	Skruv	Screw		
0100	5	2	2	923468.0238	Bromsback	Brake shoe		
0120	6	1	1	923468.0239	Luftningsnippel	Air venting nipple		
0140	7	1	1	923468.0240	Dammskydd	Dust shield		
0160	8	1	1	923468.0241	Låsring	Lock ring		
0180	9	1	1	923468.0242	Fjädersats	Spring pack		
0200	10	1	1	923468.0243	Mutter	Nut		
0220	11	1	1	923468.0244	Pinne	Pin		
0240	12	1	1	923458.0821	Lock	Cover		
0260	13	1	1	923468.0246	Ring	Ring		
0280	14	1	1	923468.0247	Kolv	Piston		
0300	15	1	1	923636.0197	Tryckstång	Push rod		
0320	16	2	2	923468.0249	Skruv	Screw		
0340	17	2	2	923468.0250	Kronmutter	Castle nut		
0360	18	2	2	923458.0822	Sprint	Peg		
0380	19	2	2	923636.0118	Magnet	Solenoid		
0400	20	2	2	923636.0119	Ring	Ring		
0420	21	3	3	923636.0120	Skruv	Screw		
0440	22	2	2	923458.0820	O-ring	O-ring		
0460	23	1	1	923636.0195	Rep.sats	Repair kit		
0480	24	1	1		•Ring	•Ring		
0500	25	1	1		•Tätning	•Seal		
0520	26	1	1		•Ring	•Ring		
0540	27	1	1		•O-ring	•O-ring		OR 27,3 X 2,4
0560	28	1	1		•O-ring	•O-ring		OR 90 X 2,5



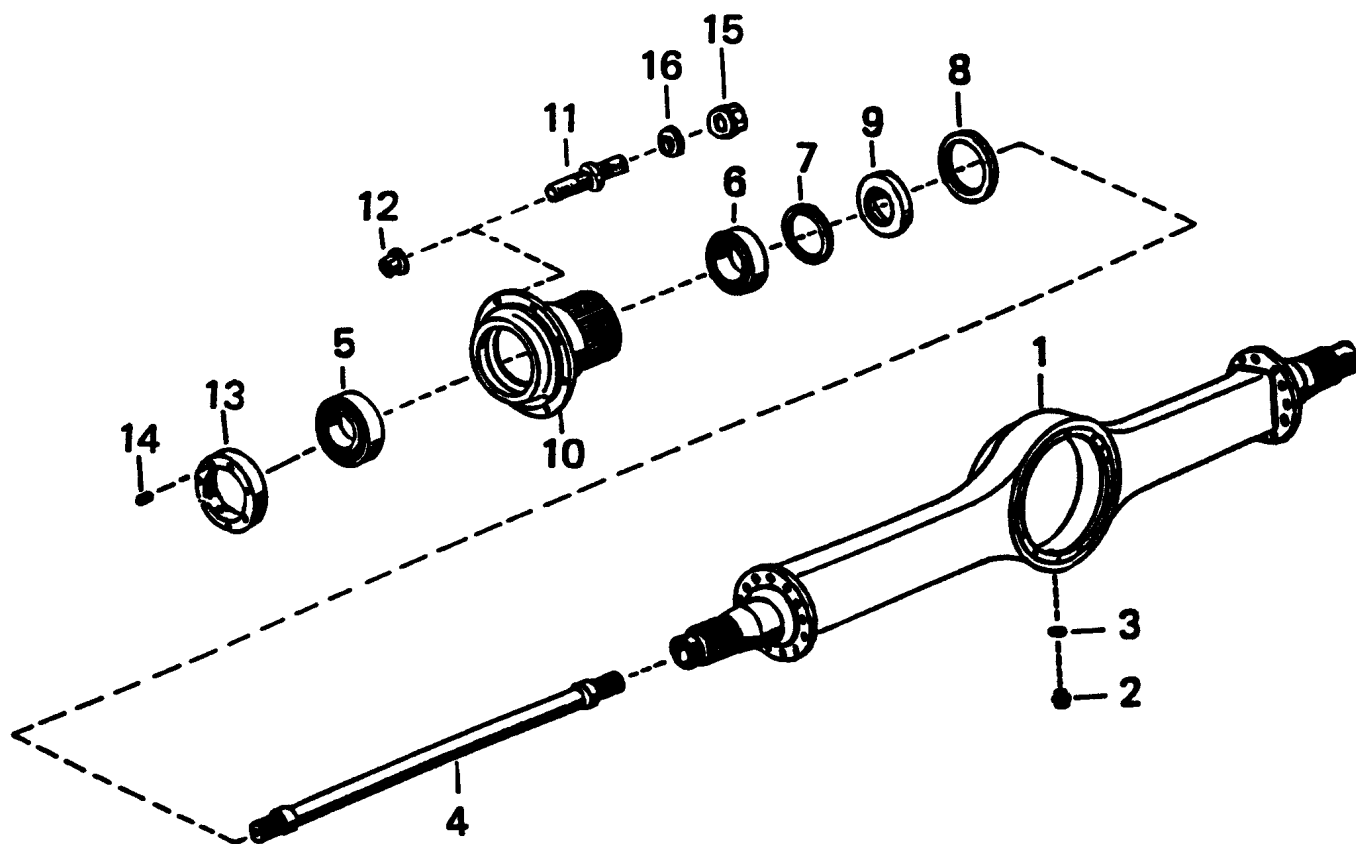
Reservdelar - Spare parts

40

139

1510

1510	Utgåva Issue		Bild nr Picture No		Drivaxel Kessler, montering och kardanaxel 459137.0500		Drive shaft Kessler mounting and Universal drive shaft,459137.0500		
	Pos. Fig.	Antal/Quantity			Art nr Part No	Benämning	Description	Sats Kit	Anmärkning Notes
0020	1	1			459137.0500	Drivaxel	Drive axle		RITNING/DRAWING KESSLER EXTRA BRED/ EXTRA WIDE SEE GR 40, PAGE 141
0030		1			923562.0013				
0031									
0032									
0040	1A	4			A10381.0100	Överfall	Cap		UNDRE/LOWER
0060	2	8			923657.0009	Låsbricka	Lock washer		
0080	3	8			920467.033	Skruv	Screw		
0100	4	2			A05276.0100	Fäste	Bracket		
0120	5	1			923562.0013	Drivaxel	Drive axle		VOLVO TD61AW,TD71AW, TD630ME VOLVO TWD730ME PERKINS
0400	6	1			922785.0008	Luftningsnippel	Air venting nipple		
0420	7	1			921064.0006	Kardanaxel	Universal drive shaft		
0440									
0460		1			921064.0013	Kardanaxel	Universal drive shaft		VOLVO PERKINS
0480		1			921064.0008	Kardanaxel	Universal drive shaft		
0500	8	2			921597.0001	•Knutkors	•Spider		
0510	8A	2			923349.0827	•Flänsgaffel	•Flange fork		
0520	9	8			99062	Skruv	Screw		SEE GR 40, PAGE 201
0540		8			920133.057	Skruv	Screw		
0560	10	8			4738	Mutter	Nut		
0580	11	8			920133.057	Skruv	Screw		
0600	12	8			4738	Mutter	Nut		
0620	13					Drivhjul	Drive wheel		



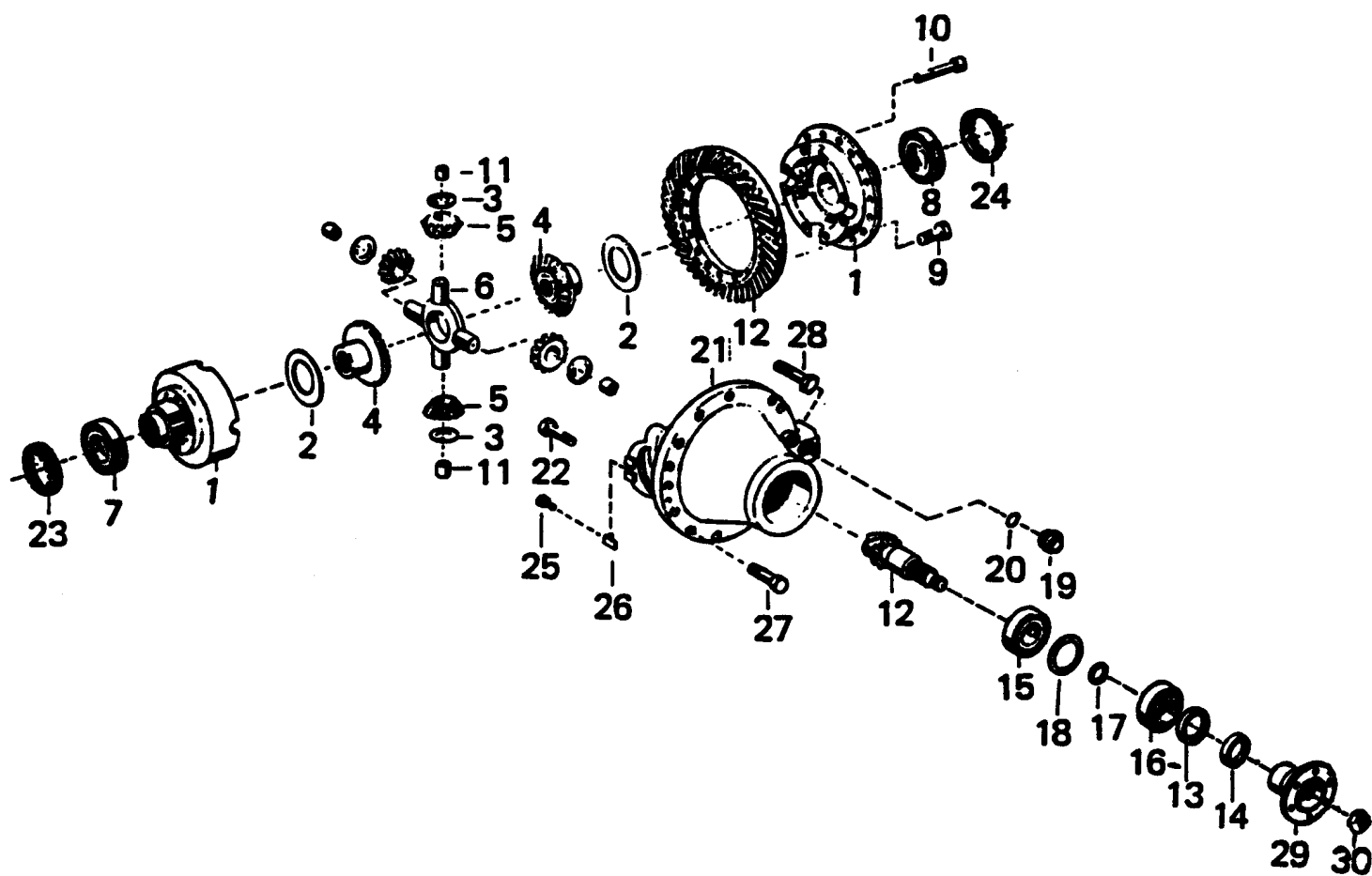
Reservdelar - Spare parts

40

141

1515

Utgåva Issue		Bild nr Picture No		Drivaxelkåpa		Drive shaft casing		
980615		15491						
Pos. Fig.	Antal/Quantity			Art nr Part No	Benämning	Description	Sats Kit	Anmärkning Notes
1	1 1 1			923562.0013 923636.0122	Drivaxel Drivaxelkåpa Fäste	Drive axle Drive axle casing Bracket		FOR DRIVE AXLE,LOWER, SEE GR 40, PAGE 139
2	1			923468.0232	Plugg	Plug		
3	1			923468.0230	Tätning	Seal ring		
4	2			923636.0123	Insticksaxel	Insert shaft		
5	2			923468.0156	Kullager	Ball bearing		
6	2			923468.0157	Kullager	Ball bearing		
7	2			923468.0158	Ring	Ring		
8	4			923468.0159	Tätning	Seal		
9	2			923468.0160	Distansring	Spacer ring		
10	2			923636.0054	Nav	Hub		
11	20			923636.0065	Hjulbult	Wheel bolt		
12	20			923468.0163	Hjulknut	Wheel nut		
13	2			923468.0541	Mutter	Nut		
14	2			923468.0542	Stift	Pin		
15	20			923636.0055	Mutter	Nut		
16	20			923636.0056	Distans	Spacer		



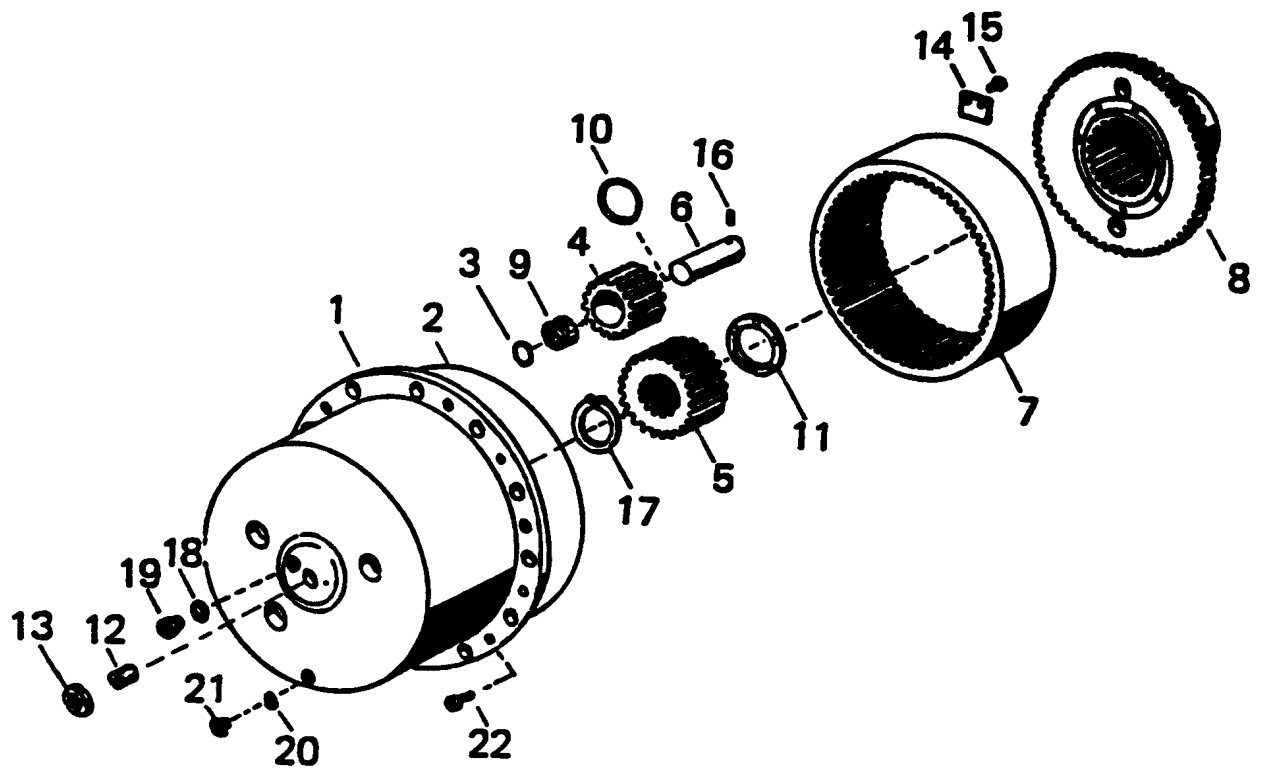
Reservdelar - Spare parts

40

143

1520

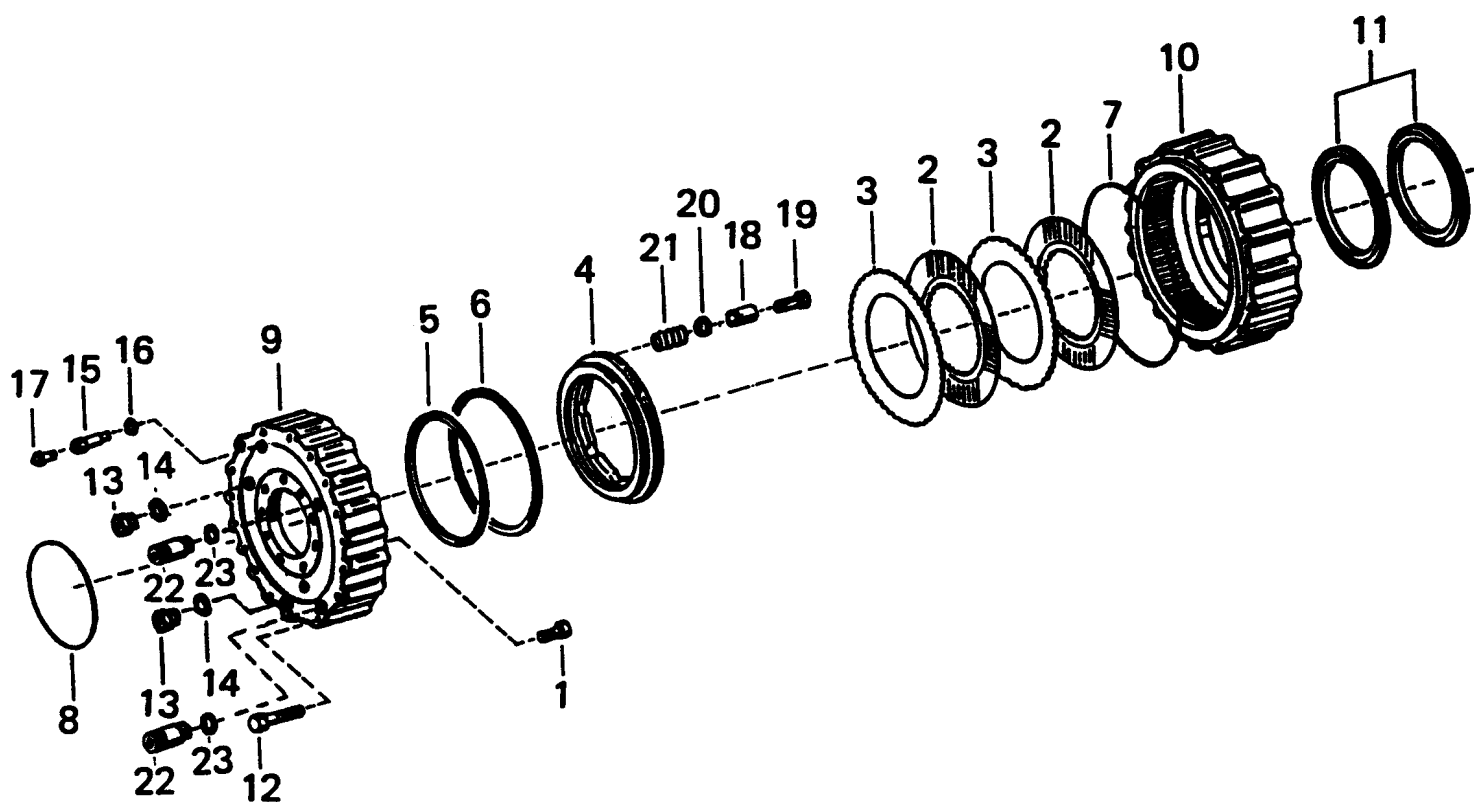
1520	Utgåva Issue		Bild nr Picture No		Drivaxelväxel		Differential carrier				
	980615		15434								
	Pos. Fig.	Antal/Quantity			Art nr Part No	Benämning	Description	Sats Kit	Anmärkning Notes		
0020		1			923468.0513	Drivaxelväxel	Differential carrier		KPL		
0040	1	1			923468.0164	Hus	Housing		SATS/KIT		
0060	2	2			923468.0165	Platta	Plate				
0080	3	4			923458.0818	Tryckbricka	Thrust washer				
0100	4	2			923468.0167	Differentialdrev	Differential gear				
0120	5	4			923468.0168	Differentialdrev	Differential gear				
0140	6	1			923468.0169	Differentialkors	Differential spider				
0160	7	1			923468.0170	Kullager	Ball bearing				
0180	8	1			921196.0001	Rullager	Roller bearing				
0200	9	16			923468.0171	Skruv	Screw				
0220	10	8			923468.0172	Skruv	Screw				
0240	11	4			923468.0173	Bussning	Bushing				
0260	12	1			923468.0174	Kronhjul och pinjong	Crown wheel and pinion		SATS/KIT		
0280	13	1			923468.0176	Tätning	Seal				
0300	14	1			923468.0176	Tätning	Seal				
0320	15	1			923468.0177	Kullager	Ball bearing				
0340	16	1			97019	Kullager	Ball bearing				
0360	17	1			923468.0179	Distansring	Spacer ring				
0380	18	1			923468.0180	Distansring	Spacer ring				
0400	19	1			923468.0181	Plugg	Plug				
0420	20	1			923468.0182	Tätningarring	Seal ring				
0440	21	1			923468.0183	Hus	Housing				
0460	22	4			923468.0184	Skruv	Screw				
0480	23	1			923468.0185	Ställmutter	Bearing adjuster				
0500	24	1			923468.0186	Ställmutter	Bearing adjuster				
0520	25	2			923468.0187	Skruv	Screw				
0540	26	2			923468.0188	Låsplatta	Locking plate				
0560	27	14			923468.0171	Skruv	Screw				
0580	28	2			923468.0189	Skruv	Screw				
0600	29	1			923468.0190	Fläns	Flange				
0620	30	1			923468.0191	Mutter	Nut				



Reservdelar - Spare parts
40
145

1525

1525	Utgåva Issue		Bild nr Picture No		Planetväxel					Planetary gear		
	980615		15435									
	Pos. Fig.	Antal/Quantity			Art nr Part No	Benämning	Description	Sats Kit		Anmärkning Notes		
0020	1	1			923636.0061	Planethus	Planet case					
0040	2	2			923636.0358	O-ring	O-ring					
0060	3	8			923468.0214	O-ring	O-ring					
0080	4	8			923468.0215	Planethjul	Planet wheel					
0100	5	2			923468.0216	Solhjul	Sun gear					
0120	6	8			923468.0217	Axel	Shaft					
0140	7	2			923468.0218	Drev	Gear					
0160	8	2			923468.0219	Nav	Hub					
0180	9	24			923468.0220	Nål,metall	Pin,metal					
0200	10	16			923468.0221	Bricka	Washer					
0220	11	2			923468.0222	Ring	Ring					
0240	12	2			923468.0223	Ställskruv	Set screw					
0260	13	2			923468.0224	Mutter	Nut					
0280	14	6			923468.0225	Låsplatta	Locking plate					
0300	15	12			923468.0226	Skruv	Screw					
0320	16	6			923468.0227	Pinne	Pin					
0340	17	2			923468.0228	Spårring	Retaining ring					
0360	18	2			923468.0229	Tätningssring	Seal ring					
0380	19	2			923468.0231	Plugg	Plug					
0400	20	2			923468.0230	Tätningssring	Seal ring					
0420	21	2			923468.0232	Plugg	Plug					
0440	22	12			923468.0233	Skruv	Screw					



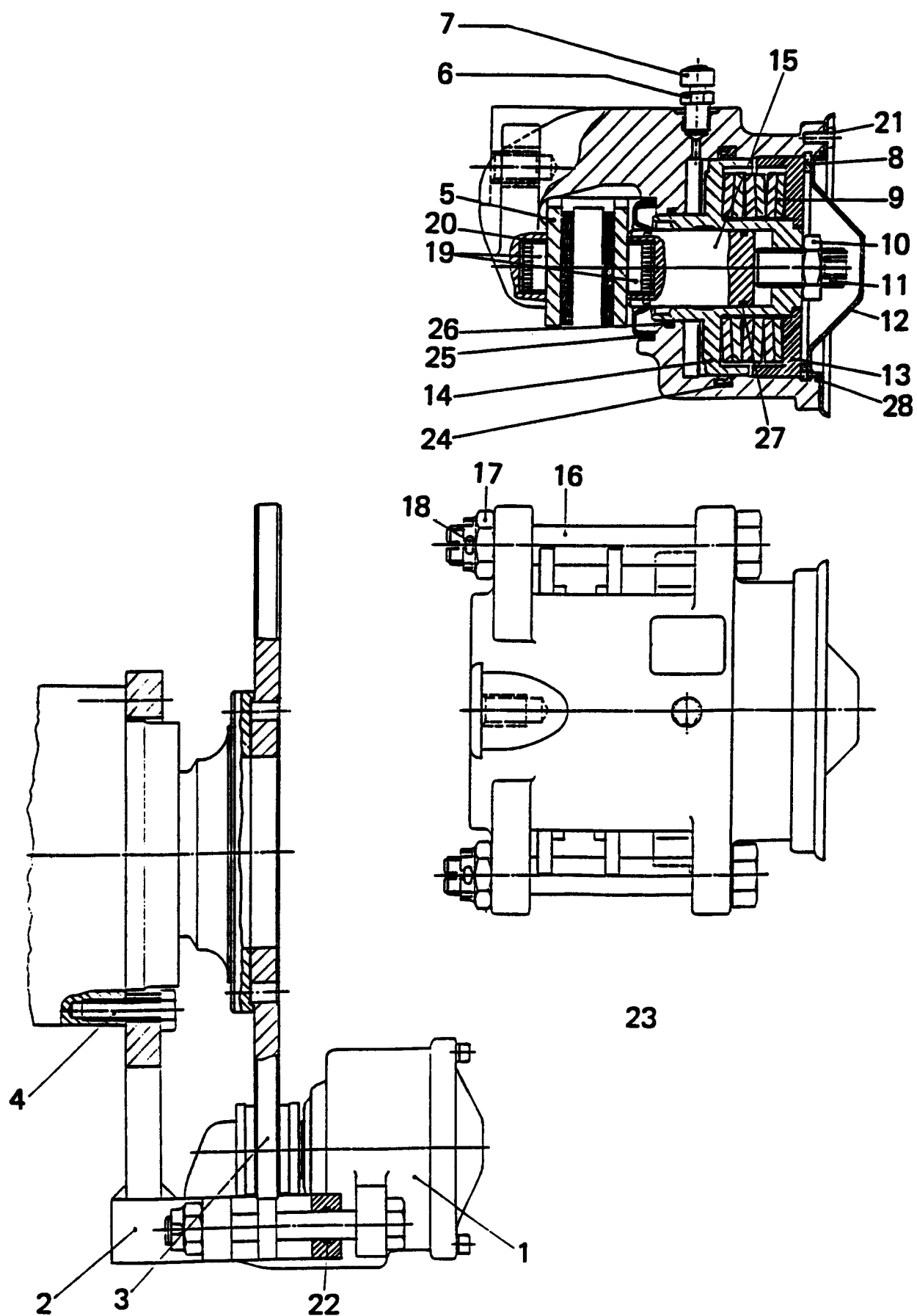
Reservdelar - Spare parts

40

147

1530

1530	Utgåva Issue		Bild nr Picture No		Drivhjulsbroms					Drive wheel brake	
	980615		15492								
	Pos. Fig.	Antal/Quantity			Art nr Part No	Benämning	Description	Sats Kit	Anmärkning Notes		
0020	1	24			923636.0057	Skruv	Screw				
0040	2	10			923468.0193	Bromsskiva	Brake disc				
0060	3	10			923468.0194	Bromsskiva	Brake disc				
0080	4	2			923636.0058	Kolv	Piston				
0100	5	2			923468.0306	Kolvtätning	Piston seal				
0120	6	2			923468.0307	Kolvtätning	Piston seal				
0140	7	2			923468.0198	O-ring	O-ring				
0160	8	2			923468.0454	O-ring	O-ring				
0180	9	2			923636.0059	Hus	Housing				
0200	10	2			923468.0455	Hus	Housing				
0220	11	2			923436.0775	Tätning	Seal				
0240	12	32			923468.0189	Skruv	Screw				
0260	13	8			923468.0203	Plugg	Plug				
0280	14	8			923468.0204	Tätningsring	Seal ring				
0300	15	2			923468.0205	Skruv	Screw				
0320	16	4			923468.0206	Tätningsring	Seal ring				
0340	17	2			923468.0207	Luftningsnippel	Air venting nipple				
0360	18	24			923468.0208	Rör	Pipe				
0380	19	24			923764.0288	Skruv	Screw				
0400	20	24			923468.0544	Platta	Plate				
0420	21	24			923468.0211	Fjäder	Spring				
0440	22	4			923636.0060	Smörjnippel	Lubricant nipple				
0460	23	4			923468.0204	Tätningsring	Seal ring				



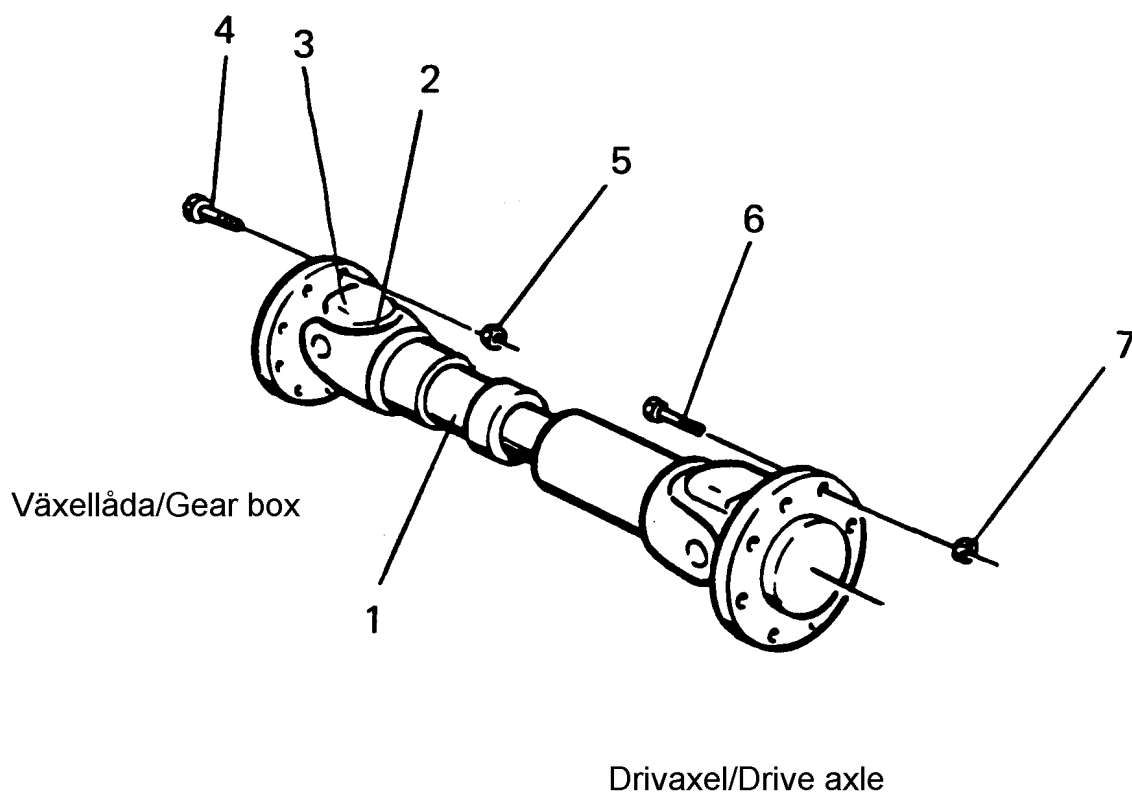
Reservdelar - Spare parts

40

149

1535

1535	Utgåva Issue		Bild nr Picture No		Parkeringsbroms		Parking brake		
	980615		16261						
	Pos. Fig.	Antal/Quantity			Art nr Part No	Benämning	Description	Sats Kit	Anmärkning Notes
0020	1	1			923468.0234	Broms	Brake		
0040	2	1			923468.0543	Bromsarm	Brake lever		
0060	3	1			923468.0236	Bromsskiva	Brake disc		
0080	4	12			923468.0237	Skruv	Screw		
0100	5	2			923468.0238	Bromsback	Brake shoe		
0120	6	1			923468.0239	Luftningsnippel	Air venting nipple		
0140	7	1			923468.0240	Dammskydd	Dust shield		
0160	8	1			923468.0241	Låsring	Lock ring		
0180	9	1			923468.0242	Fjädersats	Spring pack		
0200	10	1			923468.0243	Mutter	Nut		
0220	11	1			923468.0244	Pinne	Pin		
0240	12	1			923636.0196	Lock	Cover		
0260	13	1			923468.0246	Ring	Ring		
0280	14	1			923468.0247	Kolv	Piston		
0300	15	1			923636.0197	Tryckstång	Push rod		
0320	16	2			923468.0249	Skruv	Screw		
0340	17	2			923468.0250	Kronmutter	Castle nut		
0360	18	2			923468.0251	Sprint	Peg		
0380	19	2			923636.0118	Magnet	Solenoid		
0400	20	2			923636.0119	Ring	Ring		
0420	21	3			923636.0120	Skruv	Screw		
0440	22	2			923458.0820	O-ring	O-ring		
0460	23	1			923636.0195	Rep.sats	Repair kit		
0480	24	1				•Ring	•Ring		
0500	25	1				•Tätning	•Seal		
0520	26	1				•Ring	•Ring		
0540	27	1				•O-ring	•O-ring		OR 27,3 X 2,4
0560	28	1				•O-ring	•O-ring		OR 90 X 2,5



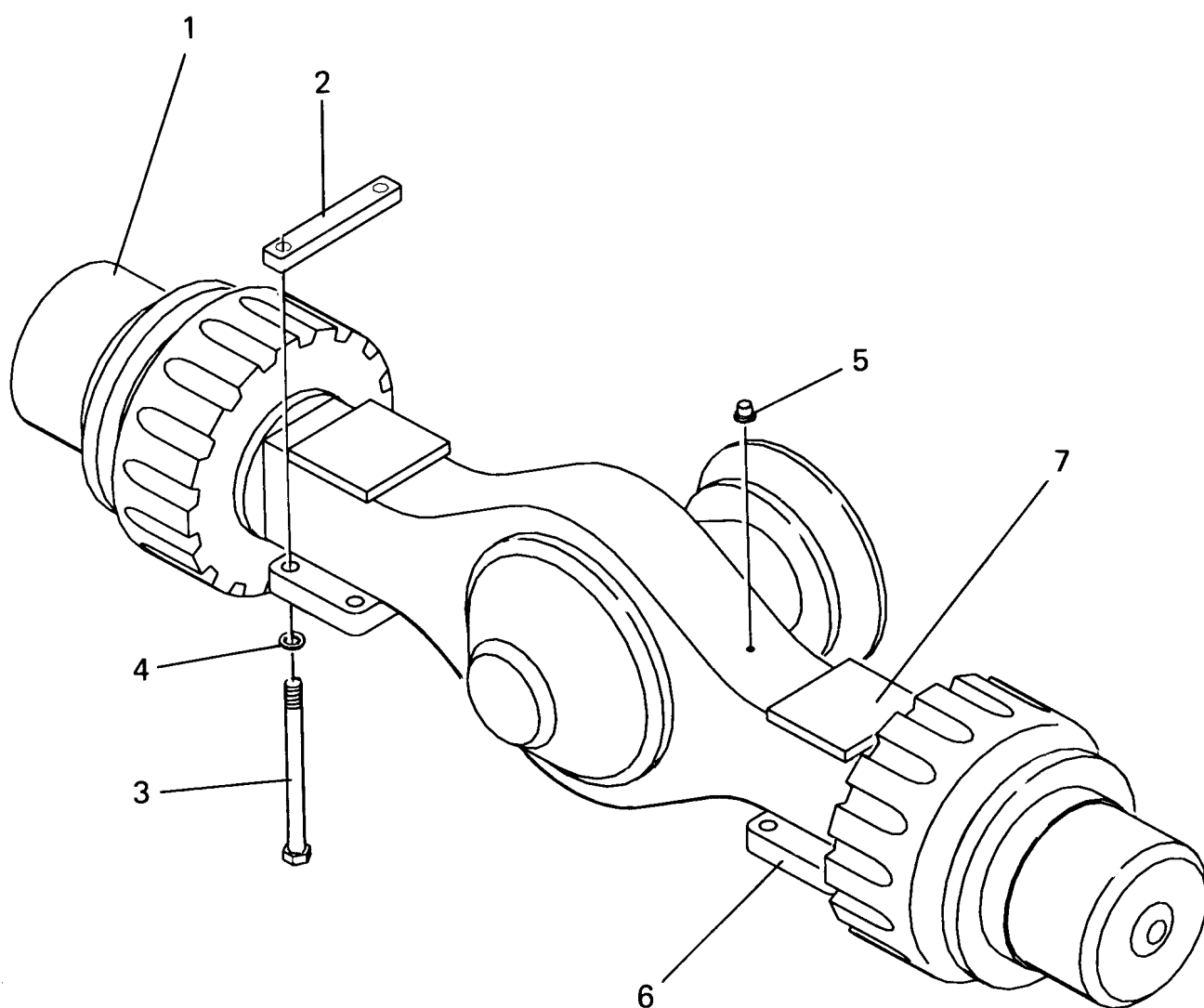
Reservdelar - Spare parts

40

151

1540

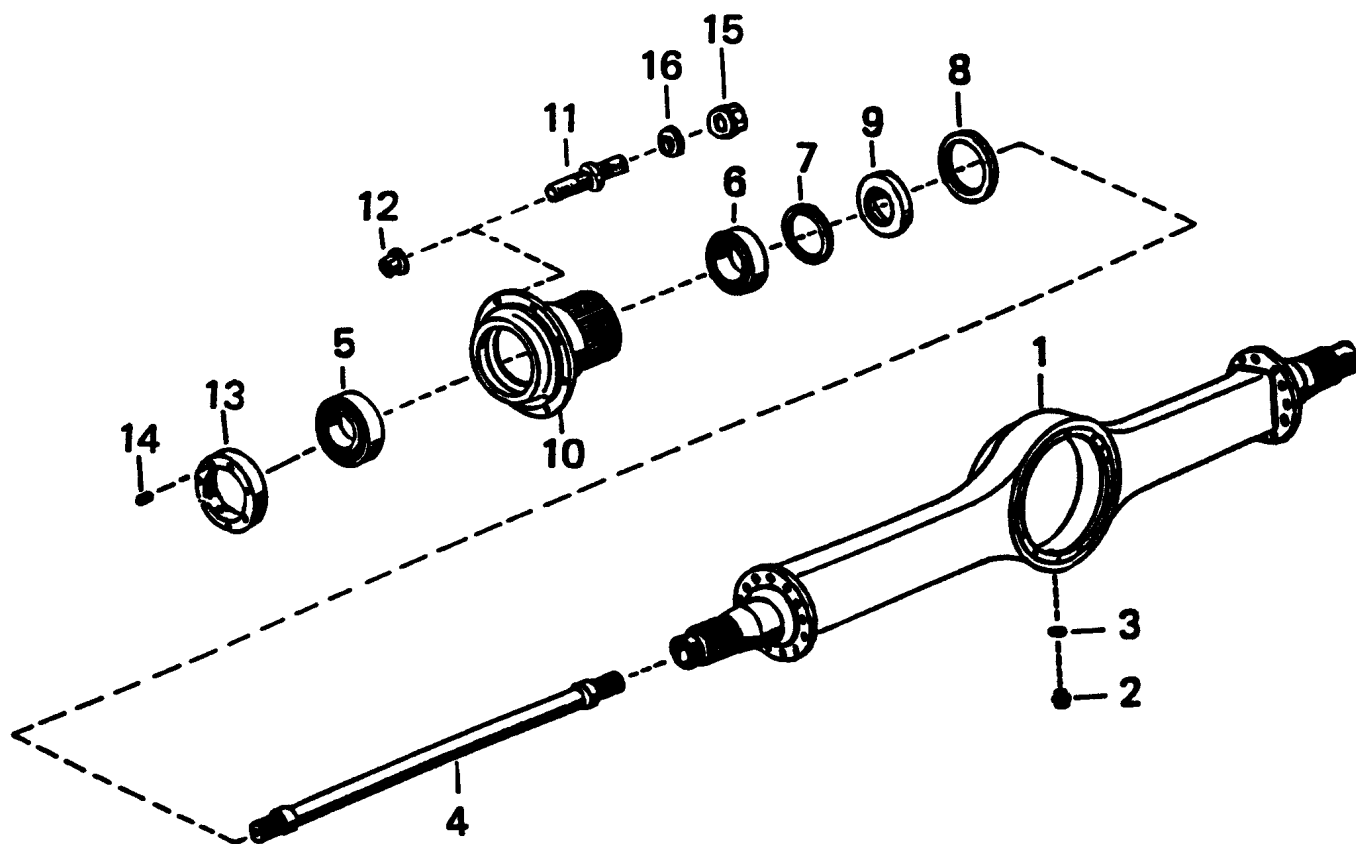
1540	Utgåva Issue		Bild nr Picture No		Kardanaxel 921064.0006,.0008,.0013		Universal drive shaft 921064.0006,.0008,.0013		
	980615		22630						
	Pos. Fig.	Antal/Quantity			Art nr Part No	Benämning	Description	Sats Kit	Anmärkning Notes
0020	1	1			921064.0006	Kardanaxel	Universal drive shaft		FÖR/FOR VOLVO TD61AW, TD630ME UTAN/WITHOUT FLEXPLATES,TD71AW OCH /AND PERKINS 1006.6 - CLARK 28000 FOR VOLVO TD630ME MED /WITH FLEXPLATES, TWD730ME,TWD731ME FÖR/FOR PERKINS 1006.6 - CLARK 18000 FÖR/FOR VOLVO TD61AW, TD630ME,TD71AW, TWD730ME,TWD731ME FÖR/FOR PERKINS
0040									
0041									
0046									
0047									
0060		1			921064.0013	Kardanaxel	Universal drive shaft		
0061									
0065									
0080		1			921064.0008	Kardanaxel	Universal drive shaft		
0081									
0100	2	2			921597.0001	•Knutkors	•Spider		
0120	3	2			923349.0827	•Flänsgeffel	•Flange fork		
0140	4	8			99062	Skruv	Screw		
0160									
0180									
0200		8			920133.057	Skruv	Screw		
0220	5	8			4738	Mutter	Nut		
0240	6	8			920133.057	Skruv	Screw		
0260	7	8			4738	Mutter	Nut		



Reservdelar - Spare parts
40
153

1550

1550	Utgåva Issue		Bild nr Picture No		Drivaxel Kessler, montering 459137.1200, .1300		Drive axle Kessler, mounting 459137.1200, .1300		
	Pos. Fig.	Antal/Quantity			Art nr Part No	Benämning	Description	Sats Kit	Anmärkning Notes
		4591 37. 1200	4591 37. 1300						
0020		-			459137.1200	Drivaxel	Drive axle		MONTERING MONTERING KESSLER STD SEE GR 40, PAGE 155
0040		-			459137.1300	Drivaxel	Drive axle		
0060	1	1	1		923562.0030	Drivaxel	Drive axle		
0080									
0100	2	4	4		436019.0100	Överfall	Cap		L=310
0120	3	8	8		921491.0002	Skruv	Screw		
0160	4	8	8		923657.0001	Låsbricka	Lock washer		
0180	5	1	1		922785.0008	Luftningsnippel	Air venting nipple		UNDRE/LOWER ÖVRE/UPPER
0200	6	2	2		923458.0815	Fäste	Bracket		
0220	7	2	2		923468.0546	Fäste	Bracket		



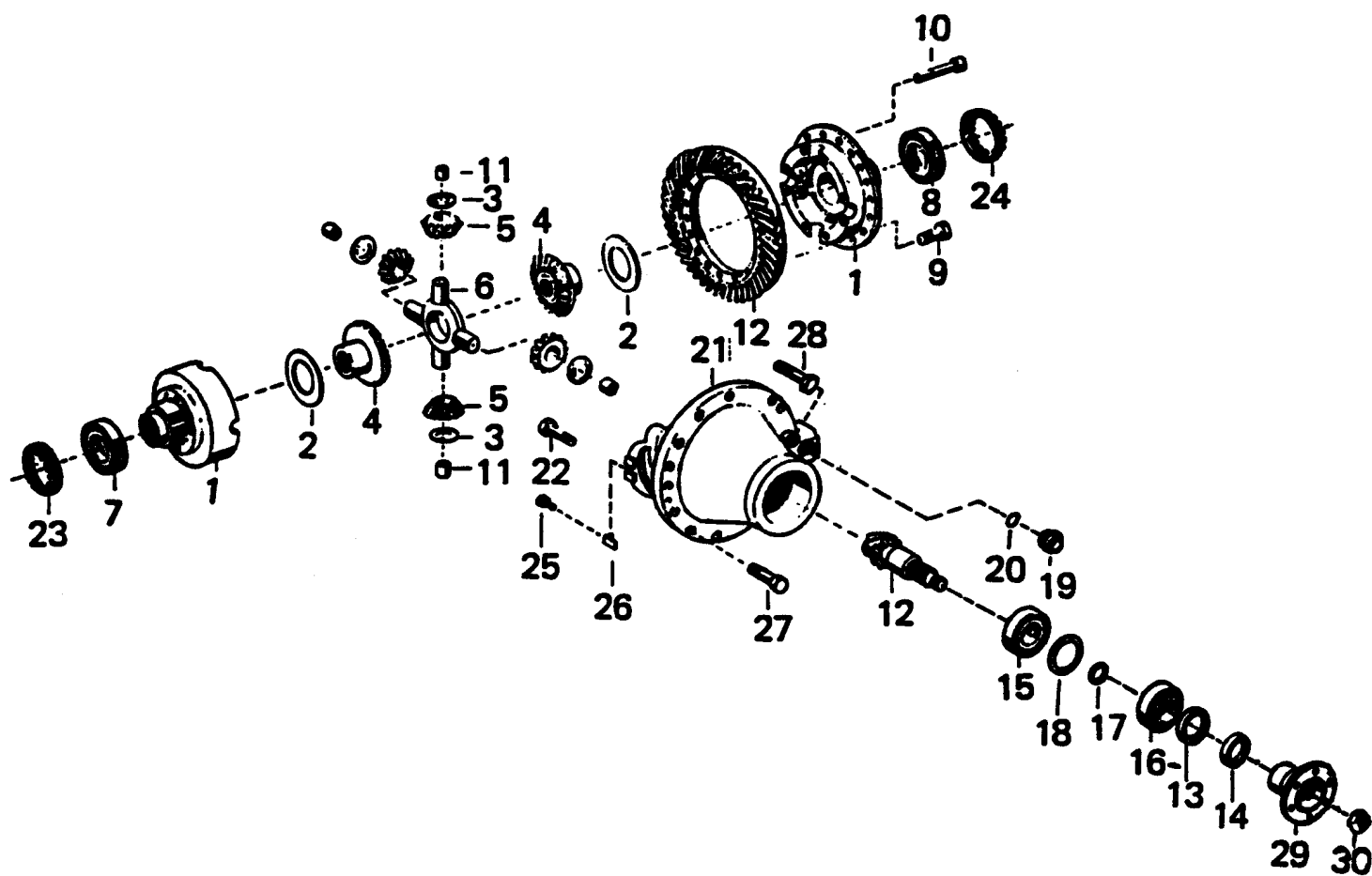
Reservdelar - Spare parts

40

155

1551

Utgåva Issue		Bild nr Picture No		Drivaxelkåpa		Drive shaft casing		
980615		15491						
Pos. Fig.	Antal/Quantity			Art nr Part No	Benämning	Description	Sats Kit	Anmärkning Notes
	9235 62. 0030							
1	1			923562.0030	Drivaxel	Drive axle		KPL STD FOR DRIVE AXLE,UPPER SEE GR 40, PAGE 153 FOR DRIVE AXLE,LOWER SEE GR 40, PAGE 153
	1			923736.0687	Drivaxelkåpa	Drive axle casing		
	2				Fäste	Bracket		
	2				Fäste	Bracket		
2	1			923468.0153	Plugg	Plug		
3	1			923468.0154	Tätningsring	Seal ring		
4	2			923468.0155	Insticksaxel	Insert shaft		
5	2			923468.0156	Kullager	Ball bearing		
6	2			923468.0157	Kullager	Ball bearing		
7	2			923468.0158	Ring	Ring		
8	4			923468.0159	Tätning	Seal		
9	2			923468.0160	Distansring	Spacer ring		
10	2			923636.0054	Nav	Hub		
11	20			923636.0065	Hjulbult	Wheel bolt		
12	20			923468.0163	Hjulmutter	Wheel nut		
13	2			923636.0435	Mutter	Nut		
14	2			9028.452	Skruv	Screw		
15	20			923636.0055	Mutter	Nut		
16	20			923636.0056	Distans	Spacer		



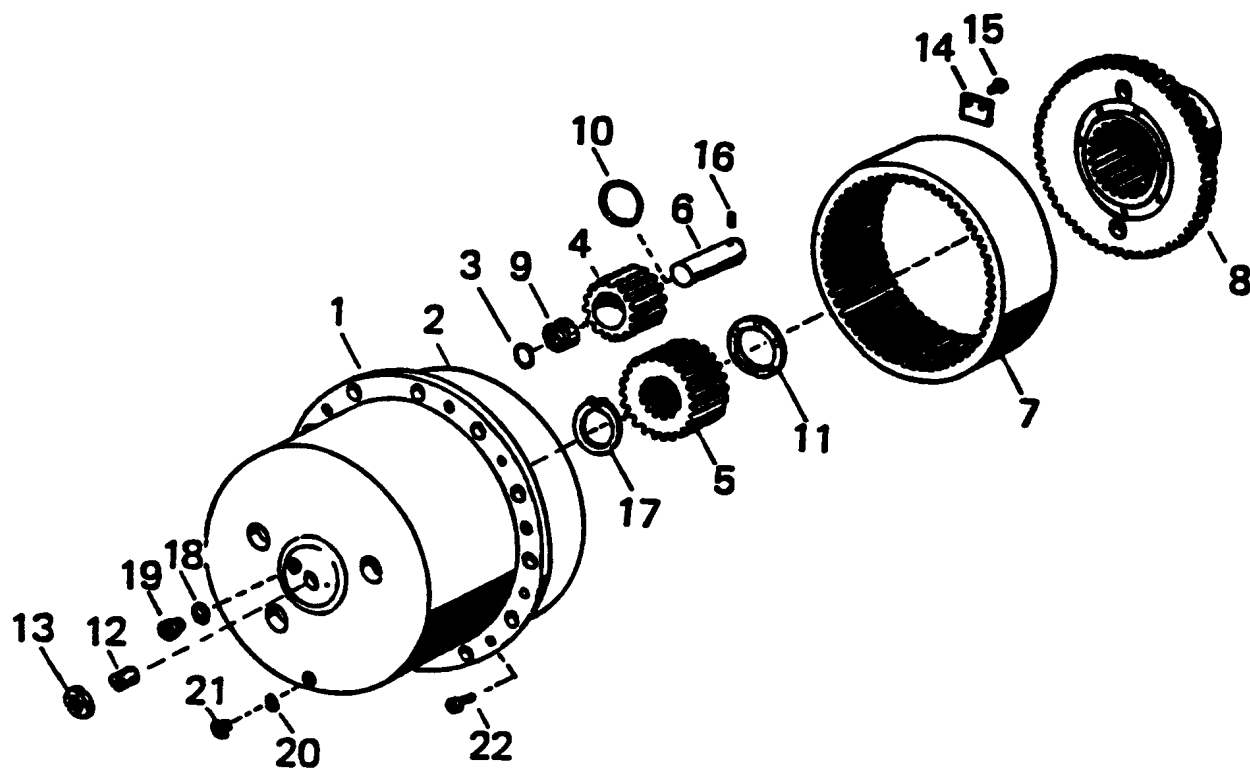
Reservdelar - Spare parts

40

157

1552

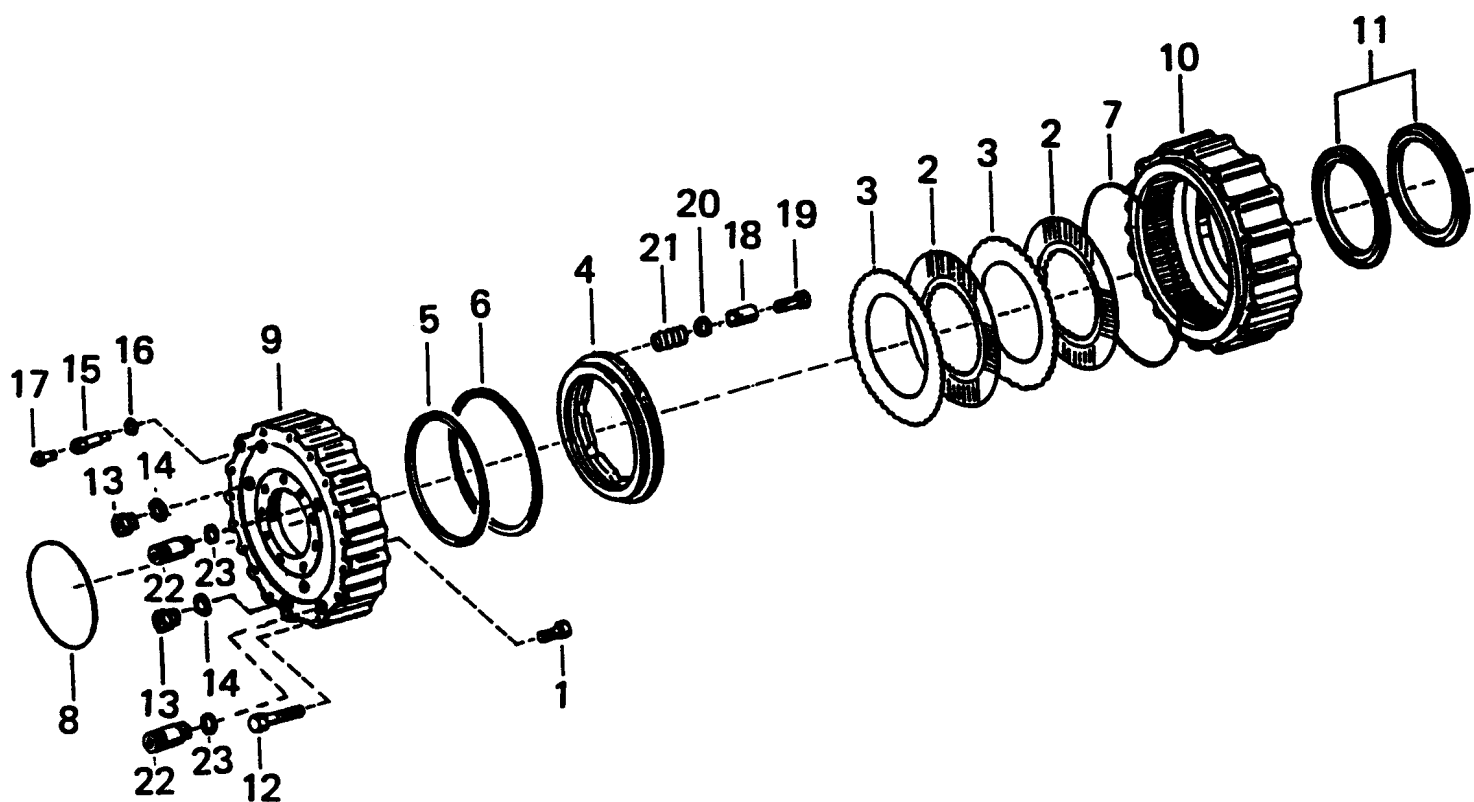
1552	Utgåva Issue		Bild nr Picture No		Drivaxelväxel		Differential carrier		
	980615		15434						
	Pos. Fig.	Antal/Quantity			Art nr Part No	Benämning	Description	Sats Kit	Anmärkning Notes
		9235 62. 0030							
0020		1			923736.0709	Drivaxelväxel	Differential carrier		KPL SATS/KIT
0040	1	1			923458.0816	Hus	Housing		
0060	2	2			923458.0817	Tryckbricka	Thrust washer		
0080	3	4			923458.0818	Tryckbricka	Thrust washer		
0100	4	2			923468.0167	Differentialdrev	Differential gear		
0120	5	4			923468.0168	Differentialdrev	Differential gear		
0140	6	1			923468.0169	Differentialkors	Differential spider		
0160	7	1			921196.0001	Rullager	Roller bearing		
0180	8	1			923468.0170	Lager	Bearing		
0200	9	16			923468.0171	Skruv	Screw		
0220	10	8			923468.0172	Skruv	Screw		
0240	11	4			923468.0173	Bussning	Bushing		
0260	12	1			923468.0174	Kronhjul och pinjong	Crown wheel and pinion		SATS/KIT
0280	13	1			923468.0176	Tätning	Seal		NOT USED
0300	14								
0320	15	1			923468.0177	Kullager	Ball bearing		
0340	16	1			97019	Lager	Bearing		
0360	17	1			923468.0179	Distansring	Spacer ring		
0380	18	1			923468.0180	Distansring	Spacer ring		
0400	19	1			923468.0181	Plugg	Plug		
0420	20	1			923468.0182	Tätningarring	Seal ring		
0440	21	1			923468.0183	Hus	Housing		
0460	22	4			923468.0184	Skruv	Screw		
0480	23	1			923468.0185	Ställmutter	Bearing adjuster		
0500	24	1			923468.0186	Ställmutter	Bearing adjuster		
0520	25	2			923468.0187	Skruv	Screw		
0540	26	2			923468.0188	Låsplatta	Locking plate		
0560	27	14			923468.0171	Skruv	Screw		
0580	28	2			923468.0189	Skruv	Screw		
0600	29	1			923468.0190	Fläns	Flange		1600MM
0620	30	1			923468.0191	Mutter	Nut		



Reservdelar - Spare parts
40
159

1553

Utgåva Issue		Bild nr Picture No		Planetväxel		Planetary gear		
980615		15435						
Pos. Fig.	Antal/Quantity			Art nr Part No	Benämning	Description	Sats Kit	Anmärkning Notes
	9235 62. 0030							
1	2			923636.0061	Planethus	Planet case		
2	2			923636.0358	O-ring	O-ring		
3	8			923468.0214	O-ring	O-ring		
4	8			923468.0215	Planethjul	Planet wheel		
5	2			923468.0216	Solhjul	Sun gear		
6	8			923468.0217	Axel	Shaft		
7	2			923468.0218	Drev	Gear		
8	2			923736.0686	Nav	Hub		
9	24			923727.0583	Nållager	Needle bearing		
10	16			923468.0221	Bricka	Washer		
11	2			923468.0222	Ring	Ring		
12	2			923468.0223	Ställskruv	Set screw		
13	2			923468.0224	Mutter	Nut		
14	6			923636.0451	Låsbleck	Securing plate		
15	12			923468.0226	Skruv	Screw		
16	8			923468.0227	Pinne	Pin		
17	2			923468.0228	Spårring	Retaining ring		
18	2			923636.0455	Tätningsring	Seal ring		
19	2			923468.0393	Plugg	Plug		
20	2			923727.0589	Tätningsring	Seal ring		
21	2			923468.0153	Plugg	Plug		
22	12			923727.0590	Skruv	Screw		



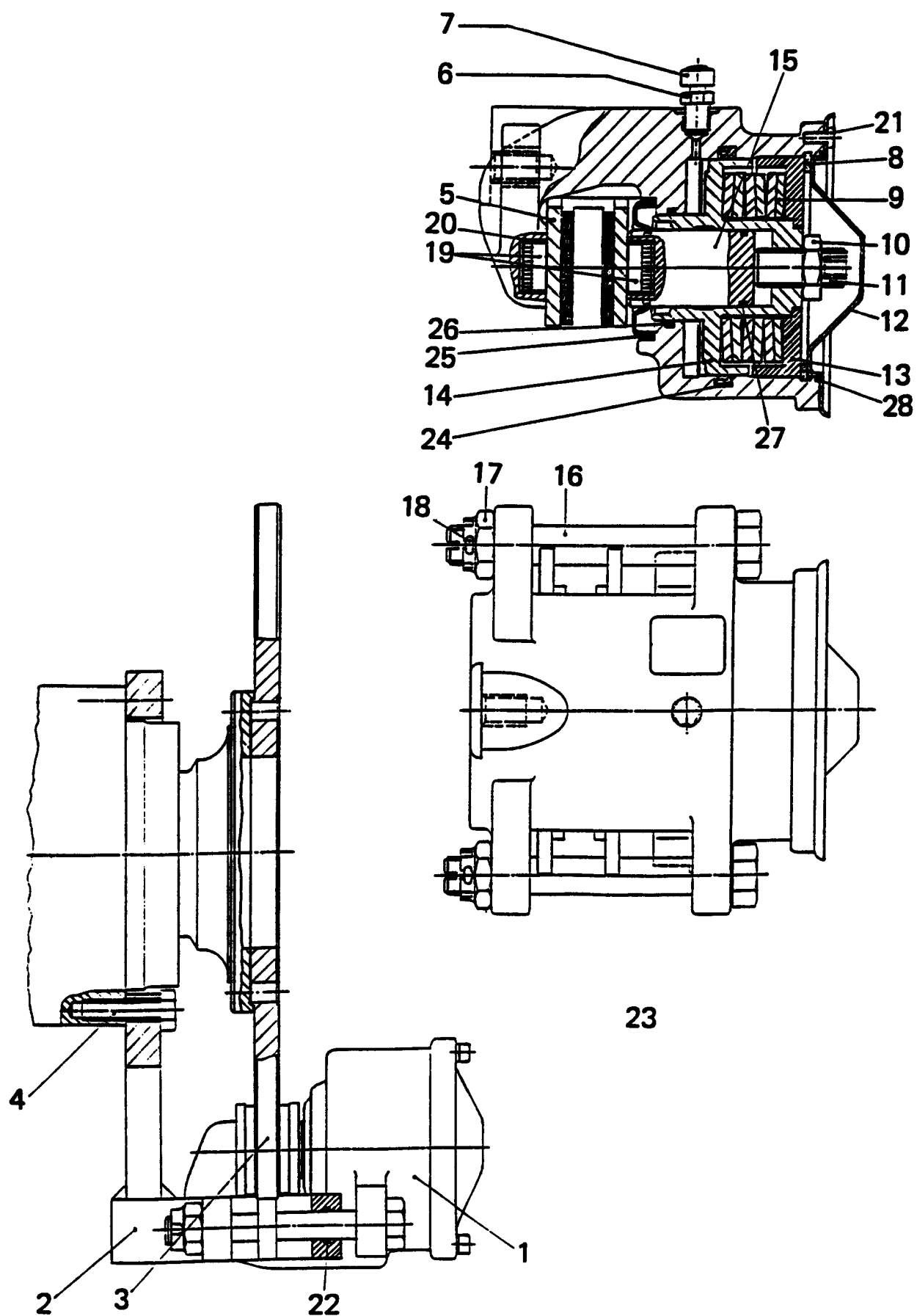
Reservdelar - Spare parts

40

161

1554

1554	Utgåva Issue		Bild nr Picture No		Drivhjulsbroms					Drive wheel brake	
	980615		15492								
	Pos. Fig.	Antal/Quantity			Art nr Part No	Benämning	Description	Sats Kit	Anmärkning Notes		
		9235 62. 0030									
0020	1	40			923636.0057	Skruv	Screw		NOT USED		
0040	2	10			923468.0193	Bromsskiva	Brake disc				
0060	3	10			923468.0194	Bromsskiva	Brake disc				
0080	4	2			923636.0058	Kolv	Piston				
0100	5	2			923468.0306	Kolvtätning	Piston seal				
0120	6	2			923468.0307	Kolvtätning	Piston seal				
0140	7	2			923468.0198	O-ring	O-ring				
0160	8	2			923468.0454	O-ring	O-ring				
0180	9	2			923636.0059	Hus	Housing				
0200	10	2			923468.0455	Hus	Housing				
0220	11	2			923436.0775	Tätning	Seal				
0240	12	32			923468.0189	Skruv	Screw				
0260	13	4			923468.0203	Plugg	Plug				
0280	14	4			923727.0556	Tätningsring	Seal ring				
0300	15	2			923468.0205	Skruv	Screw				
0320	16	2			923727.0558	Tätningsring	Seal ring				
0340	17	2			923468.0207	Luftningsnippel	Air venting nipple				
0360	18	24			923468.0208	Rör	Pipe				
0380	19	24			923764.0288	Skruv	Screw				
0400	20										
0420	21	24			923727.0562	Tryckfjäder	Pressure spring				
0440	22	4			923636.0060	Smörjnippel	Lubricant nipple				
0460	23	4			923727.0556	Tätningsring	Seal ring				



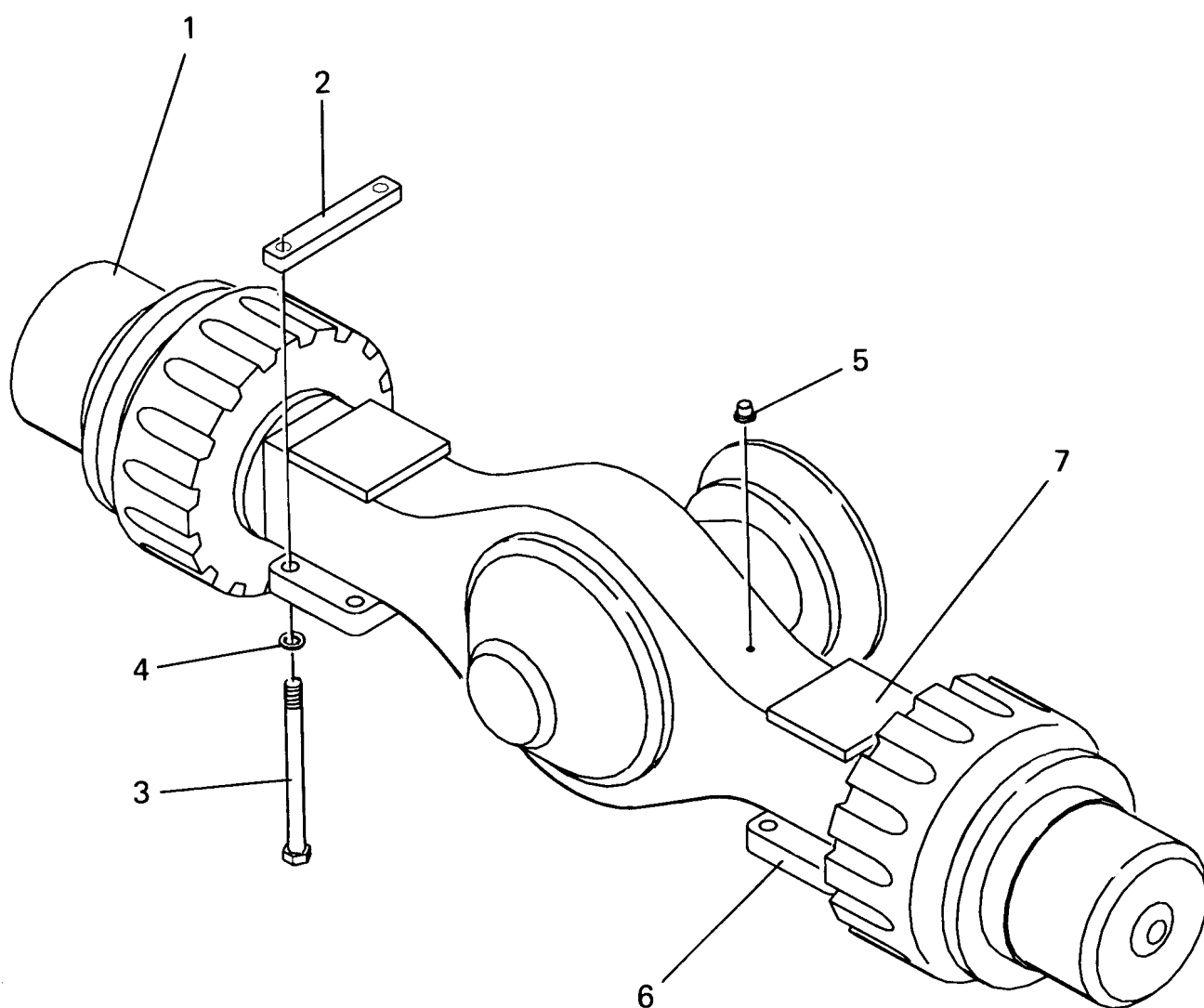
Reservdelar - Spare parts

40

163

1555

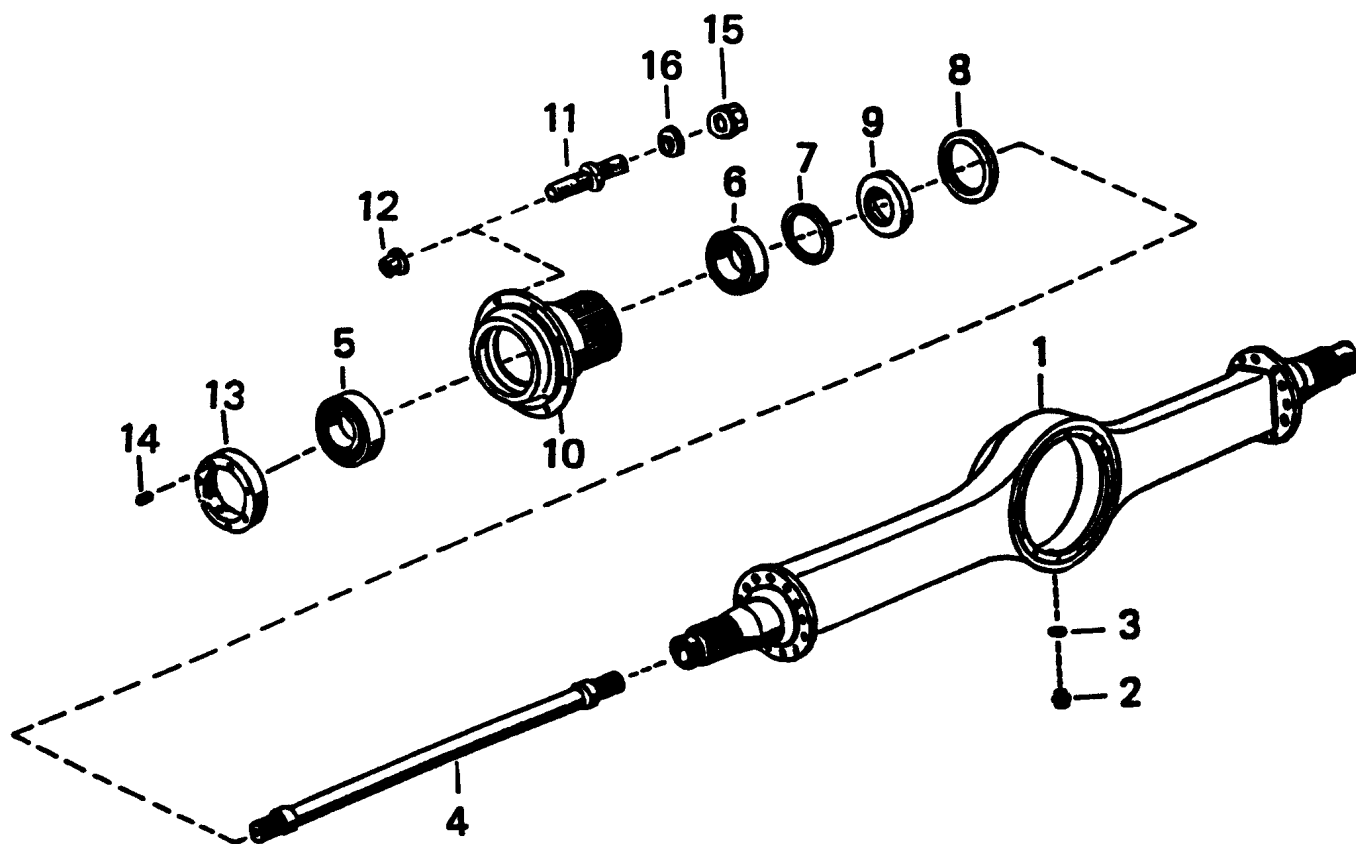
1555	Utgåva Issue		Bild nr Picture No		Parkeringsbroms		Parking brake		
	980615		16261						
	Pos. Fig.	Antal/Quantity			Art nr Part No	Benämning	Description	Sats Kit	Anmärkning Notes
	9235 62. 0030								
0020	1	1			923468.0234	Broms	Brake		
0040	2	1			923468.0543	Bromsarm	Brake lever		
0060	3	1			923468.0236	Bromsskiva	Brake disc		
0080	4	12			920042.030	Skruv	Screw		
0100	5	2			923468.0238	Bromsback	Brake shoe		
0120	6	1			923468.0239	Luftningsnippel	Air venting nipple		
0140	7	1			923468.0240	Dammskydd	Dust shield		
0160	8	1			923468.0241	Låsring	Lock ring		
0180	9	1			923468.0242	Fjädersats	Spring pack		
0200	10	1			923468.0243	Mutter	Nut		
0220	11	1			923468.0244	Pinne	Pin		
0240	12	1			923458.0821	Lock	Cover		
0260	13	1			923468.0246	Ring	Ring		
0280	14	1			923468.0247	Kolv	Piston		
0300	15	1			923636.0197	Tryckstång	Push rod		
0320	16	2			923468.0249	Skruv	Screw		
0340	17	2			923468.0250	Kronmutter	Castle nut		
0360	18	2			923458.0822	Sprint	Peg		
0380	19	2			923636.0118	Magnet	Solenoid		
0400	20	2			923636.0119	Ring	Ring		
0420	21	3			923636.0120	Skruv	Screw		
0440	22	2			923458.0820	O-ring	O-ring		
0460	23	1			923636.0195	Rep.sats	Repair kit		
0480	24	1				•Ring	•Ring		
0500	25	1				•Tätning	•Seal		
0520	26	1				•Ring	•Ring		
0540	27	1				•O-ring	•O-ring		OR 27,3 X 2,4
0560	28	1				•O-ring	•O-ring		OR 90 X 2,5



Reservdelar - Spare parts
40
165

1560

Utgåva Issue		Bild nr Picture No		Drivaxel Kessler, montering		Drive axle Kessler, mounting		
980615		22626		459137.1000, .1100		459137.1000, .1100		
Pos. Fig.	Antal/Quantity			Art nr Part No	Benämning	Description	Sats Kit	Anmärkning Notes
	4591 37. 1000	4591 37. 1100						
1	- 1	- 1		459137.1000 459137.1100 923562.0028	Drivaxel Drivaxel Drivaxel	Drive axle Drive axle Drive axle		MONTERING MONTERING KESSLER STD SEE GR 40, PAGE 167
2	4	4		A08444.0100	Överfall	Cap		L=310
3	8	8		921491.0002	Skruv	Screw		
4	8	8		923657.0001	Låsbricka	Lock washer		
5	1	1		922785.0008	Luftningsnippel	Air venting nipple		UNDRE/LOWER ÖVRE/UPPER
6	2	2		923458.0815	Fäste	Bracket		
7	2	2		923468.0546	Fäste	Bracket		



Reservdelar - Spare parts

40

167

1561

1561

Utgåva
Issue

980615

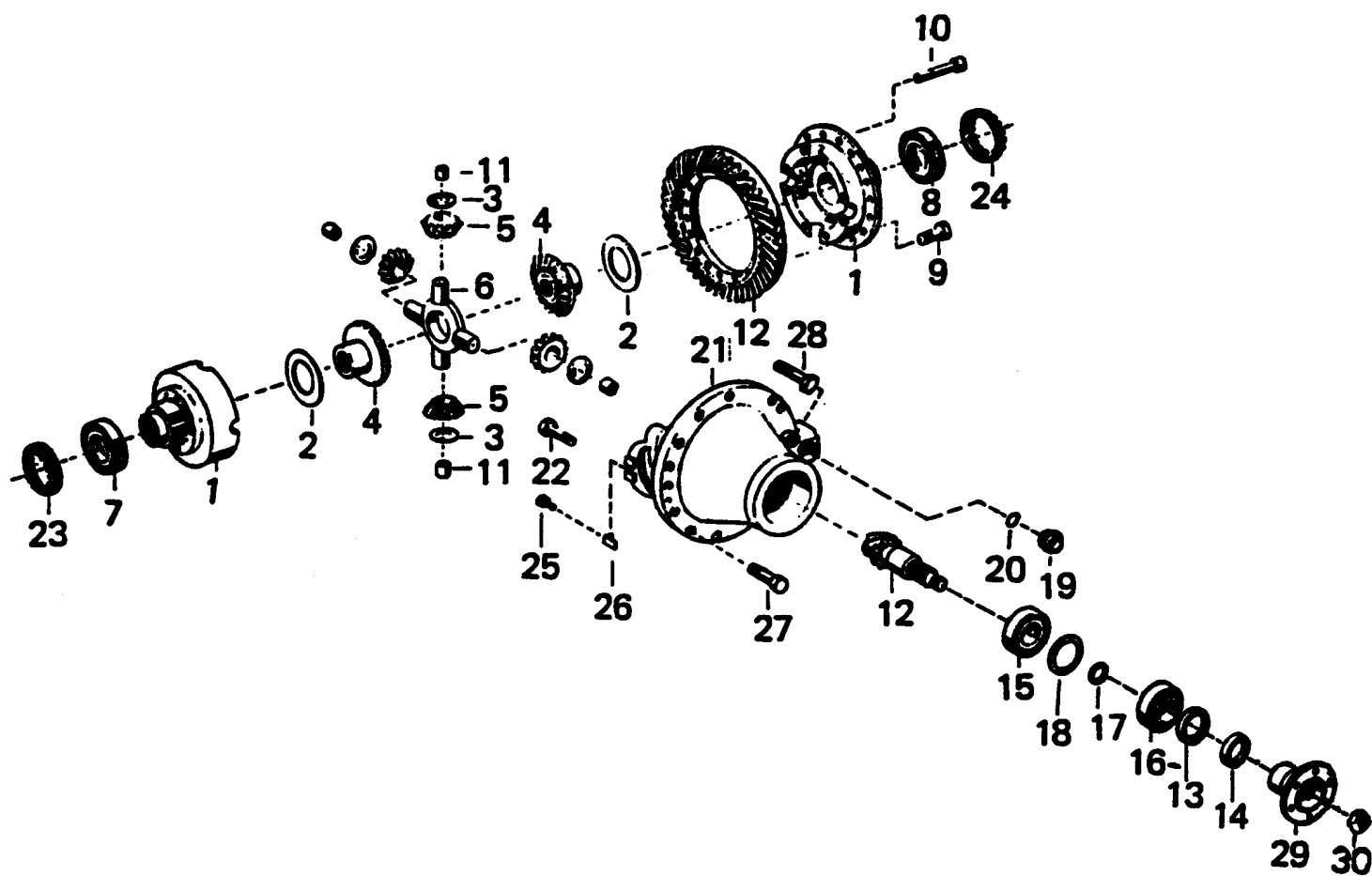
Bild nr
Picture No

15491

Drivaxelkåpa

Drive shaft casing

Pos. Fig.	Antal/Quantity			Art nr Part No	Benämning	Description	Sats Kit	Anmärkning Notes
	9235 62. 0028							
0020	1	1		923562.0028	Drivaxel	Drive axle		KPL STD FOR DRIVE AXLE,UPPER SEE GR 40, PAGE 165 FOR DRIVE AXLE,LOWER SEE GR 40, PAGE 165
0040		1		923736.0688	Drivaxelkåpa	Drive axle casing		
0060		2			Fäste	Bracket		
0080								
0100		2			Fäste	Bracket		
0120								
0140	2	1		923468.0153	Plugg	Plug		
0160	3	1		923468.0154	Tätningsring	Seal ring		
0180	4	2		923468.0599	Insticksaxel	Insert shaft		
0200	5	2		923468.0156	Kullager	Ball bearing		
0220	6	2		923468.0157	Kullager	Ball bearing		
0240	7	2		923468.0158	Ring	Ring		
0260	8	4		923468.0159	Tätning	Seal		
0280	9	2		923468.0160	Distansring	Spacer ring		
0300	10	2		923636.0054	Nav	Hub		
0320	11	20		923636.0065	Hjulbult	Wheel bolt		
0340	12	20		923468.0163	Hjulmutter	Wheel nut		
0360	13	2		923636.0435	Mutter	Nut		
0380	14	2		9028.452	Skruv	Screw		
0400	15	20		923636.0055	Mutter	Nut		
0420	16	20		923636.0056	Distans	Spacer		



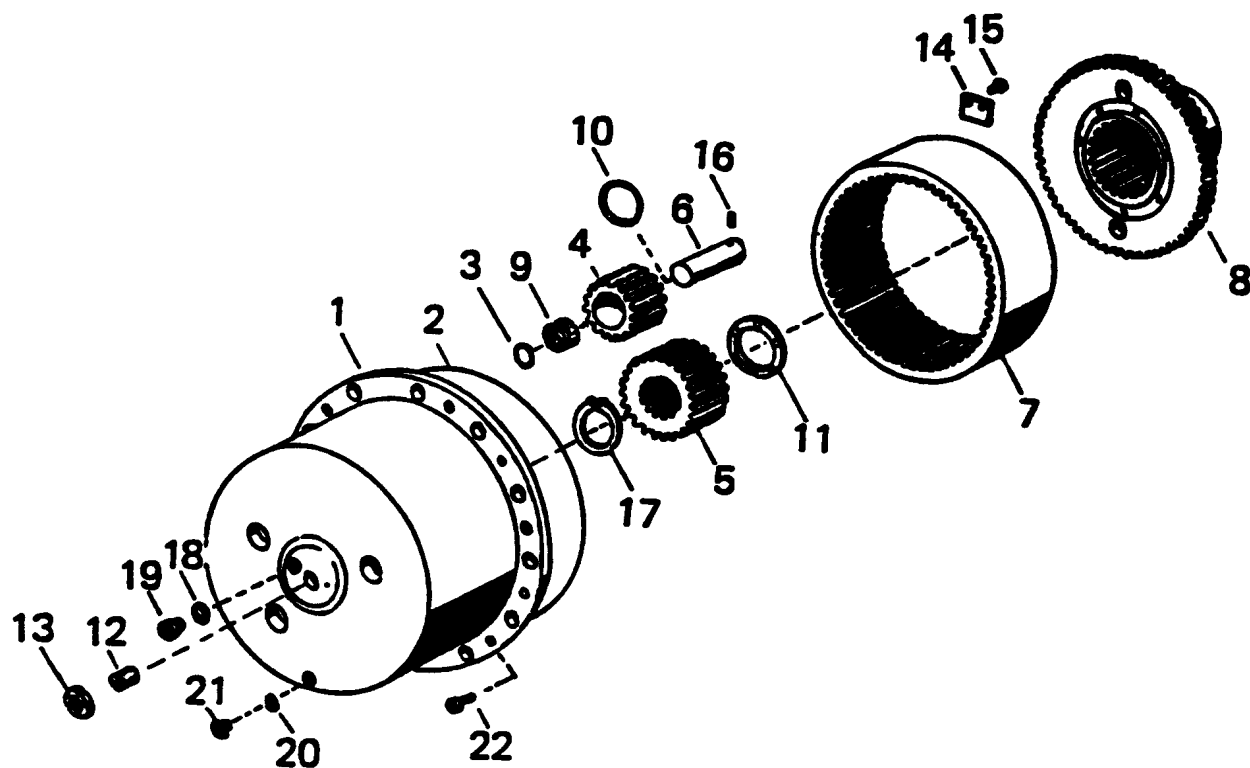
Reservdelar - Spare parts

40

169

1562

1562	Utgåva Issue		Bild nr Picture No		Drivaxelväxel		Differential carrier		
	980615		15434						
	Pos. Fig.	Antal/Quantity			Art nr Part No	Benämning	Description	Sats Kit	Anmärkning Notes
		9235 62. 0028							
0020		1			923736.0708	Drivaxelväxel	Differential carrier		KPL SATS/KIT
0040	1	1			923458.0816	Hus	Housing		
0060	2	2			923458.0817	Tryckbricka	Thrust washer		
0080	3	4			923458.0818	Tryckbricka	Thrust washer		
0100	4	2			923468.0167	Differentialdrev	Differential gear		
0120	5	4			923468.0168	Differentialdrev	Differential gear		
0140	6	1			923468.0169	Differentialkors	Differential spider		
0160	7	1			921196.0001	Rullager	Roller bearing		
0180	8	1			923468.0170	Lager	Bearing		
0200	9	16			923468.0171	Skruv	Screw		
0220	10	8			923468.0172	Skruv	Screw		
0240	11	4			923468.0173	Bussning	Bushing		
0260	12	1			923468.0174	Kronhjul och pinjong	Crown wheel and pinion		SATS/KIT
0280	13	1			923468.0176	Tätning	Seal		NOT USED
0300	14								
0320	15	1			923468.0177	Kullager	Ball bearing		
0340	16	1			97019	Lager	Bearing		
0360	17	1			923468.0179	Distansring	Spacer ring		
0380	18	1			923468.0180	Distansring	Spacer ring		
0400	19	1			923468.0181	Plugg	Plug		
0420	20	1			923468.0182	Tätningarring	Seal ring		
0440	21	1			923468.0183	Hus	Housing		
0460	22	4			923468.0184	Skruv	Screw		
0480	23	1			923468.0185	Ställmutter	Bearing adjuster		
0500	24	1			923468.0186	Ställmutter	Bearing adjuster		
0520	25	2			923468.0187	Skruv	Screw		
0540	26	2			923468.0188	Låsplatta	Locking plate		
0560	27	14			923468.0171	Skruv	Screw		
0580	28	2			923468.0189	Skruv	Screw		
0600	29	1			923468.0190	Fläns	Flange		1600MM
0620	30	1			923468.0191	Mutter	Nut		



Reservdelar - Spare parts

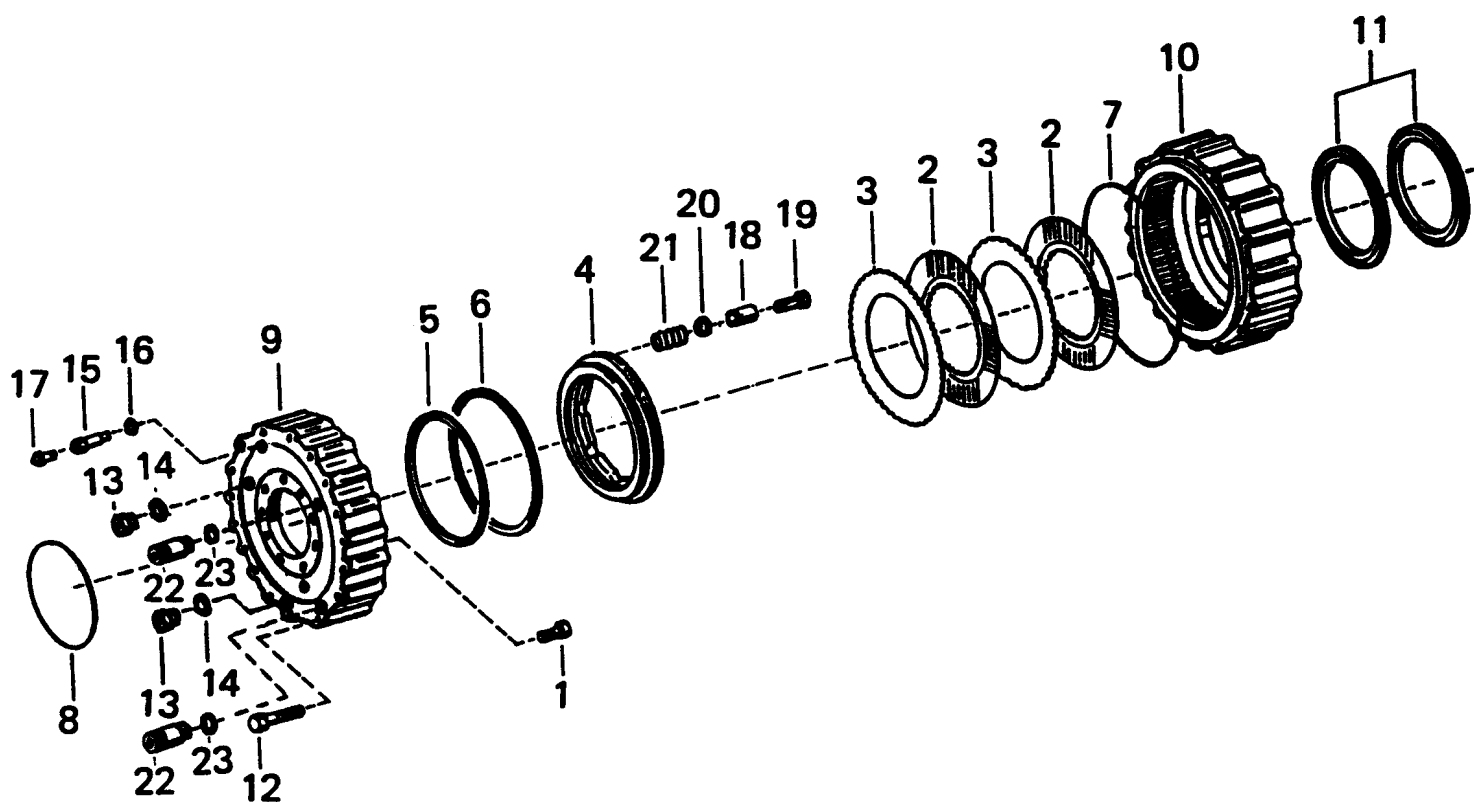
40

171

1563

1563

Utgåva Issue		Bild nr Picture No		Planetväxel		Planetary gear		
980615		15435						
Pos. Fig.	Antal/Quantity			Art nr Part No	Benämning	Description	Sats Kit	Anmärkning Notes
	9235 62. 0028							
0020	1	2		923636.0061	Planethus	Planet case		
0040	2	2		923636.0358	O-ring	O-ring		
0060	3	8		923468.0214	O-ring	O-ring		
0080	4	8		923468.0215	Planethjul	Planet wheel		
0100	5	2		923468.0216	Solhjul	Sun gear		
0120	6	8		923468.0217	Axel	Shaft		
0140	7	2		923468.0218	Drev	Gear		
0160	8	2		923736.0686	Nav	Hub		
0180	9	24		923727.0583	Nållager	Needle bearing		
0200	10	16		923468.0221	Bricka	Washer		
0220	11	2		923468.0222	Ring	Ring		
0240	12	2		923468.0223	Ställskruv	Set screw		
0260	13	2		923468.0224	Mutter	Nut		
0280	14	6		923636.0451	Låsbleck	Securing plate		
0300	15	12		923468.0226	Skruv	Screw		
0320	16	8		923468.0227	Pinne	Pin		
0340	17	2		923468.0228	Spårring	Retaining ring		
0360	18	2		923636.0455	Tätningssring	Seal ring		
0380	19	2		923468.0393	Plugg	Plug		
0400	20	2		923727.0589	Tätningssring	Seal ring		
0420	21	2		923468.0153	Plugg	Plug		
0440	22	12		923727.0590	Skruv	Screw		



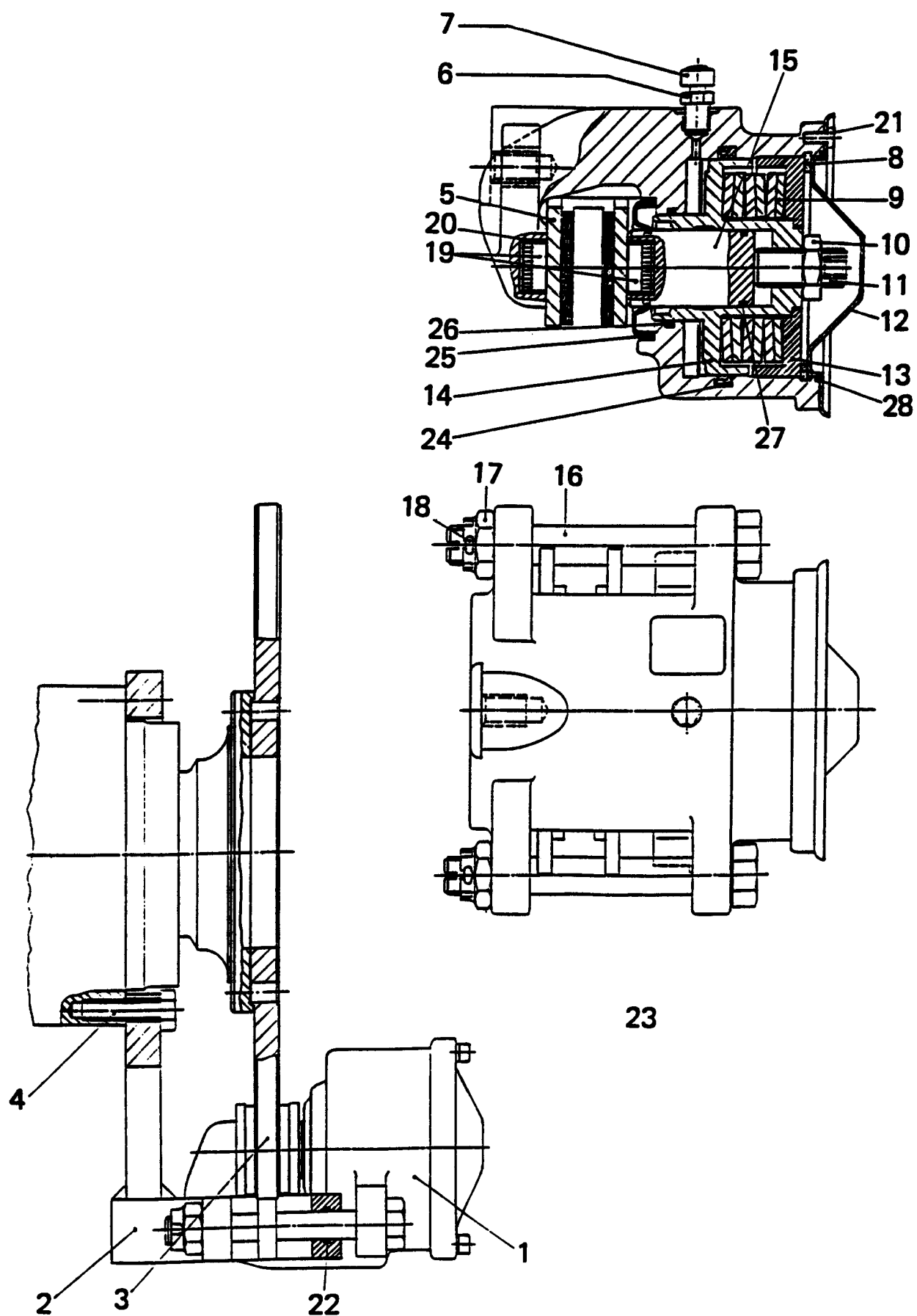
Reservdelar - Spare parts

40

173

1564

1564	Utgåva Issue		Bild nr Picture No		Drivhjulsbroms					Drive wheel brake	
	980615		15492								
	Pos. Fig.	Antal/Quantity			Art nr Part No	Benämning	Description	Sats Kit	Anmärkning Notes		
9235 62. 0028											
0020	1	40			923636.0057	Skruv	Screw		NOT USED		
0040	2	10			923468.0193	Bromsskiva	Brake disc				
0060	3	10			923468.0194	Bromsskiva	Brake disc				
0080	4	2			923636.0058	Kolv	Piston				
0100	5	2			923468.0306	Kolvtätning	Piston seal				
0120	6	2			923468.0307	Kolvtätning	Piston seal				
0140	7	2			923468.0198	O-ring	O-ring				
0160	8	2			923468.0454	O-ring	O-ring				
0180	9	2			923636.0059	Hus	Housing				
0200	10	2			923468.0455	Hus	Housing				
0220	11	2			923436.0775	Tätning	Seal				
0240	12	32			923468.0189	Skruv	Screw				
0260	13	4			923468.0203	Plugg	Plug				
0280	14	8			923727.0556	Tätningsring	Seal ring				
0300	15	2			923468.0205	Skruv	Screw				
0320	16	2			923727.0558	Tätningsring	Seal ring				
0340	17	2			923468.0207	Luftningsnippel	Air venting nipple				
0360	18	24			923468.0208	Rör	Pipe				
0380	19	24			923764.0288	Skruv	Screw				
0400	20										
0420	21	24			923727.0562	Tryckfjäder	Pressure spring				
0440	22	4			923636.0060	Smörjnippel	Lubricant nipple				
0460	23	4			923727.0556	Tätningsring	Seal ring				



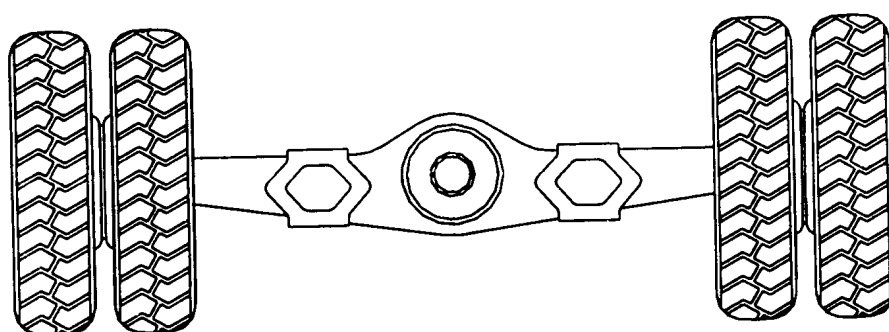
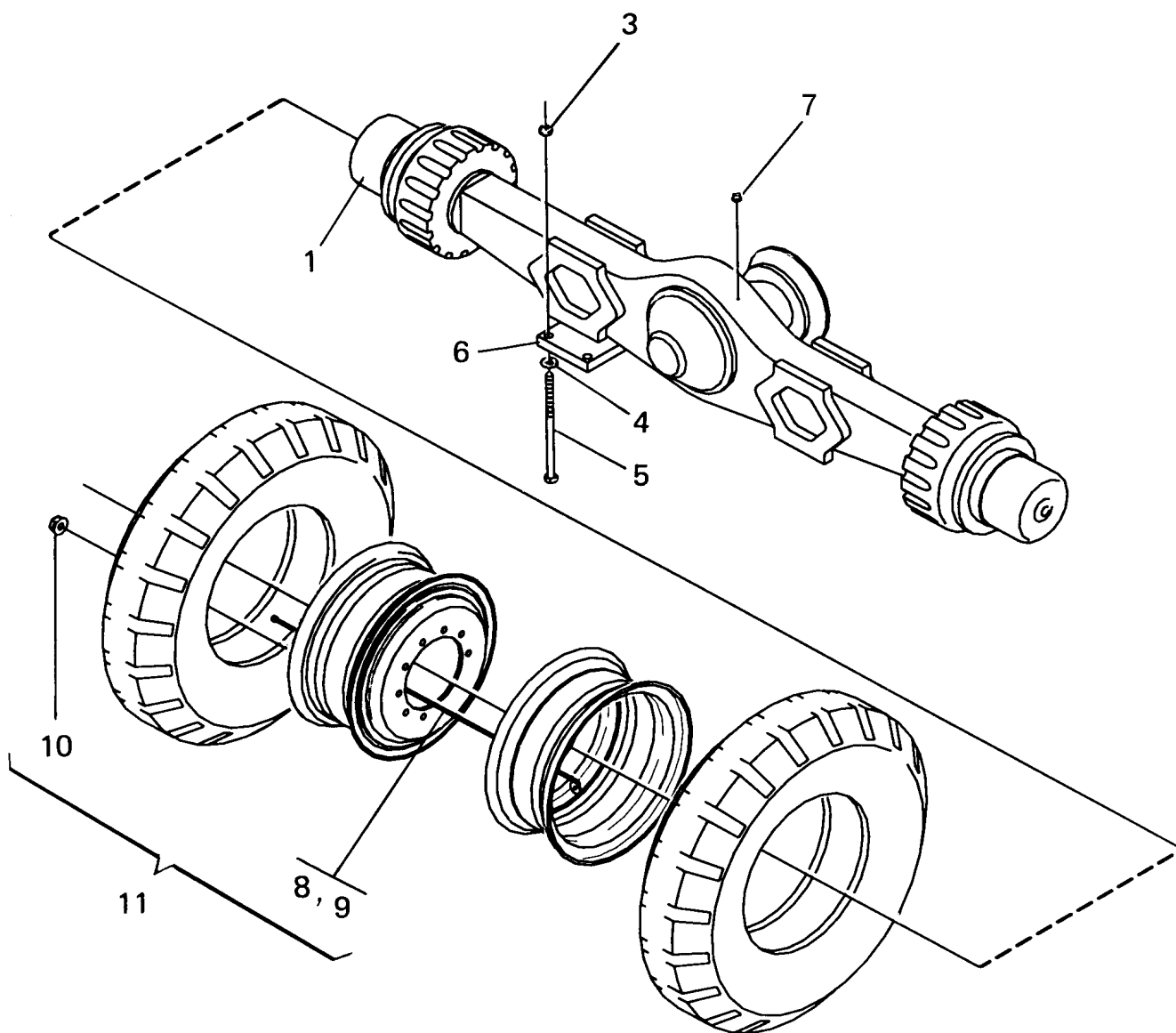
Reservdelar - Spare parts

40

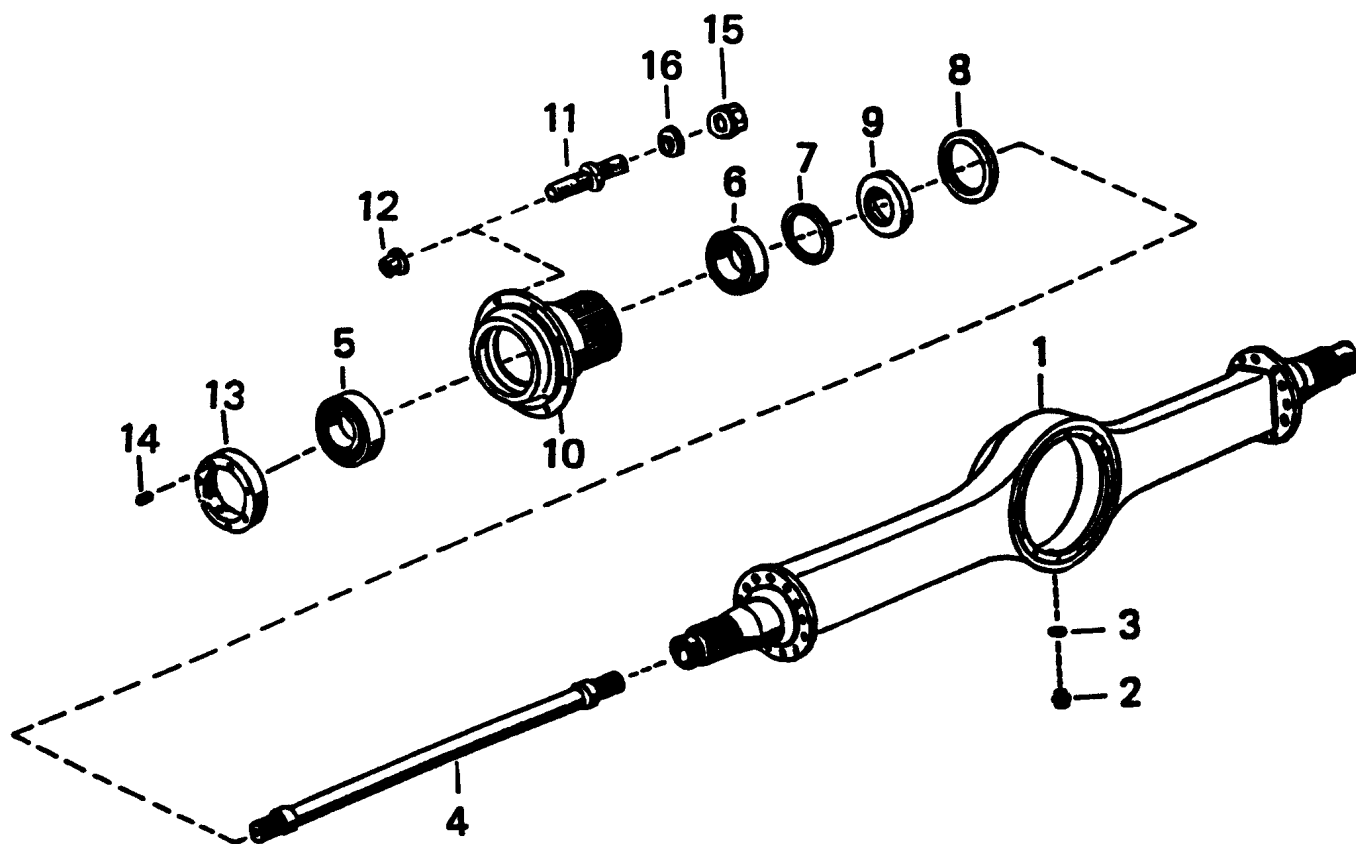
175

1565

1565	Utgåva Issue		Bild nr Picture No		Parkeringsbroms		Parking brake		
	980615		16261						
	Pos. Fig.	Antal/Quantity			Art nr Part No	Benämning	Description	Sats Kit	Anmärkning Notes
		9235 62. 0028							
0020	1	1			923468.0234	Broms	Brake		
0040	2	1			923468.0543	Bromsarm	Brake lever		
0060	3	1			923468.0236	Bromsskiva	Brake disc		
0080	4	12			920042.030	Skruv	Screw		
0100	5	2			923468.0238	Bromsback	Brake shoe		
0120	6	1			923468.0239	Luftningsnippel	Air venting nipple		
0140	7	1			923468.0240	Dammskydd	Dust shield		
0160	8	1			923468.0241	Låsring	Lock ring		
0180	9	1			923468.0242	Fjädersats	Spring pack		
0200	10	1			923468.0243	Mutter	Nut		
0220	11	1			923468.0244	Pinne	Pin		
0240	12	1			923458.0821	Lock	Cover		
0260	13	1			923468.0246	Ring	Ring		
0280	14	1			923468.0247	Kolv	Piston		
0300	15	1			923636.0197	Tryckstång	Push rod		
0320	16	2			923468.0249	Skruv	Screw		
0340	17	2			923468.0250	Kronmutter	Castle nut		
0360	18	2			923458.0822	Sprint	Peg		
0380	19	2			923636.0118	Magnet	Solenoid		
0400	20	2			923636.0119	Ring	Ring		
0420	21	3			923636.0120	Skruv	Screw		
0440	22	2			923458.0820	O-ring	O-ring		
0460	23	1			923636.0195	Rep.sats	Repair kit		
0480	24	1				•Ring	•Ring		
0500	25	1				•Tätning	•Seal		
0520	26	1				•Ring	•Ring		
0540	27	1				•O-ring	•O-ring		OR 27,3 X 2,4
0560	28	1				•O-ring	•O-ring		OR 90 X 2,5



1570	Utgåva Issue		Bild nr Picture No		Drivaxel Kessler, montering		Drive shaft Kessler mounting		
	980615		22628		459137.1400,A05183.0400		459137.1400,A05183.0400		
	Pos. Fig.	Antal/Quantity			Art nr Part No	Benämning	Description	Sats Kit	Anmärkning Notes
		4591 37. 1400	A051 83. 0400						
0020		1			459137.1400	Drivaxel	Drive axle		RITNING/DRAWING RITNING/DRAWING KESSLER EXTRA BRED/ EXTRA WIDE SEE GR 40, PAGE 179 EJ ILLUSTRERAD/NOT ILLUSTRATED
0040			1		A05183.0400	Drivaxel	Drive axle		
0060	1	1	1		923562.0031	Drivaxel	Drive axle		
0080									
0100									
0120	2	4			A10381.0100	Överfall	Cap		
0121									
0140	3		8		920076.010	Låsmutter	Lock nut		
0160	4	8	8		923657.0009	Låsbricka	Lock washer		
0180	5	8	8		920467.033	Skruv	Screw		
0200	6	2	2		A05276.0100	Fäste	Bracket		UNDRE/LOWER
0220	7	1			922785.0008	Luftningsnippel	Air venting nipple		
0240			1		537	Luftningsnippel	Air venting nipple		
0260	8	2	2		921786.0006	Ventilförlängare	Tube valve extension		
0280	9	2	2		A18984.0100	Fäste	Bracket		
0300	10	20	20		923468.0163	Hjulumutter	Wheel nut		
0320	11					Drivhjul	Drive wheel		SEE GR 40, PAGE 201



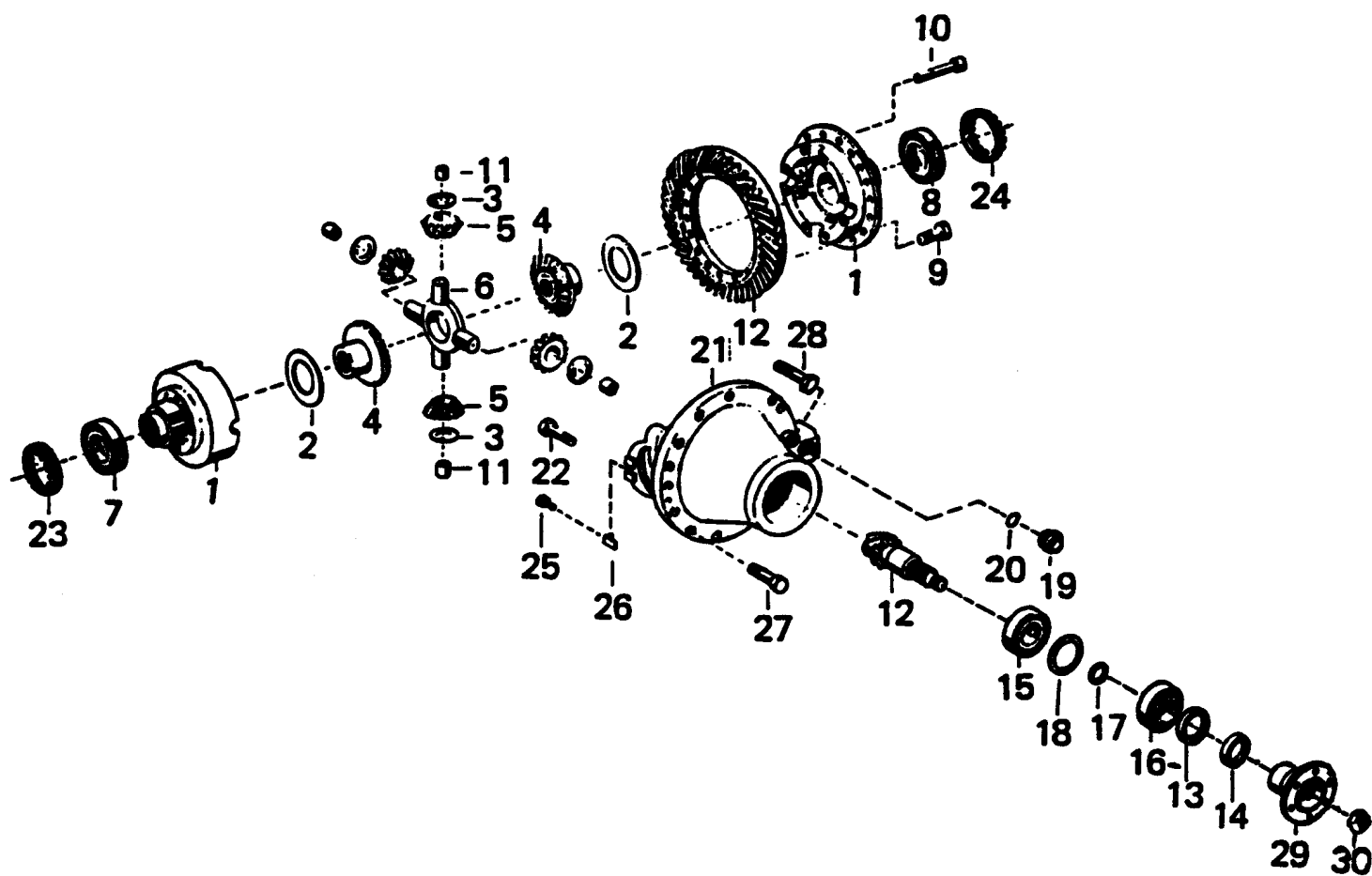
Reservdelar - Spare parts

40

179

1571

Utgåva Issue		Bild nr Picture No		Drivaxelkåpa		Drive shaft casing		
980615		15491						
Pos. Fig.	Antal/Quantity			Art nr Part No	Benämning	Description	Sats Kit	Anmärkning Notes
	9235 62. 0031							
1	1 1 1			923562.0031 923736.0689	Drivaxel Drivaxelkåpa Fäste	Drive axle Drive axle casing Bracket		FOR DRIVE AXLE,LOWER, SEE GR 40, PAGE 177
2	1			923468.0232	Plugg	Plug		
3	1			923468.0230	Tätning	Seal ring		
4	2			923636.0123	Insticksaxel	Insert shaft		
5	2			923468.0156	Kullager	Ball bearing		
6	2			923468.0157	Kullager	Ball bearing		
7	2			923468.0158	Ring	Ring		
8	4			923468.0159	Tätning	Seal		
9	2			923468.0160	Distansring	Spacer ring		
10	2			923636.0054	Nav	Hub		
11	20			923636.0065	Hjulbult	Wheel bolt		
12	20			923468.0163	Hjilmutter	Wheel nut		
13	2			923636.0435	Mutter	Nut		
14	2			9028.452	Skruv	Screw		
15	20			923636.0055	Mutter	Nut		
16	20			923636.0056	Distans	Spacer		



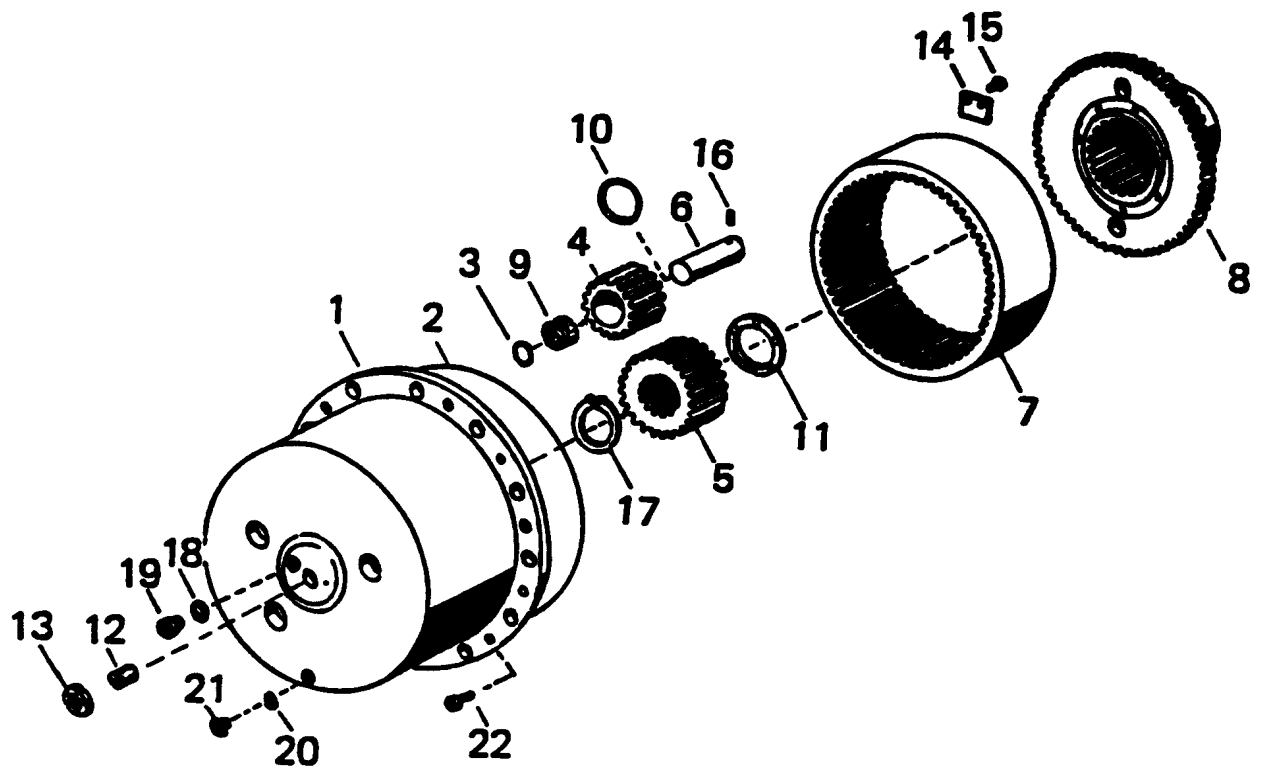
Reservdelar - Spare parts

40

181

1572

1572	Utgåva Issue		Bild nr Picture No		Drivaxelväxel		Differential carrier		
	980615		15434						
	Pos. Fig.	Antal/Quantity			Art nr Part No	Benämning	Description	Sats Kit	Anmärkning Notes
		9235 62. 0031							
0020		1			923736.0710	Drivaxelväxel	Differential carrier		KPL SATS/KIT
0040	1	1			923736.0690	Hus	Housing		
0060	2	2			923458.0817	Tryckbricka	Thrust washer		SATS/KIT
0080	3	4			923458.0818	Tryckbricka	Thrust washer		
0100	4	2			923468.0167	Differentialdrev	Differential gear		NOT USED
0120	5	4			923468.0168	Differentialdrev	Differential gear		
0140	6	1			923468.0169	Differentialkors	Differential spider		SATS/KIT
0160	7	1			923468.0170	Kullager	Ball bearing		
0180	8	1			921196.0001	Rullager	Roller bearing		NOT USED
0200	9	16			923468.0171	Skruv	Screw		
0220	10	8			923468.0172	Skruv	Screw		SATS/KIT
0240	11	4			923468.0173	Bussning	Bushing		
0260	12	1			923468.0174	Kronhjul och pinjong	Crown wheel and pinion		NOT USED
0280	13	1			923458.0819	Tätningring	Seal ring		
0300	14								SATS/KIT
0320	15	1			923468.0177	Kullager	Ball bearing		
0340	16	1			97019	Kullager	Ball bearing		NOT USED
0360	17	1			923468.0179	Distansring	Spacer ring		
0380	18	1			923468.0180	Distansring	Spacer ring		SATS/KIT
0400	19	1			923468.0181	Plugg	Plug		
0420	20	1			923636.0929	Tätningring	Seal ring		NOT USED
0440	21	1			923468.0183	Hus	Housing		
0460	22	4			923468.0184	Skruv	Screw		SATS/KIT
0480	23	1			923468.0185	Ställmutter	Bearing adjuster		
0500	24	1			923468.0186	Ställmutter	Bearing adjuster		NOT USED
0520	25	2			923468.0187	Skruv	Screw		
0540	26	2			923468.0188	Låsplatta	Locking plate		SATS/KIT
0560	27	14			923468.0171	Skruv	Screw		
0580	28	2			923468.0189	Skruv	Screw		NOT USED
0600	29	1			923468.0190	Fläns	Flange		
0620	30	1			923468.0191	Mutter	Nut		



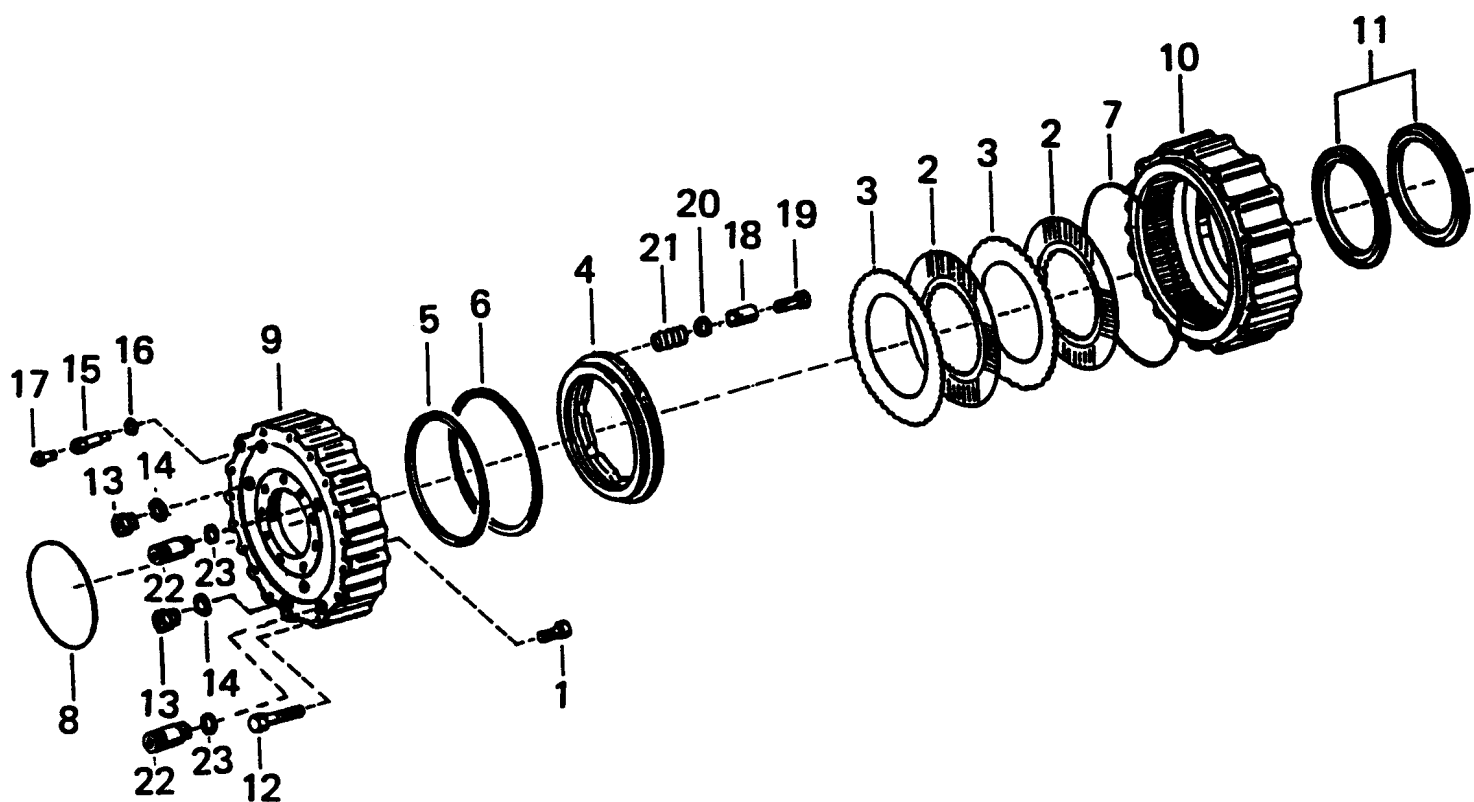
Reservdelar - Spare parts

40

183

1573

1573	Utgåva Issue		Bild nr Picture No		Planetväxel					Planetary gear				
	980615		15435											
	Pos. Fig.	Antal/Quantity			Art nr Part No	Benämning	Description	Sats Kit	Anmärkning Notes					
		9235 62. 0031												
0020	1	1			923636.0061	Planethus	Planet case							
0040	2	2			923636.0358	O-ring	O-ring							
0060	3	8			923468.0214	O-ring	O-ring							
0080	4	8			923468.0215	Planethjul	Planet wheel							
0100	5	2			923468.0216	Solhjul	Sun gear							
0120	6	8			923468.0217	Axel	Shaft							
0140	7	2			923468.0218	Drev	Gear							
0160	8	2			923468.0219	Nav	Hub							
0180	9	24			923468.0220	Nål,metall	Pin,metal							
0200	10	16			923468.0221	Bricka	Washer							
0220	11	2			923468.0222	Ring	Ring							
0240	12	2			923468.0223	Ställskruv	Set screw							
0260	13	2			923468.0224	Mutter	Nut							
0280	14	6			923636.0451	Låsbleck	Securing plate							
0300	15	12			923468.0226	Skruv	Screw							
0320	16	6			923468.0227	Pinne	Pin							
0340	17	2			923468.0228	Spärring	Retaining ring							
0360	18	2			923636.0455	Tätningssring	Seal ring							
0380	19	2			923468.0231	Plugg	Plug							
0400	20	2			923727.0589	Tätningssring	Seal ring							
0420	21	2			923468.0153	Plugg	Plug							
0440	22	12			923727.0590	Skruv	Screw							



Reservdelar - Spare parts

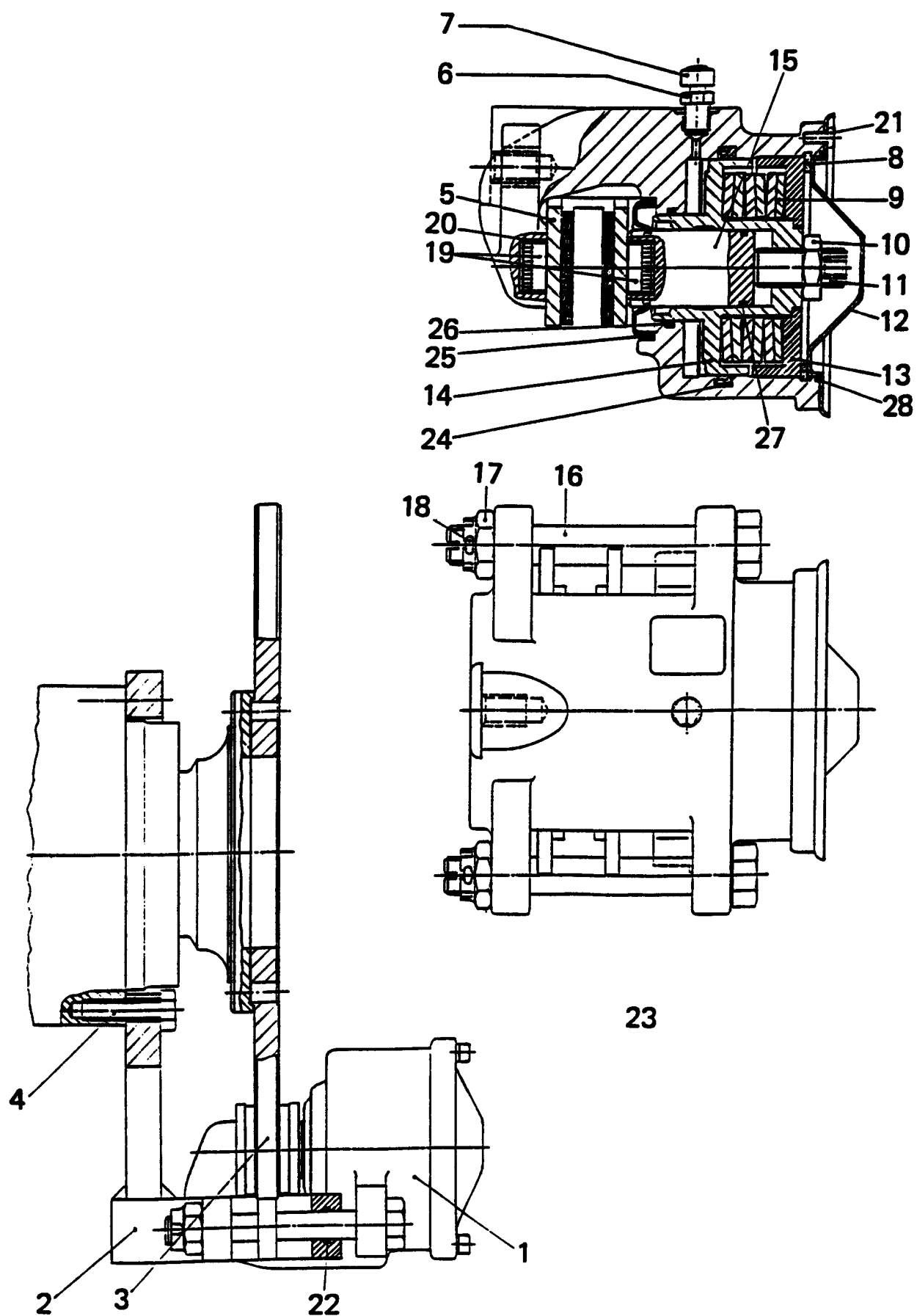
40

185

1574

1574

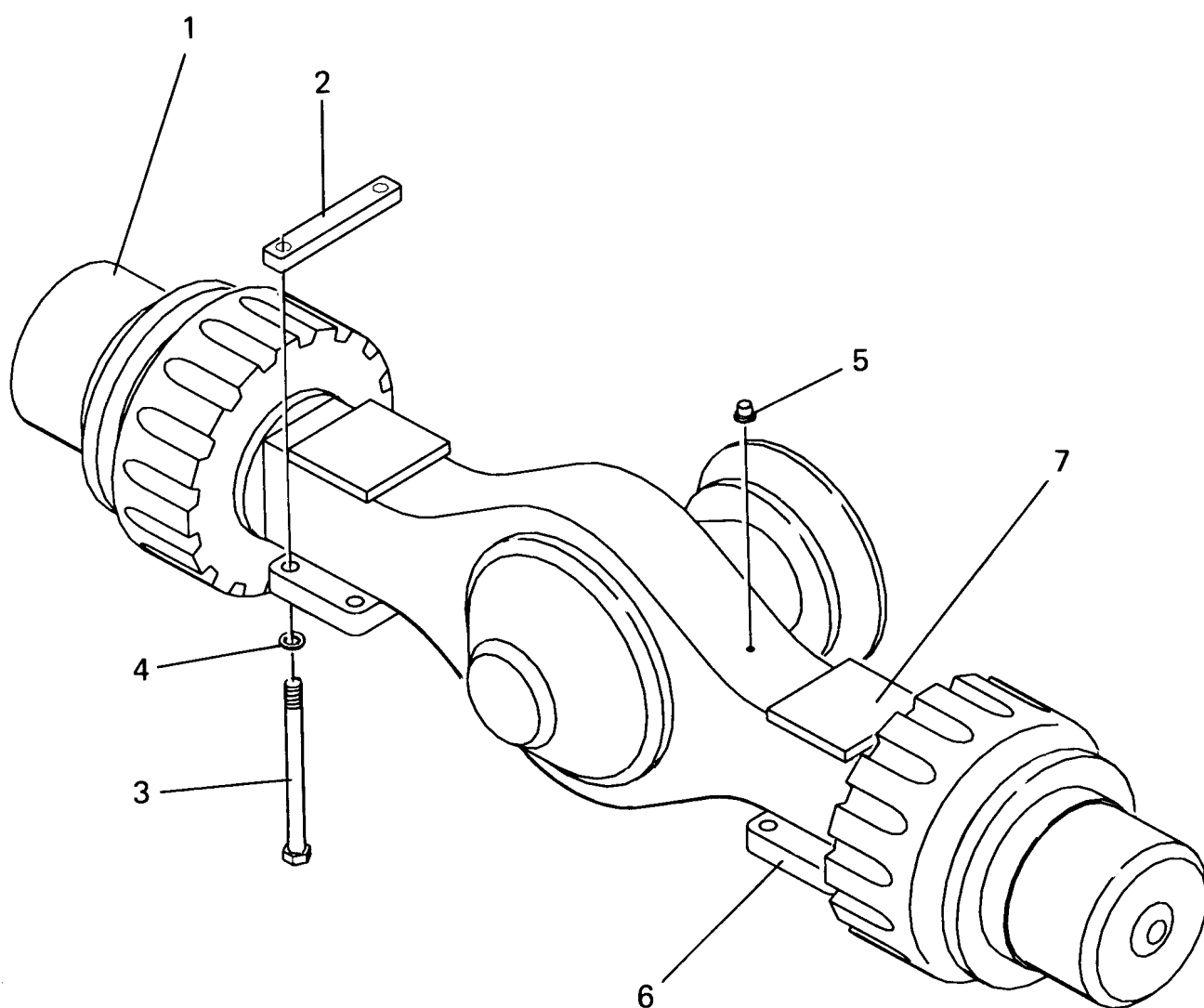
Utgåva Issue		Bild nr Picture No		Drivhjulsbroms		Drive wheel brake		
980615		15492						
Pos. Fig.	Antal/Quantity			Art nr Part No	Benämning	Description	Sats Kit	Anmärkning Notes
	9235 62. 0031							
0020	1	40		923636.0057	Skruv	Screw		NOT USED
0040	2	10		923468.0193	Bromsskiva	Brake disc		
0060	3	10		923468.0194	Bromsskiva	Brake disc		
0080	4	2		923636.0058	Kolv	Piston		
0100	5	2		923468.0306	Kolvtätning	Piston seal		
0120	6	2		923468.0307	Kolvtätning	Piston seal		
0140	7	2		923468.0198	O-ring	O-ring		
0160	8	2		923468.0454	O-ring	O-ring		
0180	9	2		923636.0059	Hus	Housing		
0200	10	2		923468.0455	Hus	Housing		
0220	11	2		923436.0775	Tätning	Seal		
0240	12	32		923468.0189	Skruv	Screw		
0260	13	4		923468.0203	Plugg	Plug		
0280	14	4		923727.0556	Tätningarring	Seal ring		
0300	15	2		923468.0205	Skruv	Screw		
0320	16	2		923727.0558	Tätningarring	Seal ring		
0340	17	2		923468.0207	Luftningsnippel	Air venting nipple		
0360	18	24		923468.0208	Rör	Pipe		
0380	19	24		923764.0288	Skruv	Screw		
0400	20							
0420	21	24		923727.0562	Tryckfjäder	Pressure spring		
0440	22	4		923636.0060	Smörjnippel	Lubricant nipple		
0460	23	4		923727.0556	Tätningarring	Seal ring		



Reservdelar - Spare parts

1575

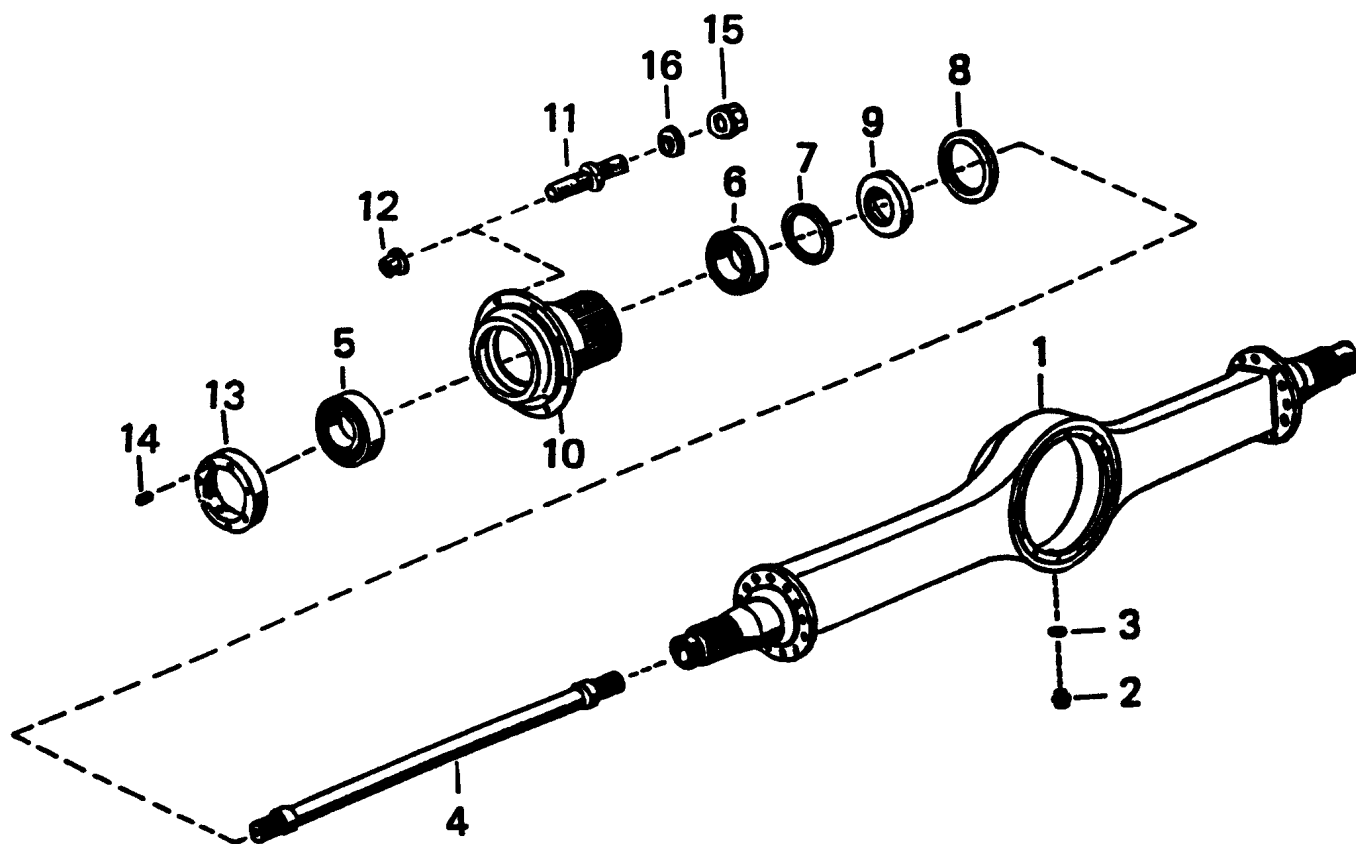
1575	Utgåva Issue		Bild nr Picture No		Parkeringsbroms		Parking brake	
	980615		16261					
	Pos. Fig.	Antal/Quantity			Art nr Part No	Benämning	Description	Sats Kit
	9235 62. 0031							
0020	1	1			923468.0234	Broms	Brake	
0040	2	1			923468.0543	Bromsarm	Brake lever	
0060	3	1			923468.0236	Bromsskiva	Brake disc	
0080	4	12			920042.030	Skruv	Screw	
0100	5	2			923468.0238	Bromsback	Brake shoe	
0120	6	1			923468.0239	Luftningsnippel	Air venting nipple	
0140	7	1			923468.0240	Dammskydd	Dust shield	
0160	8	1			923468.0241	Låsring	Lock ring	
0180	9	1			923468.0242	Fjädersats	Spring pack	
0200	10	1			923468.0243	Mutter	Nut	
0220	11	1			923468.0244	Pinne	Pin	
0240	12	1			923458.0821	Lock	Cover	
0260	13	1			923468.0246	Ring	Ring	
0280	14	1			923468.0247	Kolv	Piston	
0300	15	1			923636.0197	Tryckstång	Push rod	
0320	16	2			923468.0249	Skruv	Screw	
0340	17	2			923468.0250	Kronmutter	Castle nut	
0360	18	2			923468.0251	Sprint	Peg	
0380	19	2			923636.0118	Magnet	Solenoid	
0400	20	2			923636.0119	Ring	Ring	
0420	21	3			923636.0120	Skruv	Screw	
0440	22	2			923458.0820	O-ring	O-ring	
0460	23	1			923636.0195	Rep.sats	Repair kit	
0480	24	1				•Ring	•Ring	
0500	25	1				•Tätning	•Seal	
0520	26	1				•Ring	•Ring	
0540	27	1				•O-ring	•O-ring	OR 27,3 X 2,4
0560	28	1				•O-ring	•O-ring	OR 90 X 2,5



Reservdelar - Spare parts
40
189

1580

1580	Utgåva Issue		Bild nr Picture No		Drivaxel Kessler med differentialspärr, montering		Drive axle Kessler with differential lock mounting		
	980615		22626						
	Pos. Fig.	Antal/Quantity			Art nr Part No	Benämning	Description	Sats Kit	Anmärkning Notes
		9235 62. 0029							
0020	1	1			923562.0029	Drivaxel	Drive axle		KESSLER, MED DIFF- ERENTIALSPÄRR/WITH DIFFERENTIAL LOCK SEE GR 40, PAGE 191
0040									
0060									
0080									
0100	2	4			436019.0100	Överfall	Cap		L=310
0120	3	8			921491.0002	Skruv	Screw		
0140	4	8	8		923657.0001	Låsbricka	Lock washer		
0160	5	1	1		922785.0008	Luftningsnippel	Air venting nipple		
0180	6	2	2		923458.0815	Fäste	Bracket		UNDRE/LOWER ÖVRE/UPPER
0200	7	2	2		923468.0546	Fäste	Bracket		



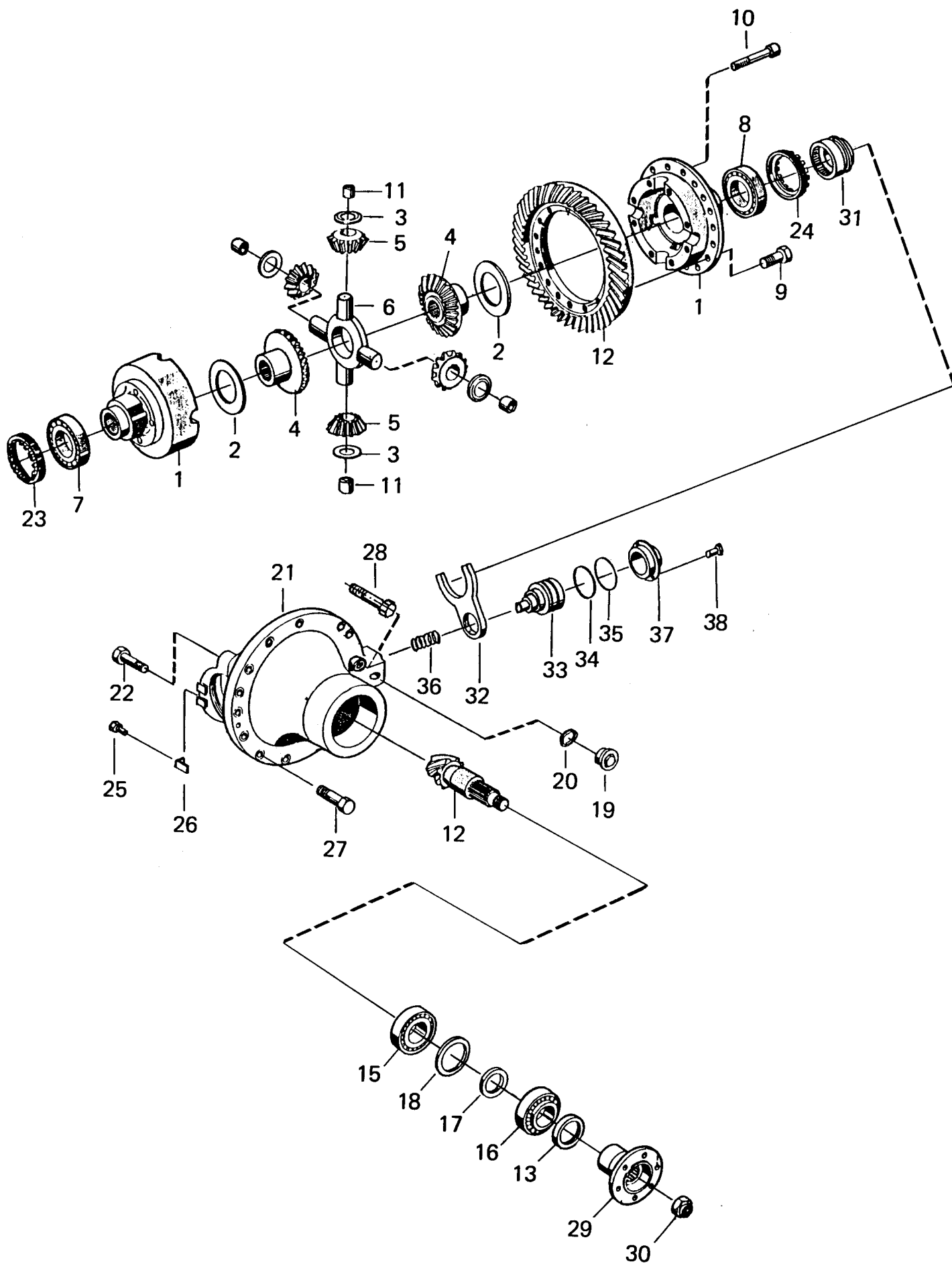
Reservdelar - Spare parts

40

191

1581

Utgåva Issue		Bild nr Picture No		Drivaxelkåpa		Drive shaft casing		
980615		15491						
Pos. Fig.	Antal/Quantity			Art nr Part No	Benämning	Description	Sats Kit	Anmärkning Notes
	9235 62. 0029							
1	1			923562.0029	Drivaxel	Drive axle		KPL FOR DRIVE AXLE,UPPER SEE GR 40, PAGE 189 FOR DRIVE AXLE,LOWER SEE GR 40, PAGE 189
	1			923736.0691	Drivaxelkåpa	Drive axle casing		
	2				Fäste	Bracket		
	2				Fäste	Bracket		
2	1			923468.0153	Plugg	Plug		
3	1			923468.0154	Tätning	Seal ring		
4	1			923468.0155	Insticksaxel	Insert shaft		
	1			923736.0694	Insticksaxel	Insert shaft		
5	2			923468.0156	Kullager	Ball bearing		
6	2			923468.0157	Kullager	Ball bearing		
7	2			923468.0158	Ring	Ring		
8	4			923468.0159	Tätning	Seal		
9	2			923468.0160	Distansring	Spacer ring		
10	2			923636.0054	Nav	Hub		
11	20			923636.0065	Hjulbult	Wheel bolt		
12	20			923468.0163	Hjulknut	Wheel nut		
13	2			923636.0435	Mutter	Nut		
14	2			9028.452	Skruv	Screw		
15	20			923636.0055	Mutter	Nut		
16	20			923636.0056	Distans	Spacer		



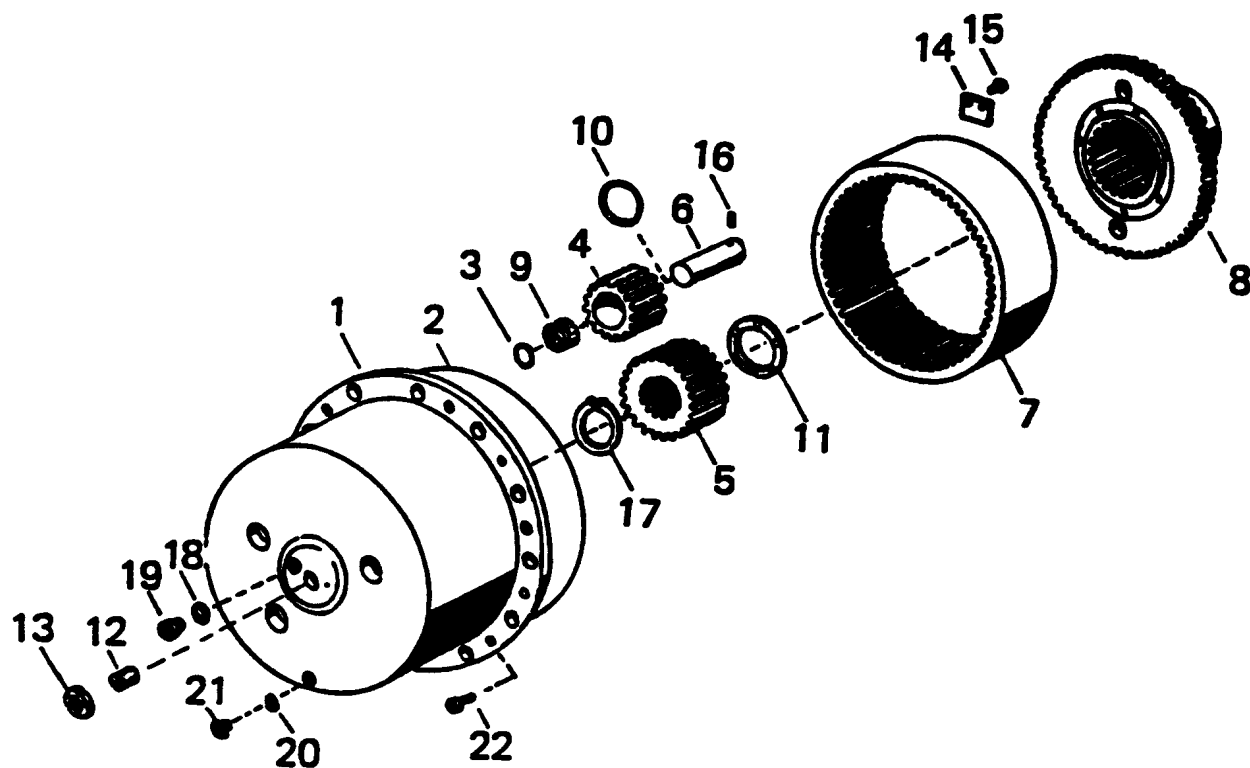
Reservdelar - Spare parts

40

193

1582

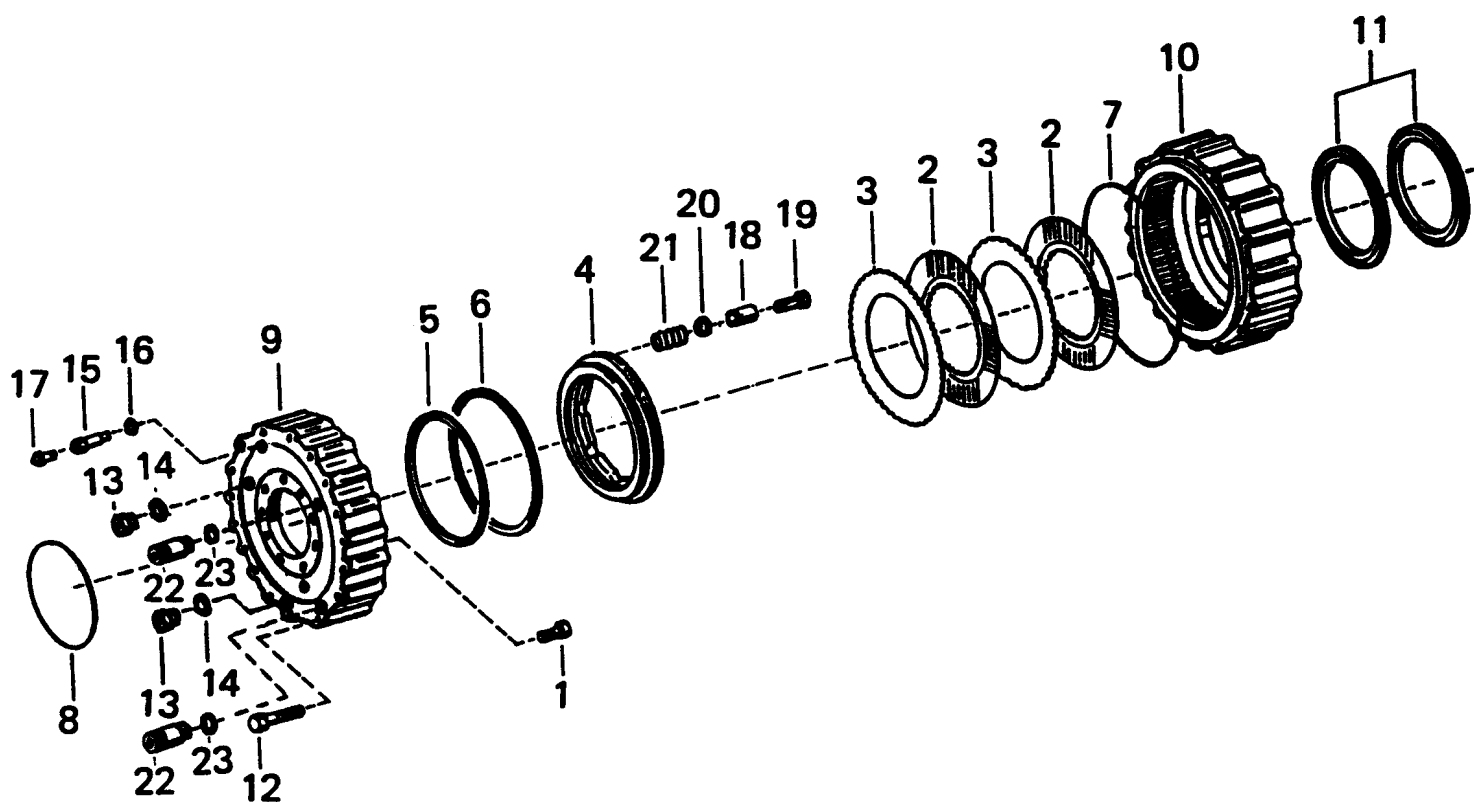
1582	Utgåva Issue		Bild nr Picture No		Drivaxelväxel		Differential carrier				
	980615		22629								
	Pos. Fig.	Antal/Quantity			Art nr Part No	Benämning	Description	Sats Kit	Anmärkning Notes		
		9235 62. 0029									
0020		1			923736.0707	Drivaxelväxel	Differential carrier		KPL		
0040	1	1			923736.0691	Hus	Housing		SATS/KIT		
0060	2	2			923458.0817	Tryckbricka	Thrust washer				
0080	3	4			923458.0818	Tryckbricka	Thrust washer				
0100	4	2			923468.0167	Differentialdrev	Differential gear				
0120	5	4			923468.0168	Differentialdrev	Differential gear				
0140	6	1			923468.0169	Differentialkors	Differential spider				
0160	7	1			921196.0001	Rullager	Roller bearing				
0180	8	1			923468.0170	Lager	Bearing				
0200	9	16			923468.0171	Skruv	Screw				
0220	10	8			923468.0172	Skruv	Screw				
0240	11	4			923468.0173	Bussning	Bushing				
0260	12	1			923468.0174	Kronhjul och pinjong	Crown wheel and pinion		SATS/KIT		
0280	13	1			923468.0176	Tätning	Seal		NOT USED		
0300	14										
0320	15	1			923468.0177	Kullager	Ball bearing				
0340	16	1			97019	Lager	Bearing				
0360	17	1			923468.0179	Distansring	Spacer ring				
0380	18	1			923468.0180	Distansring	Spacer ring				
0400	19	1			923468.0181	Plugg	Plug				
0420	20	1			923468.0182	Tätningsring	Seal ring				
0440	21	1			923736.0692	Hus	Housing				
0460	22	4			923468.0184	Skruv	Screw				
0480	23	1			923468.0185	Ställmutter	Bearing adjuster				
0500	24	1			923736.0693	Ställmutter	Bearing adjuster				
0520	25	2			923468.0187	Skruv	Screw				
0540	26	2			923727.0505	Låsbleck	Securing plate				
0560	27	14			923468.0171	Skruv	Screw				
0580	28	2			923468.0189	Skruv	Screw				
0600	29	1			923468.0190	Fläns	Flange		1600MM		
0620	30	1			923468.0191	Mutter	Nut				
0640	31	1			923736.0695	Hylsa	Sleeve		285)		
0660	32	1			923736.0696	Gaffel	Fork		285)		
0680	33	1			923736.0697	Kolv	Piston		285)		
0700	34	1			923736.0698	O-ring	O-ring		285)		
0720	35	1			923736.0699	Kolvstyrningsring	Piston guide ring		285)		
0740	36	1			923736.0700	Tryckfjäder	Pressure spring		285)		
0760	37	1			923736.0701	Cylinder	Cylinder		285)		
0780	38	2			9014.235	Skruv	Screw		285)		



Reservdelar - Spare parts
40
195

1583

1583	Utgåva Issue		Bild nr Picture No		Planetväxel					Planetary gear		
	980615		15435									
	Pos. Fig.	Antal/Quantity			Art nr Part No	Benämning	Description	Sats Kit		Anmärkning Notes		
	9235 62. 0029											
0020	1	2			923636.0061	Planethus	Planet case					
0040	2	2			923636.0358	O-ring	O-ring					
0060	3	8			923468.0214	O-ring	O-ring					
0080	4	8			923468.0215	Planethjul	Planet wheel					
0100	5	2			923468.0216	Solhjul	Sun gear					
0120	6	8			923468.0217	Axel	Shaft					
0140	7	2			923468.0218	Drev	Gear					
0160	8	2			923736.0686	Nav	Hub					
0180	9	24			923727.0583	Nållager	Needle bearing					
0200	10	16			923468.0221	Bricka	Washer					
0220	11	2			923468.0222	Ring	Ring					
0240	12	2			923468.0223	Ställskruv	Set screw					
0260	13	2			923468.0224	Mutter	Nut					
0280	14	6			923636.0451	Låsbleck	Securing plate					
0300	15	12			923468.0226	Skruv	Screw					
0320	16	8			923468.0227	Pinne	Pin					
0340	17	2			923468.0228	Spårring	Retaining ring					
0360	18	2			923636.0455	Tätningssring	Seal ring					
0380	19	2			923468.0393	Plugg	Plug					
0400	20	2			923727.0589	Tätningssring	Seal ring					
0420	21	2			923468.0153	Plugg	Plug					
0440	22	12			923727.0590	Skruv	Screw					



Reservdelar - Spare parts

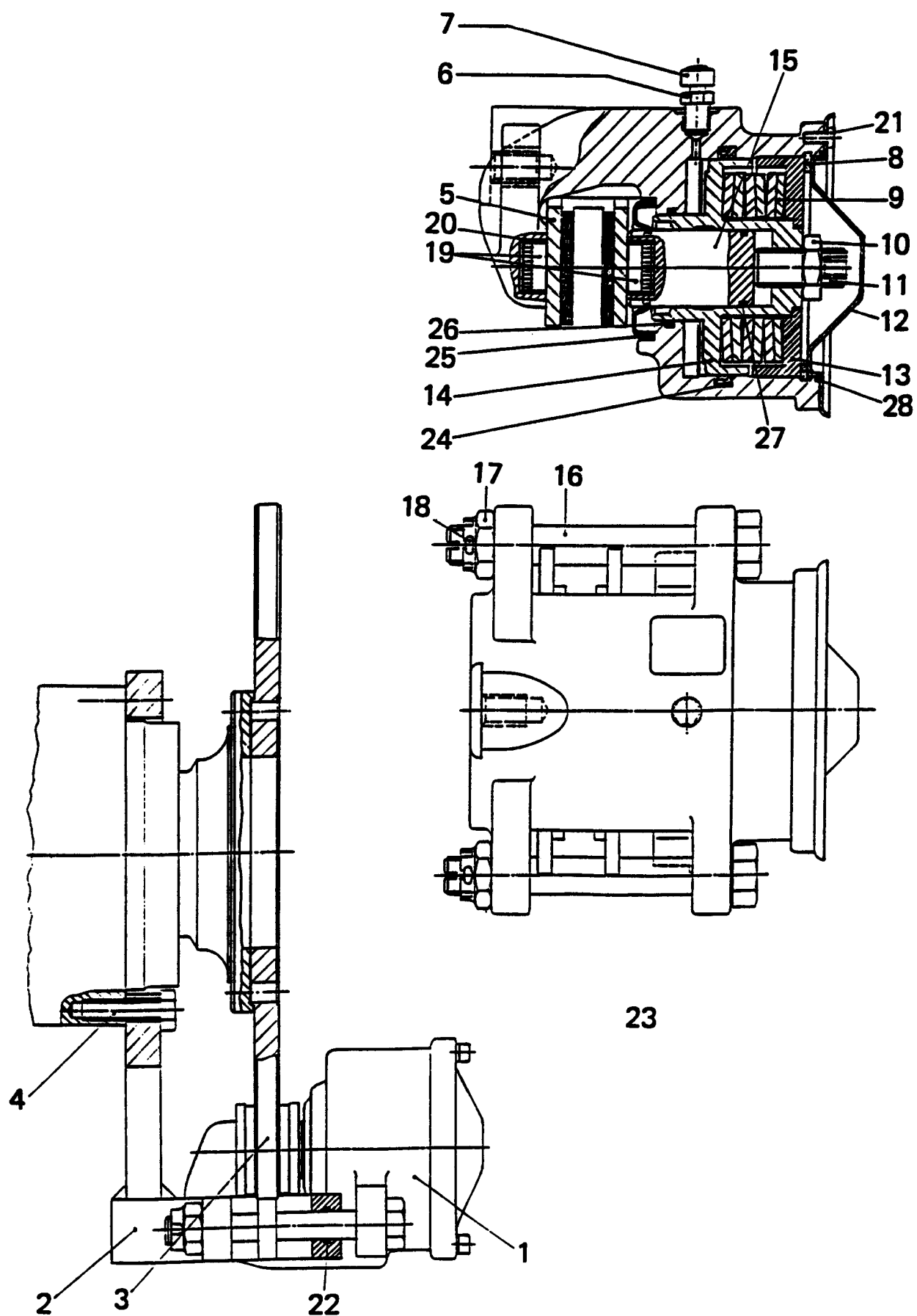
40

197

1584

1584

Utgåva Issue		Bild nr Picture No		Drivhjulsbroms		Drive wheel brake		
980615		15492						
Pos. Fig.	Antal/Quantity			Art nr Part No	Benämning	Description	Sats Kit	Anmärkning Notes
	9235 62. 0029							
0020	1	40		923636.0057	Skruv	Screw		NOT USED
0040	2	10		923468.0193	Bromsskiva	Brake disc		
0060	3	10		923468.0194	Bromsskiva	Brake disc		
0080	4	2		923636.0058	Kolv	Piston		
0100	5	2		923468.0306	Kolvtätning	Piston seal		
0120	6	2		923468.0307	Kolvtätning	Piston seal		
0140	7	2		923468.0198	O-ring	O-ring		
0160	8	2		923468.0454	O-ring	O-ring		
0180	9	2		923636.0059	Hus	Housing		
0200	10	2		923468.0455	Hus	Housing		
0220	11	2		923436.0775	Tätning	Seal		
0240	12	32		923468.0189	Skruv	Screw		
0260	13	4		923468.0203	Plugg	Plug		
0280	14	4		923727.0556	Tätningsring	Seal ring		
0300	15	2		923468.0205	Skruv	Screw		
0320	16	2		923727.0558	Tätningsring	Seal ring		
0340	17	2		923468.0207	Luftningsnippel	Air venting nipple		
0360	18	24		923468.0208	Rör	Pipe		
0380	19	24		923764.0288	Skruv	Screw		
0400	20							
0420	21	24		923727.0562	Tryckfjäder	Pressure spring		
0440	22	4		923636.0060	Smörjnippel	Lubricant nipple		
0460	23	4		923727.0556	Tätningsring	Seal ring		



Reservdelar - Spare parts

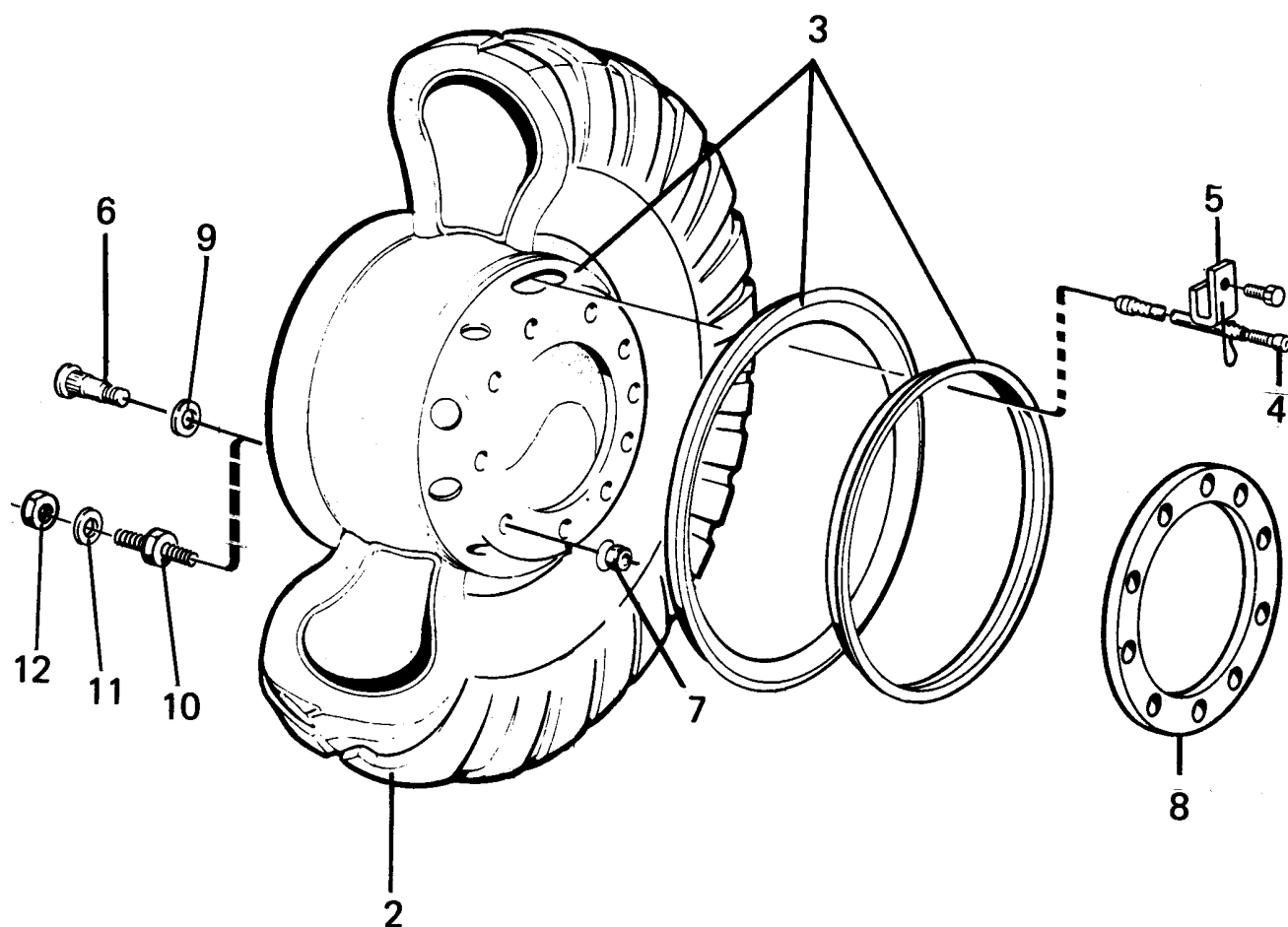
40

199

1585

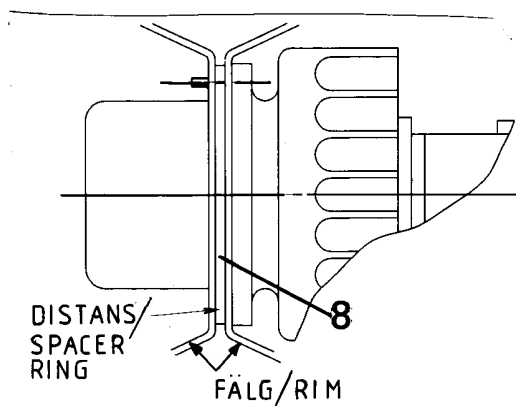
1585	Utgåva Issue		Bild nr Picture No		Parkeringsbroms				Parking brake	
	980615		16261							
	Pos. Fig.	Antal/Quantity			Art nr Part No	Benämning	Description	Sats Kit	Anmärkning Notes	
	9235 62. 0029									
0020	1	1			923468.0234	Broms	Brake			
0040	2	1			923468.0543	Bromsarm	Brake lever			
0060	3	1			923468.0236	Bromsskiva	Brake disc			
0080	4	12			920042.030	Skruv	Screw			
0100	5	2			923468.0238	Bromsback	Brake shoe			
0120	6	1			923468.0239	Luftningsnippel	Air venting nipple			
0140	7	1			923468.0240	Dammskydd	Dust shield			
0160	8	1			923468.0241	Låsring	Lock ring			
0180	9	1			923468.0242	Fjädersats	Spring pack			
0200	10	1			923468.0243	Mutter	Nut			
0220	11	1			923468.0244	Pinne	Pin			
0240	12	1			923458.0821	Lock	Cover			
0260	13	1			923468.0246	Ring	Ring			
0280	14	1			923468.0247	Kolv	Piston			
0300	15	1			923636.0197	Tryckstång	Push rod			
0320	16	2			923468.0249	Skruv	Screw			
0340	17	2			923468.0250	Kronmutter	Castle nut			
0360	18	2			923458.0822	Sprint	Peg			
0380	19	2			923636.0118	Magnet	Solenoid			
0400	20	2			923636.0119	Ring	Ring			
0420	21	3			923636.0120	Skruv	Screw			
0440	22	2			923458.0820	O-ring	O-ring			
0460	23	1			923636.0195	Rep.sats	Repair kit			
0480	24	1				•Ring	•Ring			
0500	25	1				•Tätning	•Seal			
0520	26	1				•Ring	•Ring			
0540	27	1				•O-ring	•O-ring		OR 27,3 X 2,4	
0560	28	1				•O-ring	•O-ring		OR 90 X 2,5	

1

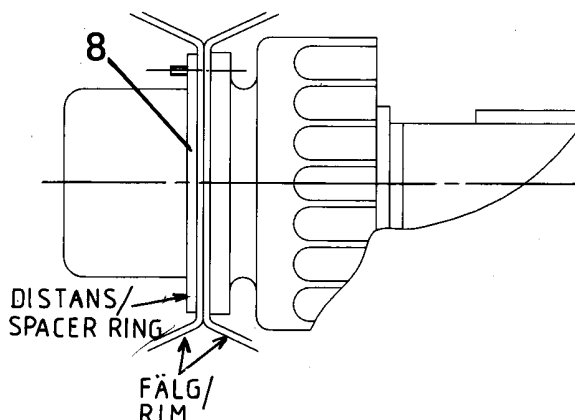


MONTERING AV DISTANS MELLAN DRIVHJUL/
MOUNTING OF SPACER RING BETWEEN DRIVE WHEEL

MONTERING AV DISTANS UTVÄNDIGT DRIVHJUL/
MOUNTING OF SPACER RING OUTSIDE DRIVE
WHEEL



13, 6-16/1200 LUFTGUMMIDÄCK



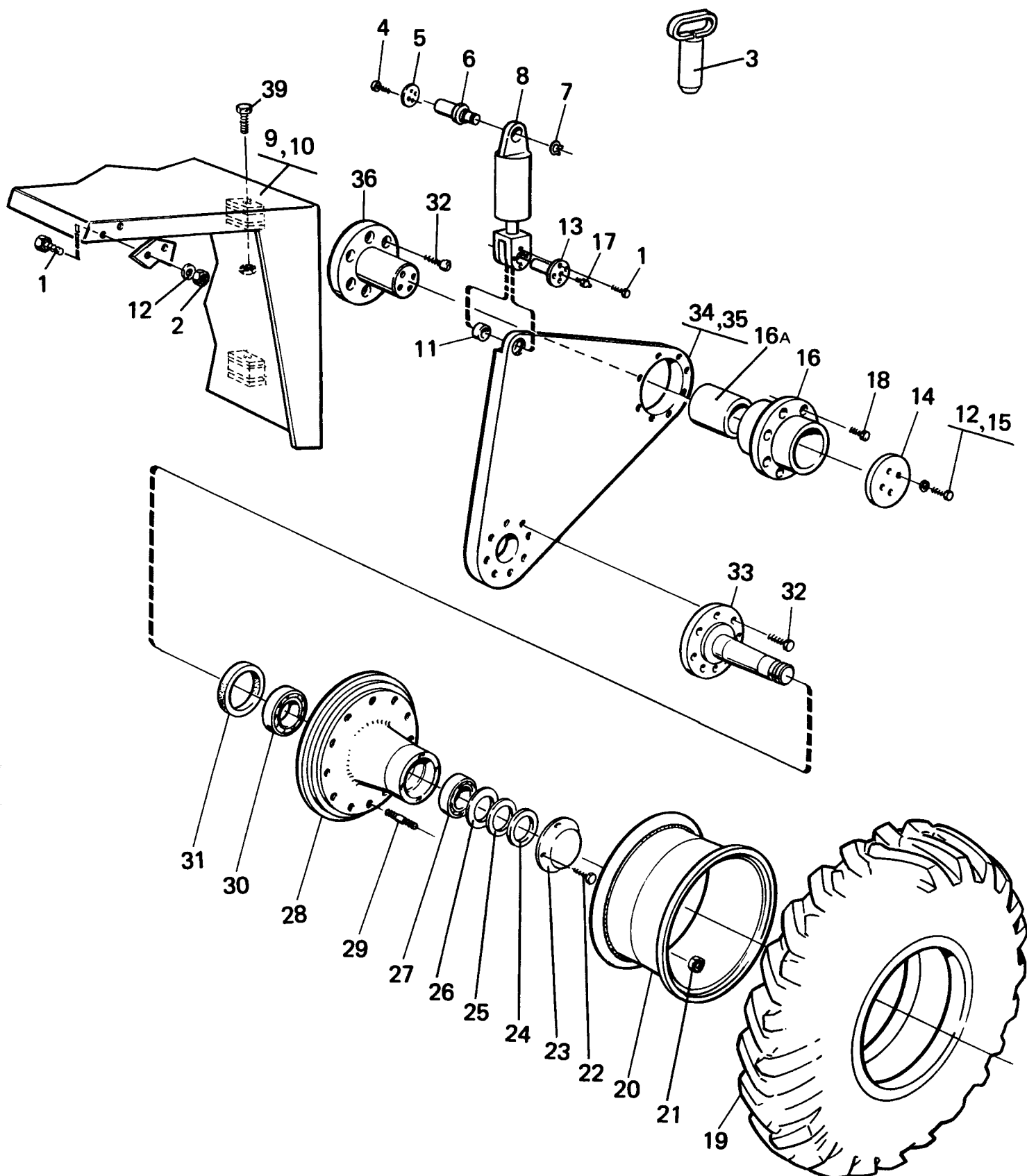
9-12/600 LUFTGUMMIDÄCK OCH
9-16/1200 MASSIVDÄCK

Reservdelar - Spare parts

1600

Utgåva Issue		Bild nr Picture No		Drivhjul för drivaxel Kessler		Drive wheel for Drive axle Kessler		
980615		15482						
Pos. Fig.	Antal/Quantity			Art nr Part No	Benämning	Description	Sats Kit	Anmärkning Notes
	9-12 /600	13,6 -16/ /900	16/ 1200					
1	4	4	4		Hjul	Wheel		KPL
2	4			922618.0001	•Däck	•Tyre		29)KPL.10.00X20
	4			922618.0002	•Däck	•Tyre		32)KPL.10.00X20
	4			922618.0003	•Däck	•Tyre		33)KPL.10.00X20 16PLY
		4	4	922624.0002	•Däck	•Tyre		30)KPL.12.00X20 16PLY
		4	4	922626.0001	•Däck	•Tyre		29)KPL.12.00X20
		4	4	922626.0002	•Däck	•Tyre		30)KPL.12.00X20 18PLY
		4	4	922626.0001	•Däck	•Tyre		31)KPL.12.00X20
		4	4	922697.0001	•Däck	•Tyre		32)KPL.12.00X20 20PLY
		4	4	922624.0003	•Däck	•Tyre		33)KPL.12.00X20 18PLY
		4	4	922697.0002	•Däck	•Tyre		33)KPL.12.00X20 20PLY
	4			922632.0005	•Däck,massiv	•Solid tyre		34)KPL.10.00X20
	4			922632.0001	•Däck,massiv	•Solid tyre		36)KPL.10.00X20
		4	4	922643.0001	•Däck,massiv	•Solid tyre		34)KPL.12.00X20
		4	4	922643.0002	•Däck,massiv	•Solid tyre		35)KPL.12.00X20
	4			920785.0004	•Slang.	•Tube		10.00X20
		4	4	920785.0001	•Slang.	•Tube		12.00X20
3	4	4		923104.0002	•Fälg	•Rim		KPL.8.00X20 GIANETTI
	ERF	ERF		923108.0001	•Stödring	•Back-up ring		7.5"
	ERF	ERF		923108.0002	•Stödring	•Back-up ring		8.0"
	ERF	ERF		923108.0003	•Låsring	•Lock ring		
			4	923104.0003	•Fälg	•Rim		8.00X20 GIANETTI
	4			923104.0003	•Fälg,massivdäck	•Rim for solid tyre		8.00X20 GIANETTI
		4	4	922969.0005	•Fälg,massivdäck	•Rim for solid tyre		10.00X20 LEMMERZ
4	1	1	1	921786.0001	Ventilförlängare	Tube valve extension		
5	1	1	1	921787.0001	Hållare	Holder		
6	20	20	20	923468.0162	Hjulbult	Wheel bolt		FOR DRIVE AXLE
								923562.0001 AND .0008
7	20	20	20	923468.0163	Hjulumutter	Wheel nut		
8	2	2	2	258066.0100	Distansring	Spacer ring		
9	20	20	20	A08275.0200	Distans	Spacer		FOR DRIVE AXLE
								923562.0001 AND .0008
10	20	20	20	923636.0065	Hjulbult	Wheel bolt		FOR DRIVE AXLE
								923562.0011,.0012,
								.0013,.0028,.0029,
								.0030,.0031
11	20	20	20	923636.0056	Distans	Spacer		FOR DRIVE AXLE
								923562.0011,.0012,
								.0013,.0028,.0029,
								.0030,.0031
12	20	20	20	923636.0055	Mutter	Nut		FOR DRIVE AXLE
								923562.0011,.0012,
								.0013,.0028,.0029,
								.0030,.0031

29. Continental Titan Continental Titan
30. Bearcat Armor Gard Bearcat Armor Gard
31. Continental 417 Continental 417
32. Yokohama Yokohama
33. Nokia Master Grip Nokia Master Grip
34. Bergougnan super comfort Bergougnan super comfort
35. Gumasol GLE softy Gumasol GLE softy
36. Continental CSE Continental CSE



Reservdelar - Spare parts

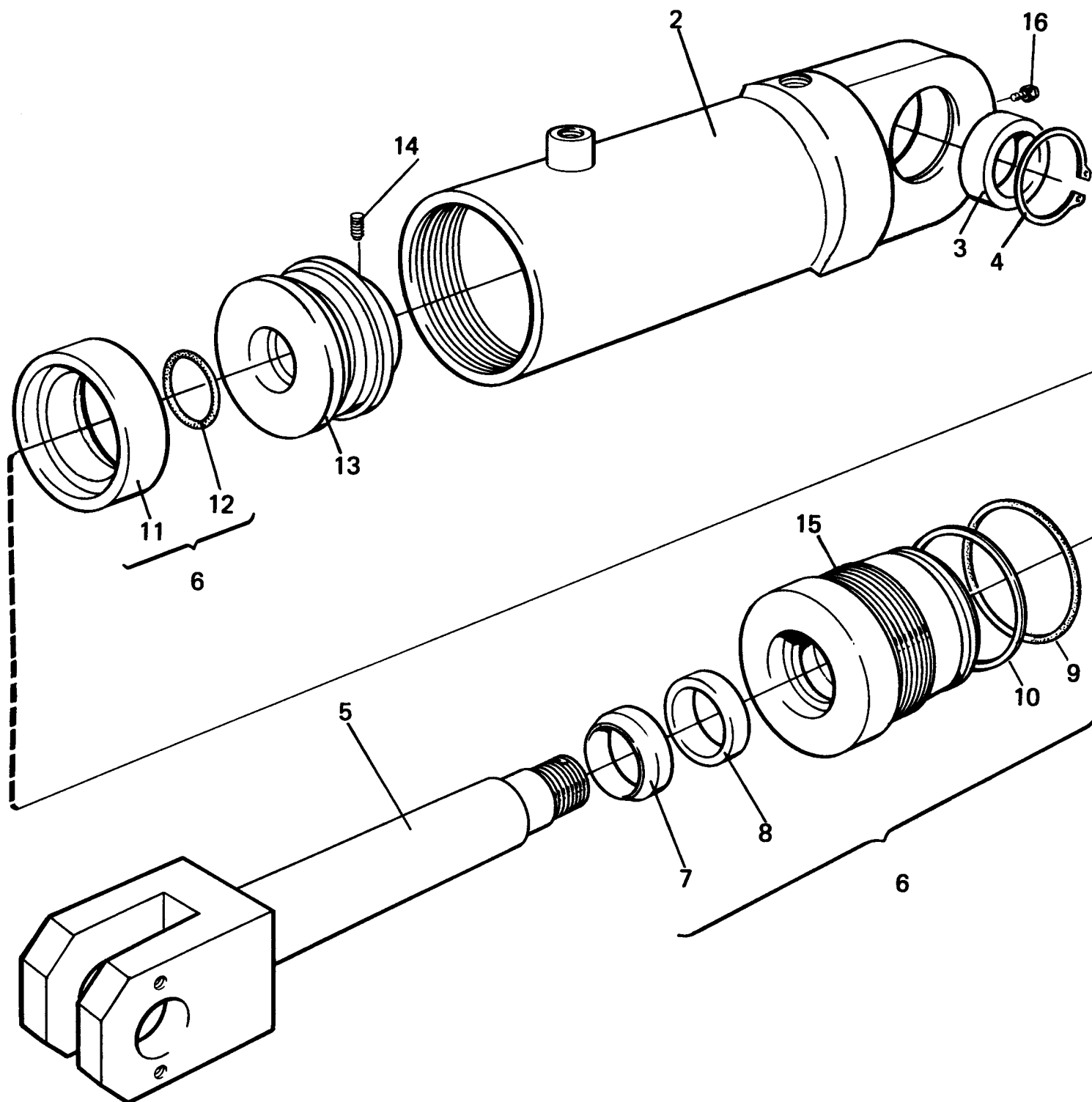
40

203

2000

2000	Utgåva Issue		Bild nr Picture No		Stödhjul och skärm 157423.0200		Supporting wheel and mud guard 157423.0200		
	980615		13284						
	Pos. Fig.	Antal/Quantity			Art nr Part No	Benämning	Description	Sats Kit	Anmärkning Notes
0020					157423.0200	Stödhjul	Support wheel		KPL, DRAWING NO.
0040	1	8			920042.005	Skruv	Screw		
0060	2	4			920068.007	Mutter	Nut		
0080	3	2			EK3087	Axel	Shaft		
0120	4	8			920042.028	Skruv	Screw		
0160	5	2			EK4077	Lock	Cover		
0180	6	2			EK3076	Axel	Shaft		
0200	7	2			5314	Spärring	Retaining ring		
0230	8	2			A01791.0100	Cylinder	Cylinder		SEE GR 40, PAGE 205
0240	9	1			257420.0200	skärm	mud guard		V
0250	10	1			257420.0100	Skärm	Mud guard		H
0280	11	2			2564	Lager	Bearing		
0300	12	20			98202	Bricka	Washer		
0320	13	2			EK4013	Axel	Shaft		
0340	14	2			436181.0100	Lock	Cover		
0360	15	8			920042.006	Skruv	Screw		
0380	16	2			236094.0100	Lager	Bearing		KPL
0390	16A	2			922356.0002	•Lager	•Bearing		
0400	17	4			160	Smörjnippel	Lubricant nipple		
0420	18	20			3116	Skruv	Screw		
0440	19	2			922624.0003	Däck	Tyre		12.00X20 18PLY
0450									FOR 12/1200-16/900
0460		2			922697.0002	Däck	Tyre		12.00X20 20PLY
0470									FOR 16/1200
0480	20	2			923104.0002	Fälg	Rim		8.0X20 HD
0490									FOR 12/1200-16/900
0520		ERF			923108.0002	•Stödring	•Back-up ring		8.0"
0530		ERF			923108.0003	•Låsring	•Lock ring		
0535		2			923104.0003	Fälg	Rim		8.00X20 GIANETTI
0537									FOR 16/1200
0538		ERF			923108.0002	•Stödring	•Back-up ring		
0539		ERF			923108.0003	•Låsring	•Lock ring		
0540	21	20			548	Hjulumutter	Wheel nut		
0560	22	10			921765.0002	Skruv	Screw		
0580	23	2			R42754.003	Navkapsel	Hub cap		
0600	24	4			98144	Mutter	Nut		
0620	25	2			98218	Bricka	Washer		
0640	26	2			R42752.001	Bricka	Washer		
0660	27	2			97018	Lager	Bearing		
0680	28	2			236092.0100	Nav	Hub		
0700	29	20			R42101.001	Skruv	Screw		
0720	30	2			1762	Lager	Bearing		
0740	31	2			920085.010	Dammskydd	Dust shield		
0760	32	40			921899.126	Skruv	Screw		
0780	33	2			236093.0100	Hjulaxel	Wheel shaft		
0800	34	1			358688.0200	Plåt	Plate		V
0820	35	1			358688.0100	Plåt	Plate		H
0840	36	2			336095.0100	Axeltapp	Shaft pivot		
0860	37								NOT USED
0880	38	4			920076.008	Låsmutter	Lock nut		
0900	39	4			920074.102	Skruv	Screw		

①



14174

Reservdelar - Spare parts

40

205

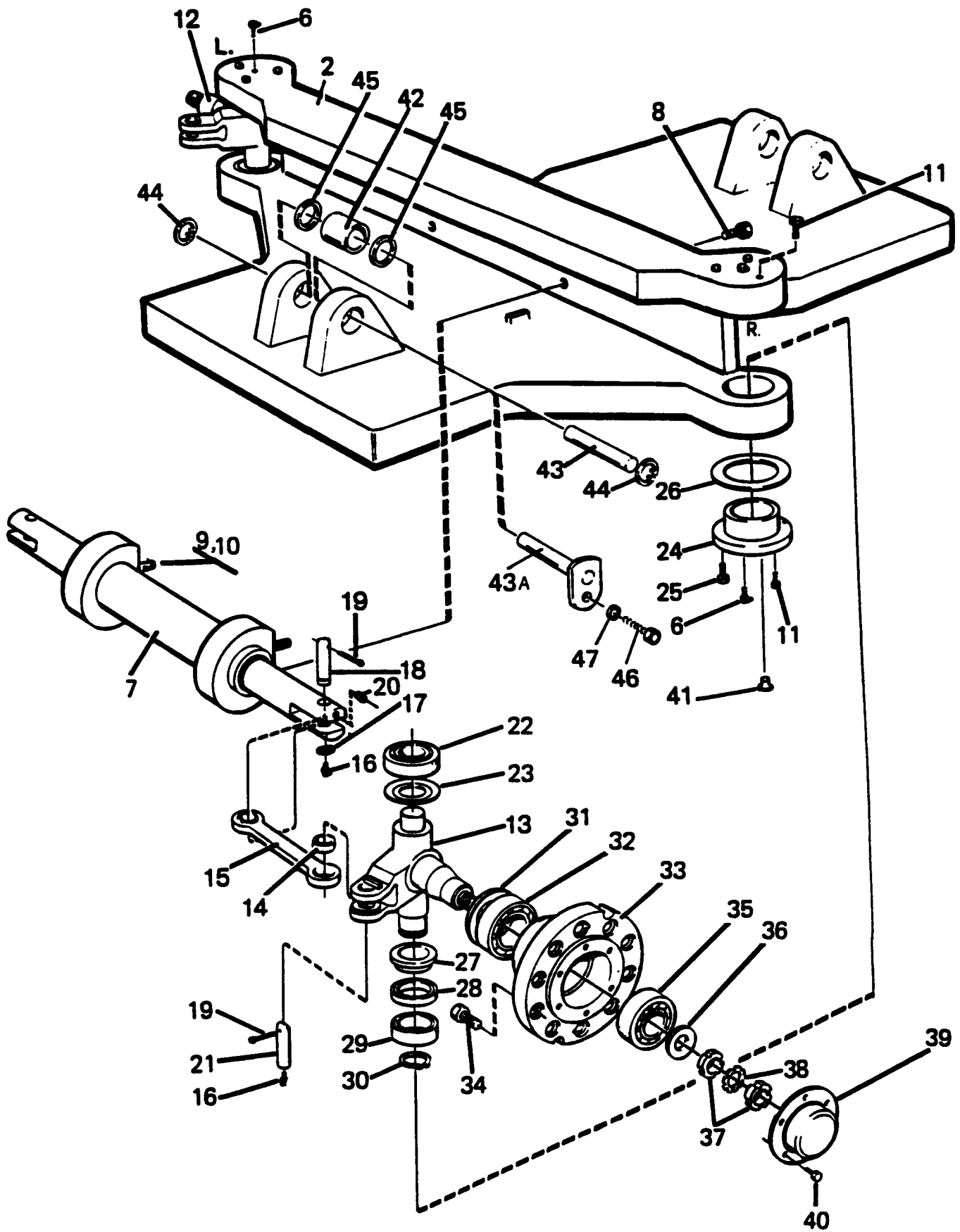
2050

2050	Utgåva Issue		Bild nr Picture No		Stödhjulscylinder A01791.0100		Supporting wheel cylinder A01791.0100		
	980615		14174						
	Pos. Fig.	Antal/Quantity			Art nr Part No	Benämning	Description	Sats Kit	Anmärkning Notes
0020	1	1			A01791.0100	Cylinder	Cylinder		KPL
0040	2	1			350300.0200	•Cylinderrör	•Cylinder pipe		
0060	3	1			2564	•Ledlager	•Guide bearing		
0080	4	1			2585	•Spärring	•Retaining ring		
0100	5	1			454669.0100	•Kolvstång	•Piston rod		
0120	6	1			920670.0003	•Packningssats	•Gasket kit		
0140	7	1			920051.006	••Avstrykare	••Wiper	S	
0160	8	1			920102.005	••Tätning	••Seal	S	
0180	9	1			95966	••O-ring	••O-ring	S	
0190	10	1			921464.0022	••Stödring	••Back-up ring	S	
0200	11	1			920114.002	••Tätning	••Seal	S	
0220	12	1			96021	••O-ring	••O-ring	S	
0260	13	1			420178.0100	•Kolv	•Piston		
0280	14	1			920069.030	•Skruv	•Screw		
0290	15	1			A00300.0300	•Cylinderhuvud	•Cylinder head		
0300	16	1			921068.0003	•Smörjnippel	•Lubricant nipple		

Reservdelar - Spare parts
60
1

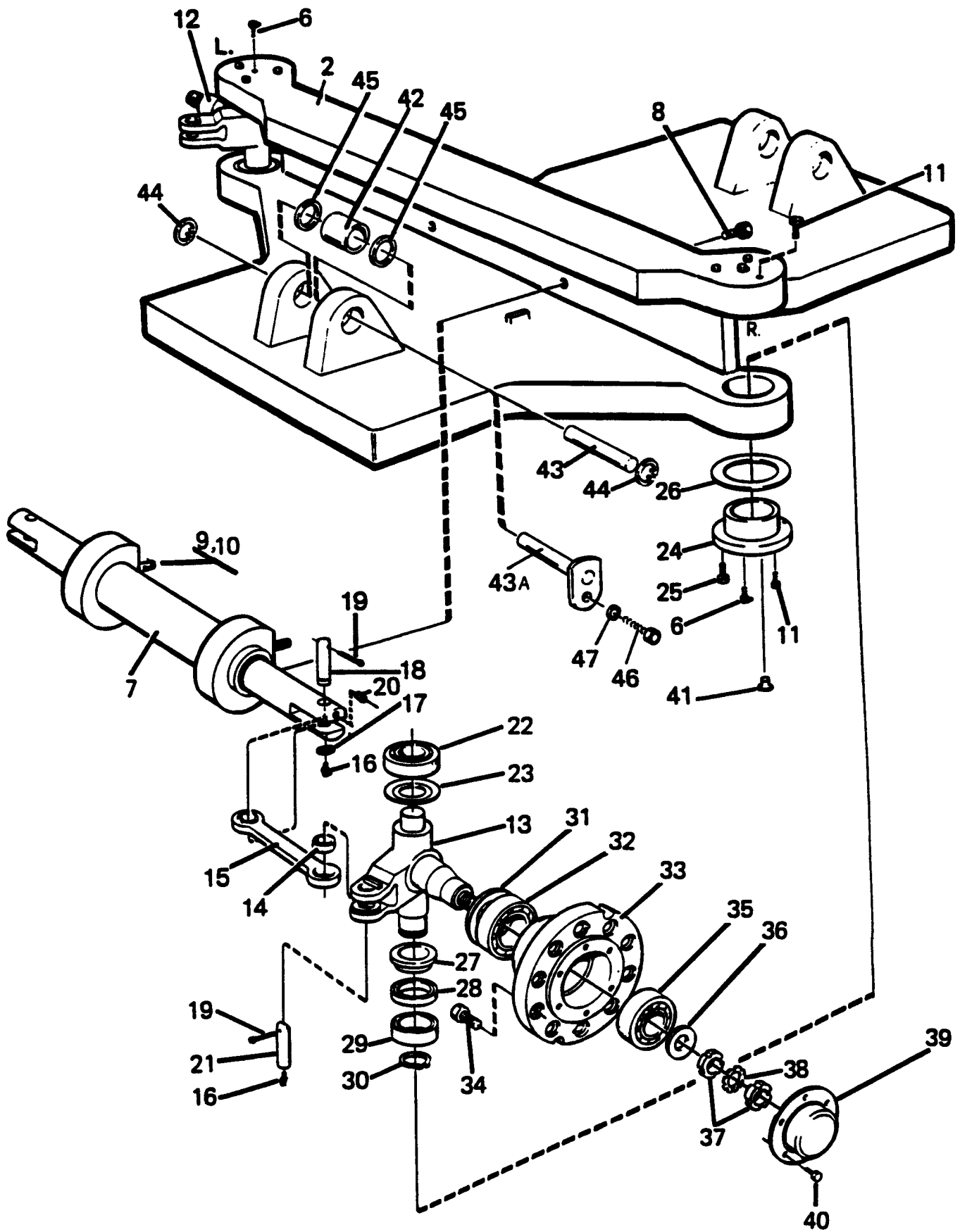
0001	Utgåva Issue 980615	Styrssystem	Steering system	
				Sida Page
0020 0040 0050	Styraxel komplett gummiupphängd, 455301.xxxx		Steering axle assy rubber suspended, 455301.xxxx	3
0060 0080 0090	Styraxel komplett gummiupphängd, A09482.xxxx		Steering axle assy rubber suspended, A09482.xxxx	7
0100 0120 0130	Styraxel komplett gummiupphängd, A11506.xxxx, A16624.xxxx		Steering axle assy rubber suspended, A11506.xxxx, A16624.xxxx	11
0140 0160 0170	Styraxel komplett gummiupphängd, fjädrande, A11506.1000		Steering axle assy rubber suspended, resilient, A11506.1000	15
0180 0200 0210	Styrcylinder A01786.0300,.0400, •0500		Steering cylinder A01786.0300,.0400, •0500	17
0220 0240 0250 0260	Styrcylinder A10293.0100,.0200,.0400, •0500,.0600,.0800,.1000		Steering cylinder A10293.0100,.0200, •0400,.0500,.0600,.0800,.1000	19
	Hjul		Wheels	21

1



0110	Utgåva Issue 980615	Bild nr Picture No 15413	Styraxel Gummiupphängd 455301.xxxx			Steering axle Rubber suspended 455301.xxxx			
	Pos. Fig.	Antal/Quantity			Art nr Part No	Benämning	Description	Sats Kit	Anmärkning Notes
		4553 01. 0100	4553 01. 0200	4553 01. 0300					
0020	1	1			455301.0100	Styraxel	Steering axle		HJB=2700-3250
0040			1		455301.0200	Styraxel	Steering axle		HJB=3500-4000
0060				1	455301.0300	Styraxel	Steering axle		HJB=3500-3750, SPEC. ECT
0065									HJB=2700-3250
0100	2	1			355410.0100	•Styraxelbrygga	•Steering axle girder		HJB=3500-4000
0120			1		355410.0200	•Styraxelbrygga	•Steering axle girder		
0140				1	355410.0300	•Styraxelbrygga	•Steering axle girder		
0180	3								NOT USED
0200	4								NOT USED
0220	5								NOT USED
0240	6	4	4	4	167	•Smörjnippel	•Lubricant nipple		
0260	7	1			A01786.0300	•Styrcylinder	•Steering cylinder		SEE GR 60, PAGE 17
0265			1		A01786.0400	•Styrcylinder	•Steering cylinder		SEE GR 60, PAGE 17
0270				1	A01786.0500	•Styrcylinder	•Steering cylinder		SEE GR 60, PAGE 17
0280	8	4	4	4	920074.100	•Skruv	•Screw		
0300	9	2	2	2	450196.0100	•Koppling	•Fitting		
0320	10	2	2	2	5936	•Tredoring	•Tredoring		
0340	11	12	12	12	920099.021	•Skruv	•Screw		
0360	12	1	1	1	150197.0200	•Styrspindel	•Steering spindle		V
0380	13	1	1	1	150197.0100	•Styrspindel	•Steering spindle		H
0400	14	4	4	4	2564	•Lager	•Bearing		
0420	15	2	2	2	450193.0200	•Länkkarm	•Link lever		
0440	16	4	2	2	166	•Smörjnippel	•Lubricant nipple		
0460	17	2	2	2	5314	•Spärring	•Retaining ring		
0480	18	2	2	2	450195.0100	•Axel	•Shaft		
0500	19	4	4	4	3289	•Saxpinne	•Split pin		
0520	20	2	2	2	920055.004	•Skruv	•Screw		
0540	21	2	2	2	450194.0100	•Axel	•Shaft		
0560	22	2	2	2	97019	•Lager	•Bearing		
0580	23	2	2	2	920085.009	•Tätningsring	•Seal ring		
0600	24	2	2	2	350190.0100	•Lagerhållare	•Bearing holder		
0620	25	12	12	12	920728.106	•Skruv	•Screw		
0640	26	ERF	ERF	ERF	450191.0100	•Justermellanlägg	•Shim		TJL=0,25
0660		ERF	ERF	ERF	450191.0200	•Justermellanlägg	•Shim		TJL=1,00
0680	27	2	2	2	450192.0100	•Skyddsring	•Protection ring		
0700	28	2	2	2	921317.0002	•Tätningsring	•Seal ring		
0720	29	2	2	2	920924.0002	•Lager	•Bearing		
0740	30	2	2	2	920046.085	•Spärring	•Retaining ring		
0760	31	2	2	2	920085.010	•Dammskydd	•Dust shield		
0780	32	2	2	2	1762	•Lager	•Bearing		
0800	33	2	2	2	150198.0100	•Nav	•Hub		
0820	34	20	20	20	R42101.001	•Hjulbult	•Wheel bolt		
0840	35	2	2	2	97018	•Lager	•Bearing		
0860	36	2	2	2	R42752.001	•Bricka	•Washer		
0880	37	4	4	4	98144	•Mutter	•Nut		
0900	38	2	2	2	98218	•Bricka	•Washer		
0920	39	2	2	2	R42754.003	•Navkapsel	•Hub cap		
0940	40	10	10	10	921765.0002	•Skruv	•Screw		
0960	41	6	6	6	921377.0005	•Propphuv	•Plug cap		
0980	42	2	2	2	923223.0002	Bussning	Bushing		RUBBER
0985	43	2	2		356341.0100	Axel	Shaft		
0987	43A			2	458774.0100	Axel	Shaft		
0990	44	4	4		920046.038	Spärring	Retaining ring		
0995	45	4	4	4	455450.0100	Bricka	Washer		
1000	46			2	920042.070	Skruv	Screw		
1005	47			2	98154	Bricka	Washer		
1010									

1

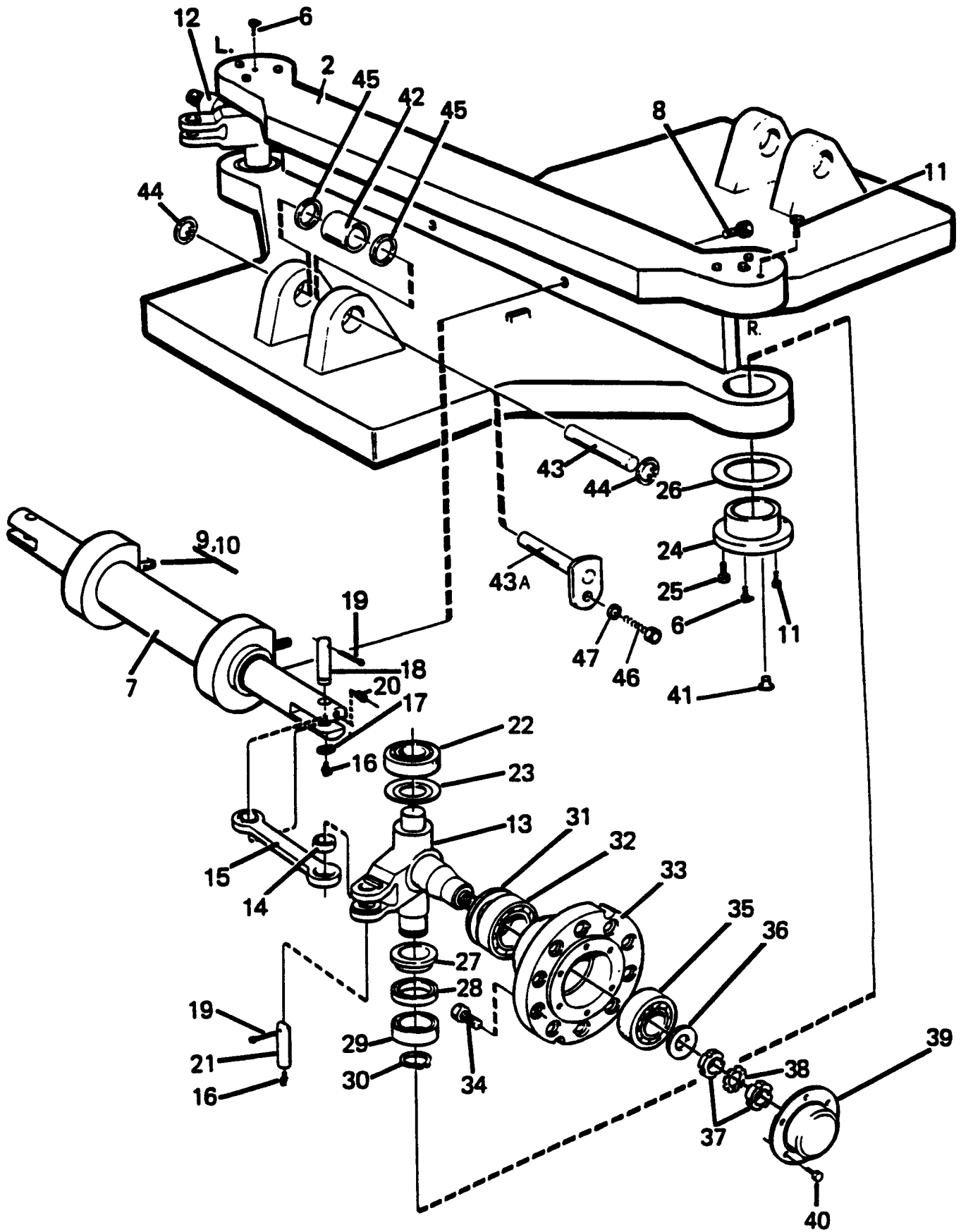


Reservdelar - Spare parts
60
5

0110

Utgåva Issue		Bild nr Picture No		Styraxel Gummiupphängd		Steering axle Rubber suspended		
980615		15413		455301.xxxx		455301.xxxx		
Pos. Fig.	Antal/Quantity			Art nr Part No	Benämning	Description	Sats Kit	Anmärkning Notes
	4553 01. 0100	4553 01. 0200	4553 01. 0300					
	ERF			456616.0200	Motvikt	Counterweight		1)
	ERF			456616.1000	•Skruv	•Screw		L=375
	ERF			456616.1500	•Skruv	•Screw		L=220
	ERF			920076.009	•Mutter	•Nut		L=190
	ERF			920165.013	•Bricka	•Washer		

1

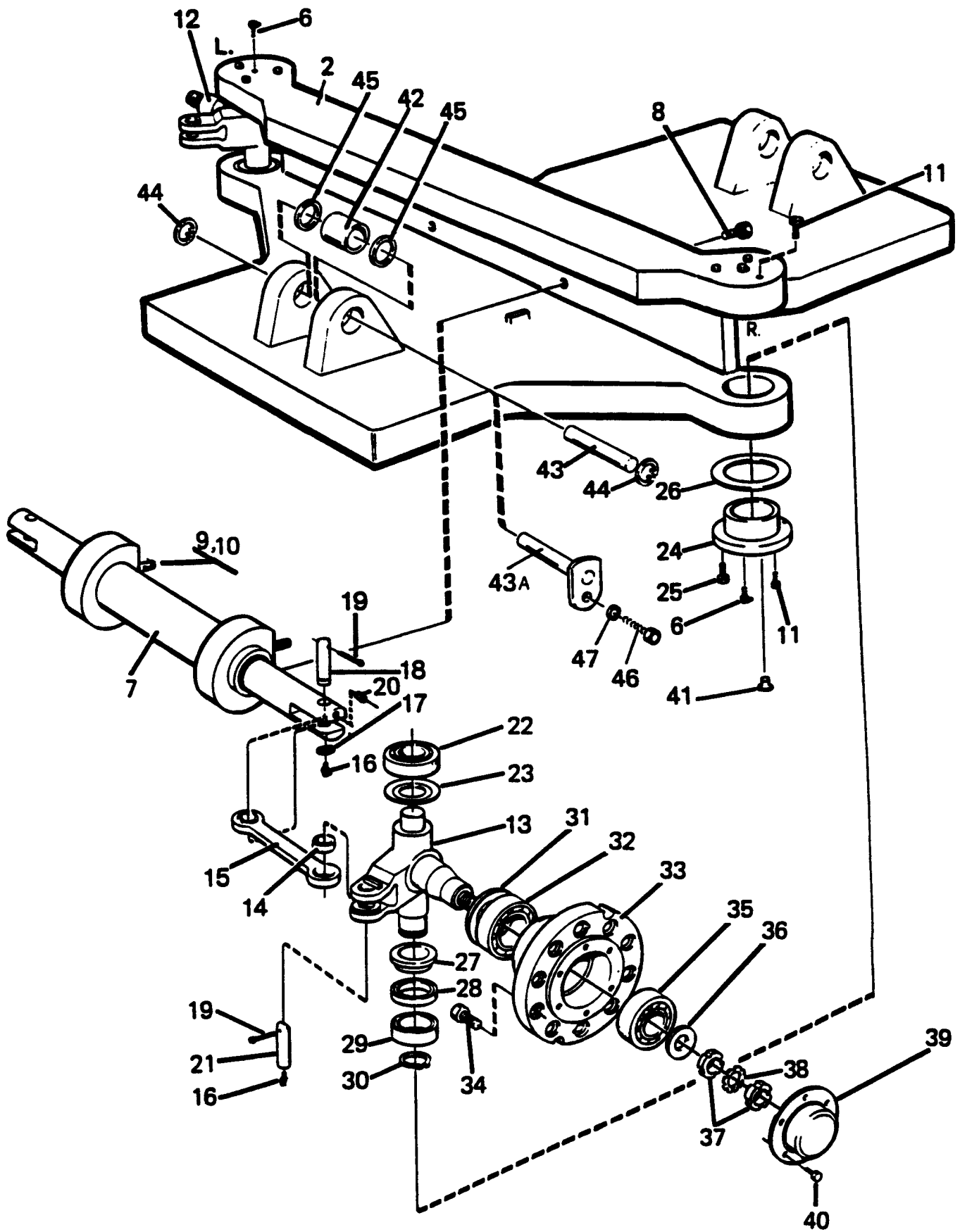


Reservdelar - Spare parts

0130

0130	Utgåva Issue		Bild nr Picture No		Styraxel Gummiupphängd A09482.xxxx		Steering axle Rubber suspended A09482.xxxx		
	Pos. Fig.	Antal/Quantity			Art nr Part No	Benämning	Description	Sats Kit	Anmärkning Notes
		A094 82. 0100	A094 82. 0200	A094 82. 0500					
0020	1	1			A09482.0100	Styraxel	Steering axle		HJB=2700-3250
0040			1		A09482.0200	Styraxel	Steering axle		HJB=3500-4000
0060				1	A09482.0500	Styraxel	Steering axle		HJB=3500-3750, SPEC. ECT
0065									
0100	2	1			355410.0100	•Styraxelbrygga	•Steering axle girder		HJB=2700-3250
0120			1		355410.0200	•Styraxelbrygga	•Steering axle girder		HJB=3500-4000
0140				1	355410.0300	•Styraxelbrygga	•Steering axle girder		HJB=3500-3750, SPEC. ECT
0145									NOT USED
0180	3								NOT USED
0200	4								NOT USED
0220	5								NOT USED
0240	6	4	4	4	167	•Smörjnippel	•Lubricant nipple		
0260	7	1	1		A01786.0300	•Styrcylinder	•Steering cylinder		SEE GR 60, PAGE 17
0270				1	A01786.0500	•Styrcylinder	•Steering cylinder		SEE GR 60, PAGE 17
0280	8	4	4	4	920074.100	•Skruv	•Screw		
0300	9	2	2	2	450196.0100	•Koppling	•Fitting		
0320	10	2	2	2	5936	•Tredoring	•Tredoring		
0340	11	12	12	12	920099.021	•Skruv	•Screw		
0360	12	1	1	1	150197.0200	•Styrspindel	•Steering spindle		V
0380	13	1	1	1	150197.0100	•Styrspindel	•Steering spindle		H
0400	14	4	4	4	2564	•Lager	•Bearing		
0420	15	2	2	2	450193.0200	•Länkarm	•Link lever		
0440	16	4	4	4	166	•Smörjnippel	•Lubricant nipple		
0460	17	2	2	2	5314	•Spärring	•Retaining ring		
0480	18	2	2	2	450195.0100	•Axel	•Shaft		
0500	19	4	4	4	3289	•Saxpinne	•Split pin		
0520	20	2	2	2	920055.004	•Skruv	•Screw		
0540	21	2	2	2	450194.0100	•Axel	•Shaft		
0560	22	2	2	2	97019	•Lager	•Bearing		
0580	23	2	2	2	920085.009	•Tätningsring	•Seal ring		
0600	24	2	2	2	350190.0100	•Lagerhållare	•Bearing holder		
0620	25	12	12	12	920728.106	•Skruv	•Screw		
0640	26	ERF	ERF	ERF	450191.0100	•Justermellanlägg	•Shim		TJL=0,25
0660		ERF	ERF	ERF	450191.0200	•Justermellanlägg	•Shim		TJL=1,00
0680	27	2	2	2	450192.0100	•Skyddsring	•Protection ring		
0700	28	2	2	2	921317.0002	•Tätningsring	•Seal ring		
0720	29	2	2	2	920924.0002	•Lager	•Bearing		
0740	30	2	2	2	920046.085	•Spärring	•Retaining ring		
0760	31	2	2	2	920085.010	•Dammskydd	•Dust shield		
0780	32	2	2	2	1762	•Lager	•Bearing		
0800	33	2	2	2	150198.0100	•Nav	•Hub		
0820	34	20	20	20	A09480.0100	•Hjulbult	•Wheel bolt		
0840	35	2	2	2	97018	•Lager	•Bearing		
0860	36	2	2	2	R42752.001	•Bricka	•Washer		
0880	37	4	4	4	98144	•Mutter	•Nut		
0900	38	2	2	2	98218	•Bricka	•Washer		
0920	39	2	2	2	R42754.003	•Navkapsel	•Hub cap		
0940	40	10	10	10	921765.0002	•Skruv	•Screw		
0960	41	6	6	6	921377.0005	•Propphuv	•Plug cap		
0980	42	2	2	2	923223.0002	Bussning	Bushing		RUBBER
0985	43	2	2		356341.0100	Axel	Shaft		
0987	43A			2	458774.0100	Axel	Shaft		
0990	44	4	4		920046.038	Spärring	Retaining ring		
0995	45	4	4	4	455450.0100	Bricka	Washer		
1000	46			2	920042.070	Skruv	Screw		
1005	47			2	98154	Bricka	Washer		
1010									

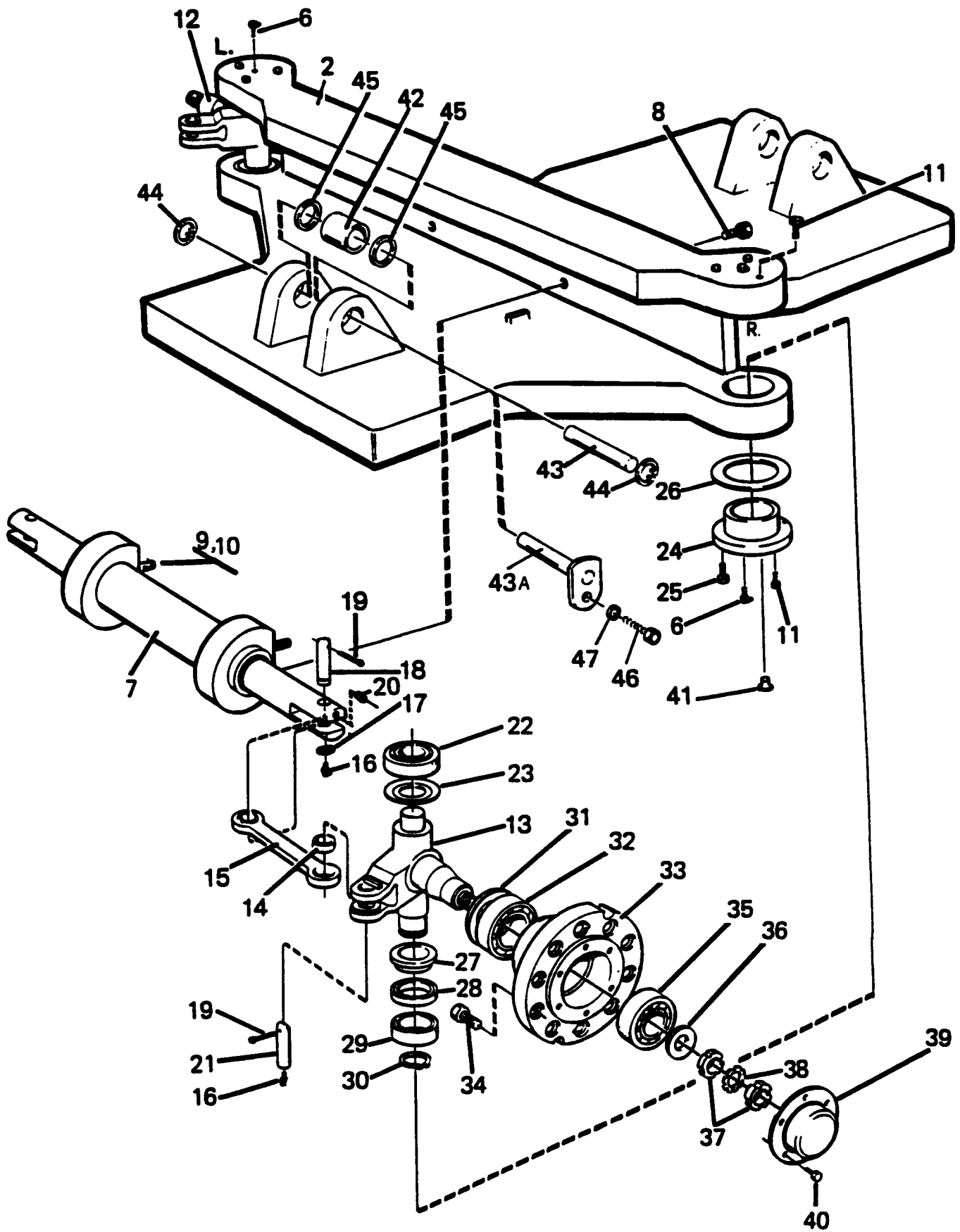
1



Reservdelar - Spare parts
60
9

0130	Utgåva Issue		Bild nr Picture No		Styraxel Gummiupphängd A09482.xxxx		Steering axle Rubber suspended A09482.xxxx		
	980615		15413						
1015 1020 1040 1060 1080 1100	Pos. Fig.	Antal/Quantity			Art nr Part No	Benämning	Description	Sats Kit	Anmärkning Notes
		A094 82. 0100	A094 82. 0200	A094 82. 0500					
		ERF			456616.0200	Motvikt •Skruv	Counterweight •Screw		1) L=375
		ERF			456616.1000	•Skruv	•Screw		L=220
		ERF			456616.1500	•Skruv	•Screw		L=190
		ERF			920076.009	•Mutter	•Nut		
		ERF			920165.013	•Bricka	•Washer		

1



Reservdelar - Spare parts

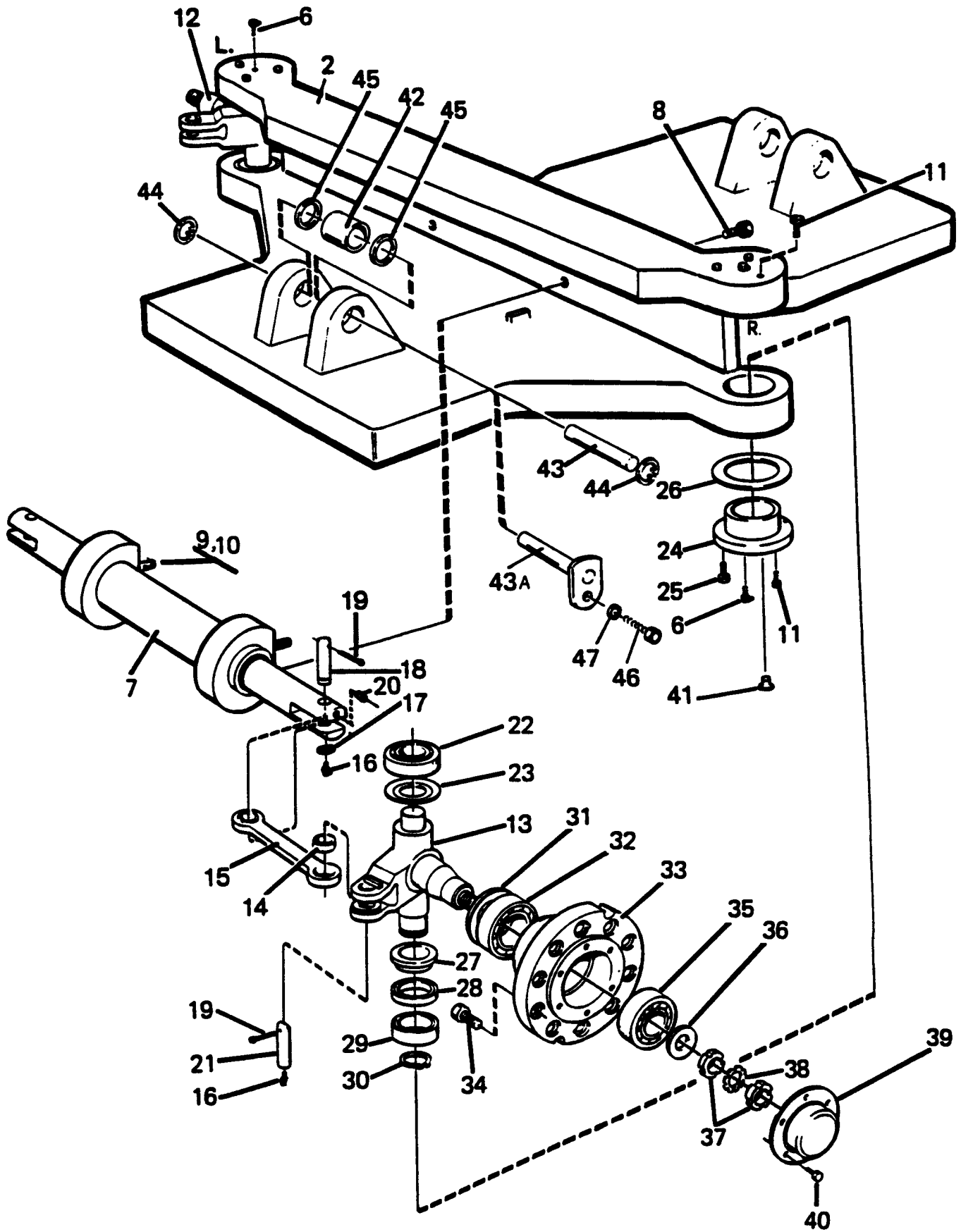
60

11

0140

0140	Utgåva Issue		Bild nr Picture No		Styraxel Gummiupphängd A11506.xxxx,A16624.xxxx		Steering axle Rubber suspended A11506.xxxx A16624.xxxx		
	Pos. Fig.	Antal/Quantity			Art nr Part No	Benämning	Description	Sats Kit	Anmärkning Notes
0010	-	1			A16624.0100	Styraxel	Steering axle		HJB=2700-3250
0011									FÖR FÄLG/FOR RIM
0012									EWP8.520
0013									SE/SEE A11506.0900
0015	-		1		A16624.0200	Styraxel	Steering axle		HJB=3500-3750
0016									FÖR FÄLG/FOR RIM
0017									EWP8.520
0018									SE/SEE A11506.0200
0020	1	1			A11506.0100	Styraxel	Steering axle		HJB=2700-3250
0040		1			A11506.0400	Styraxel	Steering axle		HJB=2750-3250
0060		1			A11506.0900	Styraxel	Steering axle		HJB=2750-3250
0080			1		A11506.0200	Styraxel	Steering axle		HJB=3500-4000
0100			1		A11506.0300	Styraxel	Steering axle		HJB=3500-3750
0120			1		A11506.0500	Styraxel	Steering axle		HJB=3500-4000
0140			1		A11506.0700	Styraxel	Steering axle		HJB=3500-4000
0160	2	1			355410.0100	•Styraxelbrygga	•Steering axle girder		HJB=2700-3250
0180			1		355410.0200	•Styraxelbrygga	•Steering axle girder		HJB=3500-4000
0200	3								NOT USED
0220	4								NOT USED
0240	5								NOT USED
0260	6	4	4		167	•Smörjnippel	•Lubricant nipple		
0280	7	1			A10293.0100	•Styrcylinder	•Steering cylinder		SEE GR 60, PAGE 19
0300									FOR A11506.0100
0320		1			A10293.0400	•Styrcylinder	•Steering cylinder		SEE GR 60, PAGE 19
0340									FOR A11506.0400
0360		1			A10293.1000	•Styrcylinder	•Steering cylinder		SEE GR 60, PAGE 19
0380									FOR A11506.0900
0400			1		A10293.0200	•Styrcylinder	•Steering cylinder		SEE GR 60, PAGE 19
0420									FOR A11506.0200
0440			1		A10293.0500	•Styrcylinder	•Steering cylinder		SEE GR 60, PAGE 19
0460									FOR A11506.0300
0480			1		A10293.0600	•Styrcylinder	•Steering cylinder		SEE GR 60, PAGE 19
0500									FOR A11506.0500
0520			1		A10293.0800	•Styrcylinder	•Steering cylinder		SEE GR 60, PAGE 19
0540									FOR A11506.0700
0560	8	4	4		920074.100	•Skruv	•Screw		
0580	9	2	2		408985.2700	•Nippel	•Nipple		
0600	10	2	2		5936	•Tredoring	•Tredoring		
0620	11	12	12		920099.021	•Skruv	•Screw		
0640	12	1	1		150197.0200	•Styrspindel	•Steering spindle		V
0660	13	1	1		150197.0100	•Styrspindel	•Steering spindle		H
0680	14	4	4		2564	•Lager	•Bearing		
0700	15	2	2		450193.0200	•Länkarm	•Link lever		
0720	16	4	4		166	•Smörjnippel	•Lubricant nipple		
0740	17	2	2		5314	•Spårring	•Retaining ring		
0760	18	2	2		450195.0100	•Axel	•Shaft		
0780	19	4	4		3289	•Saxpinne	•Split pin		
0800	20	2	2		920055.004	•Skruv	•Screw		
0820	21	2	2		450194.0100	•Axel	•Shaft		
0840	22	2	2		97019	•Lager	•Bearing		
0860	23	2	2		920085.009	•Tätningsring	•Seal ring		
0880	24	2	2		350190.0100	•Lagerhållare	•Bearing holder		
0900	25	12	12		920728.106	•Skruv	•Screw		
0920	26	ERF	ERF		450191.0100	•Justermellanlägg	•Shim		TJL=0,25
0940		ERF	ERF		450191.0200	•Justermellanlägg	•Shim		TJL=1,00
0960	27	2	2		450192.0100	•Skyddsring	•Protection ring		
0980	28	2	2		921317.0002	•Tätningsring	•Seal ring		
1000	29	2	2		920924.0002	•Lager	•Bearing		
1020	30	2	2		920046.085	•Spårring	•Retaining ring		
1040	31	2	2		920085.010	•Dammskydd	•Dust shield		
1060	32	2	2		1762	•Lager	•Bearing		

1



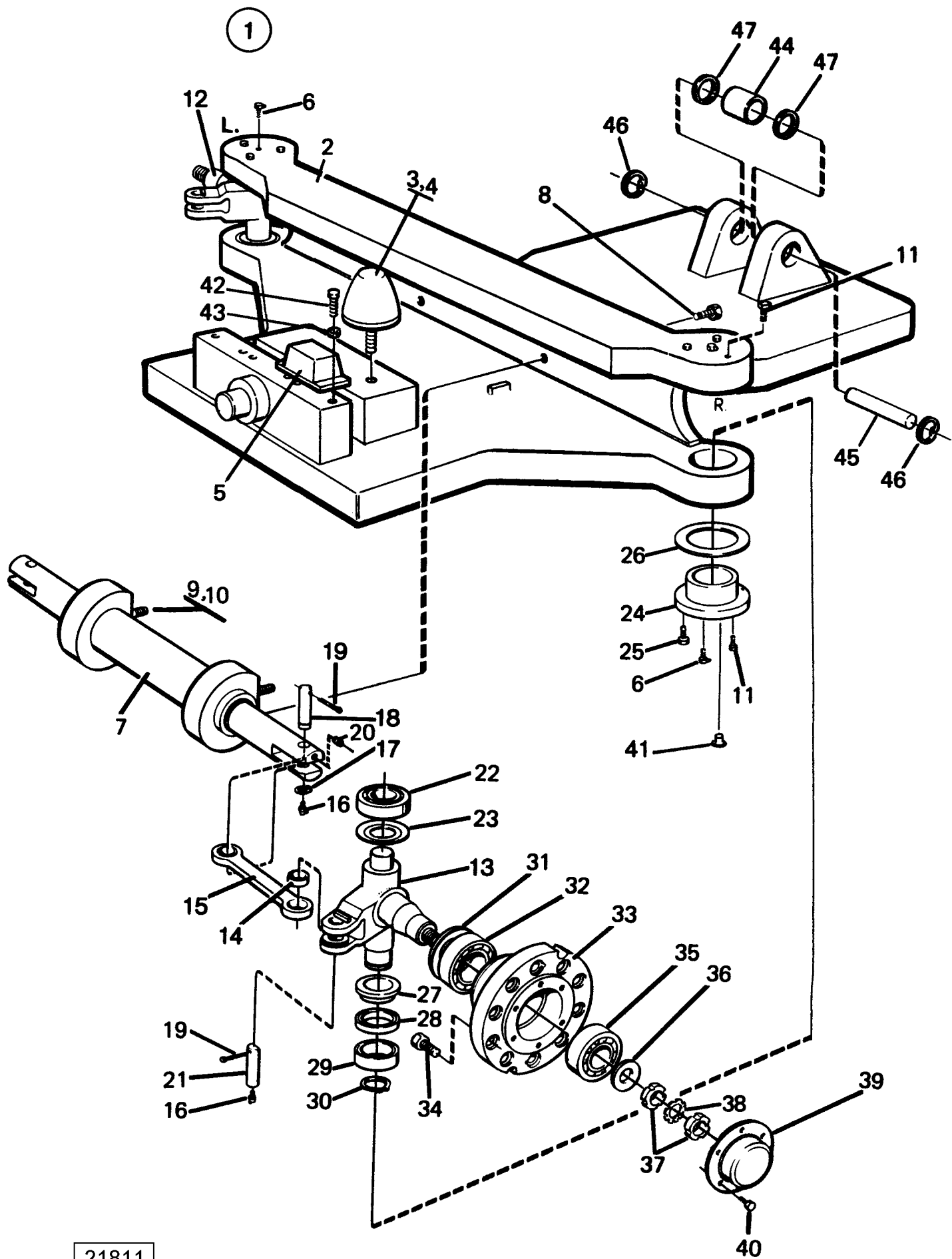
Reservdelar - Spare parts

60

13

0140

0140	Utgåva Issue		Bild nr Picture No		Styraxel Gummiupphängd		Steering axle Rubber suspended		
	980615		15413		A11506.xxxx,A16624.xxxx		A11506.xxxx A16624.xxxx		
	Pos. Fig.	Antal/Quantity			Art nr Part No	Benämning	Description	Sats Kit	Anmärkning Notes
1080	33	2	2		150198.0100	•Nav	•Hub		RUBBER
1100	34	20	20		A09480.0100	•Hjulbult	•Wheel bolt		
1120	35	2	2		97018	•Lager	•Bearing		
1140	36	2	2		R42752.001	•Bricka	•Washer		
1160	37	4	4		98144	•Mutter	•Nut		
1180	38	2	2		98218	•Bricka	•Washer		
1200	39	2	2		R42754.003	•Navkapsel	•Hub cap		
1220	40	10	10		921765.0002	•Skruv	•Screw		
1240	41	6	6		921377.0005	•Propphuv	•Plug cap		
1260	42	2	2		923223.0002	Bussning	Bushing		
1280	43	2	2		356341.0100	Axel	Shaft		NOT USED
1300	43A								
1320	44	4	4		920046.038	Spårring	Retaining ring		NOT USED NOT USED
1340	45	4	4		455450.0100	Bricka	Washer		
1360	46								
1380	47								
1400									
1420						Motvikt	Counterweight		1) L=375 L=220 L=190
1440	ERF	ERF	ERF	456616.0200	•Skruv	•Screw			
1460	ERF	ERF	ERF	456616.1000	•Skruv	•Screw			
1480	ERF	ERF	ERF	456616.1500	•Skruv	•Screw			
1500	ERF	ERF	ERF	920076.009	•Mutter	•Nut			
1520	ERF	ERF	ERF	920165.013	•Bricka	•Washer			



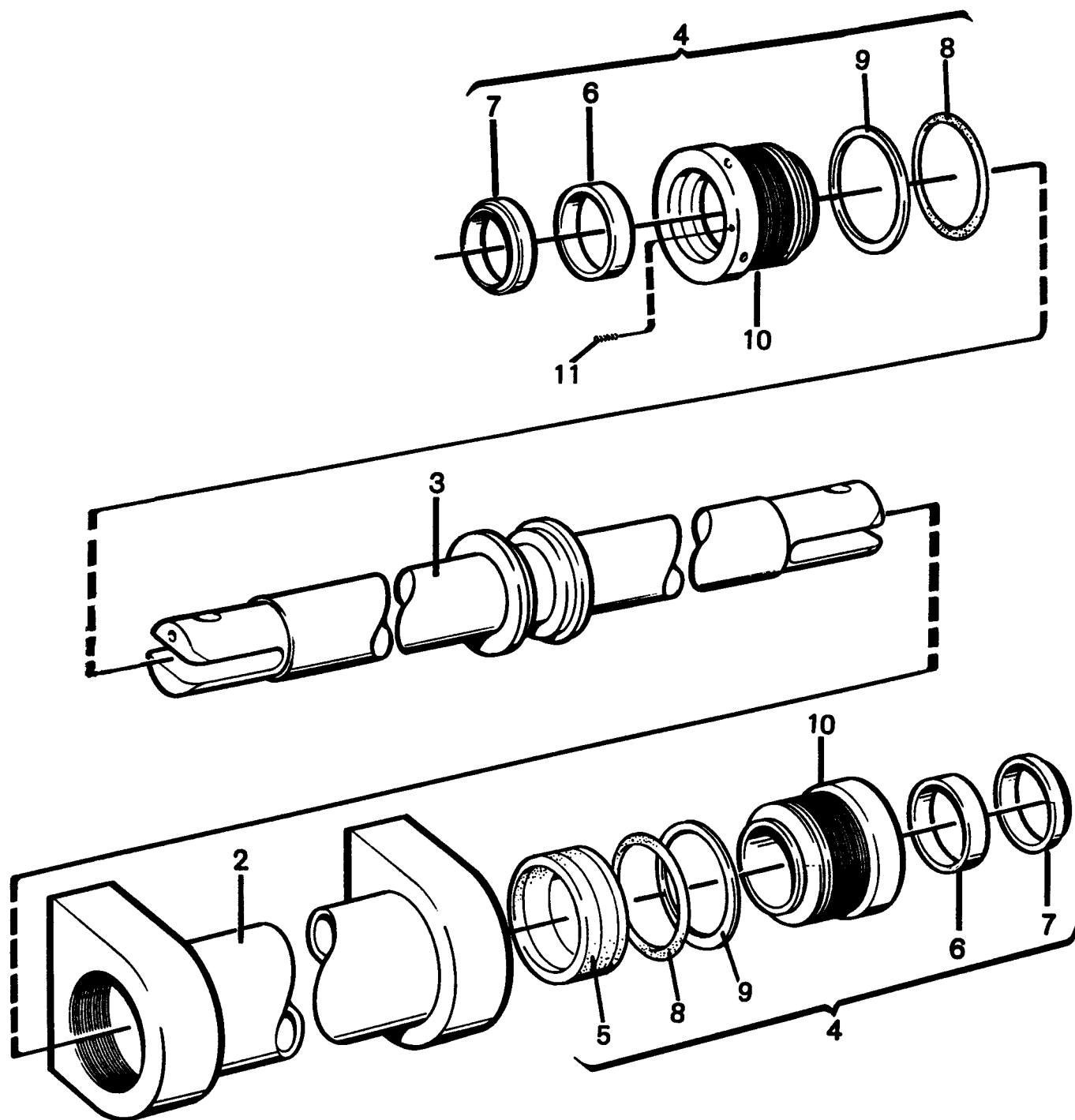
Reservdelar - Spare parts

60

15

0150	Utgåva Issue		Bild nr Picture No		Styraxel Gummiupphängd,fjädrande A11506.1000		Steering axle, Rubber suspended,resilient A11506.1000	
	Pos. Fig.	Antal/Quantity		Art nr Part No	Benämning	Description	Sats Kit	Anmärkning Notes
0020	1	1		A11506.1000	Styraxel	Steering axle		HJB=3250
0040	2	1		355410.0600	•Styraxelbrygga	•Steering axle girder		HJB=3250
0060	3	3		922552.0011	•Gummidämpare	•Rubber cushion		
0080	4	3		5590	•Mutter	•Nut		
0100	5	3		922552.0010	•Gummidämpare	•Rubber cushion		
0120	6	4		167	•Smörjnippel	•Lubricant nipple		
0140	7	1		A10293.1000	•Styrcylinder	•Steering cylinder		SEE GR 60, PAGE 19
0160	8	4		920074.099	•Skruv	•Screw		
0180	9	2		408985.2700	•Nippel	•Nipple		
0200	10	2		5936	•Tredoring	•Tredoring		
0220	11	12		920099.021	•Skruv	•Screw		
0240	12	1		150197.0200	•Styrspindel	•Steering spindle		V
0260	13	1		150197.0100	•Styrspindel	•Steering spindle		H
0280	14	4		2564	•Lager	•Bearing		
0300	15	2		450193.0200	•Länkarm	•Link lever		
0320	16	4		166	•Smörjnippel	•Lubricant nipple		
0340	17	2		5314	•Spärring	•Retaining ring		
0360	18	2		450195.0100	•Axel	•Shaft		
0380	19	4		3289	•Saxpinne	•Split pin		
0400	20	2		920055.004	•Skruv	•Screw		
0420	21	2		450194.0100	•Axel	•Shaft		
0440	22	2		97019	•Lager	•Bearing		
0460	23	2		920085.009	•Tättningsring	•Seal ring		
0480	24	2		350190.0100	•Lagerhållare	•Bearing holder		
0500	25	12		920728.106	•Skruv	•Screw		
0520	26	ERF		450191.0100	•Justermellanlägg	•Shim		TJL=0,25
0540		ERF		450191.0200	•Justermellanlägg	•Shim		TJL=1,00
0560	27	2		450192.0100	•Skyddsring	•Protection ring		
0580	28	2		921317.0002	•Tättningsring	•Seal ring		
0600	29	2		920924.0002	•Lager	•Bearing		
0620	30	2		920046.085	•Spärring	•Retaining ring		
0640	31	2		920085.010	•Dammskydd	•Dust shield		
0660	32	2		1762	•Lager	•Bearing		
0680	33	2		150198.0100	•Nav	•Hub		
0700	34	20		A09480.0100	•Hjulbult	•Wheel bolt		
0720	35	2		97018	•Lager	•Bearing		
0740	36	2		R42752.001	•Bricka	•Washer		
0760	37	4		98144	•Mutter	•Nut		
0780	38	2		98218	•Bricka	•Washer		
0800	39	2		R42754.003	•Navkapsel	•Hub cap		
0820	40	10		921765.0002	•Skruv	•Screw		
0840	41	6		921377.0005	•Propphuv	•Plug cap		
0860	42	6		920099.027	•Skruv	•Screw		
0880	43	6		920098.025	•Bricka	•Washer		
0900	44	1		923223.0002	Bussning	Bushing		RUBBER
0920	45	1		356341.0100	Axel	Shaft		
0940	46	2		920046.038	Spärring	Retaining ring		
0960	47	2		455450.0100	Bricka	Washer		
0980								
1000					Motvikt	Counterweight		1)
1020		ERF		456616.0200	•Skruv	•Screw		L=375
1040		ERF		456616.1000	•Skruv	•Screw		L=220
1060		ERF		456616.1500	•Skruv	•Screw		L=190
1080		ERF		920076.009	•Mutter	•Nut		
1100		ERF		920165.013	•Bricka	•Washer		

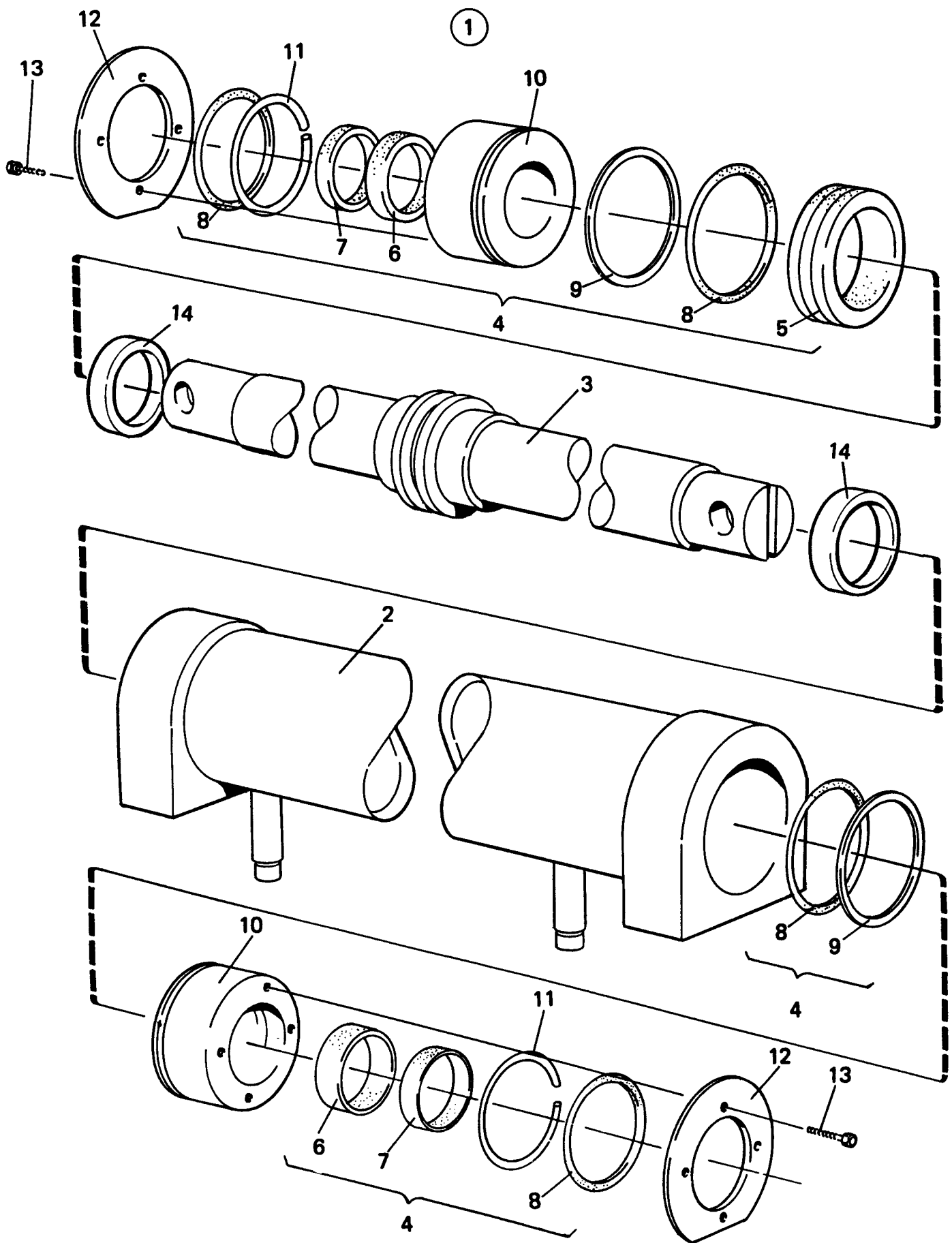
①



Reservdelar - Spare parts

0160

Utgåva Issue		Bild nr Picture No		Styrcylinder A01786.0300 .0400,.0500		Steering cylinder A01786.0300,.0400,.0500		
980615		14169						
Pos. Fig.	Antal/Quantity			Art nr Part No	Benämning	Description	Sats Kit	Anmärkning Notes
	A017 86. 0300	A017 86. 0400	A017 86. 0500					
1	1	1	1	A01786.0300 A01786.0400 A01786.0500	Styrcylinder Styrcylinder Styrcylinder	Steering cylinder Steering cylinder Steering cylinder		HJB=2750-3250, SL=164 HJB=3500-4000, SL=164 HJB=3500-3750, SL=158 SPEC. ECT KPL
2	1	1	1	350178.0200	•Cylinderrör	•Cylinder pipe	S S S S S	KPL HJB=2750-3250 KPL HJB=3500-4000 KPL HJB=3500-3750
3	1	1	1	350181.0300	•Kolvstång	•Piston rod		
		1	1	350181.0400	•Kolvstång	•Piston rod		
			1	350181.0500	•Kolvstång	•Piston rod		
4	1	1	1	920673.0005	•Tätningssats	•Seal kit		
5	1	1	1	920114.003	••Kolv tätning	••Piston seal		
6	2	2	2	921466.0004	••Manschett	••Seal		
7	2	2	2	96073	••Avstrykare	••Wiper		
8	2	2	2	920052.016	••O-ring	••O-ring		
9	2	2	2	921464.0005	••Stödring	••Back-up ring		
10	2	2	2	A00300.2200	•Cylinderhuvud	•Cylinder head		
11			2	920069.051	•Skruv	•Screw		SK6SS 8X16



Reservdelar - Spare parts

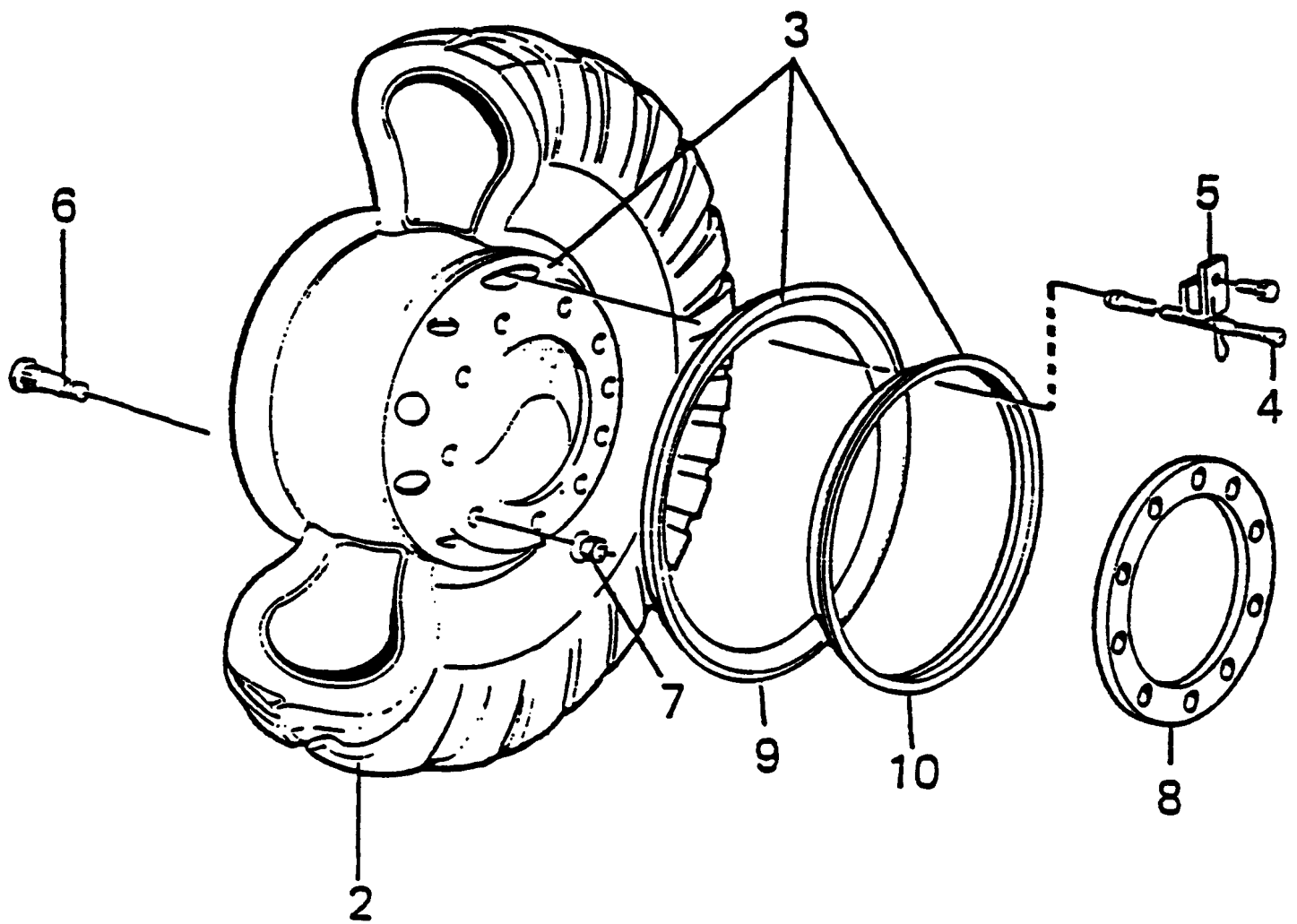
60

19

0180

0180	Utgåva Issue		Bild nr Picture No		Styrcylinder A10293.0100 .0200,.0400,.0500,.0600, .0800,.1000		Steering cylinder A10293.0100,.0200,.0400, .0500,.0600,.0800,.1000		
	Pos. Fig.	Antal/Quantity			Art nr Part No	Benämning	Description	Sats Kit	Anmärkning Notes
0020	1	1			A10293.0100	Styrcylinder	Steering cylinder		2750-3250,SL=164
0040		1			A10293.0400	Styrcylinder	Steering cylinder		2750-3250,SL=134
0060		1			A10293.1000	Styrcylinder	Steering cylinder		2750-3250,SL=158
0080			1		A10293.0200	Styrcylinder	Steering cylinder		3500-3750,SL=164
0100			1		A10293.0500	Styrcylinder	Steering cylinder		3500-3750,SL=134
0120			1		A10293.0600	Styrcylinder	Steering cylinder		3500-4000,SL=146
0140			1		A10293.0800	Styrcylinder	Steering cylinder		3500-4000,SL=124
0160	2	1	1		A10326.0100	•Cylinderrör	•Cylinder pipe		KPL
0180	3	1			350181.0600	•Kolvstång	•Piston rod		KPL
0200			1		350181.0800	•Kolvstång	•Piston rod		KPL
0220	4	1	1		459121.1200	•Tätningssats	•Seal kit		
0240	5	1	1		920114.003	••Kolv tätning	••Piston seal	S	
0260	6	2	2		921466.0004	••Manschett	••Seal	S	
0280	7	2	2		96073	••Avstrykare	••Wiper	S	
0300	8	4	4		920052.016	••O-ring	••O-ring	S	
0320	9	2	2		921464.0005	••Stödring	••Back-up ring	S	
0340	10	2	2		A02739.0300	•Cylinderhuvud	•Cylinder head		
0360	11	2	2		A03162.1200	•Låsring	•Lock ring		
0380	12	2	2		A02742.0300	•Bricka	•Washer		
0400	13	8	8		3065	•Skruv	•Screw		
0420			8		921899.093	•Skruv	•Screw		FOR A10293.0600
0440	14	2	2		450184.0800	•Distans	•Spacer		L=30, FOR A10293.0400, A10293.0500
0460									
0480		2			450184.1200	•Distans	•Spacer		L=6, FOR A10293.1000
0500			2		450184.0700	•Distans	•Spacer		L=18, FOR A10293.0600
0520			2		450184.0900	•Distans	•Spacer		L=40, FOR A10293.0800

①



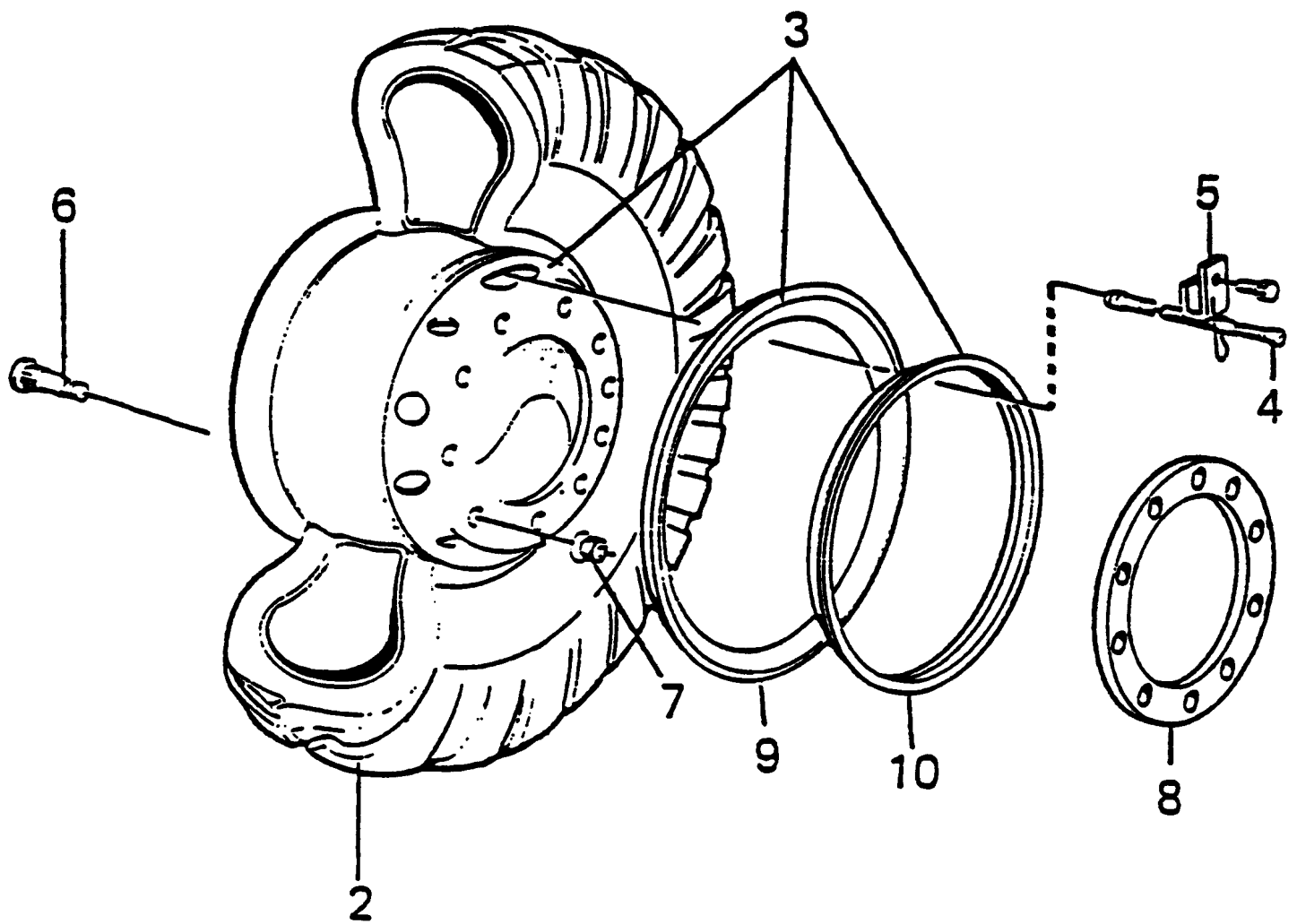
Reservdelar - Spare parts

0200

Utgåva Issue		Bild nr Picture No		Styrhjul		Steer wheel		
980615		11536						
Pos. Fig.	Antal/Quantity			Art nr Part No	Benämning	Description	Sats Kit	Anmärkning Notes
	9-10 /600	12/ 600	13.6 /600 -16					
1	2	2	2		Hjul	Wheel		KPL
2	2			922619.0001	•Däck	•Tyre		29)KPL.10.00X20
	2			922618.0002	•Däck	•Tyre		32)KPL.10.00X20
	2			922618.0003	•Däck	•Tyre		33)KPL.10.00X20 16PLY
		2		922623.0001	•Däck	•Tyre		29)KPL.11.00X20
		2		922622.0002	•Däck	•Tyre		30)KPL.11.00X20
		2		922622.0004	•Däck	•Tyre		32)KPL.11.00X20
		2		922622.0007	•Däck	•Tyre		33)KPL.11.00X20 16PLY
			2	922624.0002	•Däck	•Tyre		30)KPL.12.00X20 16PLY
			2	922627.0001	•Däck	•Tyre		29)KPL.12.00X20
			2	922626.0002	•Däck	•Tyre		30)KPL.12.00X20 18PLY
			2	922626.0001	•Däck	•Tyre		31)KPL.12.00X20
			2	922697.0001	•Däck	•Tyre		32)KPL.12.00X20 20PLY
			2	922624.0003	•Däck	•Tyre		33)KPL.12.00X20 18PLY
			2	922697.0002	•Däck	•Tyre		33)KPL.12.00X20 20PLY
	2	2		922632.0005	•Däck,massiv	•Solid tyre		34)KPL.10.00X20
	2	2		922632.0001	•Däck,massiv	•Solid tyre		36)KPL.10.00X20
		2		922994.0001	•Däck,massiv	•Solid tyre		34)KPL.11.00X20
		2	2	922643.0001	•Däck,massiv	•Solid tyre		34)KPL.12.00X20
		2	2	922643.0002	•Däck,massiv	•Solid tyre		35)KPL.12.00X20
	2	2		920785.0004	•Slang.	•Tube		10.00X20
		2		920785.0002	•Slang.	•Tube		11.00X20
			2	920785.0001	•Slang.	•Tube		12.00X20
3	2	2	2	923104.0002	•Fälg	•Rim		KPL.8.00X20 GIANETTI
	ERF	ERF	ERF	923108.0001	•Stödring	•Back-up ring		7.5"
	ERF	ERF	ERF	923108.0002	•Stödring	•Back-up ring		8.0"
	ERF	ERF	ERF	923108.0003	•Låsring	•Lock ring		
	2	2	2	920818.0019	•Fälg,massivdäck	•Rim for solid tyre		8.00X20
	ERF	ERF	ERF	922559.0005	•Stödring	•Back-up ring		
	ERF	ERF	ERF	922559.0007	•Låsring	•Lock ring		
	ERF	ERF	ERF	922559.0006	•Fälgbana,konisk	•Conical base rim		
			2	923104.0003	•Fälg	•Rim		41)8.00X20 GIANETTI
4	1	1	1	921786.0001	Ventilförlängare	Tube valve extension		
5	1	1	1	921787.0001	Hållare	Holder		
6	20	20	20	R42101.001	Hjulbult	Wheel bolt		FÖR STYRAXEL / FOR STEERING AXLE 455301.XXXX
								FÖR STYRAXEL / FOR STEERING AXLE A09482.XXXX AND A11506.XXXX
	20	20	20	A09480.0100	Hjulbult	Wheel bolt		FÖR STYRAXEL / FOR STEERING AXLE A09482.XXXX AND A11506.XXXX
7	20	20	20	548	Hjulumutter	Wheel nut		FÖR STYRAXEL / FOR STEERING AXLE 455301.XXXX
								FÖR STYRAXEL / FOR STEERING AXLE A09482.XXXX AND A11506.XXXX
	20	20	20	923468.0163	Hjulumutter	Wheel nut		FÖR STYRAXEL / FOR STEERING AXLE A09482.XXXX AND A11506.XXXX
								MASSIV/FOR WHEEL NUTS
	ERF	ERF	ERF	A00348.0100	Skyddsring	Protection ring		

29. Continental Titan Continental Titan
30. Bearcat Armor Gard Bearcat Armor Gard
31. Continental 417 Continental 417
32. Yokohama Yokohama
33. Nokia Master Grip Nokia Master Grip
34. Bergougnan super comfort Bergougnan super comfort
35. Gumasol GLE softy Gumasol GLE softy
36. Continental CSE Continental CSE
41. OBS. endast för 16/1200 NOTE. only for 16/1200

①



Reservdelar - Spare parts

60

23

0200

0200	Utgåva Issue		Bild nr Picture No		Styrhjul		Steer wheel				
	980615		11536								
	Pos. Fig.	Antal/Quantity			Art nr Part No	Benämning	Description		Sats Kit	Anmärkning Notes	
		9-10 /600	12/ 600	13.6 /600 -16							
1020		ERF	ERF	ERF	922171.0001	Skyddsring	Protection ring			VOLVO/ FOR WHEEL NUTS MASSIV/FOR WHEEL NUTS FÖR SKYDDSRING/FOR PROTECTION RING 353983.0100 NOT USED SE POS 3 SE POS 3	
1040		ERF	ERF	ERF	353983.0100	Skyddsring	Protection ring				
1050		10	10	10	920068.020	Mutter	Nut				
1051											
1052											
1060	8					Distans	Spacer				
1080	9	ERF	ERF	ERF		Stödring	Back-up ring				
1100	10	ERF	ERF	ERF		Låsring	Lock ring				

Reservdelar - Spare parts

70

1

	Utgåva Issue 980615	Hydraulsystem	Hydraulic system	Sida Page
0001				
0020		Hydraulsystem, drivaxel Kessler	Hydraulic system, drive axle Kessler	11
0040		våta bromsar, A07953.0100, 0200	Wet-brakes A07953.0100, 0200	
0060				
0080		Hydraulsystem, drivaxel Kessler	Hydraulic system, drive axle Kessler	13
0100		våta bromsar, A07953.0400	Wet-brakes A07953.0400	
0120				
0140		Hydraulpump och slangar, Volvo	Hydraulic pump and hoses, Volvo	15
0160		A07785.0100, 0200	A07785.0100, 0200	
0180				
0200		Hydraulpump och slangar, Volvo-	Hydraulic pump and hoses, Volvo-	17
0220		Clark 28000, A07785.0300, 0400	Clark 28000, 07785.0300, 0400	
0230				
0240		•Hydraulpump kompl 923142.0016, 0017	•Hydraulic pump compl.923142.0016, 0017	19
0260				
0280		Hydraulpump och slangar,Perkins-Clark	Hydraulic pump and hoses,Perkins-Clark	21
0300		18000, A07881.0100,9-13,6EC4XL	18000, A07881.0100,9-13,6EC4XL	
0301				
0310		Hydraulpump och slangar,Perkins-Clark	Hydraulic pump and hoses,Perkins-Clark	23
0311		18000, A07881.0300, LPG	18000, A07881.0300, LPG	
0312				
0320		•Hydraulpump kompl 923142.0018	•Hydraulic pump compl. 923142.0018	25
0340				
0360		Hydraulpump och slangar Perkins-Clark	Hydraulic pump and hoses,Perkins-Clark	27
0380		28000, A07881.0200,9-13,6	28000, A07881.0200,9-13,6	
0400				
0420		Styrventil, styrcylinder och slangar	Steering valve, steering cylinder and	29
0440		A07882.0100, FFS	hoses A07882.0100, FFS	
0460				
0480		Styrventil, styrcylinder och slangar	Steering valve, steering cylinder and	31
0500		A17746.0100, FFS,	hoses A17746.0100, FFS,	
0520		From 1994-10-03-	From 1994-10-03-	
0540				
0560		Styrventil, styrcylinder och slangar	Steering valve, steering cylinder and	33
0580		A09502.0100, VBFS	hoses A09502.0100, VBFS	
0600				
0620		Styrventil, styrcylinder och slangar	Steering valve, steering cylinder and	35
0640		A17747.0100, VBFS,	hoses A17747.0100, VBFS,	
0660		From 1994-10-03-	From 1994-10-03-	
0680				
0700		Styrventil Orbitrol 5860	Steering valve Orbitrol 5860	37
0720				
0740		Ackumulator och slangar A07842.0100,	Accumulator and hoses A07842.0100,	39
0760		Volvo	Volvo	
0780				
0800		Ackumulator och slangar A07842.0200,	Accumulator and hoses A07842.0200,	41
0820		Perkins	Perkins	
0840				
0860		Ackumulatorladdningspump och slangar	Accumulator charging pump and hoses	43
0880		A13415.0100, Volvo-Clark	A13415.0100, Volvo-Clark	
0900				
0910		Ackumulatorladdningspump och slangar	Accumulator charging pump and hoses	45
0911		A13415.0400, Perkins 1006.6 LPG	A13415.0400, Perkins 1006.6 LPG	
0912				
0920		Montering av ackumulator på lyftcylinder	Mounting accumulator on lifting cylinder	47
0940		A08790.0100, Volvo	A08790.0100, Volvo	
0960				
0980		Montering av ackumulator på lyftcylinder	Mounting accumulator on lifting cylinder	49
1000		A08790.0300, Volvo	A08790.0300, Volvo	
1020				
1040		Montering av ackumulator på lyftcylinder	Mounting accumulator on lifting cylinder	51
1060		A08790.0400, Volvo	A08790.0400, Volvo	
1080				

Reservdelar - Spare parts

70

2

	Utgåva Issue 980615	Hydraulsystem	Hydraulic system	Sida Page
0001				
1100	Montering av ackumulator på lyftcylinder		Mounting accumulator on lifting cylinder	53
1120	A08790.0200, Perkins		A08790.0200, Perkins	
1140				
1160	Huvudventil och högtrycksfilter för		Main valve and high pressure filter for	55
1180	hydraulservo 4 och 5 sektioner, Volvo,		hydraulic servo 4 and 5 sections, Volvo	
1200	A07989.0100, 0200		A07989.0100, 0200	
1220				
1240	Huvudventil och högtrycksfilter för		Main valve and high pressure filter for	57
1260	hydraulservo 4 och 5 sektioner, Volvo-		hydraulic servo 4 and 5 sections, Volvo-	
1280	Clark 28000, A07989.0600, 0700		Clark 28000, A07989.0600, 0700	
1300				
1320	Huvudventil och högtrycksfilter för		Main valve and high pressure filter for	59
1340	hydraulservo 4 och 5 sektioner, Volvo-		hydraulic servo 4 and 5 sections, Volvo-	
1360	Clark 28000, A13441.0100, 0200		Clark 28000, A13441.0100, 0200	
1380				
1400	Huvudventil och högtrycksfilter för		Main valve and high pressure filter for	61
1420	hydraulservo 4 och 5 sektioner, Volvo-		hydraulic servo 4 and 5 sections, Volvo-	
1440	Clark 28000, A17748.0100, 0200,		Clark 28000, A17748.0100, 0200,	
1460	From 1994-10-03-		From 1994-10-03-	
1480				
1500	Huvudventil och högtrycksfilter för		Main valve and high pressure filter for	63
1520	hydraulservo 4 och 5 sektioner,		hydraulic servo 4 and 5 sections,	
1540	Perkins, A08056.0100, 0200,		Perkins, A08056.0100, 0200,	
1560	Tom -1993-08-22		Up to -1993-08-22	
1570				
1580	Huvudventil och högtrycksfilter för		Main valve and high pressure filter for	65
1600	hydraulservo 4 och 5 sektioner, Perkins		hydraulic servo 4 and 5 sections,	
1620	A08056.0600, 0700, From 1993-08-23 tom		Perkins, A08056.0600, 0700,	
1640	1994-10-02		From 1993-08-23 up to 1994-10-02	
1660				
1680	Huvudventil och högtrycksfilter för		Main valve and high pressure filter for	67
1700	hydraulservo 4 och 5 sektioner,		hydraulic servo 4 and 5 sections,	
1720	Perkins, A17749.0100, 0200,		Perkins, A17749.0100, 0200,	
1740	From 1994-10-03-		From 1994-10-03-	
1760				
1780	Huvudventil och högtrycksfilter för		Main valve and high pressure filter for	69
1800	mekaniska spakar 2 sektioner,		mechanical controls 2 sections,	
1820	Volvo, A07989.0500		Volvo, A07989.0500	
1840				
1860	Huvudventil och högtrycksfilter för		Main valve and high pressure filter for	71
1880	mekaniska spakar 2 sektioner, Volvo-		mechanical controls 2 sections, Volvo-	
1900	Clark 28000, A13441.0500		Clark 28000, A13441.0500	
1920				
1940	Huvudventil och högtrycksfilter för		Main valve and high pressure filter for	73
1960	mekaniska spakar 4 och 5 sektioner,		mechanical controls 4 and 5 sections,	
1980	Volvo, A07989.0300, 0400		Volvo, A07989.0300, 0400	
2000				
2020	Huvudventil och högtrycksfilter för		Main valve and high pressure filter for	75
2040	mekaniska spakar 4 och 5 sektioner,		mechanical controls 4 and 5 sections,	
2060	Volvo-Clark, A07989.0800, 0900		Volvo-Clark, A07989.0800, 0900	
2080				
2100	Huvudventil och högtrycksfilter för		Main valve and high pressure filter for	77
2120	mekaniska spakar 4 och 5 sektioner,		mechanical controls 4 and 5 sections,	
2140	Volvo-Clark 28000, A13441.0300, 0400		Volvo-Clark 28000, A13441.0300, 0400	
2160				
2180	Huvudventil och högtrycksfilter för		Main valve and high pressure filter for	79
2200	mekaniska spakar 4 och 5 sektioner,		mechanical controls 4 and 5 sections,	
2220	Volvo-Clark 28000, A17748.0300, 0400,		Volvo-Clark 28000, A17748.0300, 0400,	
2240	From 1994-10-03-		From 1994-10-03-	
2260				
2280	Huvudventil och högtrycksfilter för		Main valve and high pressure filter for	81
2300	mekaniska spakar 2 sektioner,		mechanical controls 2 sections,	
2320	Perkins, A08056.0500, Tom -1993-08-22		Perkins, A08056.0500, Up to -1993-08-22	

Reservdelar - Spare parts
70
3

0001	Utgåva Issue 980615		Hydraulsystem	Hydraulic system	Sida Page
2330					
2340	Huvudventil och högtrycksfilter för			Main valve and high pressure filter for	83
2360	mekaniska spakar 2 sektioner,			mechanical controls 2 sections,	
2380	Perkins, A08056.1000,From 1993-08-23-			Perkins,A08056.1000,From 1993-08-23-	
2400					
2420	Huvudventil och högtrycksfilter för			Main valve and high pressure filter for	85
2440	mekaniska spakar 4 och 5 sektioner,			mechanical controls 4 and 5 sections,	
2460	Perkins, A08056.0300, 0400,			Perkins, A08056.0300, 0400,	
2480	Tom -1993-08-22			Up to -1993-08-22	
2490					
2500	Huvudventil och högtrycksfilter för			Main valve and high pressure filter for	87
2520	mekaniska spakar 4 och 5 sektioner,			mechanical controls 4 and 5 sections,	
2540	Perkins, A08056.0800, 0900,			Perkins, A08056.0800, 0900,	
2560	From 1993-08-23 tom 1994-10-02			From 1993-08-23 up to 1994-10-02	
2580					
2600	Huvudventil och högtrycksfilter för			Main valve and high pressure filter for	89
2620	mekaniska spakar 4 och 5 sektioner,			mechanical controls 4 and 5 sections,	
2640	Perkins, A17749.0300, 0400,			Perkins, A17749.0300, 0400,	
2660	From 1994-10-03-			From 1994-10-03-	
2680					
2700	Högtrycksfilter 920523.0007			High pressure filter 920523.0007	91
2720					
2730	Montering andningsfilter,hydraultank			Mounting breating filter,hydraulic oil	93
2731	358752.0100			tank 358752.0100	
2732					
2740	Hydraulisk servo 4 sektioner			Hydraulic servo 4 sections A08490.0100,	95
2760	A08490.0100, FFS			FFS	
2780					
2800	Hydraulisk servo 4 sektioner,VRBFS			Hydraulic servo 4 sections,VRBFS	97
2820	A08490.0300			A08490.0300	
2840					
2860	Hydraulisk servo 4 sektioner,VRBFS			Hydraulic servo 4 sections,VRBFS	99
2880	A08490.0500			A08490.0500	
2900					
2920	Hydraulisk servo 4+1 sektioner			Hydraulic servo 4+1 sections	101
2940	A09503.0100, VBFS			A09503.0100, VBFS	
2960					
2980	Hydraulisk servo 4+1 sektioner			Hydraulic servo 4+1 sections	103
3000	A09503.0300, VBFS			A09503.0300, VBFS	
3020					
3040	Hydraulisk servo 5 sektioner			Hydraulic servo 5 sections A08490.0200,	105
3060	A08490.0200, FFS			FFS	
3080					
3100	Hydraulisk servo 5 sektioner,VRBFS			Hydraulic servo 5 sections,VRBFS	107
3120	A08490.0400			A08490.0400	
3140					
3160	Hydraulisk servo 5 sektioner,VRBFS			Hydraulic servo 5 sections,VRBFS	109
3180	A08490.0600			A08490.0600	
3200					
3220	Hydraulisk servo 5 sektioner			Hydraulic servo 5 sections A08490.0800	111
3240	A08490.0800				
3260					
3280	Hydraulisk servo 5+1 sektioner			Hydraulic servo 5+1 sections	113
3300	A09503.0200, VBFS			A09503.0200, VBFS	
3320					
3340	Hydraulisk servo 5+1 sektioner			Hydraulic servo 5+1 sections	115
3360	A09503.0400, VBFS			A09503.0400, VBFS	
3380					
3400	Servoreglage 920113.033, 920113.034 och			Servo controls 920113.033,	117
3420	920113.036			920113.034 and 920113.036	
3430					
3440	Mekaniska spakar 2 sektioner			Mechanical controls 2 sections	119
3460	A07944.0400			A07944.0400	

Reservdelar - Spare parts

70

4

0001	Utgåva Issue 980615		Hydraulsystem	Hydraulic system	Sida Page
3470					
3480	Mekaniska spakar 3 sektioner			Mechanical controls 3 sections	121
3500	A07944.0300			A07944.0300	
3510					
3520	Mekaniska spakar 4 sektioner			Mechanical controls 4 sections	123
3540	A07944.0100			A07944.0100	
3550					
3560	Mekaniska spakar 5 sektioner			Mechanical controls 5 sections	125
3580	A07944.0200			A07944.0200	
3600					
3620	Huvudventil 2+2 sekt. hydr. Volvo			Main valve 2+2 sect. hydr. Volvo	127
3640	923579.0016			923579.0016	
3650					
3660	Huvudventil 2+2 sekt. hydr. Volvo			Main valve 2+2 sect. hydr. Volvo	129
3680	923579.0026			923579.0026	
3690					
3700	Huvudventil 2+2 sekt. hydr. Volvo			Main valve 2+2 sect. hydr. Volvo	131
3720	923579.0048, From 1994-10-03-			923579.0048, From 1994-10-03-	
3730					
3740	Huvudventil 3+1 sekt. hydr. Volvo			Main valve 3+1 sect. hydr. Volvo	133
3760	923579.0003			923579.0003	
3770					
3780	Huvudventil 3+2 sekt. hydr. Volvo			Main valve 3+2 sect. hydr. Volvo	135
3800	923579.0014			923579.0014	
3810					
3820	Huvudventil 3+2 sekt. hydr. Volvo			Main valve 3+2 sect. hydr. Volvo	137
3840	923579.0027			923579.0027	
3850					
3860	Huvudventil 3+2 sekt. hydr. Volvo			Main valve 3+2 sect. hydr. Volvo	139
3880	923579.0049, From 1994-10-03-			923579.0049, From 1994-10-03-	
3890					
3900	Huvudventil 4+1 sekt. hydr. Volvo			Main valve 4+1 sect. hydr. Volvo	141
3920	923579.0010			923579.0010	
3930					
3940	Huvudventil 4 sekt. hydr. Perkins			Main valve 4 sect. hydr. Perkins	143
3960	923579.0004			923579.0004	
3970					
3980	Huvudventil 4 sekt. hydr. Perkins			Main valve 4 sect. hydr. Perkins	145
4000	923579.0030			923579.0030	
4010					
4020	Huvudventil 4 sekt. hydr. Perkins			Main valve 4 sect. hydr. Perkins	147
4040	923579.0052, From 1994-10-03-			923579.0052, From 1994-10-03-	
4050					
4060	Huvudventil 5 sekt. hydr. Perkins			Main valve 5 sect. hydr. Perkins	149
4080	923579.0053, From 1994-10-03-			923579.0053, From 1994-10-03-	
4090					
4100	Huvudventil 4+1 sekt. hydr. Perkins			Main valve 4+1 sect. hydr. Perkins	151
4120	923579.0008			923579.0008	
4130					
4140	Huvudventil 5 sekt. hydr. Perkins			Main valve 5 sect. hydr. Perkins	153
4160	923579.0031			923579.0031	
4170					
4180	Huvudventil 2+1 sekt. mek. Volvo och			Main valve 2+1 sect. mech. Volvo and	155
4200	Perkins 923579.0015			Perkins 923579.0015	
4210					
4220	Huvudventil 2+2 sekt. mek. Volvo			Main valve 2+2 sect. mech. Volvo	157
4240	923579.0018			923579.0018	
4250					
4260	Huvudventil 2+2 sekt. mek. Volvo			Main valve 2+2 sect. mech. Volvo	159
4280	923579.0046, From 1994-10-03-			923579.0046, From 1994-10-03-	
4290					
4300	Huvudventil 3+1 sekt. mek. Volvo			Main valve 3+1 sect. mech. Volvo	161
4320	923579.0009			923579.0009	

Reservdelar - Spare parts

70

5

0001	Utgåva Issue 980615		Hydraulsystem	Hydraulic system	Sida Page
4330					
4340	Huvudventil 2+2 sekt. mek. Volvo			Main valve 2+2 sect. mech. Volvo	163
4360	923579.0024			923579.0024	
4370					
4380	Huvudventil 3+2 sekt. mek. Volvo			Main valve 3+2 sect. mech. Volvo	165
4400	923579.0017			923579.0017	
4410					
4420	Huvudventil 3+2 sekt. mek. Volvo			Main valve 3+2 sect. mech. Volvo	167
4440	923579.0025			923579.0025	
4450					
4460	Huvudventil 3+2 sekt. mek. Volvo			Main valve 3+2 sect. mech. Volvo	169
4480	923579.0047, From 1994-10-03-			923579.0047, From 1994-10-03-	
4490					
4500	Huvudventil 4+1 sekt. mek. Volvo			Main valve 4+1 sect. mech. Volvo	171
4520	923579.0006			923579.0006	
4530					
4540	Huvudventil 4 sekt. mek. Perkins			Main valve 4 sect. mech. Perkins	173
4560	923579.0005			923579.0005	
4570					
4580	Huvudventil 4 sekt. mek. Perkins			Main valve 4 sect. mech. Perkins	175
4600	923579.0028			923579.0028	
4610					
4620	Huvudventil 4 sekt. mek. Perkins			Main valve 4 sect. mech. Perkins	177
4640	923579.0032			923579.0032	
4650					
4660	Huvudventil 4 sekt. mek. Perkins			Main valve 4 sect. mech. Perkins	179
4680	923579.0050, From 1994-10-03-			923579.0050, From 1994-10-03-	
4690					
4700	Huvudventil 4+1 sekt. mek. Perkins			Main valve 4+1 sect. mech. Perkins	181
4720	923579.0007			923579.0007	
4730					
4740	Huvudventil 5 sekt. mek. Perkins			Main valve 5 sect. mech. Perkins	183
4760	923579.0029			923579.0029	
4770					
4780	Huvudventil 5 sekt. mek. Perkins			Main valve 5 sect. mech. Perkins	185
4800	923579.0051, From 1994-10-03-			923579.0051, From 1994-10-03-	
4820					
4840	Lyftstativ,Duplex,Frisikt			Lifting mast,Duplex,Free sight	
4860	•Lyftfunktion A08088.0100, Volvo			•Lifting function A08088.0100, Volvo	187
4880	•Lyftfunktion A08088.0200, Perkins			•Lifting function A08088.0200, Perkins	189
4900	•Sidoföring 450520.0100, 9-12/600			•Side shifting 450520.0100, 9-12/600	191
4920	•Sidoföring 450521.0100, 12/1200-16			•Side shifting 450521.0100, 12/1200-16	191
4940	•Sidoföring,Skevning 450525.0100,.0300,			•Side shifting,Levelling 450525.0100,	193
4960	9-12/600			.0300, 9-12/600	
4980	•Sidoföring,Skevning 450527.0100,			•Side shifting,Levelling 450527.0100,	193
5000	12/1200-16			12/1200-16	
5020	•Gaffelspridning 450530.0100, 9-12/600			•Fork spreading 450530.0100, 9-12/600	195
5040	•Gaffelspridning 450533.0100, 12/1200-16			•Fork spreading 450533.0100, 12/1200-16	195
5050	•Gaffelspridning 450533.0600, 12/1200-18			•Fork spreading 450533.0600, 12/1200-18	195
5055	•Gaffelspridning 450530.0700, 9-12/600			•Fork spreading 450530.0700, 9-12/600	197
5057	•Gaffelspridning,Skevning 450541.0300,			•Fork spreading,Levelling 450541.0300,	199
5058	9-12/600			9-12/600	
5060	•Gaffelspridning,Skevning 450541.0100,			•Fork spreading,Levelling 450541.0100,	201
5080	450541.0400,9-12/600			450541.0400,9-12/600	
5100	•Gaffelspridning,Skevning 450543.0100,			•Fork spreading,Levelling 450543.0100,	201
5120	12/1200-16			12/1200-16	
5140	•Gaffelspridning,Centrumskevning,			•Fork spreading,Central levelling,	203
5160	455639.0100, 9-12/600			455639.0100, 9-12/600	
5180	•Gaffelspridning,Centrumskevning,			•Fork spreading,Central levelling,	205
5200	455639.0200, 9-12/600			455639.0200, 9-12/600	
5220	•Gaffelspridning,Centrumskevning,			•Fork spreading,Central levelling,	207
5240	456760.1800, 9-12/600			456760.1800, 9-12/600	

Reservdelar - Spare parts

70

6

0001	Utgåva Issue 980615	Hydraulsystem	Hydraulic system	
				Sida Page
5260	•Hydraulslangar till lyftvagn från		•Hydraulic hoses to lifting carriage	209
5280	huvudventil, A08101.0100		from main valve, A08101.0100	
5300				
5320	Lyftstativ, Duplex, Frisikt,		Lifting mast, Duplex, Free sight,	
5340	Frilyft		Free lift	
5360	•Lyftfunktion A08210.0100, Volvo,		•Lifting function A08210.0100, Volvo,	211
5380	9-13,6EC3		9-13,6EC3	
5400	•Lyftfunktion A08210.0500, Perkins,		•Lifting function A08210.0500, Perkins	213
5420	9-13,6EC4		9-13,6EC4	
5440	•Lyftfunktion A08210.0200, Volvo,		•Lifting function A08210.0200, Volvo,	215
5460	13,6EC4-16		13,6EC4-16	
5480	•Frilyftfunktion 456762.0100,		•Freelifting function 456762.0100,	217
5500	9-12/600		9-12/600	
5520	•Frilyftfunktion 456762.0300,		•Freelifting function 456762.0300,	217
5540	12/1200-16		12/1200-16	
5560	•Sidoföring, Gaffelspridning		•Side shifting, Fork spreading	219
5580	456760.0100, 9-12/600		456760.0100, 9-12/600	
5600	•Sidoföring, Gaffelspridning, Skevning		•Side shifting, Fork spreading,	219
5620	456760.0200, 9-12/600		Levelling, 456760.0200, 9-12/600	
5640	•Sidoföring, Gaffelspridning		•Side shifting, Fork spreading	219
5660	456760.0400, 12/1200-16, äldre utförande		456760.0400, 12/1200-16, old design	
5680	•Sidoföring, Gaffelspridning		•Side shifting, Fork spreading	221
5700	456760.1100 och skevning 456760.1500,		456760.1100 and levelling 456760.1500,	
5720	12/1200-16, nytt utförande		12/1200-16, new design	
5740	•Gaffelspridning, Centrumskevnig,		•Fork spreading, Central levelling,	223
5760	456760.1000, 12-16/1200		456760.1000, 12-16/1200	
5780	•Hydraulslangar till lyftvagn från		•Hydraulic hoses to lifting carriage	225
5800	huvudventil, A08101.0100		from main valve, A08101.0100	
5820				
5840	Lyftstativ, Triplex, Frisikt,		Lifting mast, Triplex, Free sight,	
5860	Frilyft		Free lift	
5880	•Lyftfunktion A08210.0300, Volvo,		•Lifting function A08210.0300, Volvo,	227
5900	9-13,6EC3		9-13,6EC3	
5920	•Lyftfunktion A08210.0400, Volvo,		•Lifting function A08210.0400, Volvo,	227
5940	13,6EC4-16		13,6EC4-16	
5960	•Lyftfunktion A08210.0600, Perkins,		•Lifting function A08210.0600, Perkins,	229
5980	9-13,6EC4		9-13,6EC4	
6000	•Frilyftfunktion med areastyrning och		•Freelifting function with area	231
6020	hängande slangar,		controlled system and hanging hoses,	
6040	456762.0700, 9-13,6		456762.0700, 9-13,6	
6060	•Frilyftfunktion med areastyrning och		•Freelifting function with area	233
6080	hängande slangar,		controlled system and hanging hoses,	
6100	456762.0600, 12/1200-16		456762.0600, 12/1200-16	
6120	•Sidoföring, Gaffelspridning, areastyr-		•Side shifting, Fork spreading, area	235
6140	ning och hängande slangar,		controlled system and hanging hoses,	
6160	456760.0700, 9-13,6/600		456760.0700, 9-13,6/600	
6180	•Sidoföring, Gaffelspridning, areastyr-		•Side shifting, Fork spreading, area	237
6200	ning och hängande slangar,		controlled system and hanging hoses,	
6220	456760.0900, 12/1200-16		456760.0900, 12/1200-16	
6240	•Gaffelspridning, Centrumskevnig,		•Fork spreading, Central levelling,	239
6260	455639.0300, 9-12/600		455639.0300, 9-12/600	
6280	•Gaffelspridning 450533.0500, 450533.0800		•Fork spreading 450533.0500, 450533.0800,	241
6290	12/1200-16		12/1200-16	
6300	•Hydraulslangar till lyftvagn från		•Hydraulic hoses to lifting carriage	243
6320	huvudventil, A08101.0100		from main valve, A08101.0100	
6340				
6360	Tiltfunktion A08100.0100, 350906.0300		Tilt function A08100.0100, 350906.0300	245
6380				
6400	Tiltfunktion med mottrycksventil		Tilt function with reaction valve	247
6420	A08100.0300		A08100.0300	
6440				
6460	Extra hydraulfunktion A11920.0100,		Extra hydraulic function A11920.0100,	249
6480	Clark 28000		Clark 28000	

Reservdelar - Spare parts

70

7

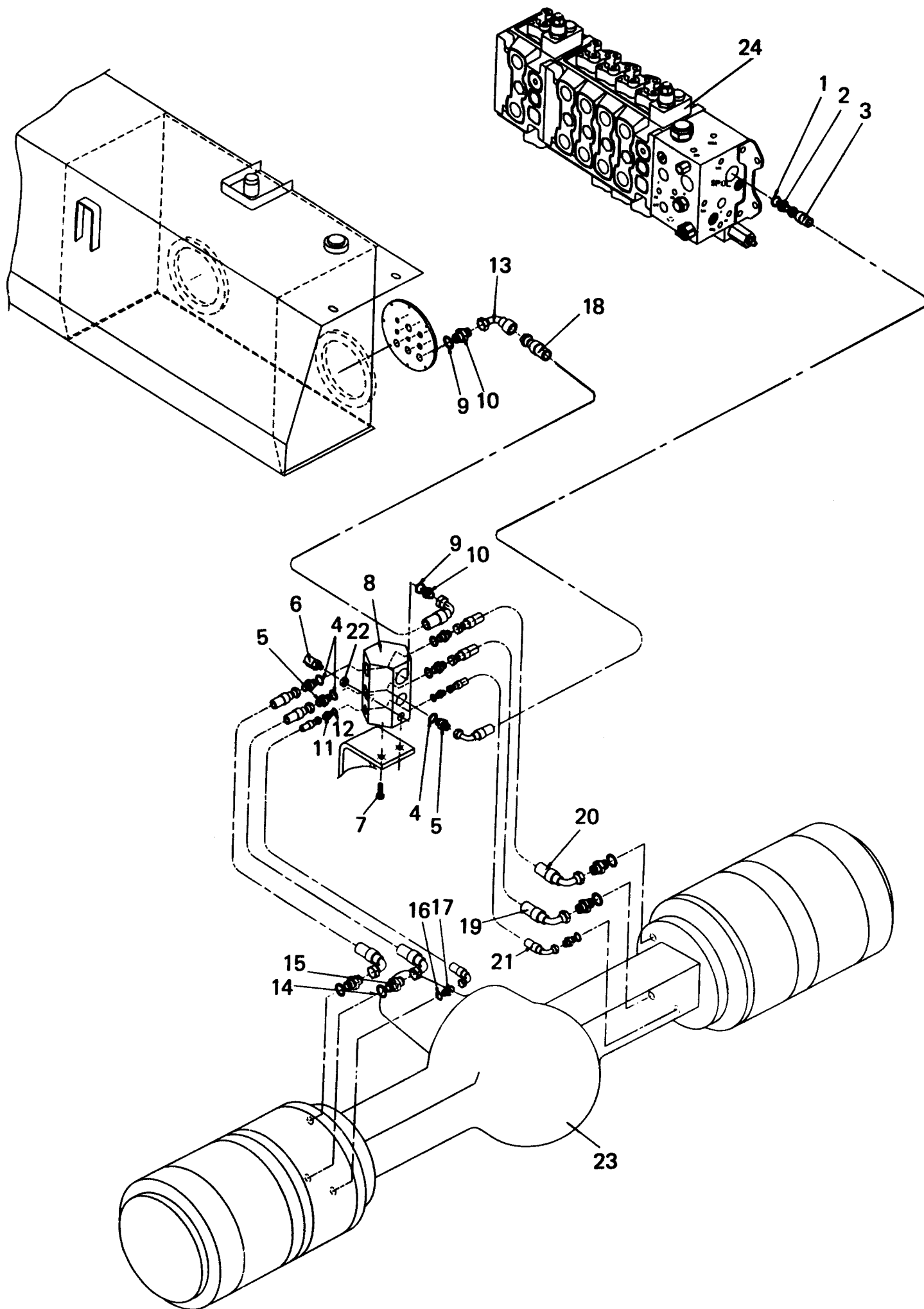
	Utgåva Issue 980615	Hydraulsystem	Hydraulic system		Sida Page
0001					
6490					
6500	Extra hydraulfunktion A11920.0200,		Extra hydraulic function A11920.0200,		251
6520	Clark 18000		Clark 18000		
6540					
6560	Hydrauliskt bromssystem FFS,		Hydraulic brake system FFS,		253
6580	A07807.0100 med elektrisk inching		A07807.0100 with electrical inching		
6590					
6600	Hydrauliskt bromssystem FFS,		Hydraulic brake system FFS,		255
6620	A10691.0100,STD och A10691.0300 CS		A10691.0100,STD and A10691.0300, CS		
6640	med hydraulisk inching		with hydraulic inching		
6660					
6680	Hydrauliskt bromssystem VBFS		Hydraulic brake system VBFS		257
6700	A09501.0100 med elektrisk inching		A09501.0100 with electrical inching		
6710					
6720	Hydrauliskt bromssystem VBFS		Hydraulic brake system VBFS		259
6740	A10692.0100 med hydraulisk inching		A10692.0100 with hydraulic inching		
6760					
6780	Hydrauliskt bromssystem VBFS		Hydraulic brake system VBFS		261
6800	A10692.0200 med hydraulisk inching		A10692.0200 with hydraulic inching		
6820					
6840	Hydrauliskt bromssystem VRBFS		Hydraulic brake system VRBFS		263
6860	A10691.0200		A10691.0200		
6880					
6900	Hydraulik stödhjul		Hydraulic, Supporting wheel		265
6920	A08988.0100		A08988.0100		
6940					
6950	Mont. oljekylare A18622.0200		Mounting oil cooler A18622.0200		267
6955					
6960	Mont. snabbkopplingar,Gaffelspridning		Mounting quick couplings,Fork spreading		269
6980	158862.0100		158862.0100		
7000					
7020	Mont. snabbkopplingar,Sidoföring		Mounting quick couplings,Side shifting		271
7040	158862.0200		158862.0200		
7060					
7080	Hydraulkopplingar och hydraulslangar		Hydraulic fittings and hydraulic hoses		273
7100					
7120	Huvudventil och högtrycksfilter för		Main valve and high pressure filter for		275
7140	hydraulservo 4 sektioner, Volvo,		hydraulic servo 4 sections, Volvo		
7160	A26954.0100		A26954.0100		
7180					
7200	Huvudventil och högtrycksfilter för		Main valve and high pressure filter for		277
7220	hydraulservo 5 sektioner, Volvo,		hydraulic servo 5 sections, Volvo		
7240	A26954.0200		A26954.0200		
7260					
7280	Huvudventil och högtrycksfilter för		Main valve and high pressure filter for		279
7300	hydraulservo 4 sektioner, Perkins		hydraulic servo 4 sections,		
7320	A26955.0100		Perkins, A26955.0100		
7340					
7360	Huvudventil och högtrycksfilter för		Main valve and high pressure filter for		281
7380	hydraulservo 5 sektioner, Perkins		hydraulic servo 5 sections,		
7400	A26955.0200		Perkins, A26955.0200		
7420					
7440	Huvudventil och högtrycksfilter för		Main valve and high pressure filter for		283
7460	hydraulservo 4 sektioner, Volvo,		hydraulic servo 4 sections, Volvo		
7480	variabla pumpar,A26956.0100		A26956.0100		
7500					
7520	Huvudventil och högtrycksfilter för		Main valve and high pressure filter for		285
7540	hydraulservo 5 sektioner, Volvo,		hydraulic servo 5 sections, Volvo		
7560	variabla pumpar,A26956.0200		A26956.0200		
7580					
7600	Huvudventil och högtrycksfilter för		Main valve and high pressure filter for		287
7620	mekaniska spakar 4 sektioner, Volvo,		mechanical controls 4 sections, Volvo,		
7640	A26954.0300		A26954.0300		

Reservdelar - Spare parts

70

8

0001	Utgåva Issue 980615	Hydraulsystem	Hydraulic system	
				Sida Page
7660				
7680	Huvudventil och högtrycksfilter för		Main valve and high pressure filter for	289
7700	mekaniska spakar 5 sektioner,Volvo,		mechanical controls 5 sections,Volvo,	
7720	A26954.0400		A26954.0400	
7740				
7760	Huvudventil och högtrycksfilter för		Main valve and high pressure filter for	291
7780	mekaniska spakar 4 sektioner,Perkins,		mechanical controls 4 sections,Perkins,	
7800	A26955.0300		A26955.0300	
7820				
7840	Huvudventil och högtrycksfilter för		Main valve and high pressure filter for	293
7860	mekaniska spakar 5 sektioner,Perkins,		mechanical controls 5 sections,Perkins,	
7880	A26955.0400		A26955.0400	
7900				
7920	Styr- och ackumulatorladdningspump,		Stering and acc. charging pump,hoses,	295
7940	slangar,för mikroratt,Volvo		for micro steering wheel,Volvo	
7960	A26974.0100		A26974.0100	
7980				
8000	Styr- och ackumulatorladdningspump,		Stering and acc. charging pump,hoses,	297
8020	slangar,för mikroratt,Volvo		for micro steering wheel,Volvo	
8040	A26974.0200		A26974.0200	
8060				
8080	Styr- och ackumulatorladdningspump,		Stering and acc. charging pump,hoses,	299
8100	slangar,för mikroratt,Volvo		for micro steering wheel,Volvo	
8120	A26974.0300		A26974.0300	



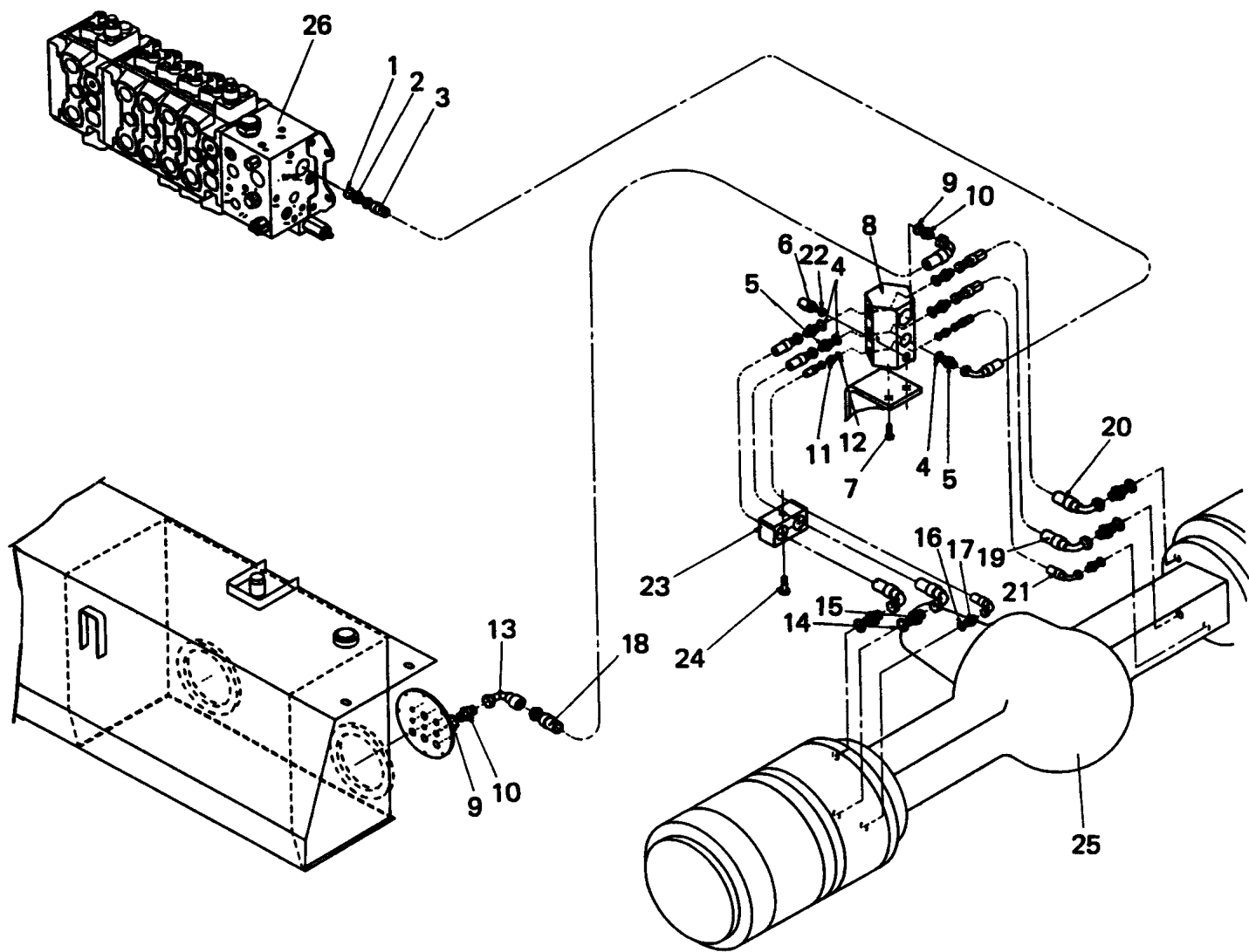
Reservdelar - Spare parts

70

11

1000

1000	Utgåva Issue		Bild nr Picture No		Hydraulsystem Drivaxel Kessler våta bromsar		Hydraulic system Drive axle Kessler Wet-brakes		
	Pos. Fig.	Antal/Quantity			Art nr Part No	Benämning	Description	Sats Kit	Anmärkning Notes
		A079 53. 0100	A079 53. 0200						
0020	0	-			A07953.0100	Hydraulsystem	Hydraulic system		DRIVAXEL,STD / DRIVE AXLE,STD DRIVAXEL,BRED / DRIVE AXLE,WIDE
0030									
0040			-		A07953.0200	Hydraulsystem	Hydraulic system		STD ECS
0050									
0100	1	1	1		5938	Tredoring	Tredoring		
0120	2	1	1		3467	Adapter	Adapter		
0140	3	1	1		309171.3500	Hydraulslang	Hydraulic hose		
0160	4	5	5		5937	Tredoring	Tredoring		
0180	5	5	5		3473	Adapter	Adapter		
0200	6	1	1		920794.0002	Manometertestplugg	Manometer test plug		
0220	7	2	2		920042.005	Skruv	Screw		
0240	8	1	1		356312.0700	Fördelningsstycke	Distributing piece		
0250			1		A19453.0100	Fördelningsstycke	Distributing piece		
0260	9	2	2		5938	Tredoring	Tredoring		
0280	10	2	2		94111	Nippel	Nipple		
0300	11	2	2		3472	Adapter	Adapter		
0320	12	2	2		5935	Tredoring	Tredoring		
0340	13	1	1		923542.0005	Koppling	Fitting		
0360	14	4	4		920002.011	Tredoring	Tredoring		
0380	15	4	4		408985.1700	Nippel	Nipple		
0400	16	2	2		920058.009	Kopparbricka	Copper washer		
0420	17	2	2		921426.0003	Nippel	Nipple		
0440	18	1	1		324058.1400	Hydraulslang	Hydraulic hose		
0460	19	2			308797.3900	Hydraulslang	Hydraulic hose		
0470			2		308797.4100	Hydraulslang	Hydraulic hose		
0480	20	2			308797.4000	Hydraulslang	Hydraulic hose		
0490			2		308797.0500	Hydraulslang	Hydraulic hose		
0500	21	2			456204.4200	Hydraulslang	Hydraulic hose		
0510			2		306865.3500	Hydraulslang	Hydraulic hose		
0515	22	1	1		5933	Tredoring	Tredoring		
0520	23					Drivaxel	Drive axle		SEE GROUP 40 SEE GROUP 70
0540	24					Huvudventil	Main valve		



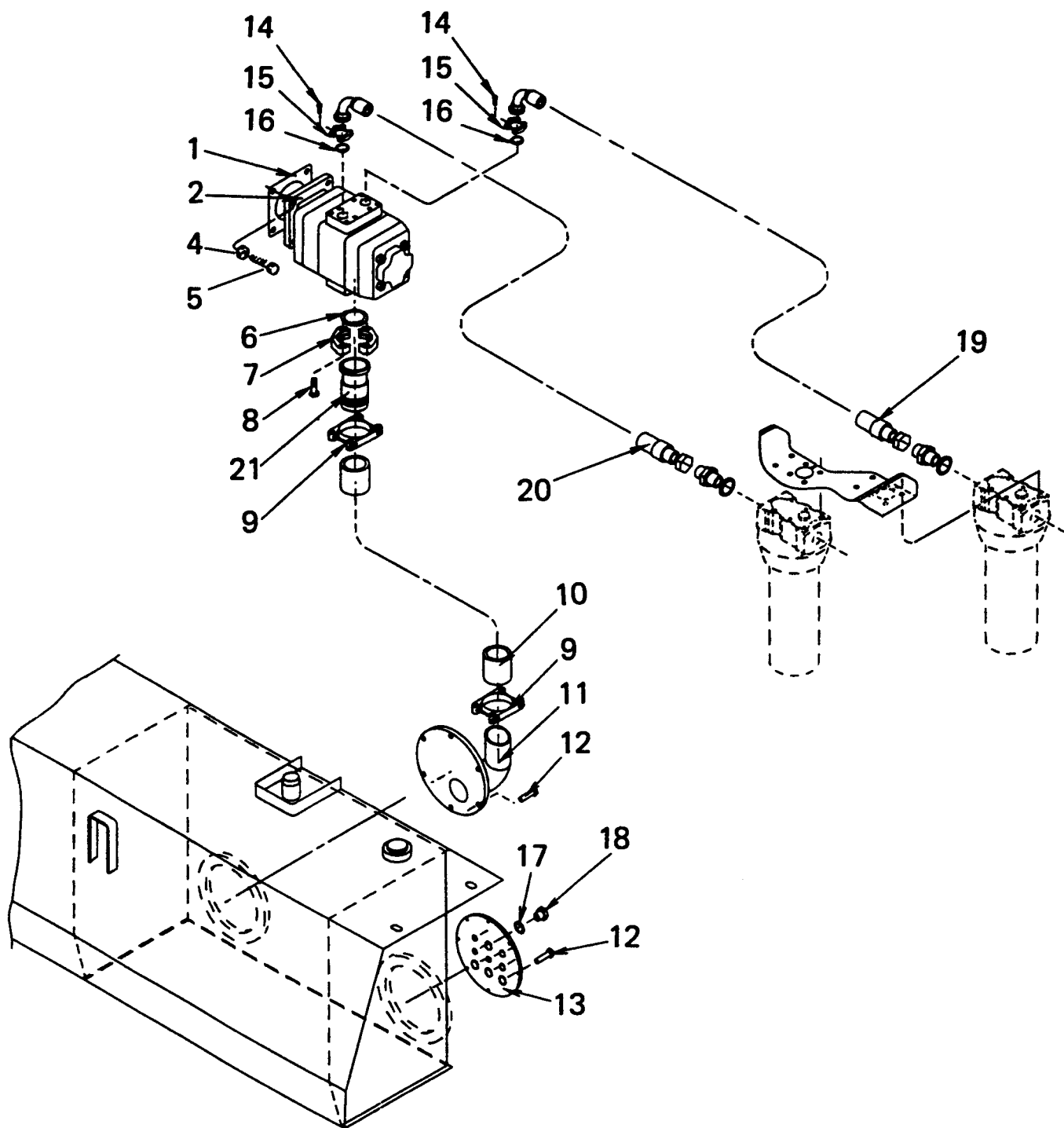
Reservdelar - Spare parts

70

13

1020

1020	Utgåva Issue		Bild nr Picture No		Hydraulsystem Drivaxel Kessler våta bromsar		Hydraulic system Drive axle Kessler Wet-brakes		
	980615	20713							
	Pos. Fig.	Antal/Quantity			Art nr Part No	Benämning	Description	Sats Kit	Anmärkning Notes
		A079 53. 0400							
0020	0	-			A07953.0400	Hydraulsystem	Hydraulic system		DRIVAXEL / DRIVE AXLE
0030									
0100	1	1			5938	Tredoring	Tredoring		SEE GROUP 40 SEE GROUP 70
0120	2	1			3467	Adapter	Adapter		
0140	3	1			309171.7500	Hydraulslang	Hydraulic hose		
0160	4	5			5937	Tredoring	Tredoring		
0180	5	5			3473	Adapter	Adapter		
0200	6	1			920794.0002	Manometertestplugg	Manometer test plug		
0220	7	2			920042.005	Skruv	Screw		
0240	8	1			356312.0700	Fördelningsstycke	Distributing piece		
0260	9	2			5938	Tredoring	Tredoring		
0280	10	2			94111	Nippel	Nipple		
0300	11	2			3472	Adapter	Adapter		
0320	12	2			5935	Tredoring	Tredoring		
0340	13	1			923542.0005	Koppling	Fitting		
0360	14	4			920002.011	Tredoring	Tredoring		
0380	15	4			408985.1700	Nippel	Nipple		
0400	16	2			920058.009	Kopparbricka	Copper washer		
0420	17	2			921426.0003	Nippel	Nipple		
0440	18	1			324058.1400	Hydraulslang	Hydraulic hose		
0460	19	2			308797.0100	Hydraulslang	Hydraulic hose		
0480	20	2			308797.0100	Hydraulslang	Hydraulic hose		
0500	21	2			306865.2900	Hydraulslang	Hydraulic hose		
0515	22	1			5933	Tredoring	Tredoring		
0520	23	4			352670.0600	Överfall	Cap		
0540	24	2			3080	Skruv	Screw		
0600	25					Drivaxel	Drive axle		
0620	26					Huvudventil	Main valve		



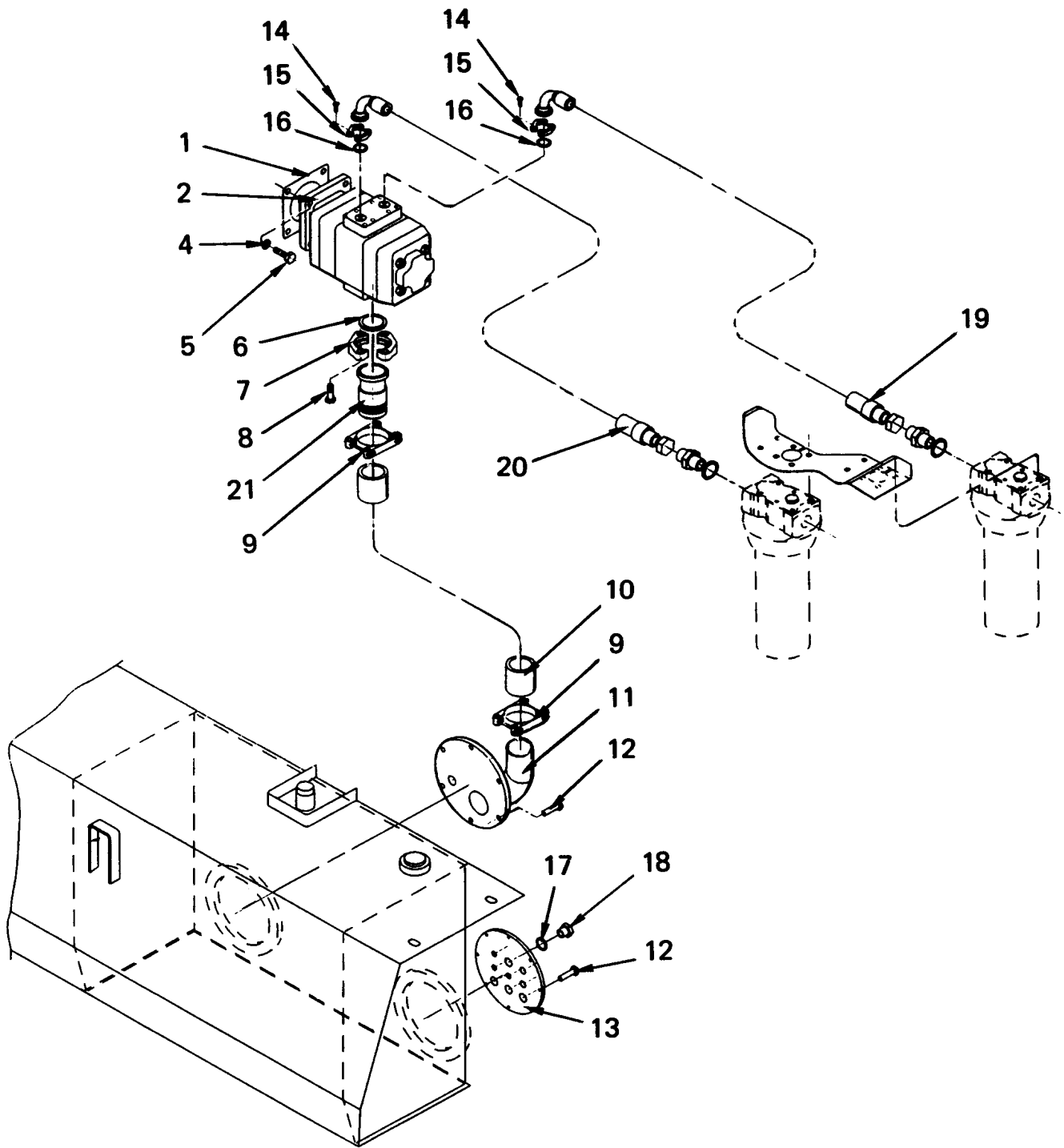
Reservdelar - Spare parts

70

15

1050

1050	Utgåva Issue		Bild nr Picture No		Hydraulpump och slangar Volvo A07785.0100,.0200		Hydraulic pump and hoses Volvo A07785.0100,.0200		
	Pos. Fig.	Antal/Quantity			Art nr Part No	Benämning	Description	Sats Kit	Anmärkning Notes
		9- 13,6 EC3	13,6 EC4- -16						
0010	0	-			A07785.0100	Hydraulsystem	Hydraulic system	S S S S S	9-13,6EC3,DRAWING NO.
0020			-		A07785.0200	Hydraulsystem	Hydraulic system		13,6EC4-16,DRAWING NO
0100	1	1	1		923170.0002	Tätning	Seal		SEE GR 70, PAGE 19 SEE GR 70, PAGE 19
0120	2	1			923142.0016	Hydraulpump	Hydraulic pump		
0140			1		923142.0017	Hydraulpump	Hydraulic pump		
0150		1	1		923120.0460	•Tätningssats	•Seal kit		
0151		1	1		923110.0125	••O-ring	••O-ring		
0152		4	4		923110.0127	••Tätning	••Seal		NOT USED
0153		4	4		923110.0128	••Tätning	••Seal		
0154		2	2		923468.0433	••Tätning	••Seal		
0160	3								
0180	4	4	4		920098.009	Bricka	Washer		
0200	5	4	4		2751	Skruv	Screw		L=475
0220	6	1	1		3506	O-ring	O-ring		
0240	7	2	2		5442	Flänshalva	Flange half		
0260	8	4	4		920042.028	Skruv	Screw		
0280	9	2	2		920952.0013	Slangklamma	Hose clamp		
0300	10	1	1		408605.1000	Slang	Hose		
0320	11	1	1		451491.0500	Lock	Cover		
0340	12	16	16		922357.0016	Skruv	Screw		
0360	13	1	1		351490.0500	Lock	Cover		
0380	14	8	8		921899.105	Skruv	Screw		
0400	15	4	4		920812.0003	Flänshalva	Flange half		
0420	16	2	2		3503	O-ring	O-ring		
0440	17	1	1		5938	Tredoring	Tredoring		
0460	18	1	1		920999.0014	Propp	Plug		
0480	19	1	1		456636.1600	Hydraulslang	Hydraulic hose		
0500	20	1	1		456636.1500	Hydraulslang	Hydraulic hose		
0520	21	1	1		355657.0100	Anslutning	Connection		



Reservdelar - Spare parts

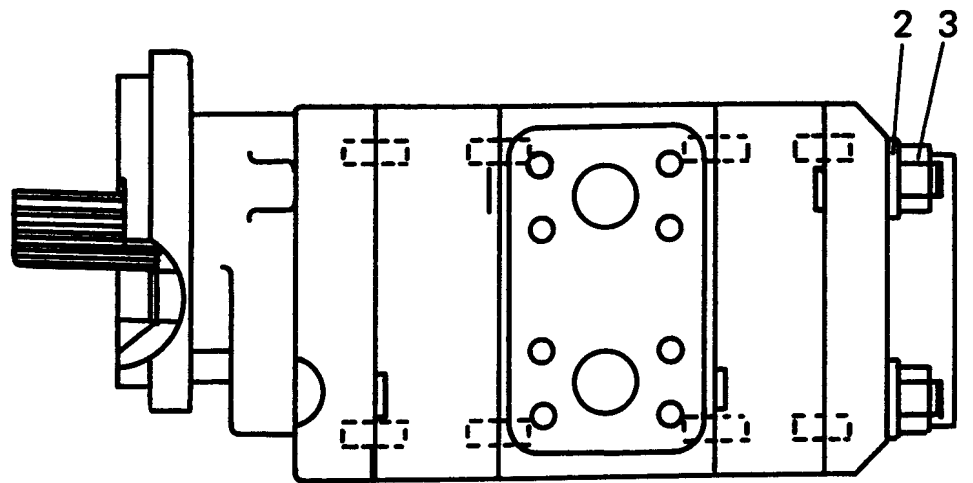
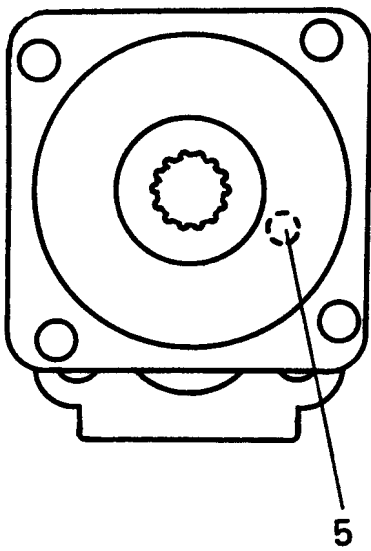
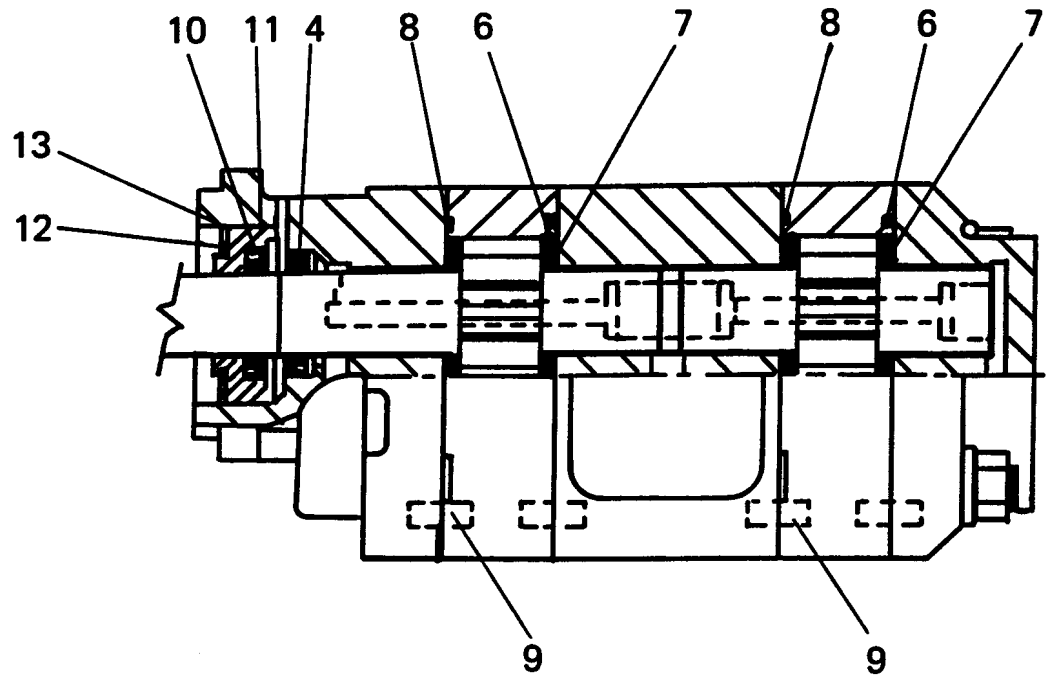
70

17

1060

1060	Utgåva Issue		Bild nr Picture No		Hydraulpump och slangar Volvo A07785.0300,.0400		Hydraulic pump and hoses Volvo A07785.0300,.0400		
	Pos. Fig.	Antal/Quantity			Art nr Part No	Benämning	Description	Sats Kit	Anmärkning Notes
		9- 13,6 EC3	13,6 EC4- -16						
0010	0	-			A07785.0300	Hydraulsystem	Hydraulic system	S S S S S	9-13,6EC3,DRAWING NO.
0020			-		A07785.0400	Hydraulsystem	Hydraulic system		13,6EC4-16,DRAWING NO
0100	1	1	1		923170.0002	Tätning	Seal		SEE GR 70, PAGE 19 SEE GR 70, PAGE 19
0120	2	1			923142.0016	Hydraulpump	Hydraulic pump		
0140			1		923142.0017	Hydraulpump	Hydraulic pump		
0150		1	1		923120.0460	•Tätningssats	•Seal kit		
0151		1	1		923110.0125	••O-ring	••O-ring		
0152		4	4		923110.0127	••Tätning	••Seal		NOT USED
0153		4	4		923110.0128	••Tätning	••Seal		
0154		2	2		923468.0433	••Tätning	••Seal		
0160	3								
0180	4	4	4		920098.009	Bricka	Washer		
0200	5	4	4		2751	Skruv	Screw		
0220	6	1	1		3506	O-ring	O-ring		
0240	7	2	2		5442	Flänshalva	Flange half		
0260	8	4	4		920042.028	Skruv	Screw		
0280	9	2	2		920952.0013	Slangklamma	Hose clamp		
0300	10	1	1		408605.1000	Slang	Hose		
0320	11	1	1		451491.0800	Lock	Cover		
0340	12	16	16		922357.0016	Skruv	Screw		
0360	13	1	1		351490.0500	Lock	Cover		
0380	14	8	8		921899.105	Skruv	Screw		
0400	15	4	4		920812.0003	Flänshalva	Flange half		
0420	16	2	2		3503	O-ring	O-ring		
0440	17	1	1		5938	Tredoring	Tredoring		
0460	18	1	1		920999.0014	Propp	Plug		
0480	19	1	1		456636.2100	Hydraulslang	Hydraulic hose		
0500	20	1	1		456636.2200	Hydraulslang	Hydraulic hose		
0520	21	1	1		355657.0100	Anslutning	Connection		

①



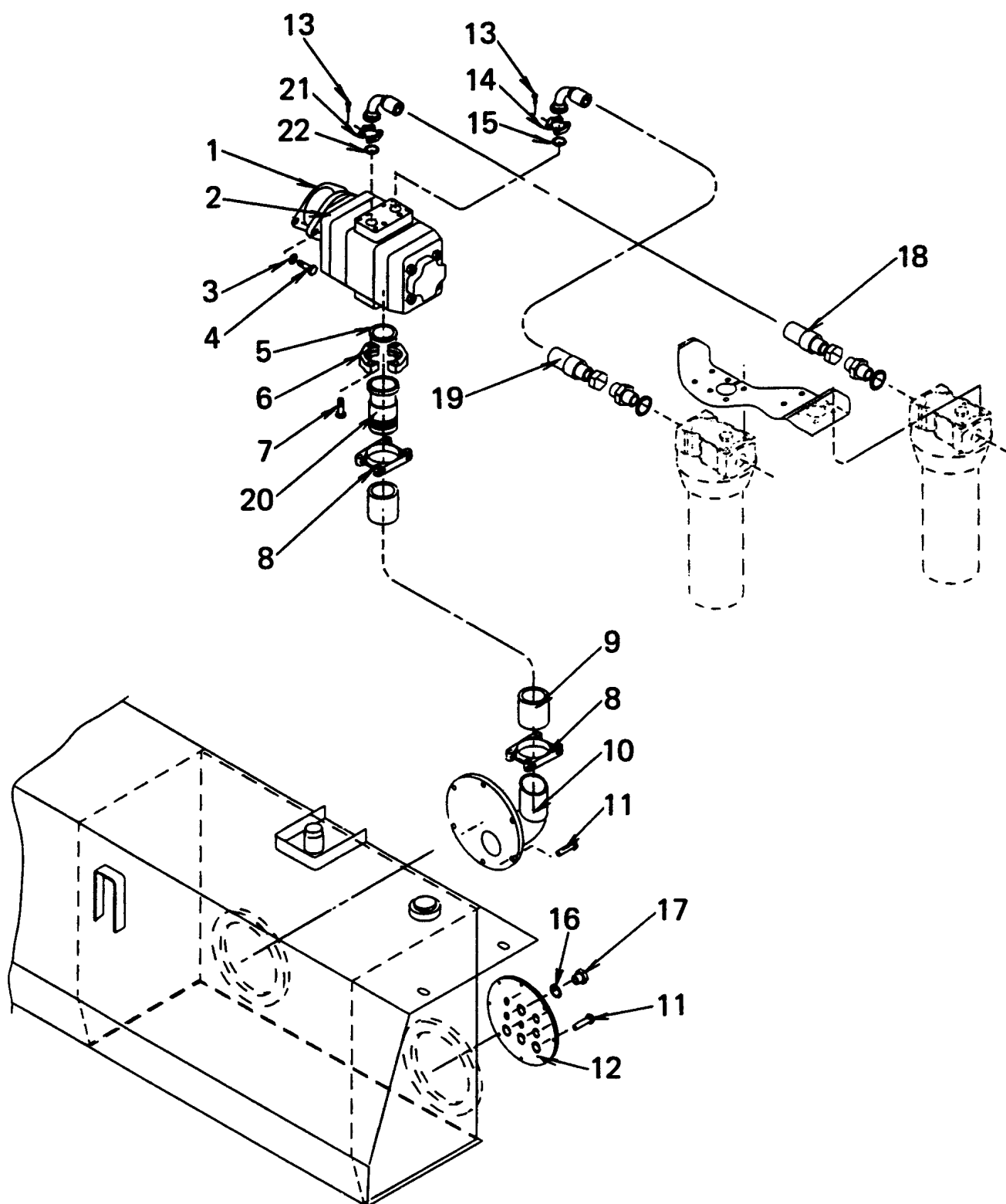
Reservdelar - Spare parts

70

19

1070

1070	Utgåva Issue		Bild nr Picture No		Hydraulpumpar Ingående delar 923142.0016 och -0017		Hydraulic pumps Integral parts 923142.0016 and -0017		
	Pos. Fig.	Antal/Quantity			Art nr Part No	Benämning	Description	Sats Kit	Anmärkning Notes
		9231 42. 0016	9231 42. 0017						
0020	1	1			923142.0016	Hydraulpump	Hydraulic pump	S S S S	KPL
0025			1		923142.0017	Hydraulpump	Hydraulic pump		KPL
0040		1	1		923120.0460	•Tätningssats	•Seal kit		
0060		1	1		923110.0125	••O-ring	••O-ring		
0080		4	4		923110.0127	••Tätning	••Seal		
0100		4	4		923110.0128	••Tätning	••Seal		
0120		2	2		923468.0433	••Tätning	••Seal		
0140	2	4	4		923107.0534	•Bricka	•Washer		
0160	3	4	4		923107.0556	•Mutter	•Nut		
0180	4	1	1		923468.0433	•Tätning	•Seal		
0200	5	2	2		923107.0526	•Plugg	•Plug		
0220	6	4	4		923107.0528	•Tryckplatta	•Clutch drive plate		
0240	7	4	4		923110.0127	•Tätning	•Seal		ERS AV 425817.6500
0250		4	4		425817.6500	•Tätningssats	•Seal kit	ERS 923110.0127	
0260	8	4	4		923110.0128	•Tätning	•Seal		
0300	9	8	8		923107.0531	•Pinne	•Pin		
0360	10	1	1		923468.0433	•Tätning	•Seal		
0400	11	1	1		923110.0125	•O-ring	•O-ring		
0420	12	1	1		923107.0525	•Låsring	•Lock ring		
0440	13	1	1		923107.0524	•Låsring	•Lock ring		



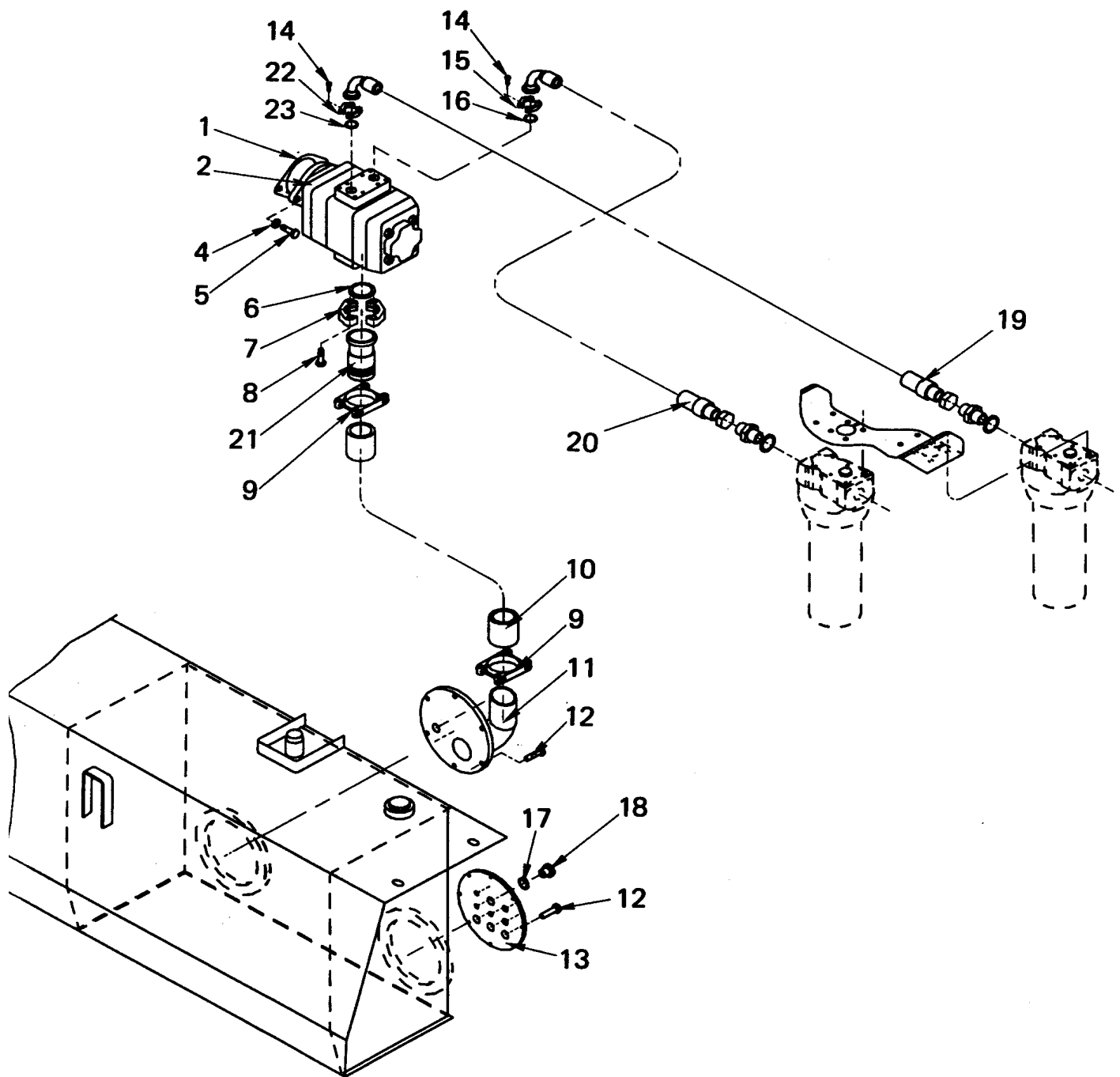
Reservdelar - Spare parts

70

21

1100

Utgåva Issue		Bild nr Picture No		Hydraulpump och slangar Perkins-Clark 18000 A07881.0100		Hydraulic pump and hoses Perkins-Clark 18000 A07881.0100		
Pos. Fig.	Antal/Quantity			Art nr Part No	Benämning	Description	Sats Kit	Anmärkning Notes
	9- 13,6 EC4							
0	-			A07881.0100	Hydraulsystem	Hydraulic system	S S S S	9-13,6EC4,DRAWING NO.
1	1			923170.0003	Tätning	Seal		
2	1			923142.0018	Hydraulpump	Hydraulic pump		SEE GR 70, PAGE 25
	1			923120.0460	•Tätningssats	•Seal kit		
	1			923110.0125	••O-ring	••O-ring		
	4			923110.0127	••Tätning	••Seal		
	4			923110.0128	••Tätning	••Seal		
	2			923468.0433	••Tätning	••Seal		
3	2			920098.009	Bricka	Washer		
4	2			2751	Skruv	Screw		
5	1			3506	O-ring	O-ring		
6	2			5442	Flänshalva	Flange half		
7	2			920042.028	Skruv	Screw		
8	2			920952.0013	Slangklamma	Hose clamp		
9	1			408605.1000	Slang	Hose		
10	1			451491.0600	Lock	Cover		
11	12			922357.0016	Skruv	Screw		
12	1			351490.0500	Lock	Cover		
13	8			921899.105	Skruv	Screw		
14	2			920812.0003	Flänshalva	Flange half		
15	1			3503	O-ring	O-ring		
16	1			5938	Tredoring	Tredoring		
17	1			920999.0014	Propp	Plug		
18	1			351077.0200	Hydraulslang	Hydraulic hose		
19	1			456636.2100	Hydraulslang	Hydraulic hose		
20	1			355657.0100	Anslutning	Connection		
21	2			920812.0004	Flänshalva	Flange half		
22	1			1358	O-ring	O-ring		



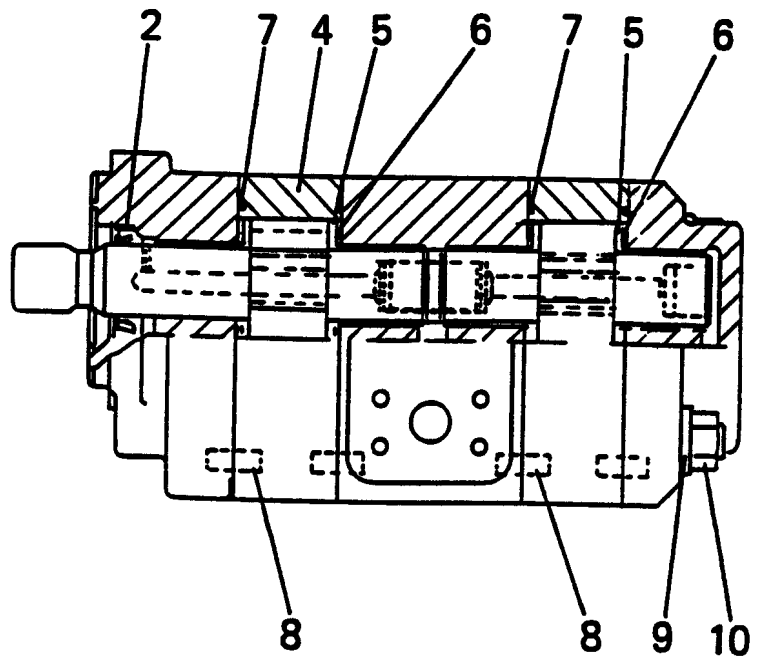
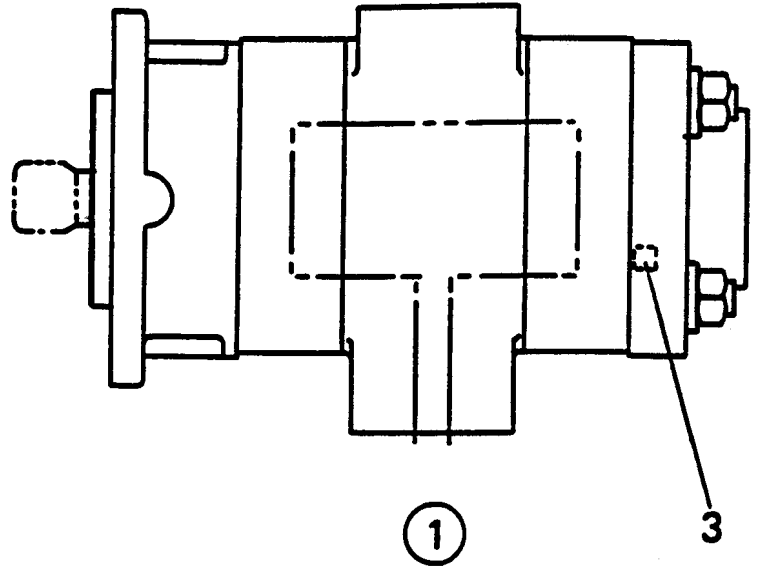
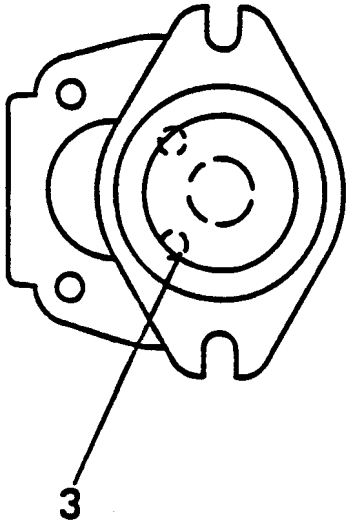
Reservdelar - Spare parts

70

23

1110

1110	Utgåva Issue		Bild nr Picture No		Hydraulpump och slangar Perkins-Clark 18000 A07881.0300, LPG		Hydraulic pump and hoses Perkins-Clark 18000 A07881.0300, LPG			
	Pos. Fig.	Antal/Quantity			Art nr Part No	Benämning	Description	Sats Kit	Anmärkning Notes	
0020	0	-			A07881.0300	Hydraulsystem	Hydraulic system	S S S S	9-13,6EC4,DRAWING NO.	
0040	1	1			923170.0003	Tätning	Seal		SEE GR 70, PAGE 25	
0060	2	1			923142.0018	Hydraulpump	Hydraulic pump			NOT USED
0080		1			923120.0460	•Tätningssats	•Seal kit			
0081		1			923110.0125	••O-ring	••O-ring			
0082		4			923110.0127	••Tätning	••Seal			
0083		4			923110.0128	••Tätning	••Seal			
0084		2			923468.0433	••Tätning	••Seal			
0100	3									
0120	4	2			920098.009	Bricka	Washer			
0140	5	2			2751	Skruv	Screw			
0160	6	1			3506	O-ring	O-ring			
0180	7	2			5442	Flänshalva	Flange half			
0200	8	2			920042.028	Skruv	Screw			
0220	9	2			920952.0013	Slangklamma	Hose clamp			
0240	10	1			408605.1000	Slang	Hose			
0260	11	1			451491.1300	Lock	Cover			
0280	12	16			922357.0016	Skruv	Screw			
0300	13	1			351490.0500	Lock	Cover			
0320	14	8			921899.105	Skruv	Screw			
0340	15	2			920812.0003	Flänshalva	Flange half			
0360	16	1			3503	O-ring	O-ring			
0380	17	1			5938	Tredoring	Tredoring			
0400	18	1			920999.0014	Propp	Plug			
0420	19	1			351077.0200	Hydraulslang	Hydraulic hose			
0440	20	1			456636.2100	Hydraulslang	Hydraulic hose			
0460	21	1			355657.0100	Anslutning	Connection			
0480	22	2			920812.0004	Flänshalva	Flange half			
0500	23	1			1358	O-ring	O-ring			



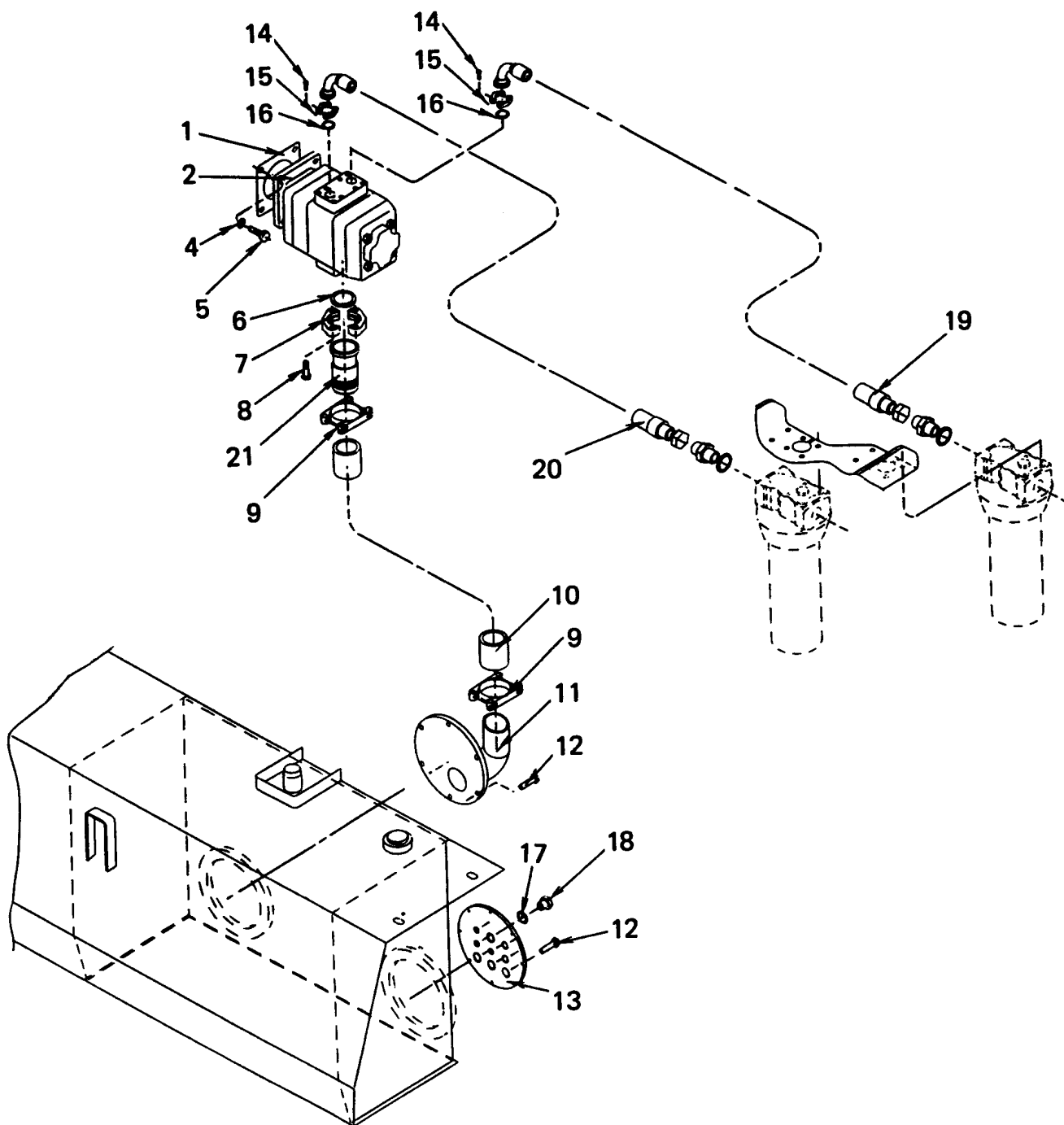
Reservdelar - Spare parts

70

25

1120

1120	Utgåva Issue		Bild nr Picture No		Hydraulpumpar Ingående delar 923142.0018		Hydraulic pumps Integral parts 923142.0018		
	Pos. Fig.	Antal/Quantity			Art nr Part No	Benämning	Description	Sats Kit	Anmärkning Notes
		9231 42. 0018							
0020	1	1			923142.0018	Hydraulpump	Hydraulic pump	S S S S	KPL
0040		1			923120.0460	•Tätningssats	•Seal kit		
0060		1			923110.0125	••O-ring	••O-ring		
0080		4			923110.0127	••Tätning	••Seal		
0100		4			923110.0128	••Tätning	••Seal		
0120		2			923468.0433	••Tätning	••Seal		
0140	2	1			923468.0433	•Tätning	•Seal		
0160	3	2			923107.0526	•Plugg	•Plug		
0180	4	1			923107.0530	•Hus	•Housing		
0200	5	2			923107.0528	•Tryckplatta	•Clutch drive plate		
0220	6	4			923110.0127	•Tätning	•Seal		ERS AV 425817.6500 ERS 923110.0127
0230		4			425817.6500	•Tätningssats	•Seal kit		
0240	7	4			923110.0128	•Tätning	•Seal		
0300	8	8			923107.0531	•Pinne	•Pin		
0360	9	4			923107.0534	•Bricka	•Washer		
0400	10	4			923107.0556	•Mutter	•Nut		

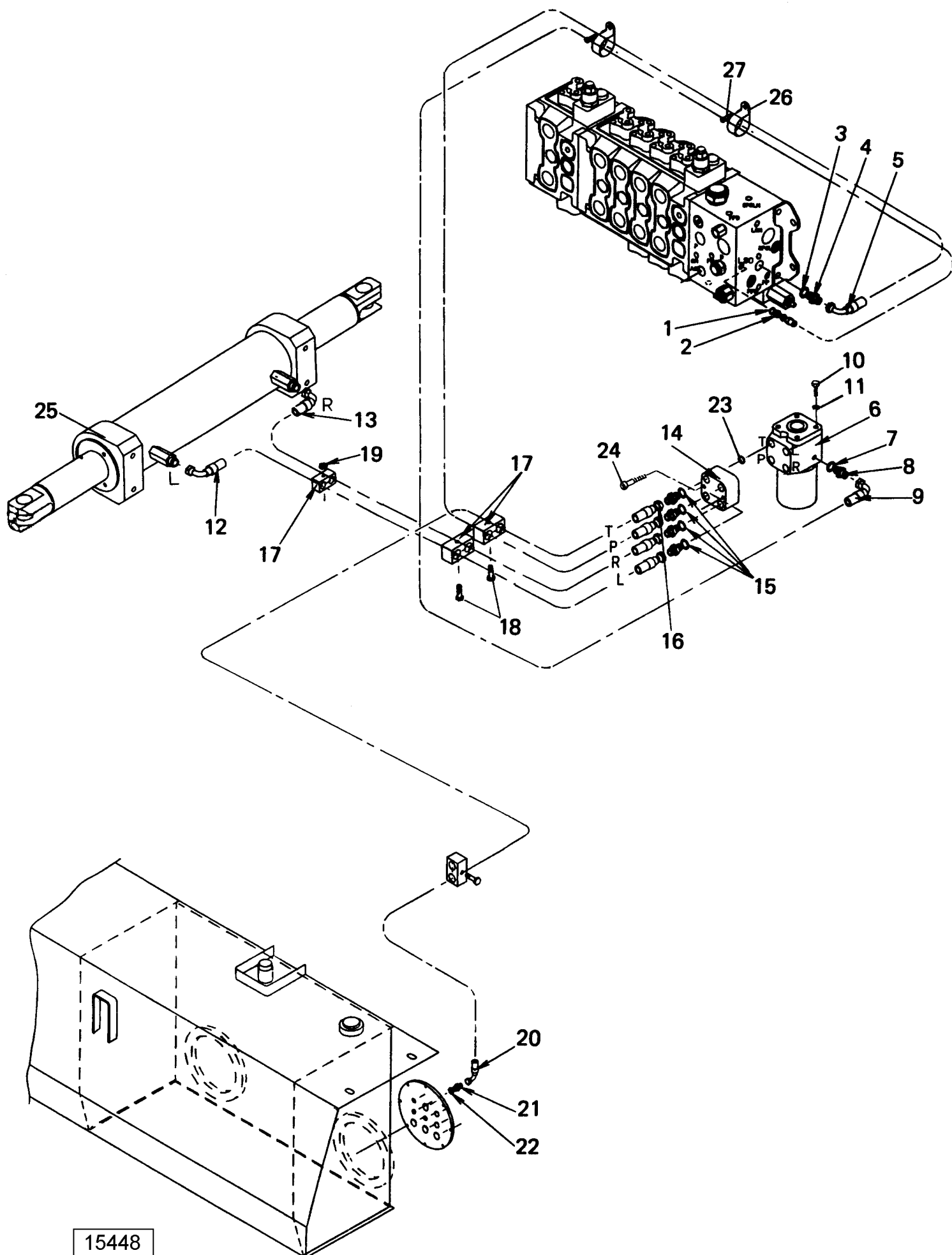


15481

Reservdelar - Spare parts

1130

[illegible]



15448

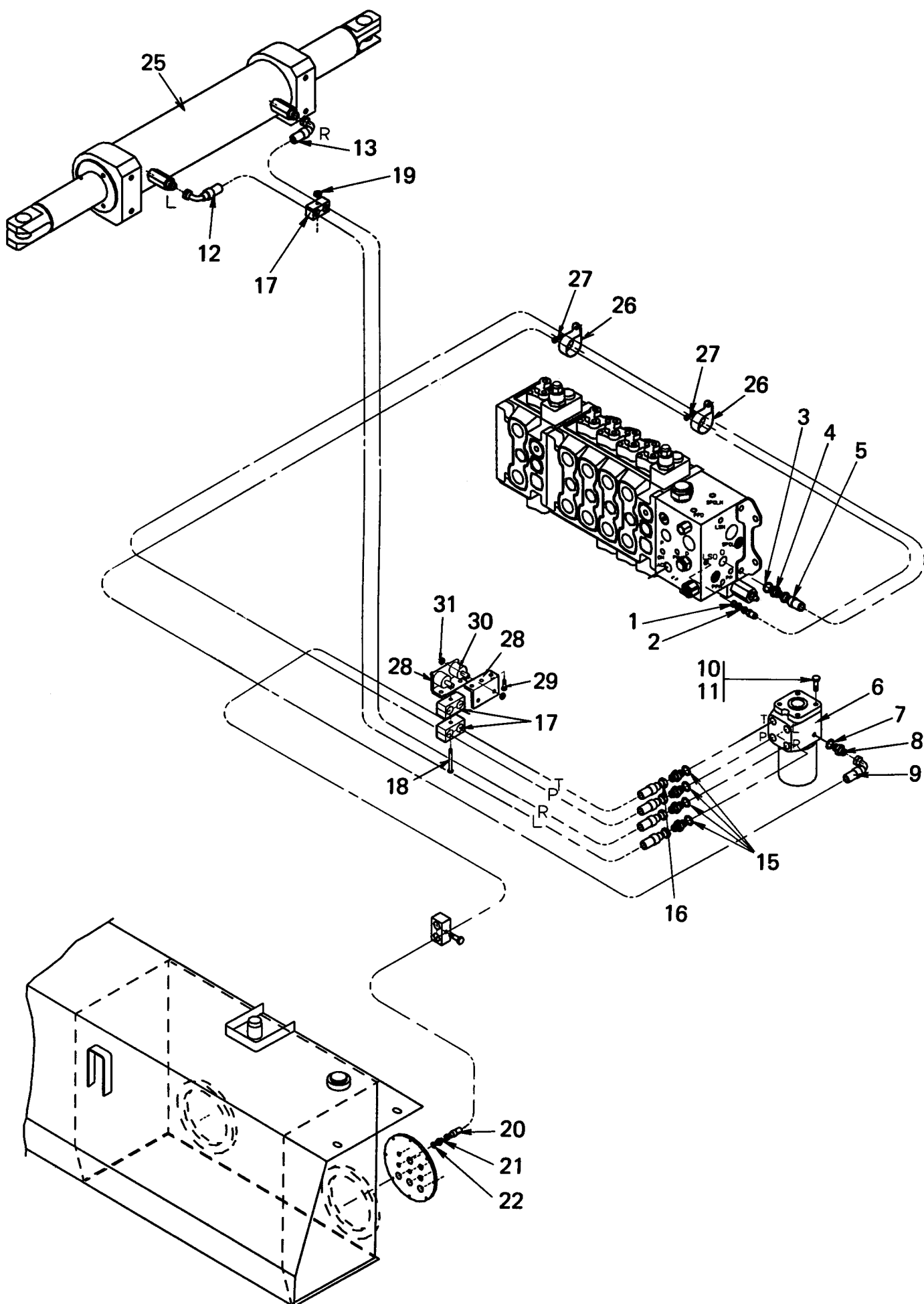
Reservdelar - Spare parts

70

29

1150

1150	Utgåva Issue		Bild nr Picture No		Styrventil, styrcylinder och slangar, FFS A07882.0100		Steering valve, steering cylinder and hoses, FFS A07882.0100		
	Pos. Fig.	Antal/Quantity			Art nr Part No	Benämning	Description	Sats Kit	Anmärkning Notes
0010	0	-			A07882.0100	Hydraulsystem	Hydraulic system		DRAWING NO.
0100	1	1			5933	Tredoring	Tredoring		
0120	2	1			3471	Adapter	Adapter		SEE GR 70, PAGE 37
0140	3	1			5936	Tredoring	Tredoring		
0160	4	1			3474	Nippel	Nipple		
0180	5	1			352785.8900	Hydraulslang	Hydraulic hose		
0200	6	1			5860	Styrventil Orbitrol	Steering valve Orbitrol		
0210		1			923764.0217	•Tätningssats	•Seal kit		
0220	7	1			920052.011	O-ring	O-ring		
0240	8	1			920985.0010	Nippel	Nipple		
0260	9	1			350235.084	Hydraulslang	Hydraulic hose		
0280	10	4			920042.003	Skruv	Screw		
0300	11	4			98150	Bricka	Washer		HJB=2750 HJB=3000 HJB=3250 HJB=3500 HJB=3750 HJB=4000 HJB=2750 HJB=3000 HJB=3250 HJB=3500 HJB=3750 HJB=4000
0320	12	1			306902.0600	Hydraulslang	Hydraulic hose		
0360		1			306902.9800	Hydraulslang	Hydraulic hose		
0400		1			457877.0100	Hydraulslang	Hydraulic hose		
0440		1			457877.0200	Hydraulslang	Hydraulic hose		
0480		1			306902.4900	Hydraulslang	Hydraulic hose		
0520		1			306902.4700	Hydraulslang	Hydraulic hose		
0560	13	1			306902.2900	Hydraulslang	Hydraulic hose		
0600		1			306902.6800	Hydraulslang	Hydraulic hose		
0640		1			306902.5200	Hydraulslang	Hydraulic hose		
0680		1			306902.7700	Hydraulslang	Hydraulic hose		SEE GR 60, PAGE 17
0720		1			306902.4000	Hydraulslang	Hydraulic hose		
0760		1			306902.4600	Hydraulslang	Hydraulic hose		
0800	14	1			920835.0001	Ventilblock	Valve plate		
0820	15	4			5936	Tredoring	Tredoring		
0840	16	4			3474	Nippel	Nipple		
0860	17	12			352670.0500	Överfall	Cap		
0880	18	2			3076	Skruv	Screw		
0900	19	4			920076.003	Låsmutter	Lock nut		
0920	20	1			352785.8900	Hydraulslang	Hydraulic hose		
0940	21	1			3474	Nippel	Nipple		
0960	22	1			5936	Tredoring	Tredoring		
0980	23	4			920798.0014	O-ring	O-ring		
1000	24	2			923436.0828	Skruv	Screw		
1020	25					Styrcylinder	Steering cylinder		
1040	26	2			920125.003	Gummiklamma	Rubber clamp		
1060	27	2			922357.0016	Skruv	Screw		



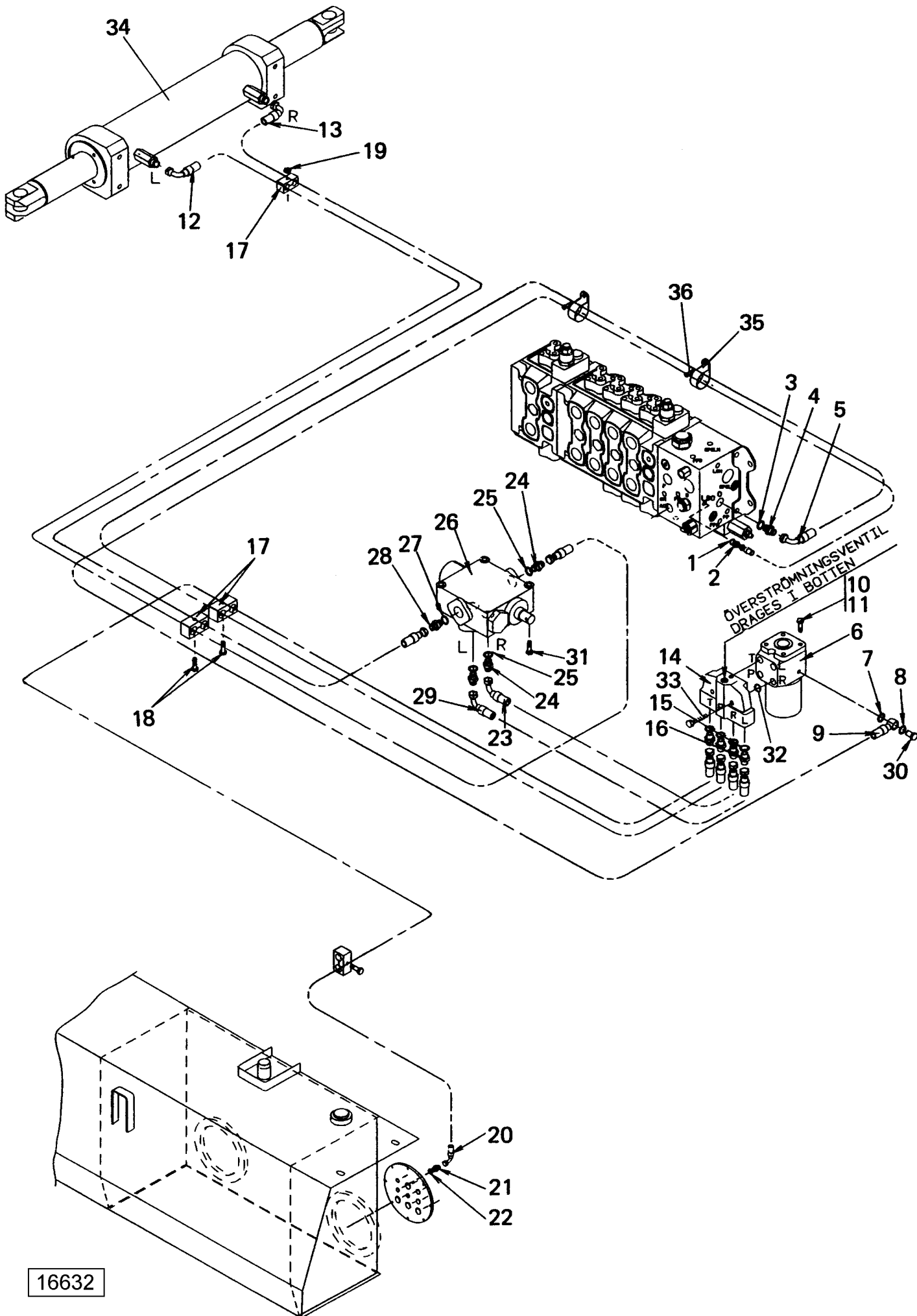
Reservdelar - Spare parts

70

31

1155

1155	Utgåva Issue		Bild nr Picture No		Styrventil, styrcylinder och slangar, FFS A17746.0100		Steering valve, steering cylinder and hoses, FFS A17746.0100		
	Pos. Fig.	Antal/Quantity			Art nr Part No	Benämning	Description	Sats Kit	Anmärkning Notes
0010	0	-			A17746.0100	Hydraulsystem	Hydraulic system		DRAWING NO.
0100	1	1			5933	Tredoring	Tredoring		
0120	2	1			3471	Adapter	Adapter		
0140	3	1			5936	Tredoring	Tredoring		
0160	4	1			3474	Nippel	Nipple		
0180	5	1			352785.8900	Hydraulslang	Hydraulic hose		
0200	6	1			920207.032	Styrventil Orbitrol	Steering valve Orbitrol		
0210		1			923764.0217	•Tätningssats	•Seal kit		
0220	7	1			5933	Tredoring	Tredoring		
0240	8	1			A16699.0300	Nippel	Nipple		
0260	9	1			350235.084	Hydraulslang	Hydraulic hose		
0280	10	4			920042.003	Skruv	Screw		
0300	11	4			98150	Bricka	Washer		
0320	12	1			306902.0600	Hydraulslang	Hydraulic hose		HJB=2750
0360		1			306902.9800	Hydraulslang	Hydraulic hose		HJB=3000
0400		1			457877.0100	Hydraulslang	Hydraulic hose		HJB=3250
0440		1			457877.0200	Hydraulslang	Hydraulic hose		HJB=3500
0480		1			306902.4900	Hydraulslang	Hydraulic hose		HJB=3750
0520		1			306902.4700	Hydraulslang	Hydraulic hose		HJB=4000
0560	13	1			306902.2900	Hydraulslang	Hydraulic hose		HJB=2750
0600		1			306902.6800	Hydraulslang	Hydraulic hose		HJB=3000
0640		1			306902.5200	Hydraulslang	Hydraulic hose		HJB=3250
0680		1			306902.7700	Hydraulslang	Hydraulic hose		HJB=3500
0720		1			306902.4000	Hydraulslang	Hydraulic hose		HJB=3750
0760		1			306902.4600	Hydraulslang	Hydraulic hose		HJB=4000
0800	14								NOT USED
0820	15	4			5936	Tredoring	Tredoring		
0840	16	4			3474	Nippel	Nipple		
0860	17	12			352670.0500	Överfall	Cap		
0880	18	1			3076	Skruv	Screw		ÄUTF
0890		1			3083	Skruv	Screw		NY UTF
0900	19	4			920076.003	Låsmutter	Lock nut		
0920	20	1			352785.8900	Hydraulslang	Hydraulic hose		
0940	21	1			3474	Nippel	Nipple		
0960	22	1			5936	Tredoring	Tredoring		
0980	23								NOT USED
1000	24								NOT USED
1020	25					Styrcylinder	Steering cylinder		SEE GR 60, PAGE 17
1040	26	2			920125.003	Gummiklamma	Rubber clamp		
1060	27	2			922357.0016	Skruv	Screw		
1080	28	2			A24547.0100	Fäste	Bracket		NY UTF
1100	29	2			920099.021	Skruv	Screw		NY UTF
1120	30	2			923379.0001	Gummidämpare	Rubber cushion		NY UTF
1140	31	4			920076.003	Låsmutter	Lock nut		NY UTF



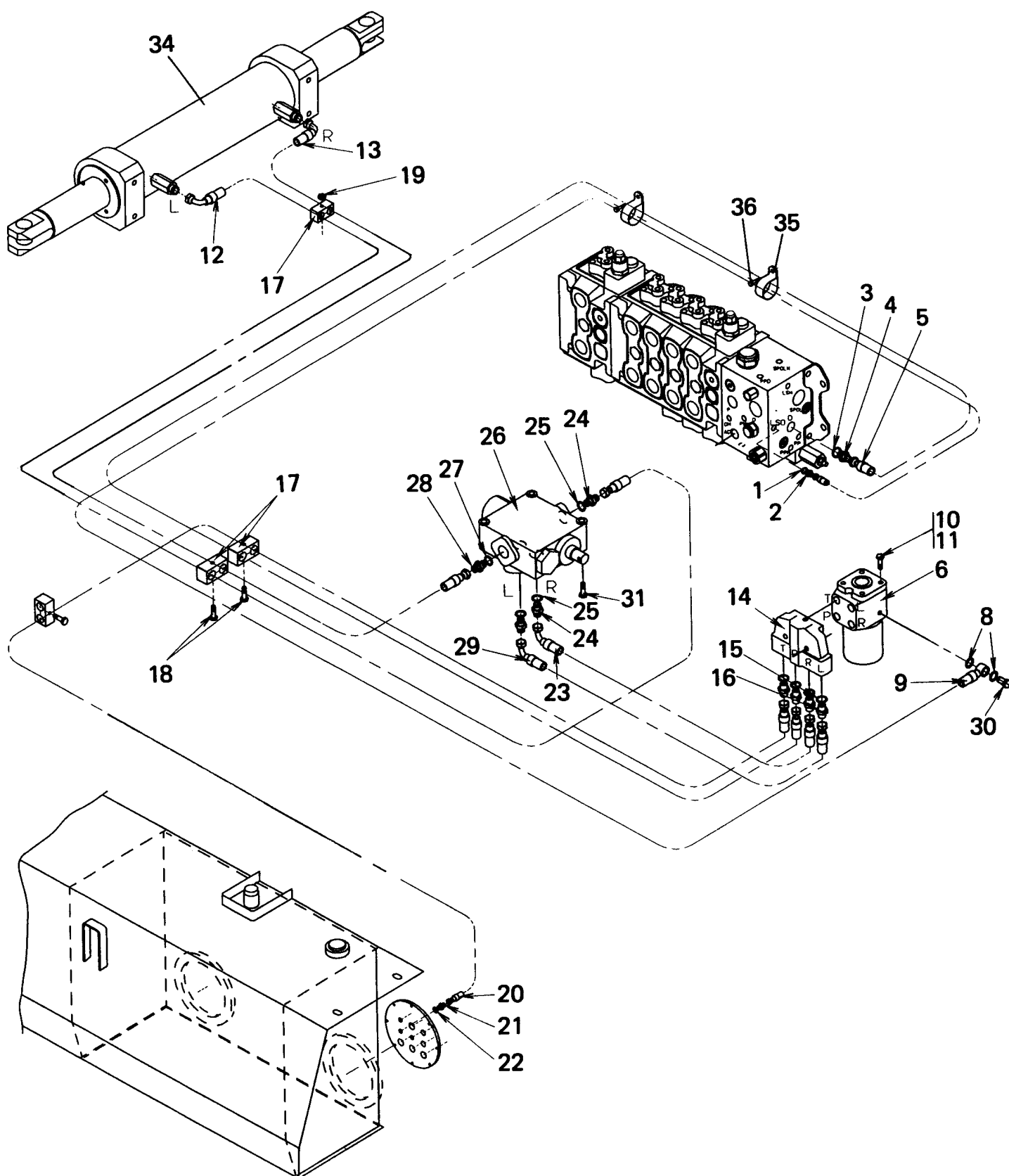
Reservdelar - Spare parts

70

33

1170

1170	Utgåva Issue		Bild nr Picture No		Styrventil, styrcylinder och slangar, VBFS A09502.0100		Steering valve, steering cylinder and hoses, VBFS A09502.0100		
	Pos. Fig.	Antal/Quantity			Art nr Part No	Benämning	Description	Sats Kit	Anmärkning Notes
0010	0	-			A09502.0100	Hydraulsystem	Hydraulic system		DRAWING NO.
0100	1	1			5933	Tredoring	Tredoring		
0120	2	1			3471	Adapter	Adapter		
0140	3	1			5936	Tredoring	Tredoring		
0160	4	1			3474	Nippel	Nipple		
0180	5	1			352785.4300	Hydraulslang	Hydraulic hose		
0200	6	1			5860	Styrventil Orbitrol	Steering valve Orbitrol		SEE GR 70, PAGE 37
0210		1			923764.0217	•Tätningssats	•Seal kit		
0220	7	1			920058.003	Kopparbricka	Copper washer		
0240	8	1			5933	Tredoring	Tredoring		
0260	9	1			353030.1200	Hydraulslang	Hydraulic hose		
0280	10	4			920042.003	Skruv	Screw		
0300	11	4			98150	Bricka	Washer		
0320	12	1			306902.0600	Hydraulslang	Hydraulic hose		HJB=2750
0360		1			306902.9800	Hydraulslang	Hydraulic hose		HJB=3000
0400		1			457877.0100	Hydraulslang	Hydraulic hose		HJB=3250
0440		1			457877.0200	Hydraulslang	Hydraulic hose		HJB=3500
0480		1			306902.4900	Hydraulslang	Hydraulic hose		HJB=3750
0520		1			306902.4700	Hydraulslang	Hydraulic hose		HJB=4000
0560	13	1			306902.2900	Hydraulslang	Hydraulic hose		HJB=2750
0600		1			306902.6800	Hydraulslang	Hydraulic hose		HJB=3000
0640		1			306902.5200	Hydraulslang	Hydraulic hose		HJB=3250
0680		1			306902.7700	Hydraulslang	Hydraulic hose		HJB=3500
0720		1			306902.4000	Hydraulslang	Hydraulic hose		HJB=3750
0760		1			306902.4600	Hydraulslang	Hydraulic hose		HJB=4000
0800	14	1			921314.0002	Ventilblock	Valve plate		
0820	15	4			920002.009	Tredoring	Tredoring		
0840	16	4			921426.0002	Nippel	Nipple		
0860	17	12			352670.0500	Överfall	Cap		
0880	18	2			3076	Skruv	Screw		
0900	19	4			920076.003	Låsmutter	Lock nut		
0920	20	1			352785.4300	Hydraulslang	Hydraulic hose		
0940	21	1			3474	Nippel	Nipple		
0960	22	1			5936	Tredoring	Tredoring		
0980	23	1			306902.2100	Hydraulslang	Hydraulic hose		
1000	24	3			3474	Nippel	Nipple		
1020	25	3			5936	Tredoring	Tredoring		
1040	26	1			920867.0001	Manöverventil	Control valve		
1060	27	1			5937	Tredoring	Tredoring		
1080	28	1			3465	Adapter	Adapter		
1100	29	1			306902.2100	Hydraulslang	Hydraulic hose		
1120	30	1			458538.0100	Hålskruv	Hollow screw		
1140	31	3			3080	Skruv	Screw		
1160	32	4			920798.0014	O-ring	O-ring		
1180	33	2			923436.0828	Skruv	Screw		
1200	34					Styrcylinder	Steering cylinder		SEE GR 60, PAGE 17
1220	35	2			920125.003	Gummiklamma	Rubber clamp		
1240	36	2			922357.0016	Skruv	Screw		



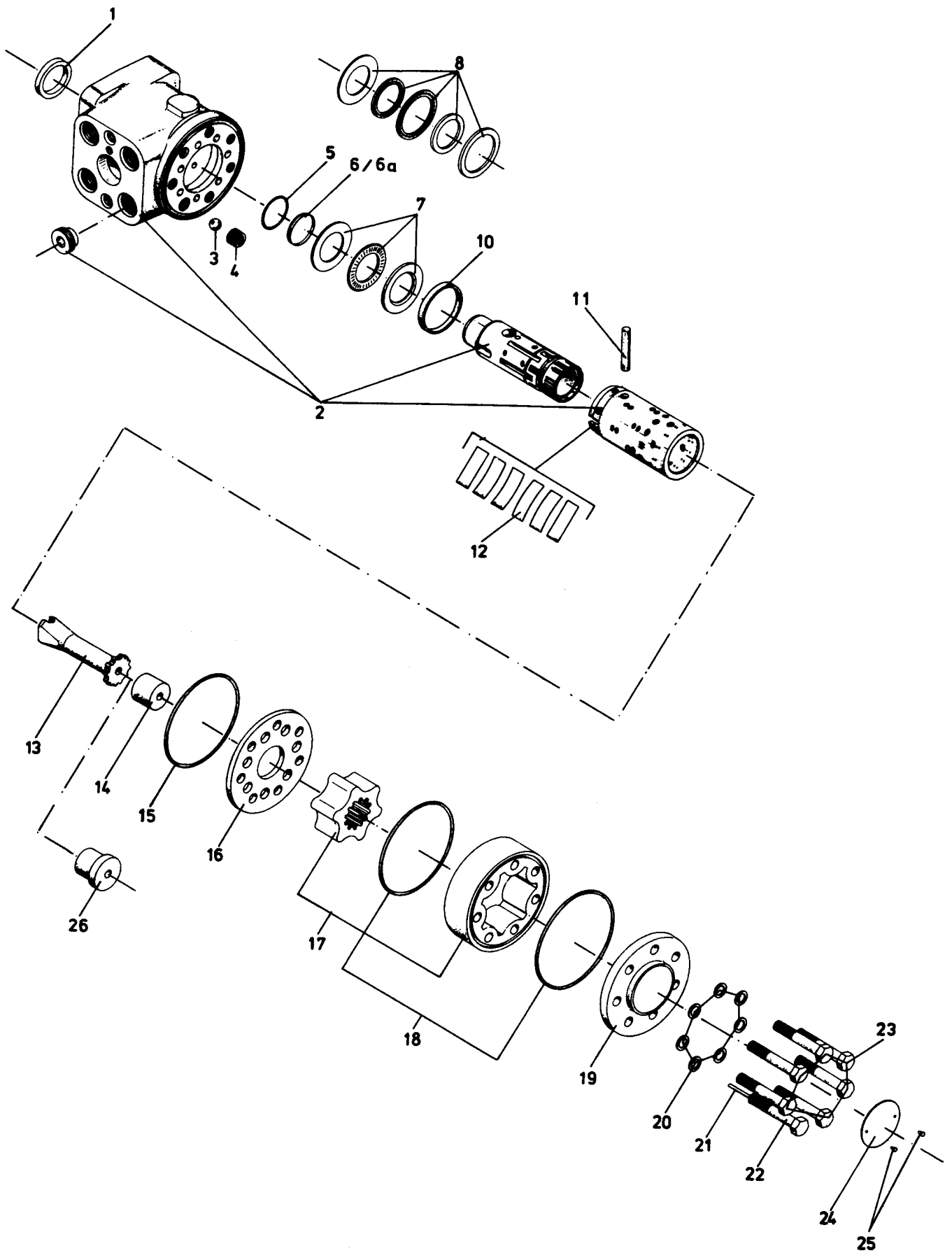
Reservdelar - Spare parts

70

35

1175

1175	Utgåva Issue		Bild nr Picture No		Styrventil, styrcylinder och slangar, VBFS A17747.0100		Steering valve, steering cylinder and hoses, VBFS A17747.0100			
	Pos. Fig.	Antal/Quantity			Art nr Part No	Benämning	Description	Sats Kit	Anmärkning Notes	
0010	0	-			A17747.0100	Hydraulsystem	Hydraulic system		DRAWING NO.	
0100	1	1			5933	Tredoring	Tredoring			
0120	2	1			3471	Adapter	Adapter			
0140	3	1			5936	Tredoring	Tredoring			
0160	4	1			3474	Nippel	Nipple			
0180	5	1			352785.4300	Hydraulslang	Hydraulic hose			
0200	6	1			920207.032	Styrventil Orbitrol	Steering valve Orbitrol			
0210		1			923764.0217	•Tätningssats	•Seal kit			
0220	7									NOT USED
0240	8	4			920058.012	Kopparbricka	Copper washer			
0260	9	1			353030.1200	Hydraulslang	Hydraulic hose			
0280	10	4			920042.003	Skruv	Screw			
0300	11	4			98150	Bricka	Washer			
0320	12	1			306902.0600	Hydraulslang	Hydraulic hose			
0360		1			306902.9800	Hydraulslang	Hydraulic hose			
0400		1			457877.0100	Hydraulslang	Hydraulic hose			
0440		1			457877.0200	Hydraulslang	Hydraulic hose			
0480		1			306902.4900	Hydraulslang	Hydraulic hose			
0520		1			306902.4700	Hydraulslang	Hydraulic hose			
0560	13	1			306902.2900	Hydraulslang	Hydraulic hose			
0600		1			306902.6800	Hydraulslang	Hydraulic hose			
0640		1			306902.5200	Hydraulslang	Hydraulic hose			
0680		1			306902.7700	Hydraulslang	Hydraulic hose			
0720		1			306902.4000	Hydraulslang	Hydraulic hose			
0760		1			306902.4600	Hydraulslang	Hydraulic hose			
0800	14	1			921314.0002	Ventilblock	Valve plate			
0820	15	4			920002.009	Tredoring	Tredoring			
0840	16	4			921426.0002	Nippel	Nipple			
0860	17	12			352670.0500	Överfall	Cap			
0880	18	2			3076	Skruv	Screw			
0900	19	4			920076.003	Låsmutter	Lock nut			
0920	20	1			352785.4300	Hydraulslang	Hydraulic hose			
0940	21	1			3474	Nippel	Nipple			
0960	22	1			5936	Tredoring	Tredoring			
0980	23	1			306902.2100	Hydraulslang	Hydraulic hose			
1000	24	3			3474	Nippel	Nipple			
1020	25	3			5936	Tredoring	Tredoring			
1040	26	1			920867.0001	Manöverventil	Control valve			
1060	27	1			5937	Tredoring	Tredoring			
1080	28	1			3465	Adapter	Adapter			
1100	29	1			306902.2100	Hydraulslang	Hydraulic hose			
1120	30	1			A16699.0400	Hålskruv	Hollow screw			
1140	31	3			3080	Skruv	Screw			
1160	32								NOT USED NOT USED SEE GR 60, PAGE 17	
1180	33									
1200	34					Styrcylinder	Steering cylinder			
1220	35	2			920125.003	Gummiklamma	Rubber clamp			
1240	36	2			922357.0016	Skruv	Screw			



20350

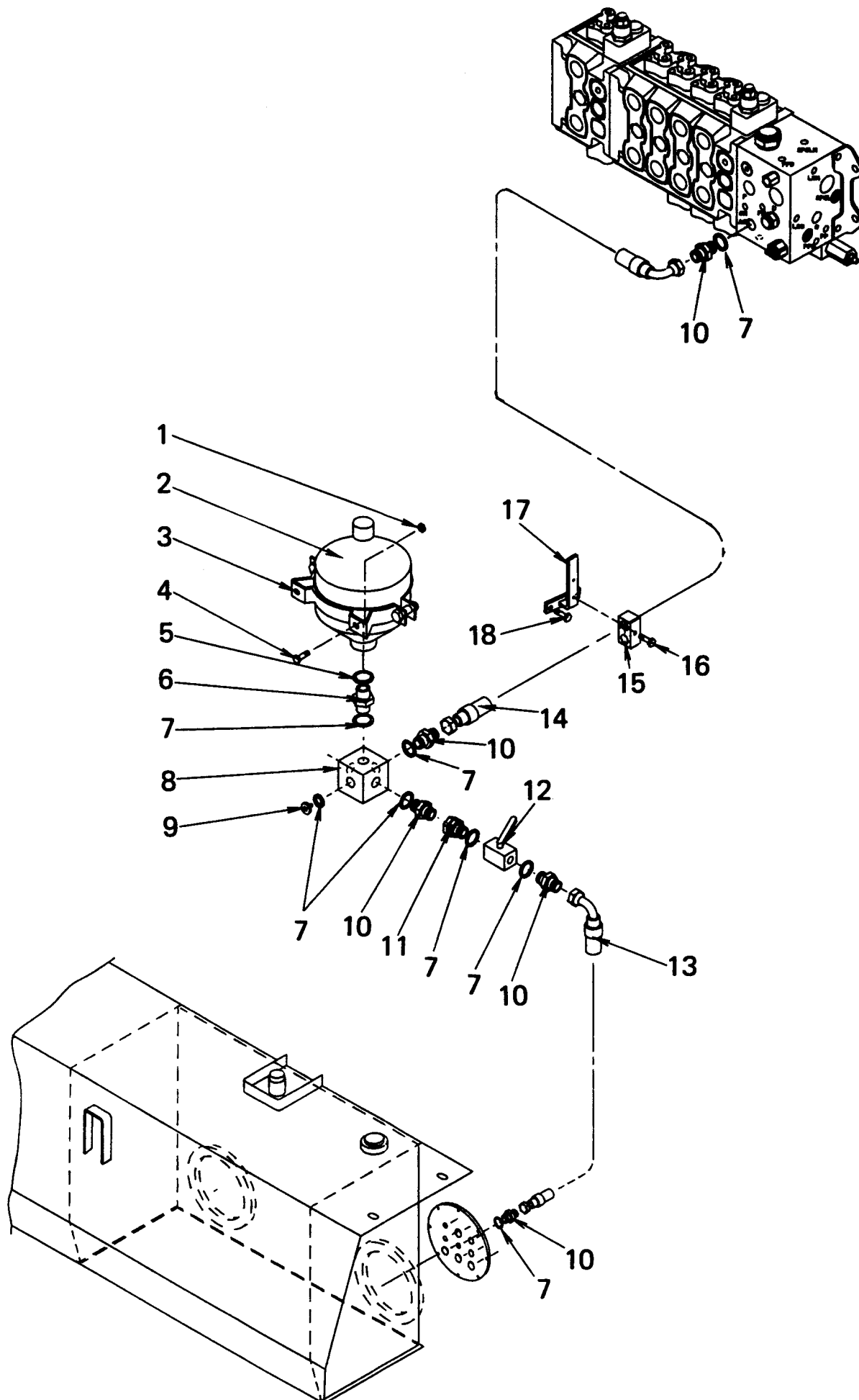
Reservdelar - Spare parts

70

37

1178

Utgåva Issue		Bild nr Picture No		Styrventil Orbitrol 5860		Steering valve Orbitrol 5860		
980615		20350						
Pos. Fig.	Antal/Quantity			Art nr Part No	Benämning	Description	Sats Kit	Anmärkning Notes
	1			5860	Styrventil Orbitrol	Steering valve Orbitrol		
	1			923764.0217	•Tätningssats	•Seal kit		
1	1			922804.0002	•Oljetätning	•Oil seal	S	INCL. IN 923764.0217
2	1				•Hus	•Housing		
3	1			922918.0001	•Kula	•Ball		
4	1			922919.0001	•Bussning	•Bushing		
5	1			920798.0018	•O-ring	•O-ring	S	INCL. IN 923764.0217
6	1			921464.0013	•Stödring	•Back-up ring	S	INCL. IN 923764.0217
6A								NOT USED
7	1			922920.0001	•Lager	•Bearing		KPL
8								NOT USED
9								NOT USED
10	1			922921.0001	•Ring	•Ring		
11	1			922922.0001	•Pinne	•Pin		
12	1			920225.004	•Rep.sats	•Repair kit		
13	1			1755	•Axel	•Shaft		
14	1			922943.0001	•Distanshylsa	•Spacer sleeve		
15	1			920798.0019	•O-ring	•O-ring	S	INCL. IN 923764.0217
16	1			922923.0001	•Platta	•Plate		
17	1			923349.0828	•Rep.sats	•Repair kit		
18	2			920798.0020	•O-ring	•O-ring	S	INCL. IN 923764.0217
19	1			922924.0001	•Gavel	•Gable		
20	7			922925.0001	•Bricka	•Washer	S	INCL. IN 923764.0217
21	1			922922.0002	•Pinne	•Pin		
22	1			922926.0004	•Skruv	•Screw		
23	6			922926.0005	•Skruv	•Screw		
24	1			922927.0001	•Skylt	•Sign		
25	2			922926.0003	•Skruv	•Screw		
26	1			1752	•Distanshylsa	•Spacer sleeve		



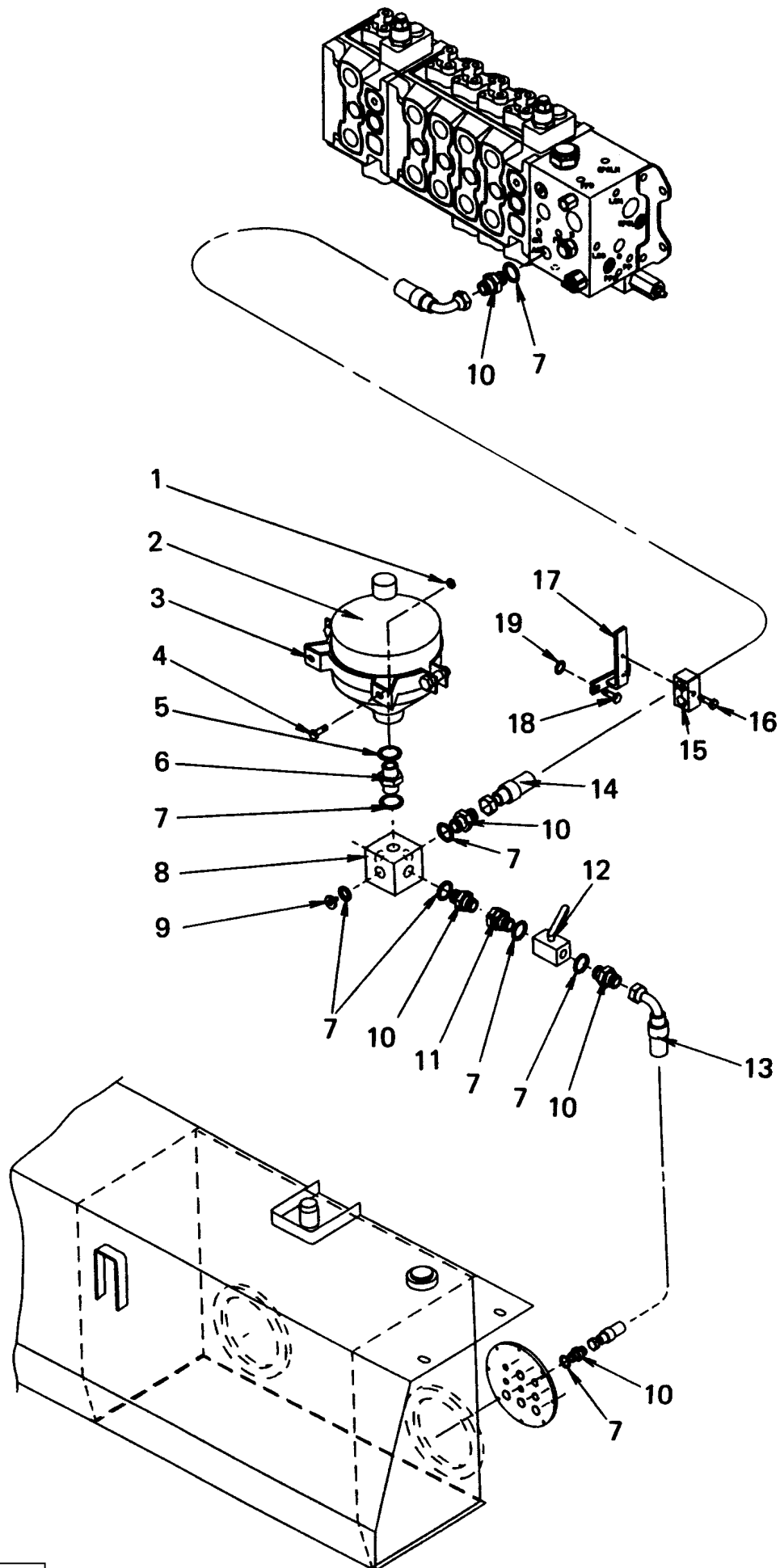
Reservdelar - Spare parts

70

39

1180

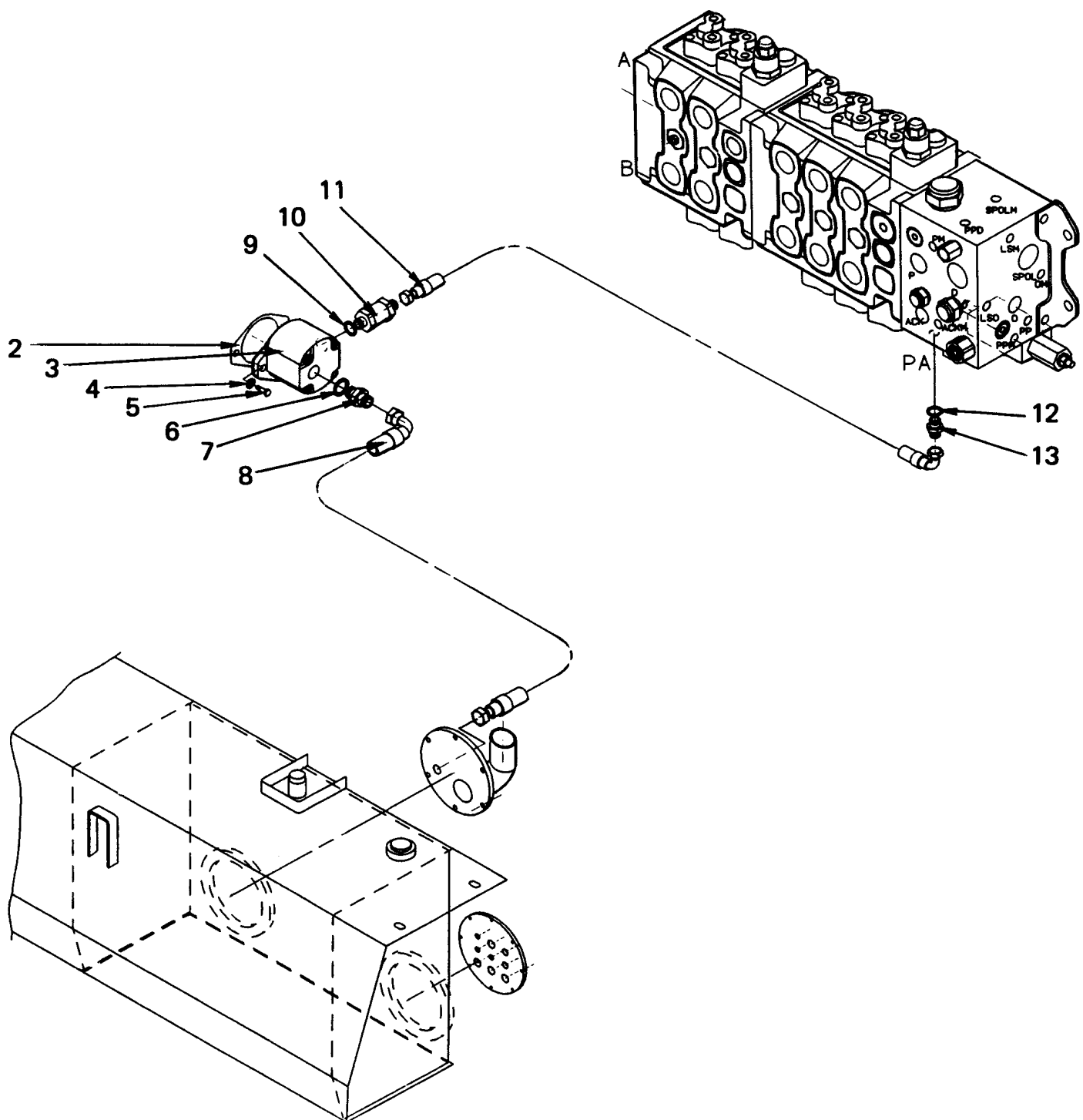
1180	Utgåva Issue		Bild nr Picture No		Ackumulator och slangar Volvo A07842.0100		Accumulator and hoses Volvo A07842.0100		
	Pos. Fig.	Antal/Quantity			Art nr Part No	Benämning	Description	Sats Kit	Anmärkning Notes
0010	0	-			A07842.0100	Hydraulsystem	Hydraulic system		DRAWING NO.
0100	1	2			920076.003	Låsmutter	Lock nut		
0120	2	1			922593.0008	Ackumulator	Accumulator		
0140	3	1			922672.0005	Fäste	Bracket		
0160	4	2			920099.065	Skruv	Screw		
0180	5	1			920002.011	Tredoring	Tredoring		
0200	6	1			921004.0002	Nippel	Nipple		
0220	7	8			5936	Tredoring	Tredoring		
0240	8	1			A04088.0100	Kopplingsplint	Terminal block		
0260	9	1			920999.0001	Plugg	Plug		
0280	10	5			3474	Nippel	Nipple		
0300	11	1			920834.0001	Koppling	Fitting		
0320	12	1			921780.0008	Kulventil	Ball valve		
0340	13	1			306902.1200	Hydraulslang	Hydraulic hose		
0360	14	1			306902.1500	Hydraulslang	Hydraulic hose		
0380	15	2			352670.0500	Överfall	Cap		
0400	16	1			3076	Skruv	Screw		
0420	17	1			455886.0300	Fäste	Bracket		
0440	18	2			920803.0078	Skruv	Screw		
9910	0	-			A07842.0100	Hydraulsystem	Hydraulic system		DRAWING NO.



Reservdelar - Spare parts
70
41

1190

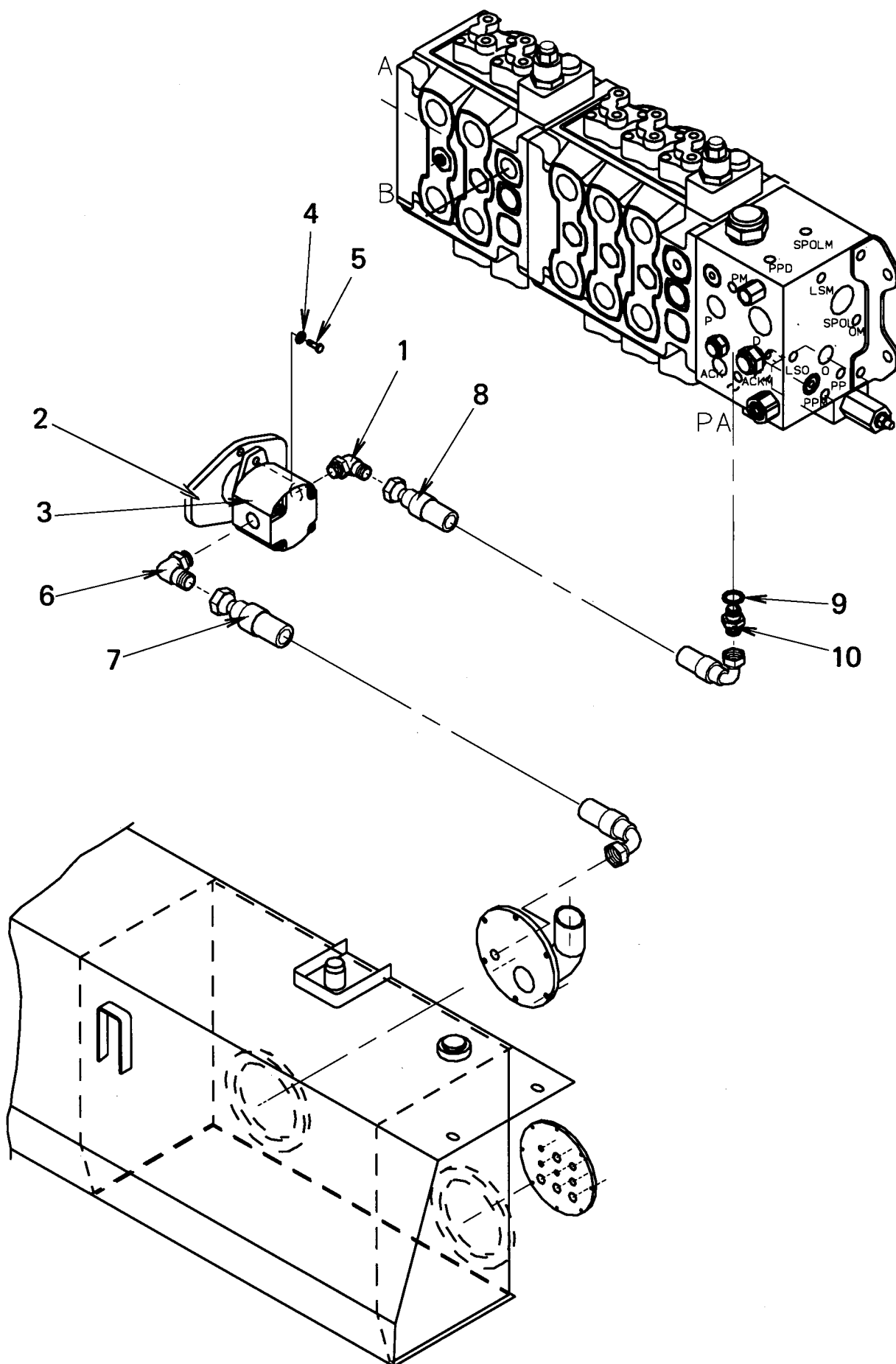
Utgåva Issue		Bild nr Picture No		Ackumulator och slangar Perkins A07842.0200		Accumulator and hoses Perkins A07842.0200		
Pos. Fig.	Antal/Quantity			Art nr Part No	Benämning	Description	Sats Kit	Anmärkning Notes
0	-			A07842.0200	Hydraulsystem	Hydraulic system		DRAWING NO.
1	2			920076.003	Låsmutter	Lock nut		
2	1			922593.0008	Ackumulator	Accumulator		
3	1			922672.0005	Fäste	Bracket		
4	2			920099.065	Skruv	Screw		
5	1			920002.011	Tredoring	Tredoring		
6	1			921004.0002	Nippel	Nipple		
7	8			5936	Tredoring	Tredoring		
8	1			A04088.0100	Kopplingsplint	Terminal block		
9	1			920999.0001	Plugg	Plug		
10	5			3474	Nippel	Nipple		
11	1			920834.0001	Koppling	Fitting		
12	1			921780.0008	Kulventil	Ball valve		
13	1			306902.1200	Hydraulslang	Hydraulic hose		
14	1			306902.3800	Hydraulslang	Hydraulic hose		
15	2			352670.0500	Överfall	Cap		
16	1			3076	Skruv	Screw		
17	1			455886.0400	Fäste	Bracket		
18	2			920803.0082	Skruv	Screw		
19	2			921401.0002	Fjäderbricka	Spring washer		



Reservdelar - Spare parts
70
43

1195

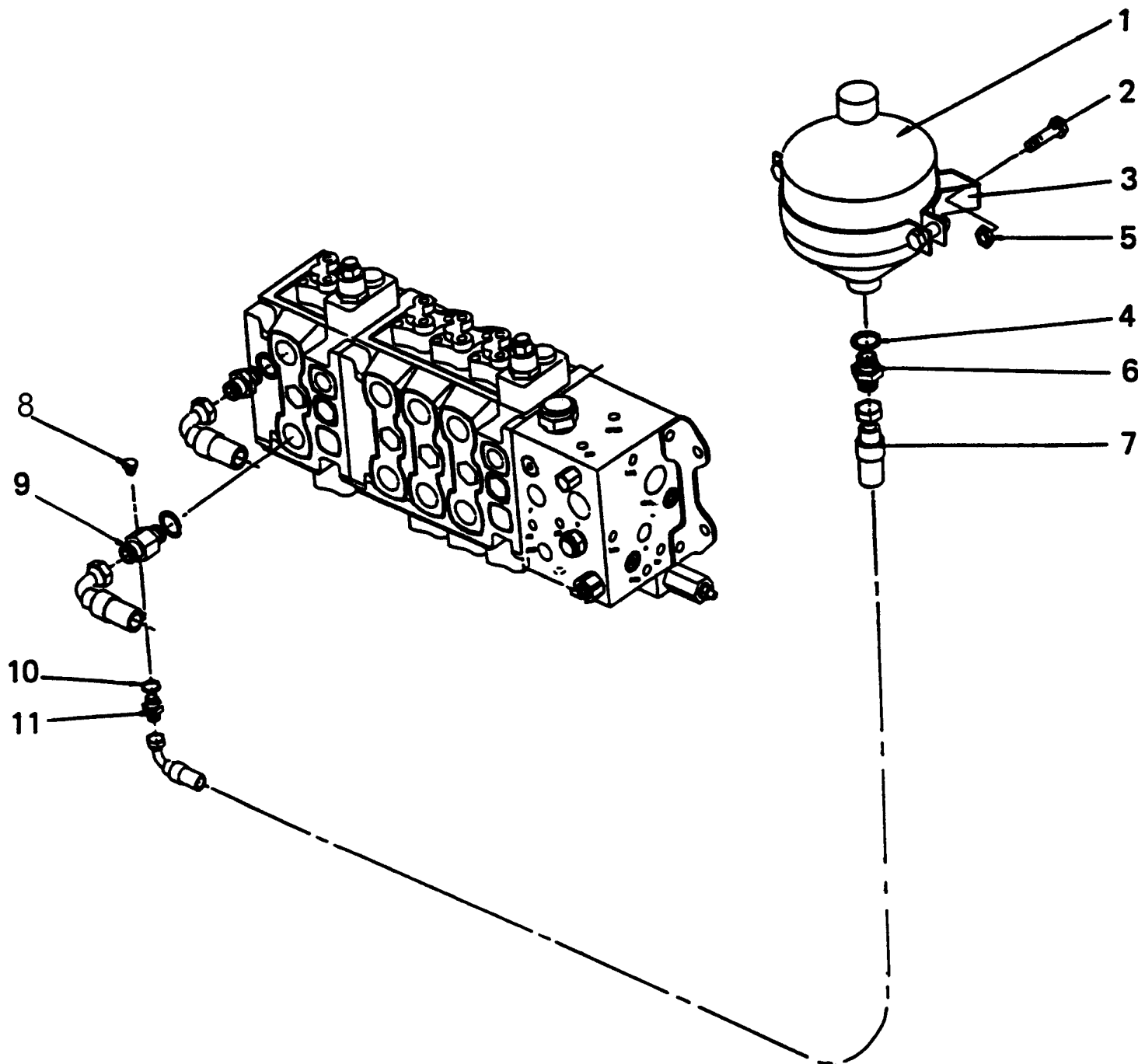
Utgåva Issue		Bild nr Picture No		Ackumulatorladdningspump och slangar A13415.0100 Volvo		Accumulator charging pump and hoses A13415.0100 Volvo		
980615		16977						
Pos. Fig.	Antal/Quantity			Art nr Part No	Benämning	Description	Sats Kit	Anmärkning Notes
0	-			A13415.0100	Hydraulsystem	Hydraulic system		DRAWING NO. NOT USED
1								
2	1			923170.0001	Tätning	Seal		
3	1			923572.0012	Pump	Pump		
4	2			98150	Bricka	Washer		
5	2			2740	Skruv	Screw		
6	1			5936	Tredoring	Tredoring		
7	1			3465	Adapter	Adapter		
8	1			309171.0900	Hydraulslang	Hydraulic hose		
9	1			5936	Tredoring	Tredoring		
10	1			326716.0100	Filter	Filter		
	1			923291.0001	•Sil	•Strainer	S S	
	1			920052.014	•O-ring	•O-ring		
11	1			306865.3400	Hydraulslang	Hydraulic hose		
12	1			5935	Tredoring	Tredoring		
13	1			3472	Adapter	Adapter		



Reservdelar - Spare parts
70
45

1200

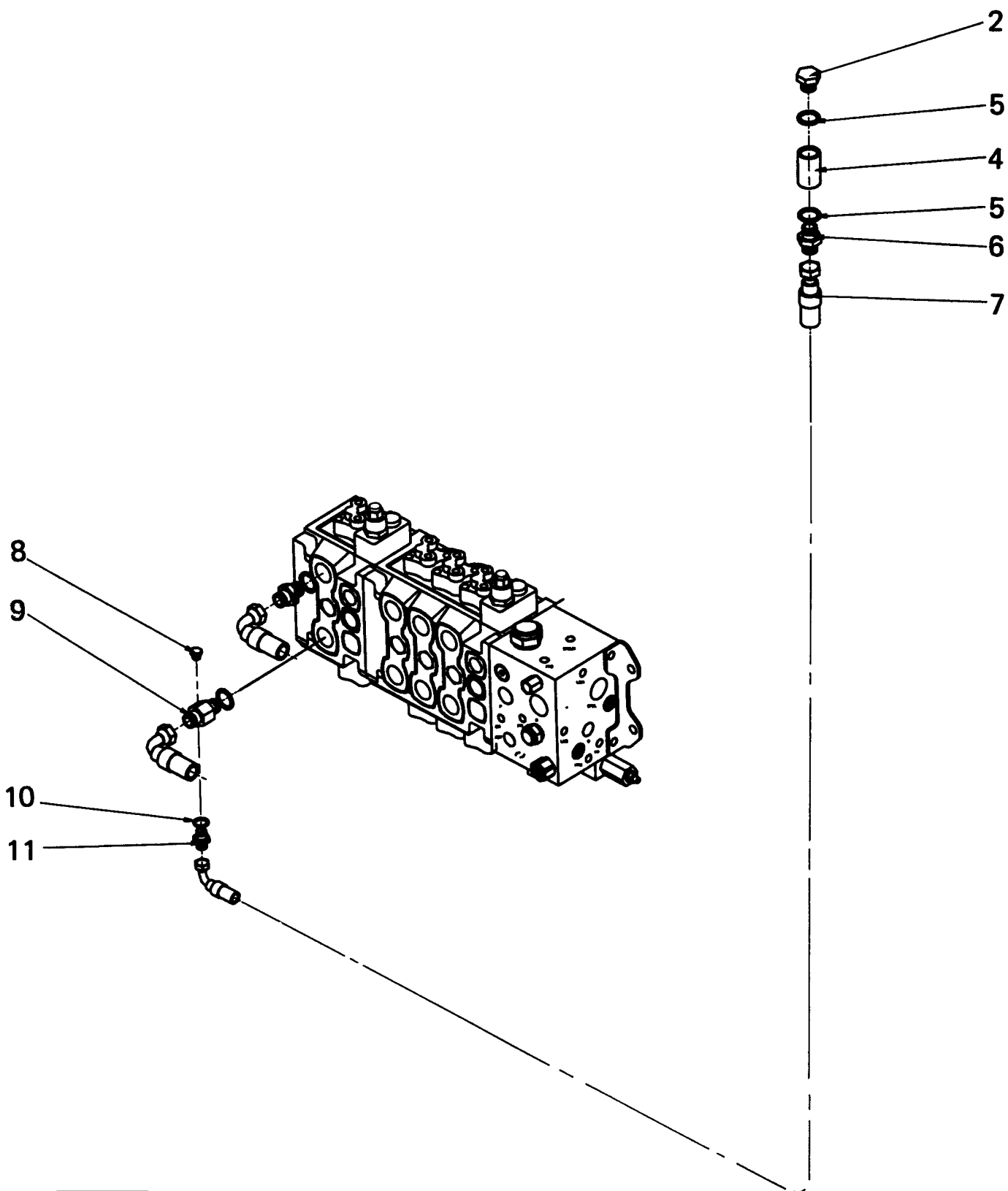
Utgåva Issue		Bild nr Picture No		Ackumulatorladdningspump och slangar A13415.0400 Perkins 1006.6 LPG		Accumulator charging pump and hoses A13415.0400 Perkins 1006.6 LPG		
Pos. Fig.	Antal/Quantity			Art nr Part No	Benämning	Description	Sats Kit	Anmärkning Notes
0	-			A13415.0400	Hydraulsystem	Hydraulic system		DRAWING NO.
1	1			922213.0005	Nippel	Nipple		
2	1			922467.0004	Kraftuttag	Power take off		
	1			923458.0396	•O-ring	•O-ring		
	1			923829.0450	•Packning	•Gasket		
3	1			921593.0006	Hydraulpump	Hydraulic pump		
4	2			98150	Bricka	Washer		
5	2			921899.105	Skruv	Screw		
6	1			922213.0006	Nippel	Nipple		
7	1			923782.0001	Hydraulslang	Hydraulic hose		
8	1			923782.0002	Hydraulslang	Hydraulic hose		
9	1			5935	Tredoring	Tredoring		
10	1			3472	Adapter	Adapter		



Reservdelar - Spare parts
70
47

1202

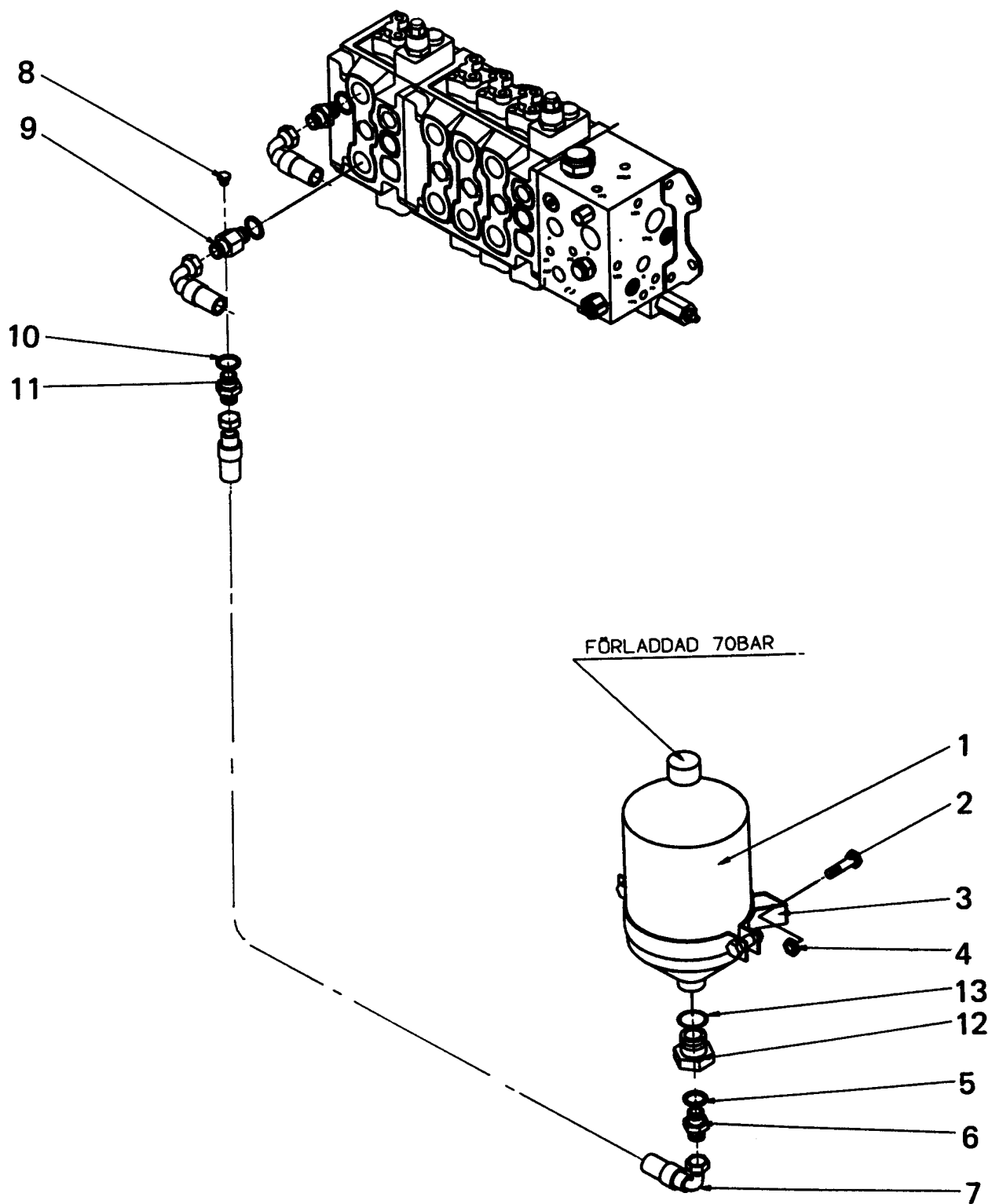
Utgåva Issue		Bild nr Picture No		Montering av ackumulator på lyftcylinder A08790.0100, Volvo		Mounting accumulator on lifting cylinder A08790.0100, Volvo		
Pos. Fig.	Antal/Quantity			Art nr Part No	Benämning	Description	Sats Kit	Anmärkning Notes
0	-			A08790.0100	Hydraulsystem	Hydraulic system		DRAWING NO.
1	1			922593.0008	Ackumulator	Accumulator		
2	2			920099.065	Skruv	Screw		
3	1			922672.0005	Fäste	Bracket		
4	2			920076.003	Låsmutter	Lock nut		
5	1			920002.011	Tredoring	Tredoring		
6	1			921004.0002	Nippel	Nipple		
7	1			306902.1000	Hydraulslang	Hydraulic hose		
8	1			920999.0001	Plugg	Plug		
9	1			408985.1800	Nippel	Nipple		
10	1			5936	Tredoring	Tredoring		
11	1			3474	Nippel	Nipple		



Reservdelar - Spare parts
70
49

1204

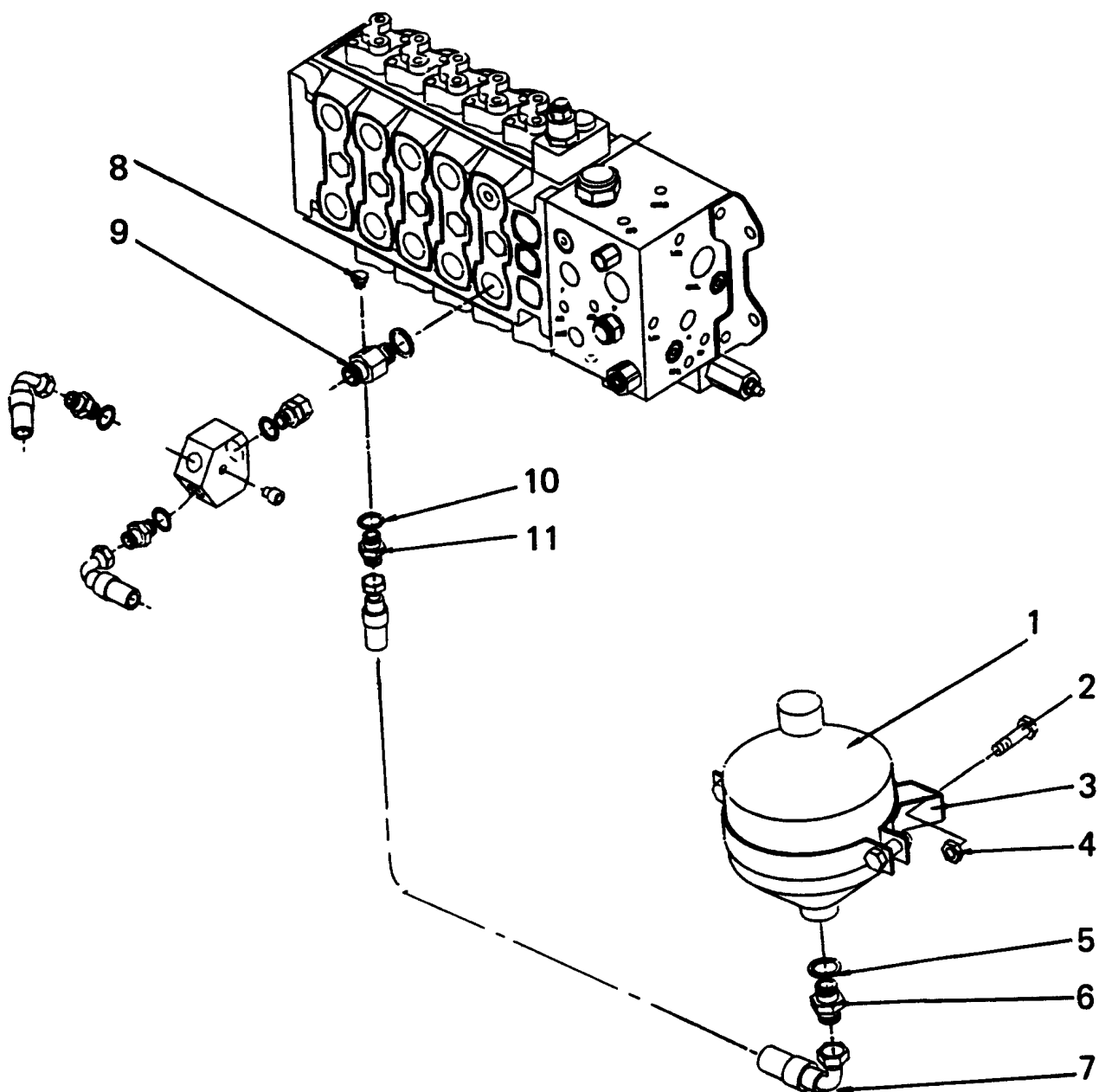
Utgåva Issue		Bild nr Picture No		Montering av ackumulator på lyftcylinder A08790.0300, Volvo		Mounting accumulator on lifting cylinder A08790.0300, Volvo			
Pos. Fig.	Antal/Quantity			Art nr Part No	Benämning	Description		Sats Kit	Anmärkning Notes
0	-			A08790.0300	Hydraulsystem	Hydraulic system			DRAWING NO. NOT USED NOT USED
1									
2	1			920999.0003	Propp	Plug			
3									
4	1			A01248.0100	Muff	Socket			
5	2			5937	Tredoring	Tredoring			
6	1			3465	Adapter	Adapter			
7	1			306902.1000	Hydraulslang	Hydraulic hose			
8	1			920999.0001	Plugg	Plug			
9	1			408985.1800	Nippel	Nipple			
10	1			5936	Tredoring	Tredoring			
11	1			3474	Nippel	Nipple			



Reservdelar - Spare parts
70
51

1206

Utgåva Issue		Bild nr Picture No		Montering av ackumulator på lyftcylinder A08790.0400, Volvo		Mounting accumulator on lifting cylinder A08790.0400, Volvo		
Pos. Fig.	Antal/Quantity			Art nr Part No	Benämning	Description	Sats Kit	Anmärkning Notes
0	-			A08790.0400	Hydraulsystem	Hydraulic system		DRAWING NO.
1	1			922593.0004	Ackumulator	Accumulator		
2	2			920099.065	Skruv	Screw		
3	1			922672.0002	Fäste	Bracket		
4	2			920076.003	Låsmutter	Lock nut		
5	1			920002.009	Tredoring	Tredoring		
6	1			921426.0002	Koppling	Fitting		
7	1			306902.1000	Hydraulslang	Hydraulic hose		
8	1			920999.0001	Plugg	Plug		
9	1			408985.1800	Nippel	Nipple		
10	1			5936	Tredoring	Tredoring		
11	1			3474	Nippel	Nipple		
12	1			920284.005	Nippel	Nipple		
13	1			923237.0002	O-ring	O-ring		



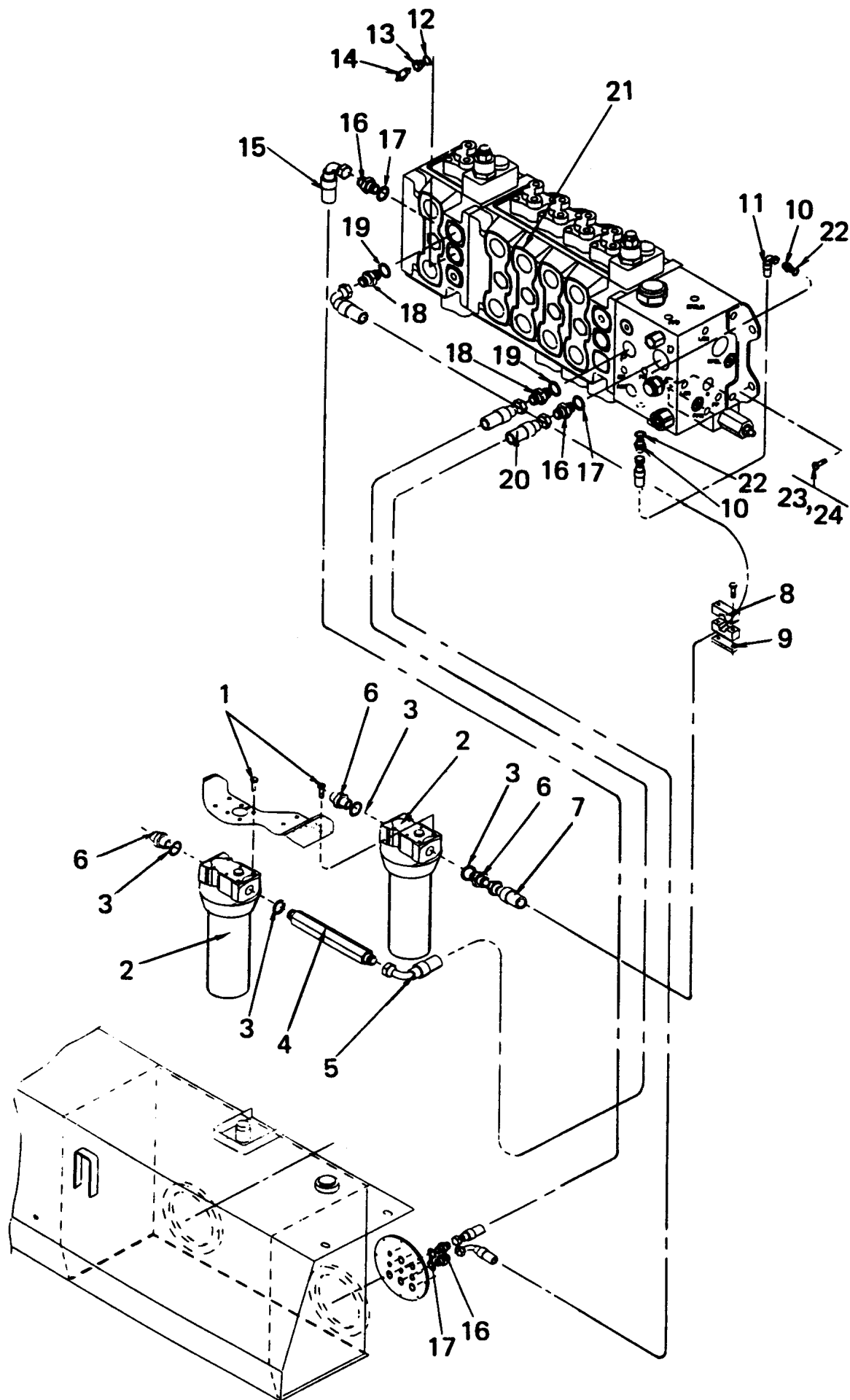
Reservdelar - Spare parts

70

53

1208

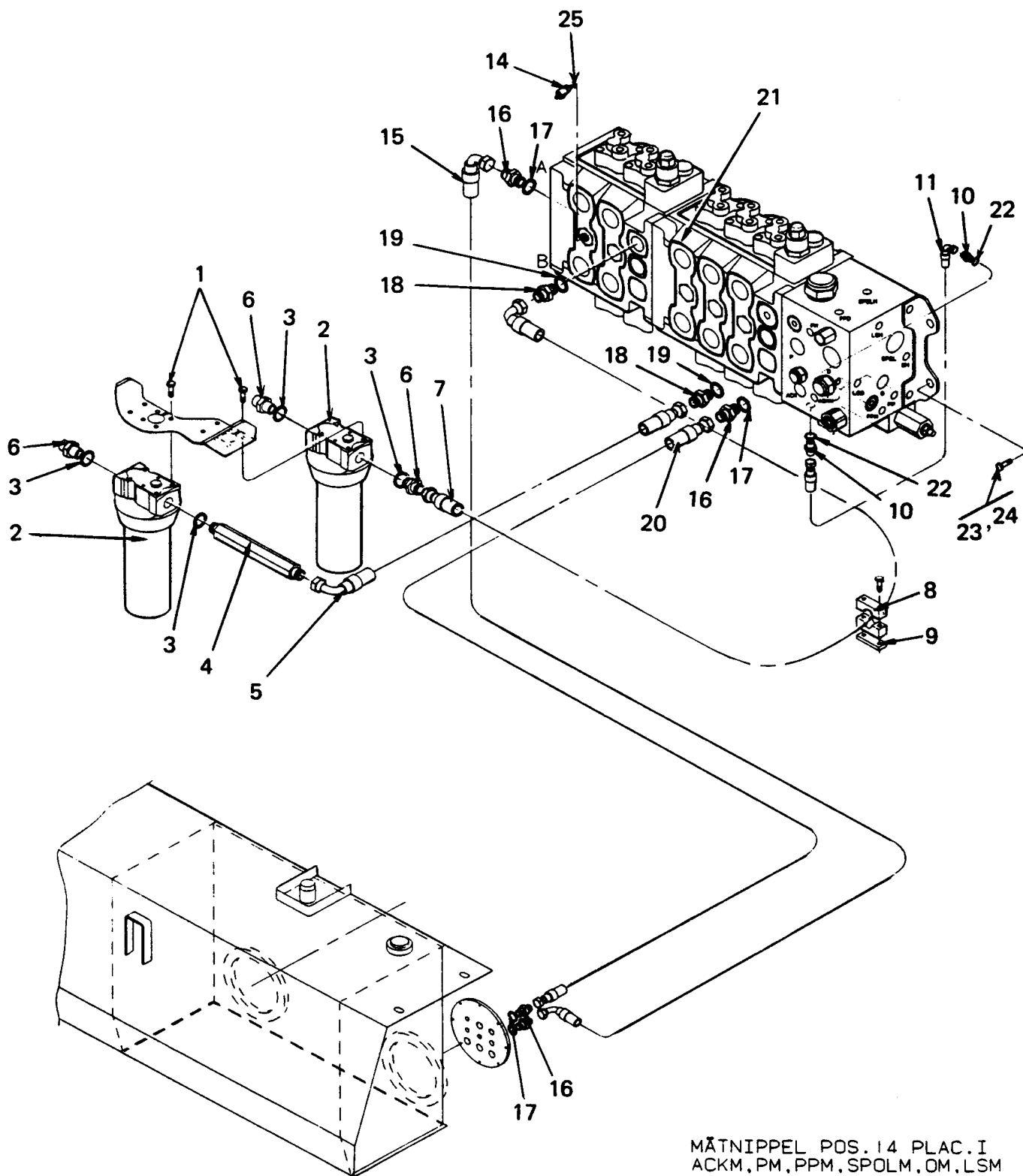
1208	Utgåva Issue		Bild nr Picture No		Montering av ackumulator på lyftcylinder A08790.0200, Perkins		Mounting accumulator on lifting cylinder A08790.0200, Perkins		
	980615		15480						
	Pos. Fig.	Antal/Quantity			Art nr Part No	Benämning	Description	Sats Kit	Anmärkning Notes
0010	0	-			A08790.0200	Hydraulsystem	Hydraulic system		DRAWING NO.
0100	1	1			922593.0008	Ackumulator	Accumulator		
0120	2	2			920099.065	Skruv	Screw		
0140	3	1			922672.0005	Fäste	Bracket		
0160	4	2			920076.003	Låsmutter	Lock nut		
0180	5	1			920002.011	Tredoring	Tredoring		
0200	6	1			921004.0002	Nippel	Nipple		
0220	7	1			306902.1200	Hydraulslang	Hydraulic hose		
0240	8	1			920999.0001	Plugg	Plug		
0260	9	1			408985.0300	Nippel	Nipple		
0280	10	1			5936	Tredoring	Tredoring		
0300	11	1			3474	Nippel	Nipple		



Reservdelar - Spare parts

1210

Utgåva Issue		Bild nr Picture No		Huvudventil, högtrycks- filter för hydraulservo 4 och 5 sektioner, Volvo		Main valve, high pressure filter for hydraul. servo 4 and 5 sections, Volvo		
Pos. Fig.	Antal/Quantity			Art nr Part No	Benämning	Description	Sats Kit	Anmärkning Notes
	4- SEK	5- SEK						
0	-	-		A07989.0100	Hydraulsystem	Hydraulic system		4-SECTIONS,DRAWING NO 5-SECTIONS,DRAWING NO
				A07989.0200	Hydraulsystem	Hydraulic system		
1	12	12		920042.005	Skruv	Screw		SEE GR 70, PAGE 91
2	2	2		920523.0007	Högtrycksfilter	High pressure filter		
3	4	4		5939	Tredoring	Tredoring		
4	1	1		408985.1600	Nippel	Nipple		
5	1	1		306871.2100	Hydraulslang	Hydraulic hose		
6	3	3		3468	Adapter	Adapter		
7	1	1		306871.0200	Hydraulslang	Hydraulic hose		
8	1	1		920139.005	Klammer	Clamp		
9	1	1		456340.0300	Fästplatta	Mounting plate		
10	2	2		3471	Adapter	Adapter		
11	1	1		350235.092	Hydraulslang	Hydraulic hose		
12	1	1		920002.011	Tredoring	Tredoring		
13	1	1		920284.001	Reducering	Reducing		
14	7	7		920794.0001	Manometertestplugg	Manometer test plug		
15	1	1		324058.1400	Hydraulslang	Hydraulic hose		
16	4	4		94111	Nippel	Nipple		
17	4	4		5938	Tredoring	Tredoring		
18	2	2		3467	Adapter	Adapter		
19	2	2		5937	Tredoring	Tredoring		
20	1	1		324058.1500	Hydraulslang	Hydraulic hose		
21	1			923579.0003	Huvudventil	Main valve		SEE GR 70, PAGE 133 SEE GR 70, PAGE 141
		1		923579.0010	Huvudventil	Main valve		
22	2	2		5933	Tredoring	Tredoring		
23	4	4		920042.005	Skruv	Screw		
24	4	4		98150	Bricka	Washer		



MÄTNIPPEL POS.14 PLAC.I
ACKM,PM,PPM,SPOLM,OM,LSM

Reservdelar - Spare parts

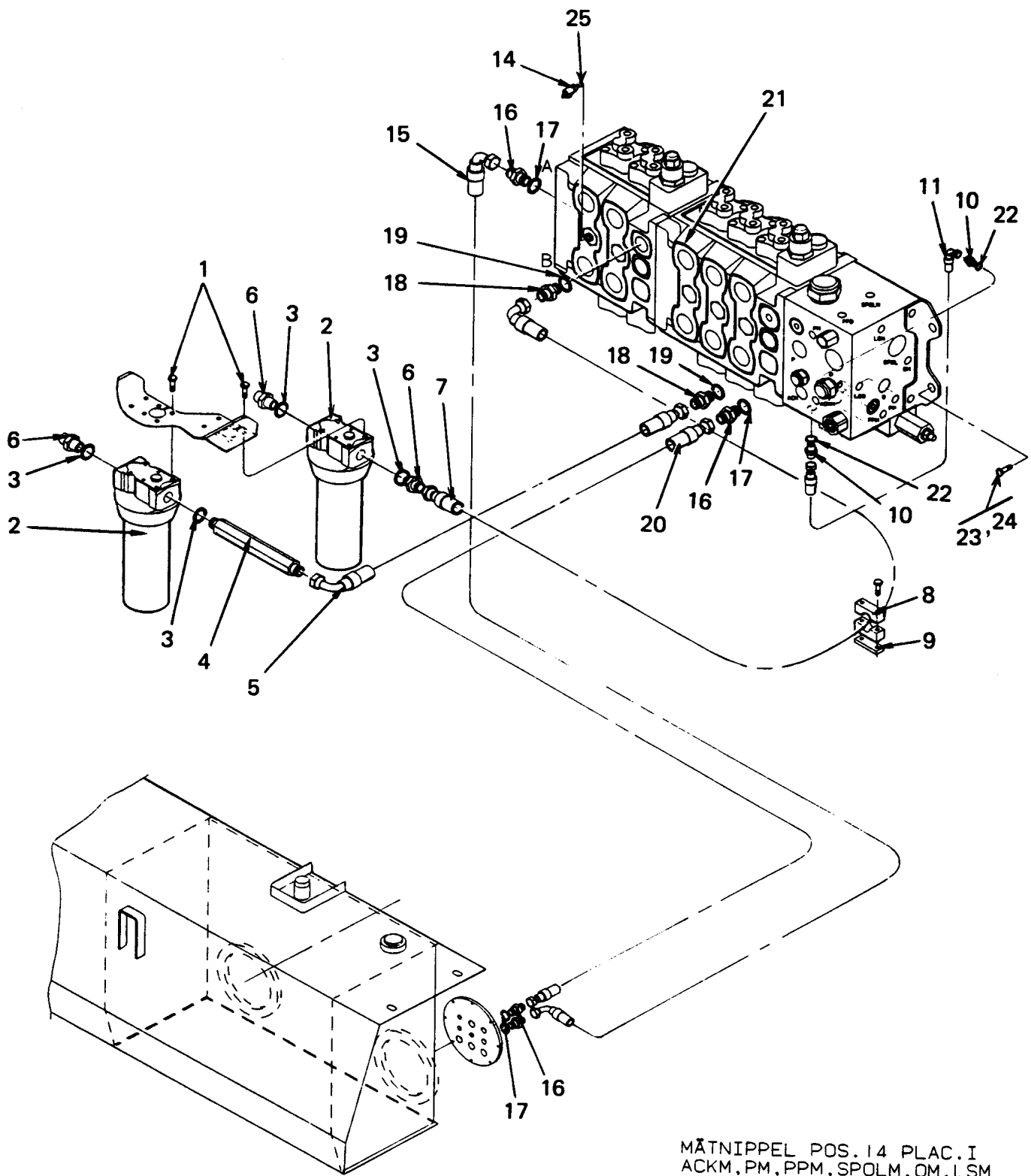
70

57

1215

1215	Utgåva Issue		Bild nr Picture No		Huvudventil, högtrycks- filter för hydraulservo 4 och 5 sektioner, Volvo		Main valve, high pressure filter for hydraul. servo 4 and 5 sections, Volvo		
	Pos. Fig.	Antal/Quantity			Art nr Part No	Benämning	Description	Sats Kit	Anmärkning Notes
		4- SEK	5- SEK						
0010	0	-			A07989.0600	Hydraulsystem	Hydraulic system		4-SECTIONS,DRAWING NO 5-SECTIONS,DRAWING NO SEE GR 70, PAGE 91
0020			-		A07989.0700	Hydraulsystem	Hydraulic system		
0080	1	8	8		920042.005	Skruv	Screw		
0100	2	2	2		920523.0007	Högtrycksfilter	High pressure filter		
0120	3	4	4		5939	Tredoring	Tredoring		
0140	4	1	1		408985.1600	Nippel	Nipple		
0160	5	1	1		306871.2100	Hydraulslang	Hydraulic hose		
0180	6	3	3		3468	Adapter	Adapter		
0200	7	1	1		306871.0200	Hydraulslang	Hydraulic hose		
0220	8	1	1		920139.005	Klammer	Clamp		
0240	9	1	1		456340.0300	Fästplatta	Mounting plate		
0260	10	2	2		3471	Adapter	Adapter		
0280	11	1	1		350235.092	Hydraulslang	Hydraulic hose		
0300	12								
0320	13								
0340	14	7	7		920794.0002	Mätnippel	Test nipple		
0360	15	1	1		324058.1400	Hydraulslang	Hydraulic hose		
0380	16	4	4		94111	Nippel	Nipple		
0400	17	4	4		5938	Tredoring	Tredoring		
0420	18	2	2		3467	Adapter	Adapter		
0440	19	2	2		5937	Tredoring	Tredoring		
0460	20	1	1		324058.1500	Hydraulslang	Hydraulic hose		
0480	21	1			923579.0016	Huvudventil	Main valve		
0500			1		923579.0014	Huvudventil	Main valve		
0520	22	2	2		5933	Tredoring	Tredoring		
0540	23	4	4		920042.005	Skruv	Screw		
0560	24	4	4		98150	Bricka	Washer		
0580	25	7	7		5933	Tredoring	Tredoring		
									SEE GR 70, PAGE 127 SEE GR 70, PAGE 135

SEE GR 70, PAGE 127
SEE GR 70, PAGE 135



MÄTNIPPEL POS. 14 PLAC. I
ACKM, PM, PPM, SPOLM, OM, LSM

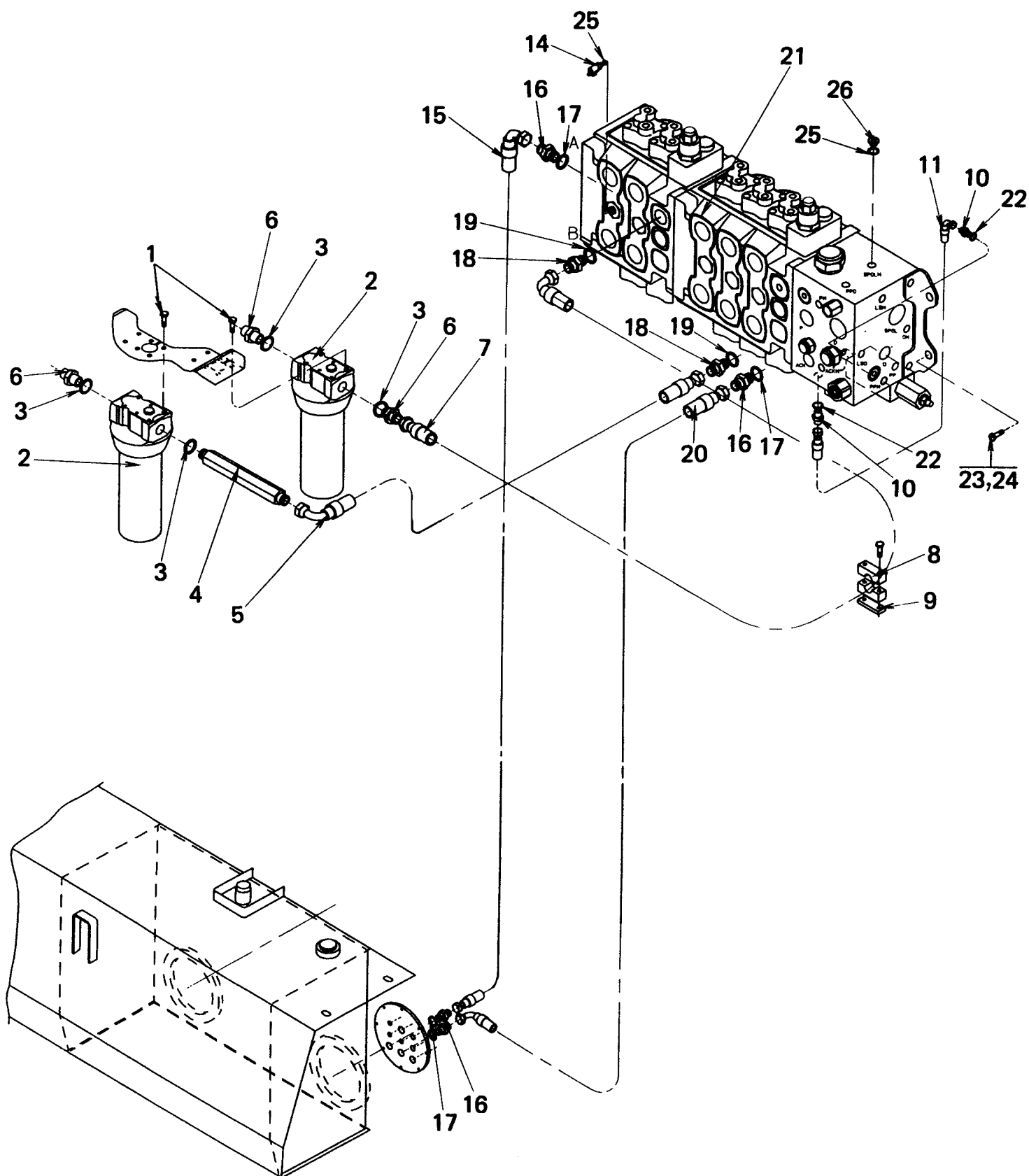
Reservdelar - Spare parts

70

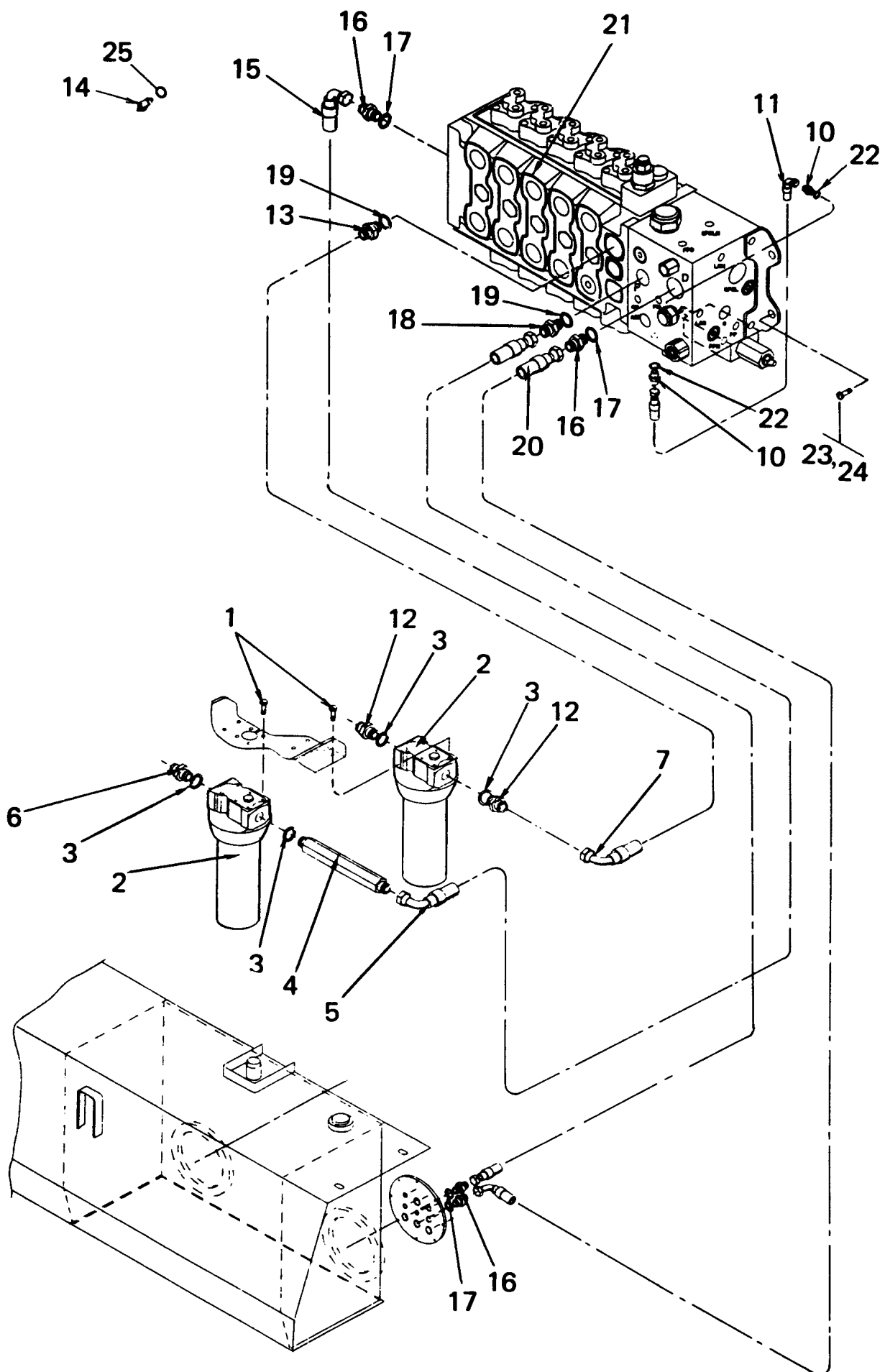
59

1218

1218	Utgåva Issue 980615	Bild nr Picture No 21760	Huvudventil, högtrycks- filter för hydraulservo 4 och 5 sektioner, Volvo			Main valve, high pressure filter for hydraul. servo 4 and 5 sections, Volvo			
	Pos. Fig.	Antal/Quantity			Art nr Part No	Benämning	Description	Sats Kit	Anmärkning Notes
		4- SEK	5- SEK						
0010	0	-			A13441.0100	Hydraulsystem	Hydraulic system		4-SECTIONS,DRAWING NO 5-SECTIONS,DRAWING NO
0020			-		A13441.0200	Hydraulsystem	Hydraulic system		
0080	1	8	8		920042.005	Skruv	Screw		SEE GR 70, PAGE 91
0100	2	2	2		920523.0007	Högtrycksfilter	High pressure filter		
0120	3	4	4		5939	Tredoring	Tredoring		
0140	4	1	1		408985.1600	Nippel	Nipple		
0160	5	1	1		306871.2100	Hydraulslang	Hydraulic hose		
0180	6	3	3		3468	Adapter	Adapter		
0200	7	1	1		306871.0200	Hydraulslang	Hydraulic hose		
0220	8	1	1		920139.005	Klammer	Clamp		
0240	9	1	1		456340.0300	Fästplatta	Mounting plate		
0260	10	2	2		3471	Adapter	Adapter		
0280	11	1	1		350235.092	Hydraulslang	Hydraulic hose		NOT USED NOT USED
0300	12								
0320	13								
0340	14	7	7		920794.0002	Mätnippel	Test nipple		
0360	15	1	1		324058.1400	Hydraulslang	Hydraulic hose		
0380	16	4	4		94111	Nippel	Nipple		
0400	17	4	4		5938	Tredoring	Tredoring		
0420	18	2	2		3467	Adapter	Adapter		
0440	19	2	2		5937	Tredoring	Tredoring		
0460	20	1	1		324058.1500	Hydraulslang	Hydraulic hose		
0480	21	1			923579.0026	Huvudventil	Main valve		SEE GR 70, PAGE 129 SEE GR 70, PAGE 137
0500			1		923579.0027	Huvudventil	Main valve		
0520	22	2	2		5933	Tredoring	Tredoring		
0540	23	4	4		920042.005	Skruv	Screw		
0560	24	4	4		98150	Bricka	Washer		
0580	25	7	7		5933	Tredoring	Tredoring		



1219	Utgåva Issue 980615	Bild nr Picture No 20851	Huvudventil, högtrycks- filter för hydraulservo 4 och 5 sektioner, Volvo			Main valve, high pressure filter for hydraul. servo 4 and 5 sections, Volvo				
	Pos. Fig.	Antal/Quantity			Art nr Part No	Benämning	Description	Sats Kit	Anmärkning Notes	
		4- SEK	5- SEK							
0010	0	-			A17748.0100	Hydraulsystem	Hydraulic system		4-SECTIONS,DRAWING NO 5-SECTIONS,DRAWING NO SEE GR 70, PAGE 91	
0020			-		A17748.0200	Hydraulsystem	Hydraulic system			
0080	1	8	8		920042.005	Skruv	Screw			
0100	2	2	2		920523.0007	Högtrycksfilter	High pressure filter			
0120	3	4	4		5939	Tredoring	Tredoring			
0140	4	1	1		408985.1600	Nippel	Nipple			
0160	5	1	1		306871.2100	Hydraulslang	Hydraulic hose			
0180	6	3	3		3468	Adapter	Adapter			
0200	7	1	1		306871.0200	Hydraulslang	Hydraulic hose			
0220	8	1	1		920139.005	Klammer	Clamp			
0240	9	1	1		456340.0300	Fästplatta	Mounting plate			
0260	10	2	2		3471	Adapter	Adapter			
0280	11	1	1		350235.092	Hydraulslang	Hydraulic hose			
0300	12									NOT USED NOT USED SEE GR 70, PAGE 131 SEE GR 70, PAGE 139
0320	13									
0340	14	6	6		920794.0002	Mätnippel	Test nipple			
0360	15	1	1		324058.1400	Hydraulslang	Hydraulic hose			
0380	16	4	4		94111	Nippel	Nipple			
0400	17	4	4		5938	Tredoring	Tredoring			
0420	18	2	2		3467	Adapter	Adapter			
0440	19	2	2		5937	Tredoring	Tredoring			
0460	20	1	1		324058.1500	Hydraulslang	Hydraulic hose			
0480	21	1			923579.0048	Huvudventil	Main valve			
0500			1		923579.0049	Huvudventil	Main valve			
0520	22	2	2		5933	Tredoring	Tredoring			
0540	23	4	4		920042.005	Skruv	Screw			
0560	24	4	4		98150	Bricka	Washer			
0580	25	7	7		5933	Tredoring	Tredoring			
0600	26	1	1		920999.0013	Propp	Plug			



Reservdelar - Spare parts

70

63

1220

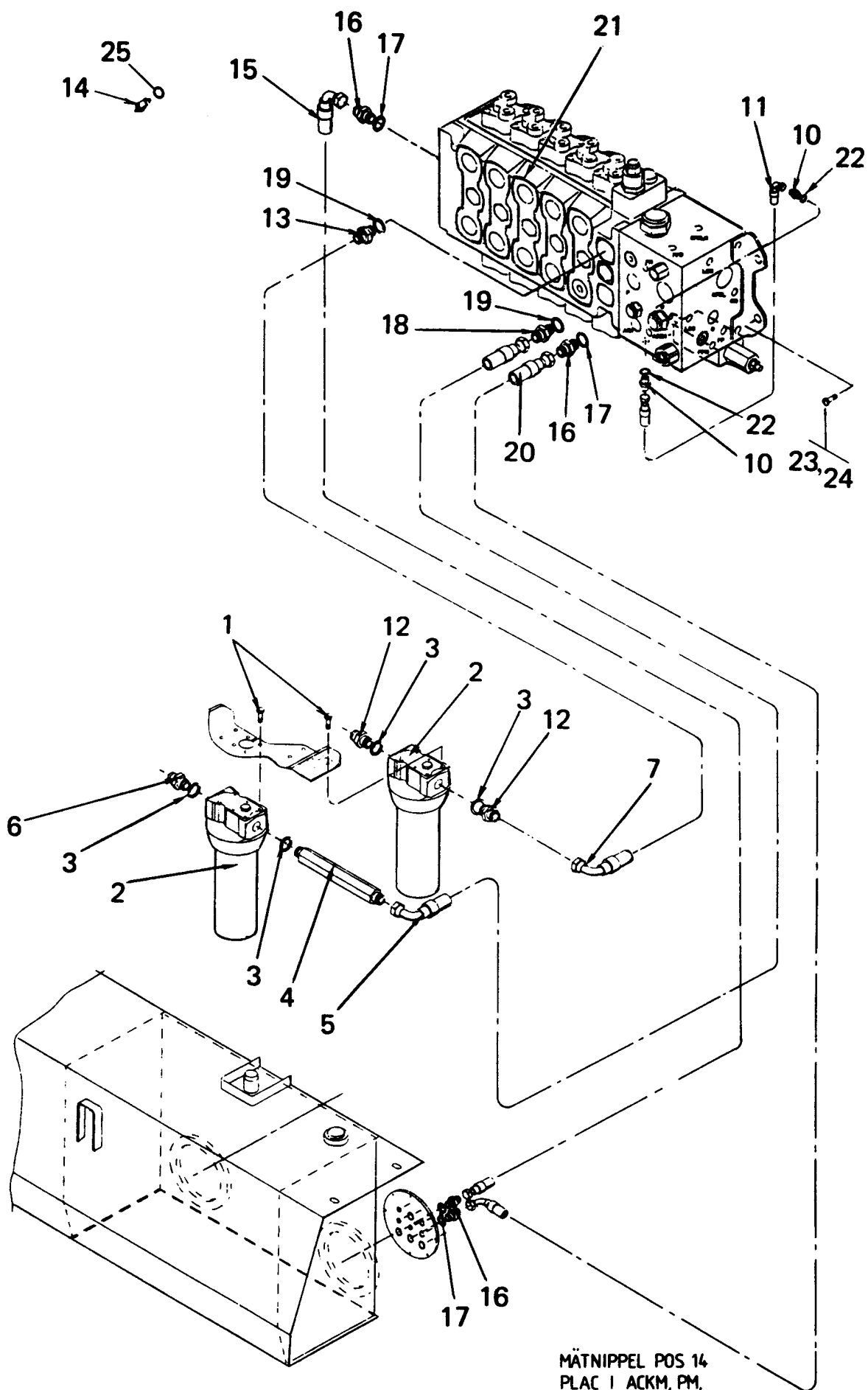
1220	Utgåva Issue		Bild nr Picture No		Huvudventil, högtrycks- filter för hydraulservo 4 och 5 sekt. Perkins		Main valve, high pressure filter for hydraul. servo 4 and 5 sections,Perkins		
	Pos. Fig.	Antal/Quantity			Art nr Part No	Benämning	Description	Sats Kit	Anmärkning Notes
		4- SEK	5- SEK						
0010	0	-			A08056.0100	Hydraulsystem	Hydraulic system		4-SECTIONS,DRAWING NO 5-SECTIONS,DRAWING NO
0020			-		A08056.0200	Hydraulsystem	Hydraulic system		
0080	1	12	12		920042.005	Skruv	Screw		SEE GR 70, PAGE 91
0100	2	2	2		920523.0007	Högtrycksfilter	High pressure filter		
0120	3	4	4		5939	Tredoring	Tredoring		
0140	4	1	1		408985.1600	Nippel	Nipple		
0160	5	1	1		306871.2100	Hydraulslang	Hydraulic hose		
0180	6	1	1		3468	Adapter	Adapter		
0200	7	1	1		309171.1200	Hydraulslang	Hydraulic hose		NOT USED NOT USED
0220	8								
0240	9								
0260	10	2	2		3471	Adapter	Adapter		
0280	11	1	1		350235.092	Hydraulslang	Hydraulic hose		
0300	12	2	2		920985.0003	Adapter	Adapter		
0320	13	1	1		3473	Adapter	Adapter		
0340	14	6	6		920794.0002	Manometertestplugg	Manometer test plug		
0360	15	1	1		324058.1400	Hydraulslang	Hydraulic hose		
0380	16	4	4		94111	Nippel	Nipple		
0400	17	4	4		5938	Tredoring	Tredoring		
0420	18	1	1		3467	Adapter	Adapter		
0440	19	2	2		5937	Tredoring	Tredoring		
0460	20	1	1		324058.1500	Hydraulslang	Hydraulic hose		
0480	21	1			923579.0004	Huvudventil	Main valve		SEE GR 70, PAGE 143 SEE GR 70, PAGE 151
0500			1		923579.0008	Huvudventil	Main valve		
0520	22	2	2		5933	Tredoring	Tredoring		
0540	23	4	4		920042.005	Skruv	Screw		
0560	24	4	4		98150	Bricka	Washer		
0580	25	6	6		5933	Tredoring	Tredoring		

4-SECTIONS,DRAWING NO
5-SECTIONS,DRAWING NO

SEE GR 70, PAGE 91

NOT USED
NOT USED

SEE GR 70, PAGE 143
SEE GR 70, PAGE 151



MÄTNIPPEL POS 14
PLAC I ACKM, PM,
SPOLM, OM, LSM

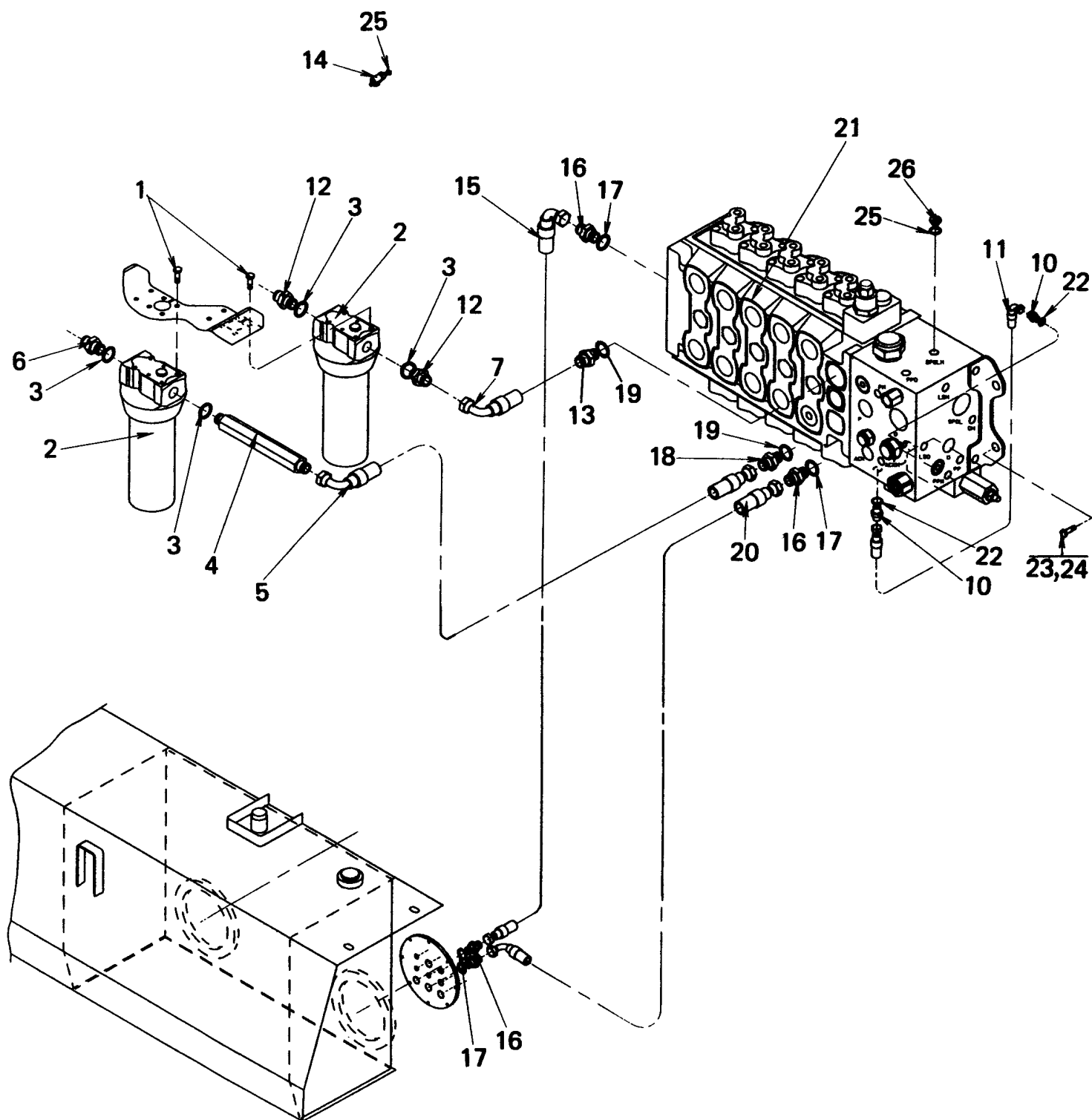
Reservdelar - Spare parts

70

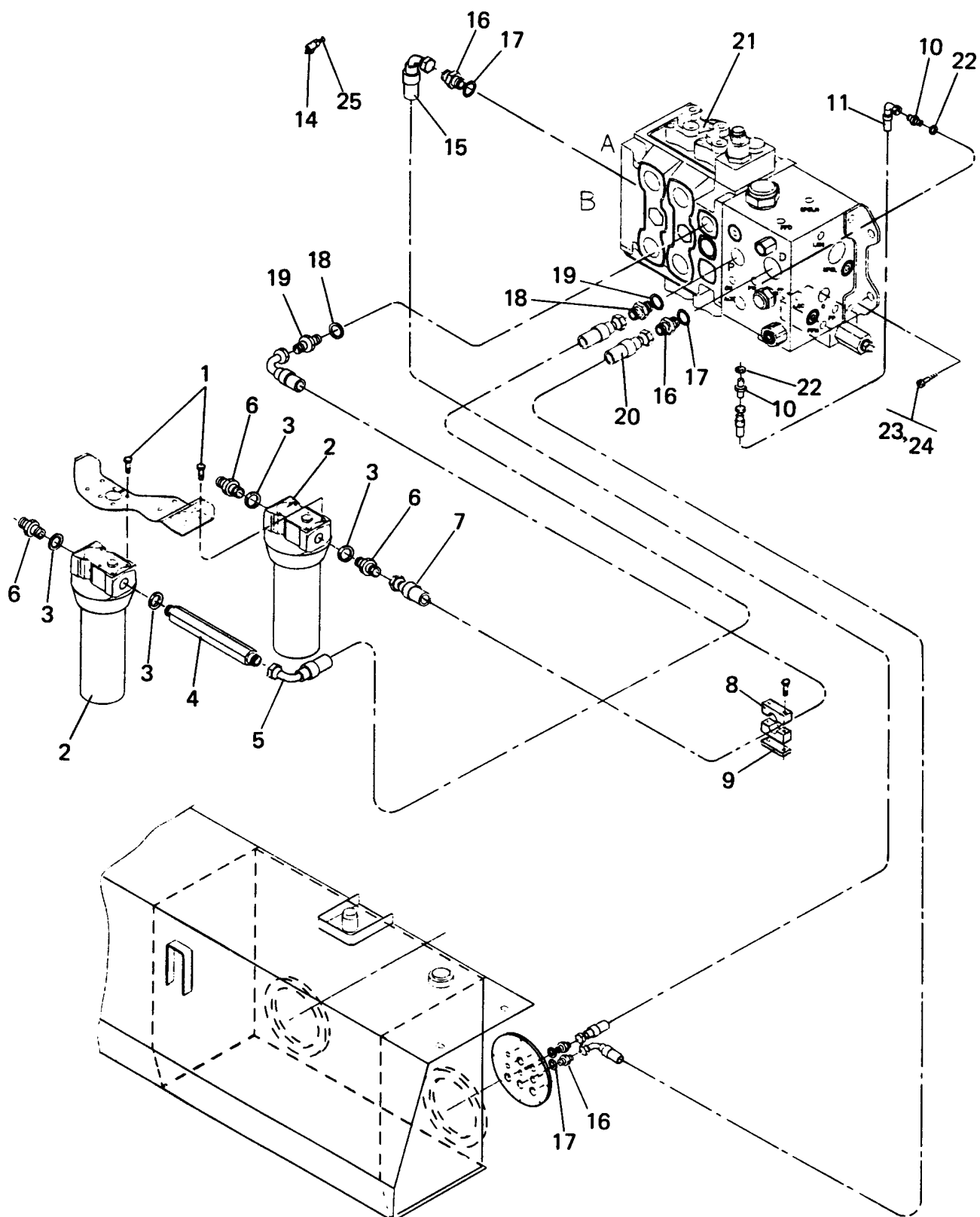
65

1222

1222	Utgåva Issue		Bild nr Picture No		Huvudventil, högtrycks- filter för hydraulservo 4 och 5 sekt. Perkins		Main valve, high pressure filter for hydraul. servo 4 and 5 sections,Perkins		
	980615	21762							
	Pos. Fig.	Antal/Quantity			Art nr Part No	Benämning	Description	Sats Kit	Anmärkning Notes
		4- SEK	5- SEK						
0010	0	-			A08056.0600	Hydraulsystem	Hydraulic system		4-SECTIONS,DRAWING NO 5-SECTIONS,DRAWING NO
0020			-		A08056.0700	Hydraulsystem	Hydraulic system		
0080	1	12	12		920042.005	Skruv	Screw		SEE GR 70, PAGE 91
0100	2	2	2		920523.0007	Högtrycksfilter	High pressure filter		
0120	3	4	4		5939	Tredoring	Tredoring		NOT USED NOT USED
0140	4	1	1		408985.1600	Nippel	Nipple		
0160	5	1	1		306871.2100	Hydraulslang	Hydraulic hose		SEE GR 70, PAGE 145 SEE GR 70, PAGE 153
0180	6	1	1		3468	Adapter	Adapter		
0200	7	1	1		309171.7500	Hydraulslang	Hydraulic hose		SEE GR 70, PAGE 145 SEE GR 70, PAGE 153
0220	8								
0240	9								SEE GR 70, PAGE 145 SEE GR 70, PAGE 153
0260	10	2	2		3471	Adapter	Adapter		
0280	11	1	1		350235.092	Hydraulslang	Hydraulic hose		SEE GR 70, PAGE 145 SEE GR 70, PAGE 153
0300	12	2	2		920985.0003	Adapter	Adapter		
0320	13	1	1		3473	Adapter	Adapter		SEE GR 70, PAGE 145 SEE GR 70, PAGE 153
0340	14	6	6		920794.0002	Manometertestplugg	Manometer test plug		
0360	15	1	1		324058.1400	Hydraulslang	Hydraulic hose		SEE GR 70, PAGE 145 SEE GR 70, PAGE 153
0380	16	4	4		94111	Nippel	Nipple		
0400	17	4	4		5938	Tredoring	Tredoring		SEE GR 70, PAGE 145 SEE GR 70, PAGE 153
0420	18	1	1		3467	Adapter	Adapter		
0440	19	2	2		5937	Tredoring	Tredoring		SEE GR 70, PAGE 145 SEE GR 70, PAGE 153
0460	20	1	1		324058.1500	Hydraulslang	Hydraulic hose		
0480	21	1			923579.0030	Huvudventil	Main valve		SEE GR 70, PAGE 145 SEE GR 70, PAGE 153
0500			1		923579.0031	Huvudventil	Main valve		
0520	22	2	2		5933	Tredoring	Tredoring		SEE GR 70, PAGE 145 SEE GR 70, PAGE 153
0540	23	4	4		920042.005	Skruv	Screw		
0560	24	4	4		98150	Bricka	Washer		SEE GR 70, PAGE 145 SEE GR 70, PAGE 153
0580	25	6	6		5933	Tredoring	Tredoring		



1223	Utgåva	Bild nr	Huvudventil, högtrycks-		Main valve, high pressure			
	Issue	Picture No	filter för hydraulservo		filter for hydraul. servo			
	980615	20852	4 och 5 sekt. Perkins		4 and 5 sections,Perkins			
Pos. Fig.	Antal/Quantity			Art nr Part No	Benämning	Description	Sats Kit	Anmärkning Notes
	4- SEK	5- SEK						
0010	0	-		A17749.0100	Hydraulsystem	Hydraulic system		4-SECTIONS,DRAWING NO 5-SECTIONS,DRAWING NO
0020			-	A17749.0200	Hydraulsystem	Hydraulic system		
0080	1	12	12	920042.005	Skruv	Screw		SEE GR 70, PAGE 91
0100	2	2	2	920523.0007	Högtrycksfilter	High pressure filter		
0120	3	4	4	5939	Tredoring	Tredoring		
0140	4	1	1	408985.1600	Nippel	Nipple		
0160	5	1	1	306871.2100	Hydraulslang	Hydraulic hose		
0180	6	1	1	3468	Adapter	Adapter		
0200	7	1	1	309171.7500	Hydraulslang	Hydraulic hose		
0220	8							NOT USED NOT USED
0240	9							
0260	10	2	2	3471	Adapter	Adapter		
0280	11	1	1	350235.092	Hydraulslang	Hydraulic hose		
0300	12	2	2	920985.0003	Adapter	Adapter		
0320	13	1	1	3473	Adapter	Adapter		
0340	14	5	5	920794.0002	Manometertestplugg	Manometer test plug		
0360	15	1	1	324058.1400	Hydraulslang	Hydraulic hose		
0380	16	4	4	94111	Nippel	Nipple		
0400	17	4	4	5938	Tredoring	Tredoring		
0420	18	1	1	3467	Adapter	Adapter		
0440	19	2	2	5937	Tredoring	Tredoring		
0460	20	1	1	324058.1500	Hydraulslang	Hydraulic hose		
0480	21	1		923579.0052	Huvudventil	Main valve		SEE GR 70, PAGE 147 SEE GR 70, PAGE 149
0500			1	923579.0053	Huvudventil	Main valve		
0520	22	2	2	5933	Tredoring	Tredoring		
0540	23	4	4	920042.005	Skruv	Screw		
0560	24	4	4	98150	Bricka	Washer		
0580	25	6	6	5933	Tredoring	Tredoring		
0600	26	1	1	920999.0013	Propp	Plug		



MÄTNIPPEL POS 14
PLAC I ACKM, PM,
SPOLM, OM, LSM

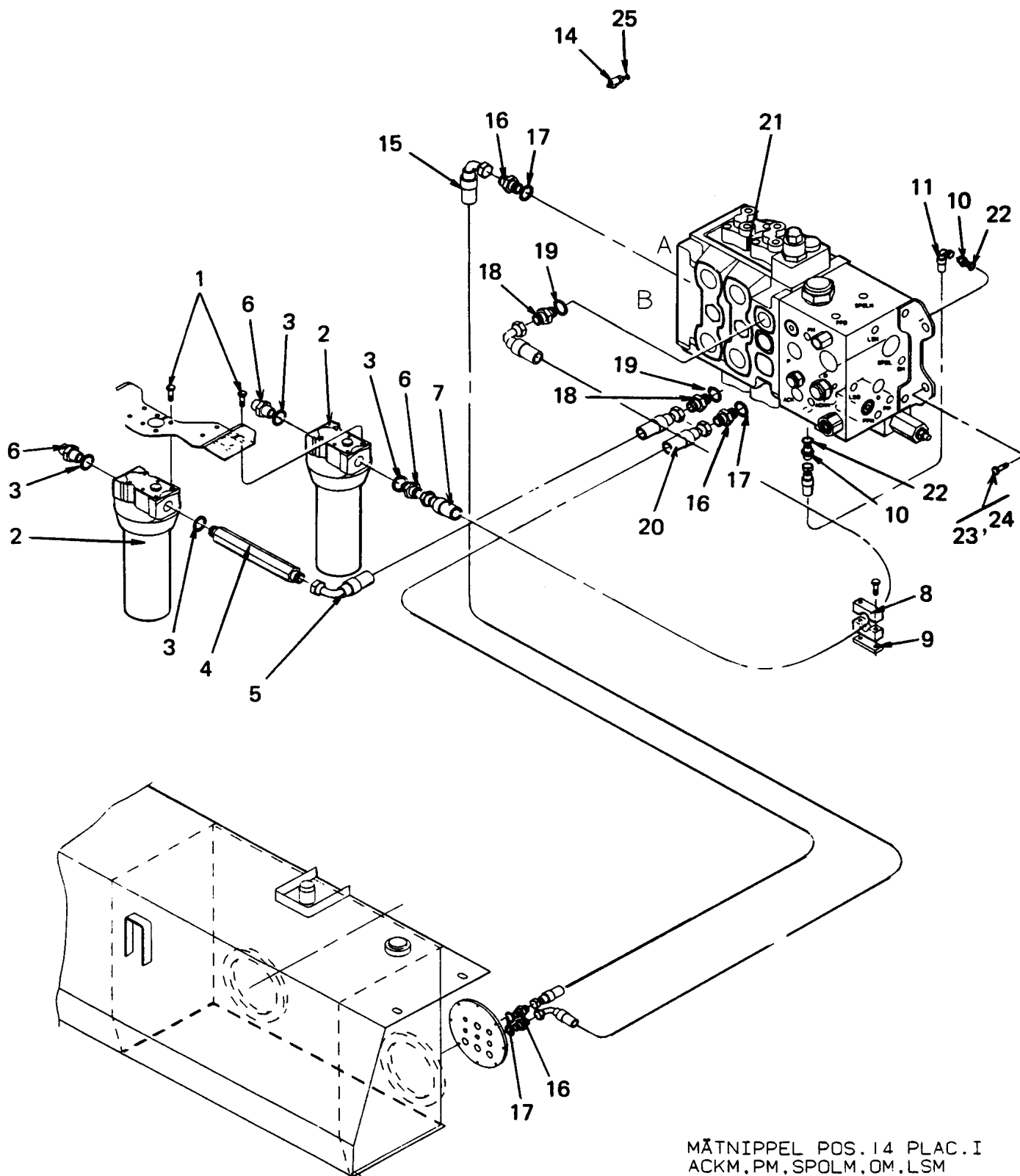
Reservdelar - Spare parts

70

69

1225

Utgåva Issue		Bild nr Picture No		Huvudventil, högtrycks- filter för mek. spakar 2 sektioner, Volvo		Main valve, high pressure filter for mech. controls 2 sections, Volvo		
Pos. Fig.	Antal/Quantity			Art nr Part No	Benämning	Description	Sats Kit	Anmärkning Notes
	2- SEK							
0	-			A07989.0500	Hydraulsystem	Hydraulic system		2-SECTIONS,DRAWING NO SEE GR 70, PAGE 91
1	12			920042.005	Skruv	Screw		
2	2			920523.0007	Högtrycksfilter	High pressure filter		
3	4			5939	Tredoring	Tredoring		
4	1			408985.1600	Nippel	Nipple		
5	1			306871.2100	Hydraulslang	Hydraulic hose		
6	3			3468	Adapter	Adapter		
7	1			306871.0700	Hydraulslang	Hydraulic hose		
8	1			920139.005	Klammer	Clamp		
9	1			456340.0300	Fästplatta	Mounting plate		
10	2			3471	Adapter	Adapter		
11	1			350235.092	Hydraulslang	Hydraulic hose		
12								NOT USED NOT USED
13								
14	5			920794.0002	Mätnippel	Test nipple		SEE GR 70, PAGE 155
15	1			324058.1400	Hydraulslang	Hydraulic hose		
16	4			94111	Nippel	Nipple		
17	4			5938	Tredoring	Tredoring		
18	2			3467	Adapter	Adapter		
19	2			5937	Tredoring	Tredoring		
20	1			324058.1500	Hydraulslang	Hydraulic hose		
21	1			923579.0015	Huvudventil	Main valve		
22	2			5933	Tredoring	Tredoring		
23	4			920042.005	Skruv	Screw		
24	4			98150	Bricka	Washer		
25	5			5933	Tredoring	Tredoring		



MÄTNIPPEL POS. 14 PLAC. I
ACKM, PM, SPOLM, OM, LSM

Reservdelar - Spare parts

70

71

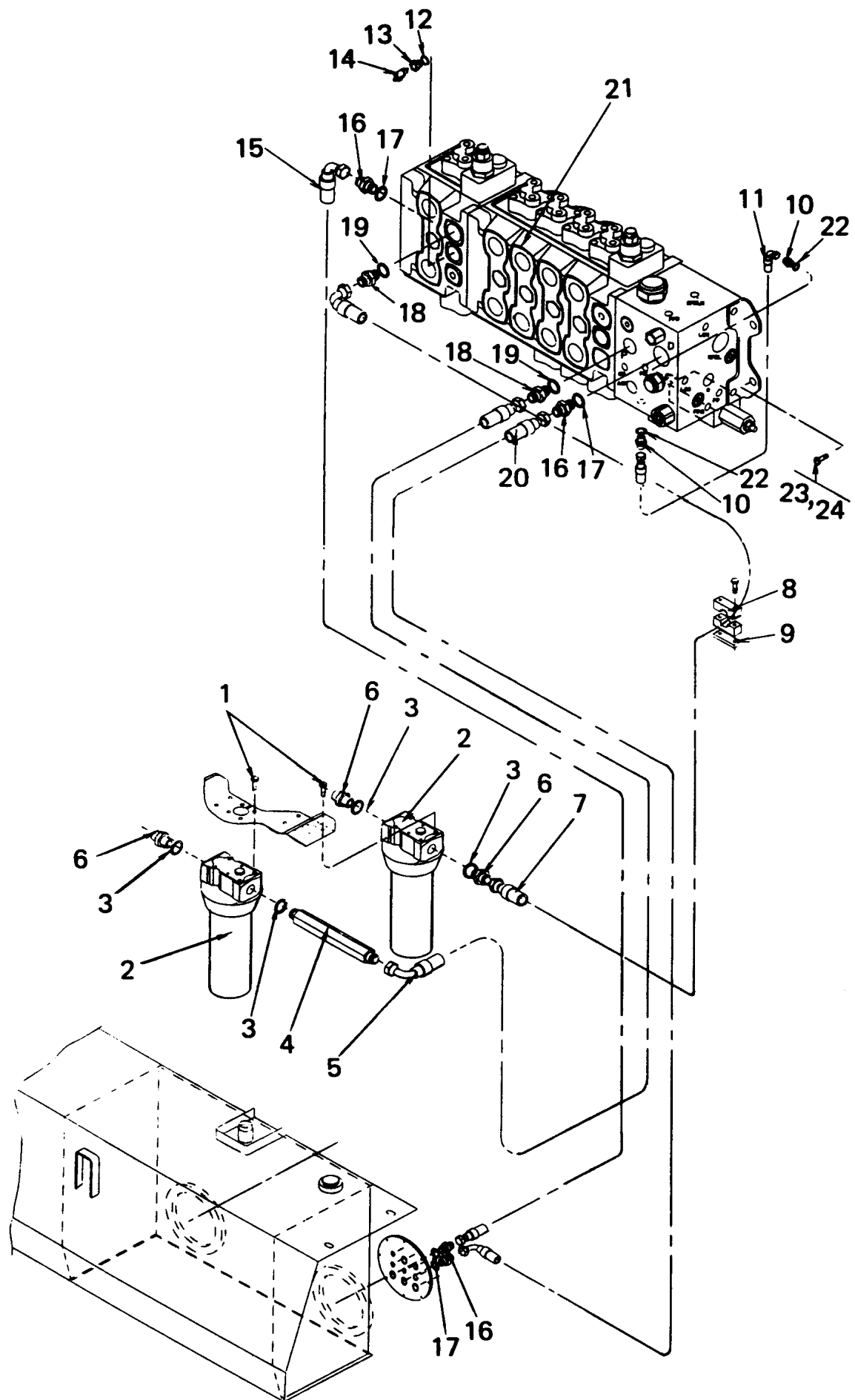
1227

Utgåva Issue		Bild nr Picture No		Huvudventil, högtrycks- filter för mek. spakar 2 sektioner, Volvo		Main valve, high pressure filter for mech. controls 2 sections, Volvo		
Pos. Fig.	Antal/Quantity			Art nr Part No	Benämning	Description	Sats Kit	Anmärkning Notes
	2- SEK							
0	-			A13441.0500	Hydraulsystem	Hydraulic system		2-SECTIONS,DRAWING NO SEE GR 70, PAGE 91
1	12			920042.005	Skruv	Screw		
2	2			920523.0007	Högtrycksfilter	High pressure filter		
3	4			5939	Tredoring	Tredoring		
4	1			408985.1600	Nippel	Nipple		
5	1			306871.2100	Hydraulslang	Hydraulic hose		
6	3			3468	Adapter	Adapter		
7	1			306871.0700	Hydraulslang	Hydraulic hose		
8	1			920139.005	Klammer	Clamp		
9	1			456340.0300	Fästplatta	Mounting plate		
10	2			3471	Adapter	Adapter		
11	1			350235.092	Hydraulslang	Hydraulic hose		NOT USED NOT USED
12								
13								
14	5			920794.0002	Mätnippel	Test nipple		
15	1			324058.1400	Hydraulslang	Hydraulic hose		
16	4			94111	Nippel	Nipple		
17	4			5938	Tredoring	Tredoring		
18	2			3467	Adapter	Adapter		
19	2			5937	Tredoring	Tredoring		
20	1			324058.1500	Hydraulslang	Hydraulic hose		
21	1			923579.0023	Huvudventil	Main valve		
22	2			5933	Tredoring	Tredoring		
23	4			920042.005	Skruv	Screw		
24	4			98150	Bricka	Washer		
25	5			5933	Tredoring	Tredoring		

2-SECTIONS,DRAWING NO

SEE GR 70, PAGE 91

NOT USED
NOT USED



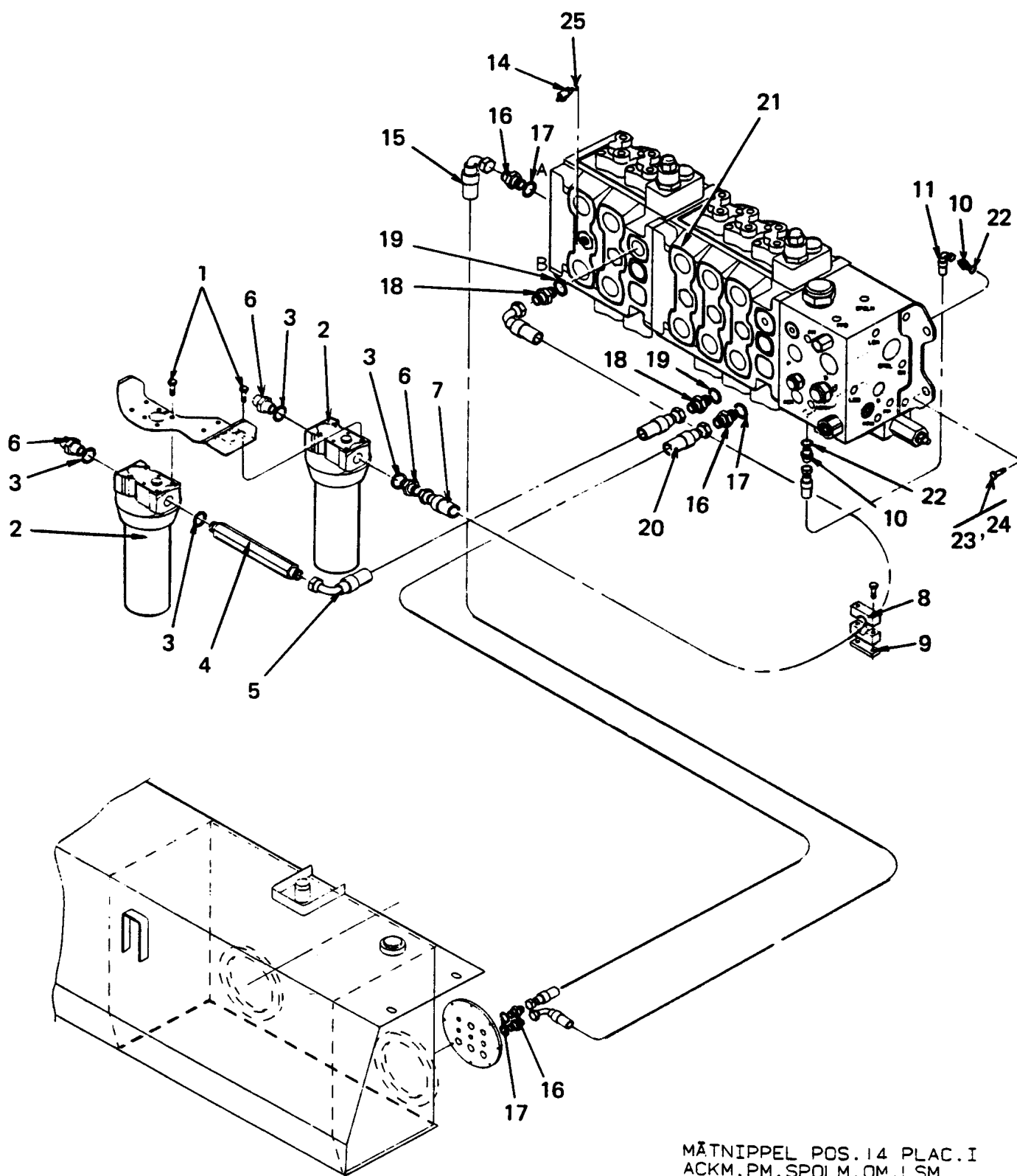
Reservdelar - Spare parts

70

73

1230

1230	Utgåva Issue		Bild nr Picture No		Huvudventil, högtrycks- filter för mek. spakar 4 och 5 sektioner, Volvo		Main valve, high pressure filter for mech. controls 4 and 5 sections, Volvo		
	Pos. Fig.	Antal/Quantity			Art nr Part No	Benämning	Description	Sats Kit	Anmärkning Notes
		4- SEK	5- SEK						
0010	0	-			A07989.0300	Hydraulsystem	Hydraulic system		4-SECTIONS,DRAWING NO 5-SECTIONS,DRAWING NO
0020			-		A07989.0400	Hydraulsystem	Hydraulic system		
0080	1	12	12		920042.005	Skruv	Screw		SEE GR 70, PAGE 91
0100	2	2	2		920523.0007	Högtrycksfilter	High pressure filter		
0120	3	4	4		5939	Tredoring	Tredoring		SEE GR 70, PAGE 161
0140	4	1	1		408985.1600	Nippel	Nipple		
0160	5	1	1		306871.2100	Hydraulslang	Hydraulic hose		SEE GR 70, PAGE 171
0180	6	3	3		3468	Adapter	Adapter		
0200	7	1	1		306871.0200	Hydraulslang	Hydraulic hose		SEE GR 70, PAGE 161
0220	8	1	1		920139.005	Klammer	Clamp		
0240	9	1	1		456340.0300	Fästplatta	Mounting plate		SEE GR 70, PAGE 171
0260	10	2	2		3471	Adapter	Adapter		
0280	11	1	1		350235.092	Hydraulslang	Hydraulic hose		SEE GR 70, PAGE 161
0300	12	1	1		920002.011	Tredoring	Tredoring		
0320	13	1	1		920284.001	Reducering	Reducing		SEE GR 70, PAGE 171
0340	14	6	6		920794.0001	Manometertestplugg	Manometer test plug		
0360	15	1	1		324058.1400	Hydraulslang	Hydraulic hose		SEE GR 70, PAGE 161
0380	16	4	4		94111	Nippel	Nipple		
0400	17	4	4		5938	Tredoring	Tredoring		SEE GR 70, PAGE 171
0420	18	2	2		3467	Adapter	Adapter		
0440	19	2	2		5937	Tredoring	Tredoring		SEE GR 70, PAGE 161
0460	20	1	1		324058.1500	Hydraulslang	Hydraulic hose		
0480	21	1			923579.0009	Huvudventil	Main valve		SEE GR 70, PAGE 171
0500			1		923579.0006	Huvudventil	Main valve		
0520	22	2	2		5933	Tredoring	Tredoring		SEE GR 70, PAGE 161
0540	23	4	4		920042.005	Skruv	Screw		
0560	24	4	4		98150	Bricka	Washer		



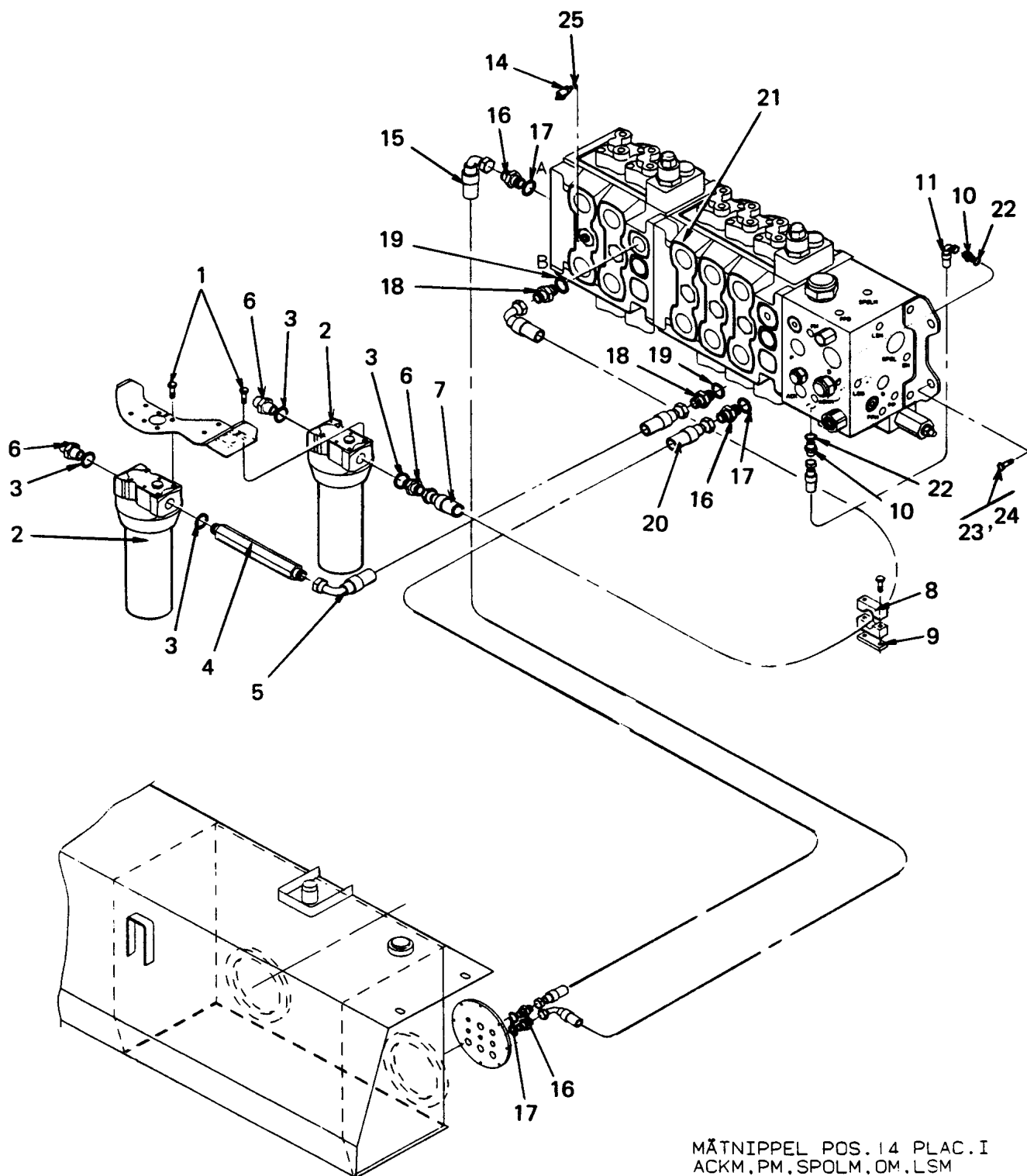
Reservdelar - Spare parts

70

75

1232

1232	Utgåva Issue		Bild nr Picture No		Huvudventil, högtrycks- filter för mek. spakar 4 och 5 sektioner, Volvo		Main valve, high pressure filter for mech. controls 4 and 5 sections, Volvo		
	980615	21766							
	Pos. Fig.	Antal/Quantity			Art nr Part No	Benämning	Description	Sats Kit	Anmärkning Notes
		4- SEK	5- SEK						
0010	0	-			A07989.0800	Hydraulsystem	Hydraulic system		4-SECTIONS,DRAWING NO 5-SECTIONS,DRAWING NO SEE GR 70, PAGE 91
0020			-		A07989.0900	Hydraulsystem	Hydraulic system		
0080	1	8	8		920042.005	Skruv	Screw		
0100	2	2	2		920523.0007	Högtrycksfilter	High pressure filter		
0120	3	4	4		5939	Tredoring	Tredoring		
0140	4	1	1		408985.1600	Nippel	Nipple		
0160	5	1	1		306871.2100	Hydraulslang	Hydraulic hose		
0180	6	3	3		3468	Adapter	Adapter		
0200	7	1	1		306871.0200	Hydraulslang	Hydraulic hose		
0220	8	1	1		920139.005	Klammer	Clamp		
0240	9	1	1		456340.0300	Fästplatta	Mounting plate		
0260	10	2	2		3471	Adapter	Adapter		
0280	11	1	1		350235.092	Hydraulslang	Hydraulic hose		
0300	12								NOT USED NOT USED SEE GR 70, PAGE 157 SEE GR 70, PAGE 165
0320	13								
0340	14	6	6		920794.0002	Mät nipple	Test nipple		
0360	15	1	1		324058.1400	Hydraulslang	Hydraulic hose		
0380	16	4	4		94111	Nippel	Nipple		
0400	17	4	4		5938	Tredoring	Tredoring		
0420	18	2	2		3467	Adapter	Adapter		
0440	19	2	2		5937	Tredoring	Tredoring		
0460	20	1	1		324058.1500	Hydraulslang	Hydraulic hose		
0480	21	1			923579.0018	Huvudventil	Main valve		
0500			1		923579.0017	Huvudventil	Main valve		
0520	22	2	2		5933	Tredoring	Tredoring		
0540	23	4	4		920042.005	Skruv	Screw		
0560	24	4	4		98150	Bricka	Washer		
0580	25	6	6		5933	Tredoring	Tredoring		



MÄTNIPPEL POS. 14 PLAC. I
ACKM, PM, SPOLM, OM, LSM

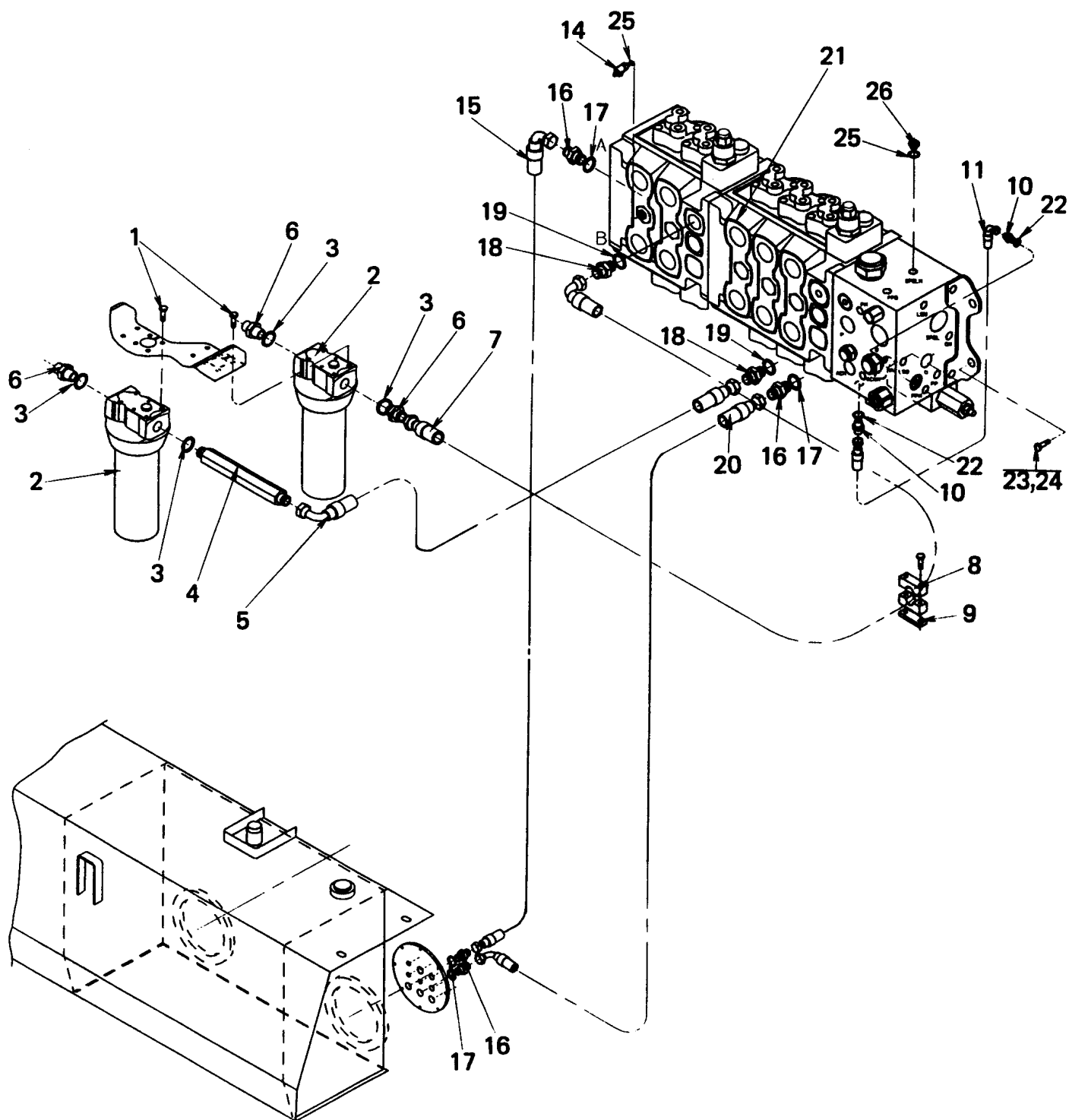
Reservdelar - Spare parts

70

77

1233

1233	Utgåva Issue		Bild nr Picture No		Huvudventil, högtrycks- filter för mek. spakar 4 och 5 sektioner, Volvo		Main valve, high pressure filter for mech. controls 4 and 5 sections, Volvo		
	980615	21767							
	Pos. Fig.	Antal/Quantity			Art nr Part No	Benämning	Description	Sats Kit	Anmärkning Notes
		4- SEK	5- SEK						
0010	0	-			A13441.0300	Hydraulsystem	Hydraulic system		4-SECTIONS,DRAWING NO 5-SECTIONS,DRAWING NO
0020			-		A13441.0400	Hydraulsystem	Hydraulic system		
0080	1	8	8		920042.005	Skruv	Screw		SEE GR 70, PAGE 91
0100	2	2	2		920523.0007	Högtrycksfilter	High pressure filter		
0120	3	4	4		5939	Tredoring	Tredoring		NOT USED NOT USED
0140	4	1	1		408985.1600	Nippel	Nipple		
0160	5	1	1		306871.2100	Hydraulslang	Hydraulic hose		- T33100-0181 SEE GR 70, PAGE 163 ERS 923579.0024 SEE GR 70, PAGE 159 SEE GR 70, PAGE 167
0180	6	3	3		3468	Adapter	Adapter		
0200	7	1	1		306871.0200	Hydraulslang	Hydraulic hose		
0220	8	1	1		920139.005	Klammer	Clamp		
0240	9	1	1		456340.0300	Fästplatta	Mounting plate		
0260	10	2	2		3471	Adapter	Adapter		
0280	11	1	1		350235.092	Hydraulslang	Hydraulic hose		
0300	12								
0320	13								
0340	14	6	6		920794.0002	Mät nipple	Test nipple		
0360	15	1	1		324058.1400	Hydraulslang	Hydraulic hose		
0380	16	4	4		94111	Nippel	Nipple		
0400	17	4	4		5938	Tredoring	Tredoring		
0420	18	2	2		3467	Adapter	Adapter		
0440	19	2	2		5937	Tredoring	Tredoring		
0460	20	1	1		324058.1500	Hydraulslang	Hydraulic hose		
0480	21	1			923579.0024	Huvudventil	Main valve		
0481									
0482		1			923579.0046	Huvudventil	Main valve		
0483									
0500			1		923579.0025	Huvudventil	Main valve		
0520	22	2	2		5933	Tredoring	Tredoring		
0540	23	4	4		920042.005	Skruv	Screw		
0560	24	4	4		98150	Bricka	Washer		
0580	25	6	6		5933	Tredoring	Tredoring		



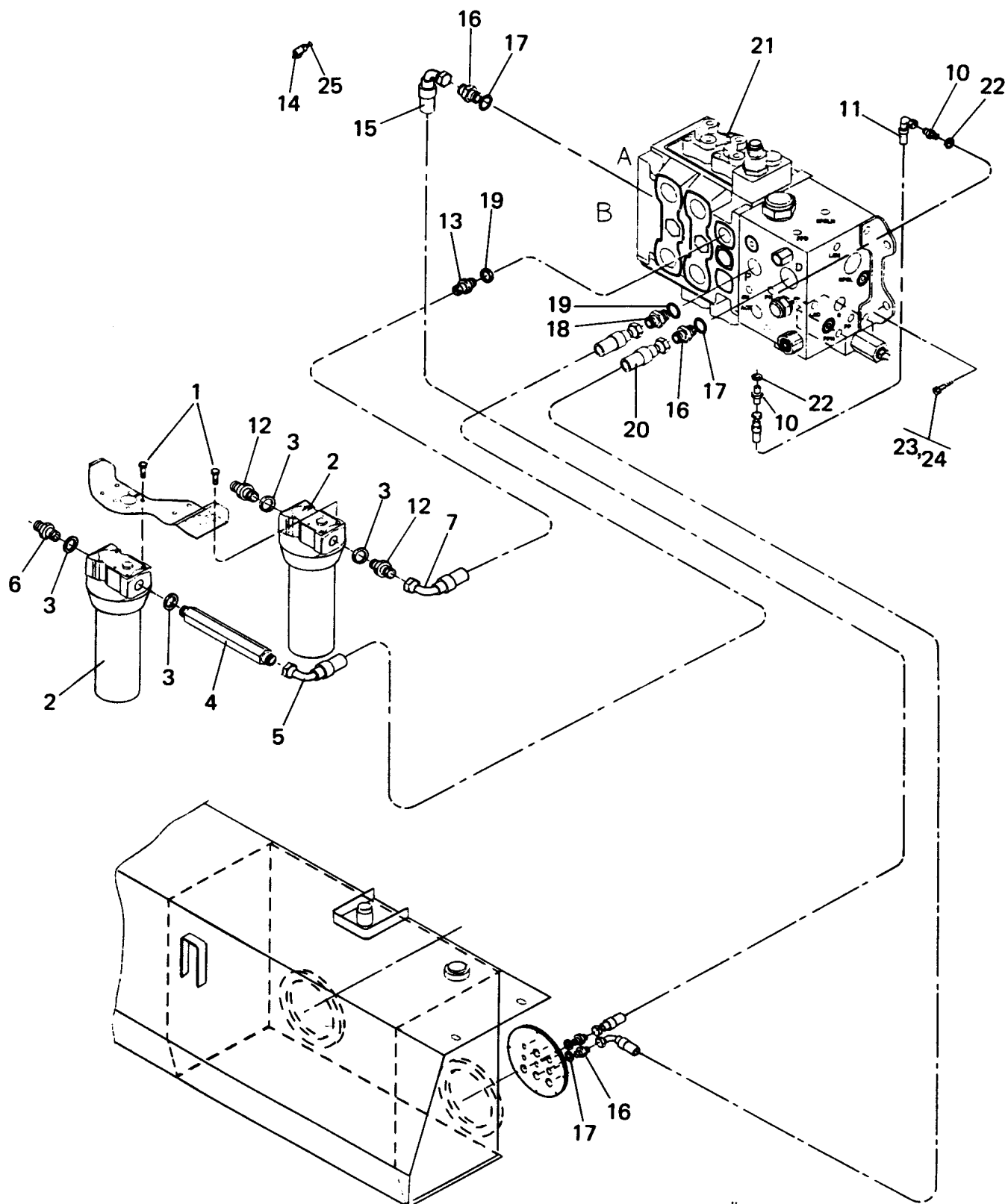
Reservdelar - Spare parts

70

79

1234

1234	Utgåva Issue		Bild nr Picture No		Huvudventil, högtrycks- filter för mek. spakar 4 och 5 sektioner, Volvo		Main valve, high pressure filter for mech. controls 4 and 5 sections, Volvo		
	980615		20853						
	Pos. Fig.	Antal/Quantity			Art nr Part No	Benämning	Description	Sats Kit	Anmärkning Notes
		4- SEK	5- SEK						
0010	0	-			A17748.0300	Hydraulsystem	Hydraulic system		4-SECTIONS,DRAWING NO 5-SECTIONS,DRAWING NO
0020			-		A17748.0400	Hydraulsystem	Hydraulic system		
0080	1	8	8		920042.005	Skruv	Screw		SEE GR 70, PAGE 91
0100	2	2	2		920523.0007	Högtrycksfilter	High pressure filter		
0120	3	4	4		5939	Tredoring	Tredoring		NOT USED NOT USED
0140	4	1	1		408985.1600	Nippel	Nipple		
0160	5	1	1		306871.2100	Hydraulslang	Hydraulic hose		SEE GR 70, PAGE 159 SEE GR 70, PAGE 169
0180	6	3	3		3468	Adapter	Adapter		
0200	7	1	1		306871.0200	Hydraulslang	Hydraulic hose		SEE GR 70, PAGE 169
0220	8	1	1		920139.005	Klammer	Clamp		
0240	9	1	1		456340.0300	Fästplatta	Mounting plate		SEE GR 70, PAGE 169
0260	10	2	2		3471	Adapter	Adapter		
0280	11	1	1		350235.092	Hydraulslang	Hydraulic hose		SEE GR 70, PAGE 169
0300	12								
0320	13								SEE GR 70, PAGE 169
0340	14	5	5		920794.0002	Mät nipple	Test nipple		
0360	15	1	1		324058.1400	Hydraulslang	Hydraulic hose		SEE GR 70, PAGE 169
0380	16	4	4		94111	Nippel	Nipple		
0400	17	4	4		5938	Tredoring	Tredoring		SEE GR 70, PAGE 169
0420	18	2	2		3467	Adapter	Adapter		
0440	19	2	2		5937	Tredoring	Tredoring		SEE GR 70, PAGE 169
0460	20	1	1		324058.1500	Hydraulslang	Hydraulic hose		
0480	21	1			923579.0046	Huvudventil	Main valve		SEE GR 70, PAGE 169
0500			1		923579.0047	Huvudventil	Main valve		
0520	22	2	2		5933	Tredoring	Tredoring		SEE GR 70, PAGE 169
0540	23	4	4		920042.005	Skruv	Screw		
0560	24	4	4		98150	Bricka	Washer		SEE GR 70, PAGE 169
0580	25	6	6		5933	Tredoring	Tredoring		
0600	26	1	1		920999.0013	Propp	Plug		SEE GR 70, PAGE 169



MÄTNIPPEL POS 14
PLAC I ACKM, PM,
SPOLM, OM, LSM

Reservdelar - Spare parts

70

81

1235

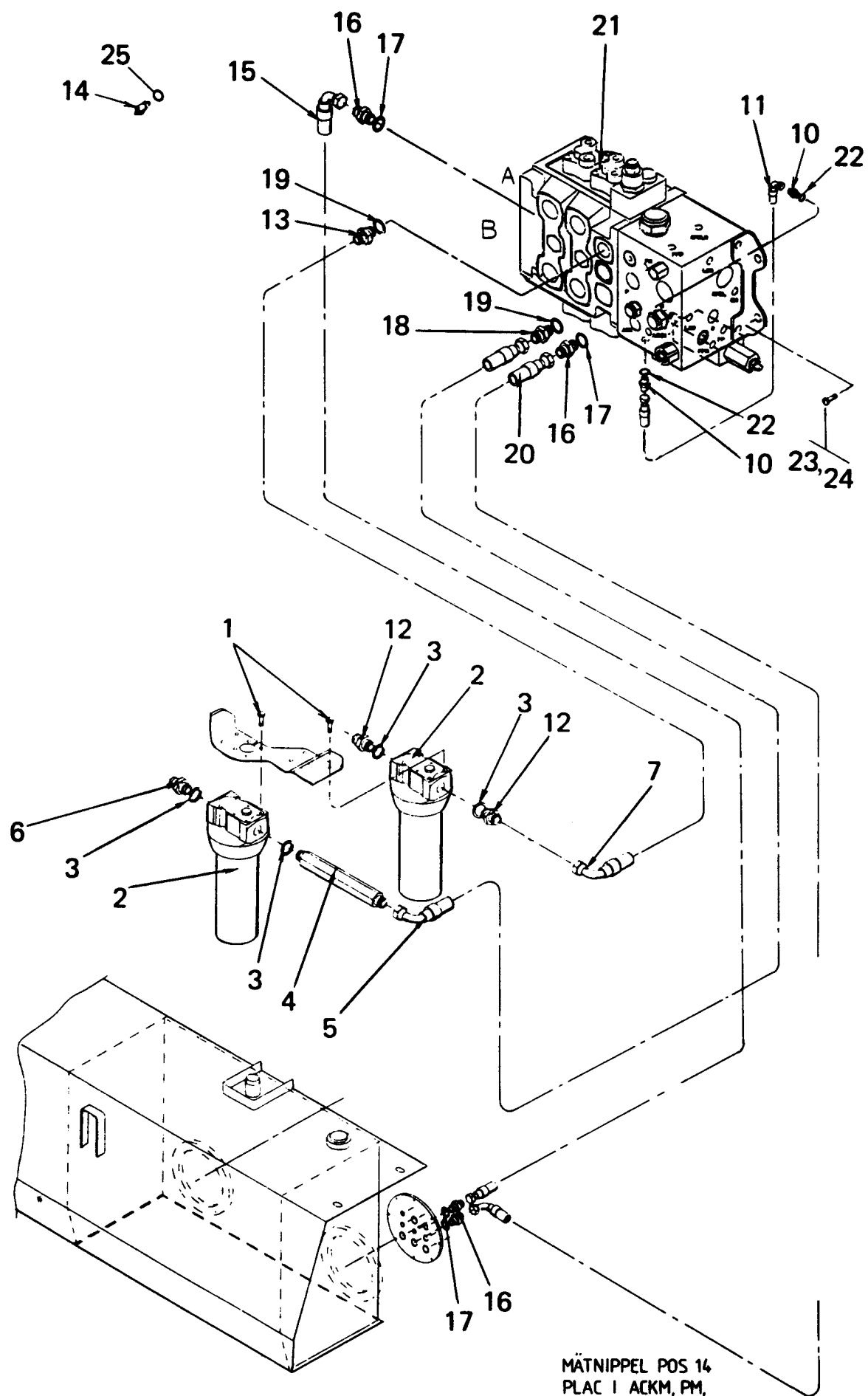
Utgåva Issue		Bild nr Picture No		Huvudventil, högtrycks- filter för mek. spakar 2 sekt. Perkins		Main valve, high pressure filter for mech. controls 2 sections,Perkins		
Pos. Fig.	Antal/Quantity			Art nr Part No	Benämning	Description	Sats Kit	Anmärkning Notes
	2- SEK							
0	-			A08056.0500	Hydraulsystem	Hydraulic system		2-SECTIONS,DRAWING NO
1	12			920042.005	Skruv	Screw		
2	2			920523.0007	Högtrycksfilter	High pressure filter		SEE GR 70, PAGE 91
3	4			5939	Tredoring	Tredoring		
4	1			408985.1600	Nippel	Nipple		
5	1			306871.2100	Hydraulslang	Hydraulic hose		
6	1			3468	Adapter	Adapter		NOT USED
7	1			309171.1200	Hydraulslang	Hydraulic hose		
8								NOT USED
9								
10	2			3471	Adapter	Adapter		
11	1			350235.092	Hydraulslang	Hydraulic hose		
12	2			920985.0003	Adapter	Adapter		
13	1			3473	Adapter	Adapter		
14	5			920794.0002	Manometertestplugg	Manometer test plug		
15	1			324058.1400	Hydraulslang	Hydraulic hose		
16	4			94111	Nippel	Nipple		
17	4			5938	Tredoring	Tredoring		
18	1			3467	Adapter	Adapter		
19	2			5937	Tredoring	Tredoring		
20	1			324058.1500	Hydraulslang	Hydraulic hose		
21	1			923579.0015	Huvudventil	Main valve		
22	2			5933	Tredoring	Tredoring		SEE GR 70, PAGE 155
23	4			920042.005	Skruv	Screw		
24	4			98150	Bricka	Washer		
25	5			5933	Tredoring	Tredoring		

2-SECTIONS,DRAWING NO

SEE GR 70, PAGE 91

NOT USED
NOT USED

SEE GR 70, PAGE 155



MÄTNIPPEL POS 14
PLAC I ACKM, PM,
SPOLM, OM, LSM

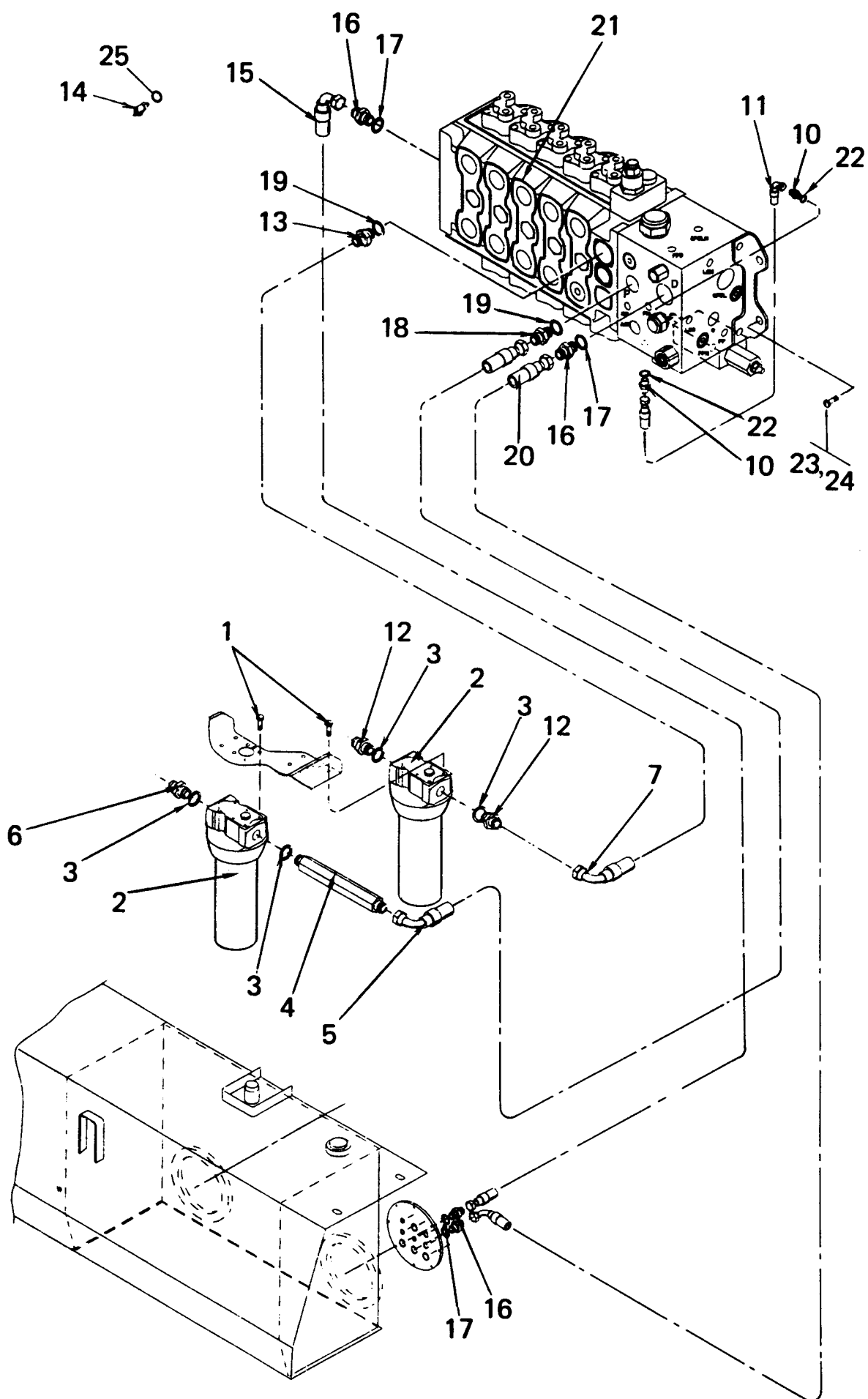
Reservdelar - Spare parts

70

83

1237

Utgåva Issue		Bild nr Picture No		Huvudventil, högtrycks- filter för mek. spakar 2 sekt. Perkins		Main valve, high pressure filter for mech. controls 2 sections,Perkins		
Pos. Fig.	Antal/Quantity			Art nr Part No	Benämning	Description	Sats Kit	Anmärkning Notes
	2- SEK							
0	-			A08056.1000	Hydraulsystem	Hydraulic system		2-SECTIONS,DRAWING NO
1	12			920042.005	Skruv	Screw		
2	2			920523.0007	Högtrycksfilter	High pressure filter		SEE GR 70, PAGE 91
3	4			5939	Tredoring	Tredoring		
4	1			408985.1600	Nippel	Nipple		NOT USED
5	1			306871.2100	Hydraulslang	Hydraulic hose		
6	1			3468	Adapter	Adapter		NOT USED
7	1			309171.7500	Hydraulslang	Hydraulic hose		
8								NOT USED
9								
10	2			3471	Adapter	Adapter		NOT USED
11	1			350235.092	Hydraulslang	Hydraulic hose		
12	2			920985.0003	Adapter	Adapter		NOT USED
13	1			3473	Adapter	Adapter		
14	5			920794.0002	Manometertestplugg	Manometer test plug		NOT USED
15	1			324058.1400	Hydraulslang	Hydraulic hose		
16	4			94111	Nippel	Nipple		NOT USED
17	4			5938	Tredoring	Tredoring		
18	1			3467	Adapter	Adapter		NOT USED
19	2			5937	Tredoring	Tredoring		
20	1			324058.1500	Hydraulslang	Hydraulic hose		NOT USED
21	1			923579.0023	Huvudventil	Main valve		
22	2			5933	Tredoring	Tredoring		NOT USED
23	4			920042.005	Skruv	Screw		
24	4			98150	Bricka	Washer		NOT USED
25	5			5933	Tredoring	Tredoring		



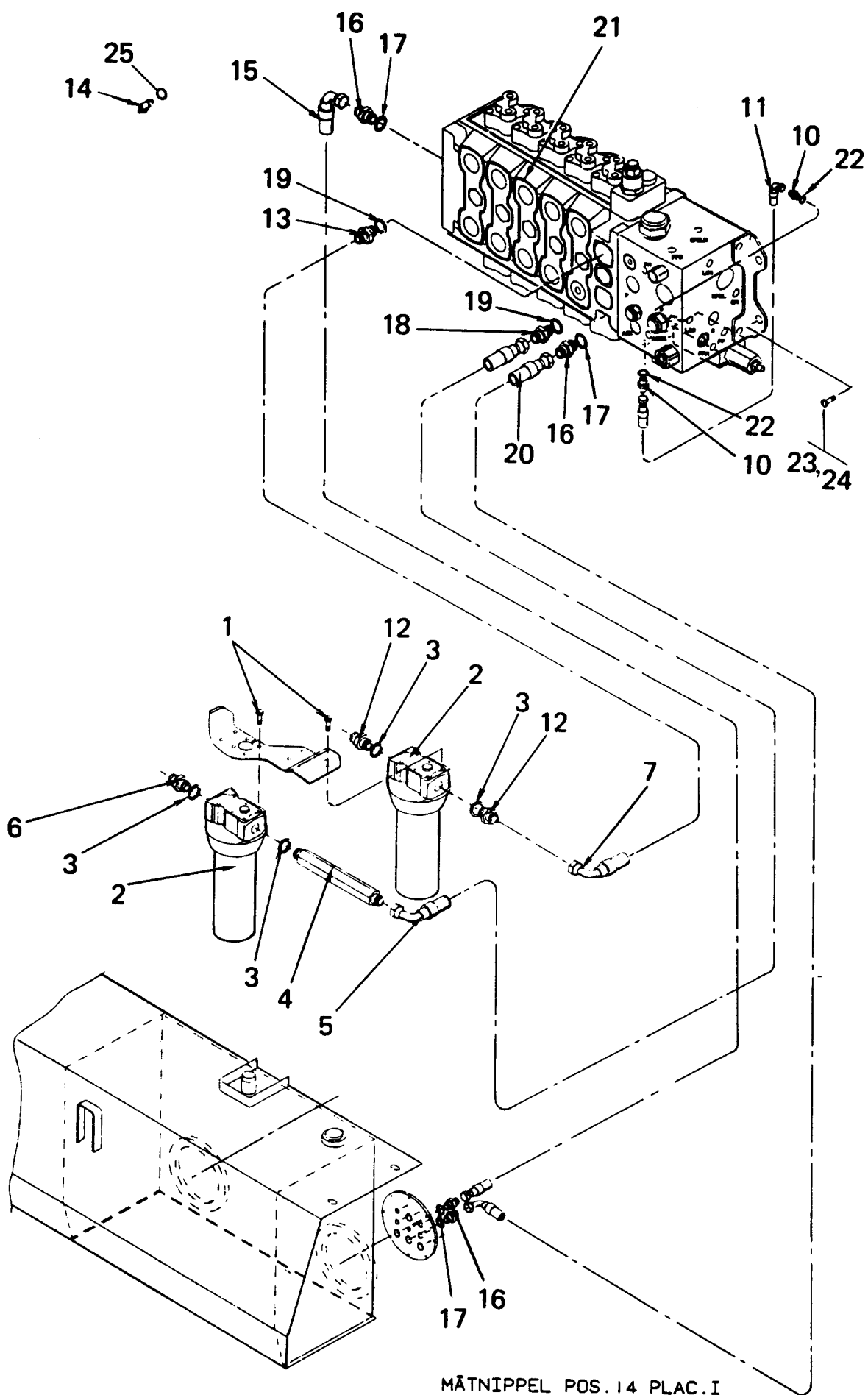
Reservdelar - Spare parts

70

85

1240

1240	Utgåva Issue		Bild nr Picture No		Huvudventil, högtrycks- filter för mek. spakar 4 och 5 sekt. Perkins		Main valve, high pressure filter for mech. controls 4 and 5 sections,Perkins		
	Pos. Fig.	Antal/Quantity			Art nr Part No	Benämning	Description	Sats Kit	Anmärkning Notes
		4- SEK	5- SEK						
0010	0	-			A08056.0300	Hydraulsystem	Hydraulic system		4-SECTIONS,DRAWING NO 5-SECTIONS,DRAWING NO
0020			-		A08056.0400	Hydraulsystem	Hydraulic system		
0080	1	12	12		920042.005	Skruv	Screw		SEE GR 70, PAGE 91
0100	2	2	2		920523.0007	Högtrycksfilter	High pressure filter		
0120	3	4	4		5939	Tredoring	Tredoring		NOT USED NOT USED
0140	4	1	1		408985.1600	Nippel	Nipple		
0160	5	1	1		306871.2100	Hydraulslang	Hydraulic hose		SEE GR 70, PAGE 173 SEE GR 70, PAGE 181
0180	6	1	1		3468	Adapter	Adapter		
0200	7	1	1		309171.1200	Hydraulslang	Hydraulic hose		SEE GR 70, PAGE 173 SEE GR 70, PAGE 181
0220	8								
0240	9								SEE GR 70, PAGE 173 SEE GR 70, PAGE 181
0260	10	2	2		3471	Adapter	Adapter		
0280	11	1	1		350235.092	Hydraulslang	Hydraulic hose		SEE GR 70, PAGE 173 SEE GR 70, PAGE 181
0300	12	2	2		920985.0003	Adapter	Adapter		
0320	13	1	1		3473	Adapter	Adapter		SEE GR 70, PAGE 173 SEE GR 70, PAGE 181
0340	14	5	5		920794.0002	Manometertestplugg	Manometer test plug		
0360	15	1	1		324058.1400	Hydraulslang	Hydraulic hose		SEE GR 70, PAGE 173 SEE GR 70, PAGE 181
0380	16	4	4		94111	Nippel	Nipple		
0400	17	4	4		5938	Tredoring	Tredoring		SEE GR 70, PAGE 173 SEE GR 70, PAGE 181
0420	18	1	1		3467	Adapter	Adapter		
0440	19	2	2		5937	Tredoring	Tredoring		SEE GR 70, PAGE 173 SEE GR 70, PAGE 181
0460	20	1	1		324058.1500	Hydraulslang	Hydraulic hose		
0480	21	1			923579.0005	Huvudventil	Main valve		SEE GR 70, PAGE 173 SEE GR 70, PAGE 181
0500			1		923579.0007	Huvudventil	Main valve		
0520	22	2	2		5933	Tredoring	Tredoring		SEE GR 70, PAGE 173 SEE GR 70, PAGE 181
0540	23	4	4		920042.005	Skruv	Screw		
0560	24	4	4		98150	Bricka	Washer		SEE GR 70, PAGE 173 SEE GR 70, PAGE 181
0580	25	5	5		5933	Tredoring	Tredoring		



MÄTNIPPEL POS. 14 PLAC. I
ACKM, PM, PPM, SPOLM, OM, LSM

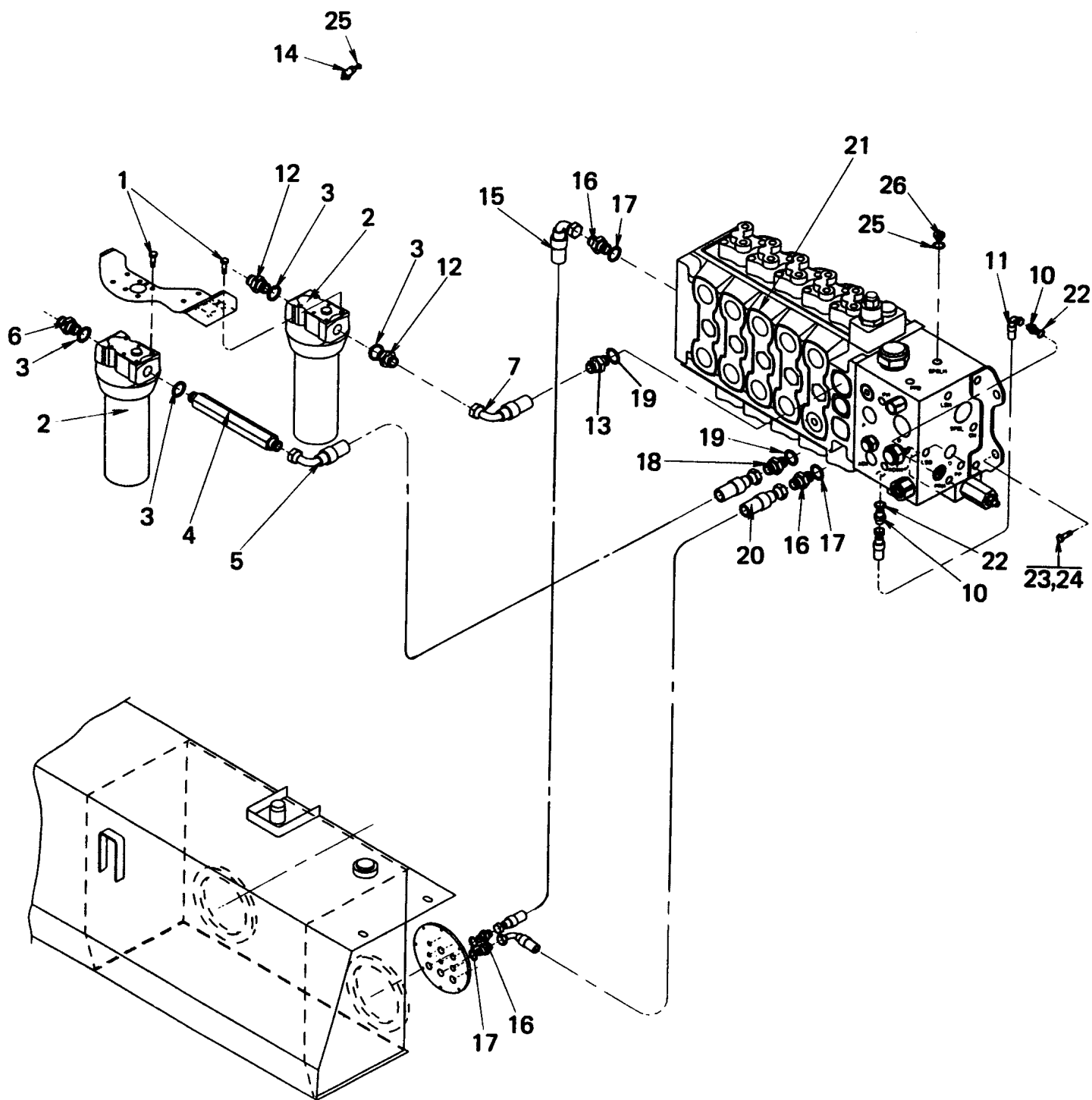
Reservdelar - Spare parts

70

87

1250

1250	Utgåva Issue		Bild nr Picture No		Huvudventil, högtrycks- filter för mek. spakar 4 och 5 sekt. Perkins		Main valve, high pressure filter for mech. controls 4 and 5 sections,Perkins		
	Pos. Fig.	Antal/Quantity			Art nr Part No	Benämning	Description	Sats Kit	Anmärkning Notes
		4- SEK	5- SEK						
0010	0	-			A08056.0800	Hydraulsystem	Hydraulic system		4-SECTIONS,DRAWING NO 5-SECTIONS,DRAWING NO
0020			-		A08056.0900	Hydraulsystem	Hydraulic system		
0080	1	12	12		920042.005	Skruv	Screw		SEE GR 70, PAGE 91
0100	2	2	2		920523.0007	Högtrycksfilter	High pressure filter		
0120	3	4	4		5939	Tredoring	Tredoring		NOT USED NOT USED
0140	4	1	1		408985.1600	Nippel	Nipple		
0160	5	1	1		306871.2100	Hydraulslang	Hydraulic hose		SEE GR 70, PAGE 175 SEE GR 70, PAGE 183
0180	6	1	1		3468	Adapter	Adapter		
0200	7	1	1		309171.7500	Hydraulslang	Hydraulic hose		SEE GR 70, PAGE 175 SEE GR 70, PAGE 183
0220	8								
0240	9								SEE GR 70, PAGE 175 SEE GR 70, PAGE 183
0260	10	2	2		3471	Adapter	Adapter		
0280	11	1	1		350235.092	Hydraulslang	Hydraulic hose		SEE GR 70, PAGE 175 SEE GR 70, PAGE 183
0300	12	2	2		920985.0003	Adapter	Adapter		
0320	13	1	1		3473	Adapter	Adapter		SEE GR 70, PAGE 175 SEE GR 70, PAGE 183
0340	14	5	5		920794.0002	Manometertestplugg	Manometer test plug		
0360	15	1	1		324058.1400	Hydraulslang	Hydraulic hose		SEE GR 70, PAGE 175 SEE GR 70, PAGE 183
0380	16	4	4		94111	Nippel	Nipple		
0400	17	4	4		5938	Tredoring	Tredoring		SEE GR 70, PAGE 175 SEE GR 70, PAGE 183
0420	18	1	1		3467	Adapter	Adapter		
0440	19	2	2		5937	Tredoring	Tredoring		SEE GR 70, PAGE 175 SEE GR 70, PAGE 183
0460	20	1	1		324058.1500	Hydraulslang	Hydraulic hose		
0480	21	1			923579.0028	Huvudventil	Main valve		SEE GR 70, PAGE 175 SEE GR 70, PAGE 183
0500			1		923579.0029	Huvudventil	Main valve		
0520	22	2	2		5933	Tredoring	Tredoring		SEE GR 70, PAGE 175 SEE GR 70, PAGE 183
0540	23	4	4		920042.005	Skruv	Screw		
0560	24	4	4		98150	Bricka	Washer		SEE GR 70, PAGE 175 SEE GR 70, PAGE 183
0580	25	5	5		5933	Tredoring	Tredoring		



Reservdelar - Spare parts

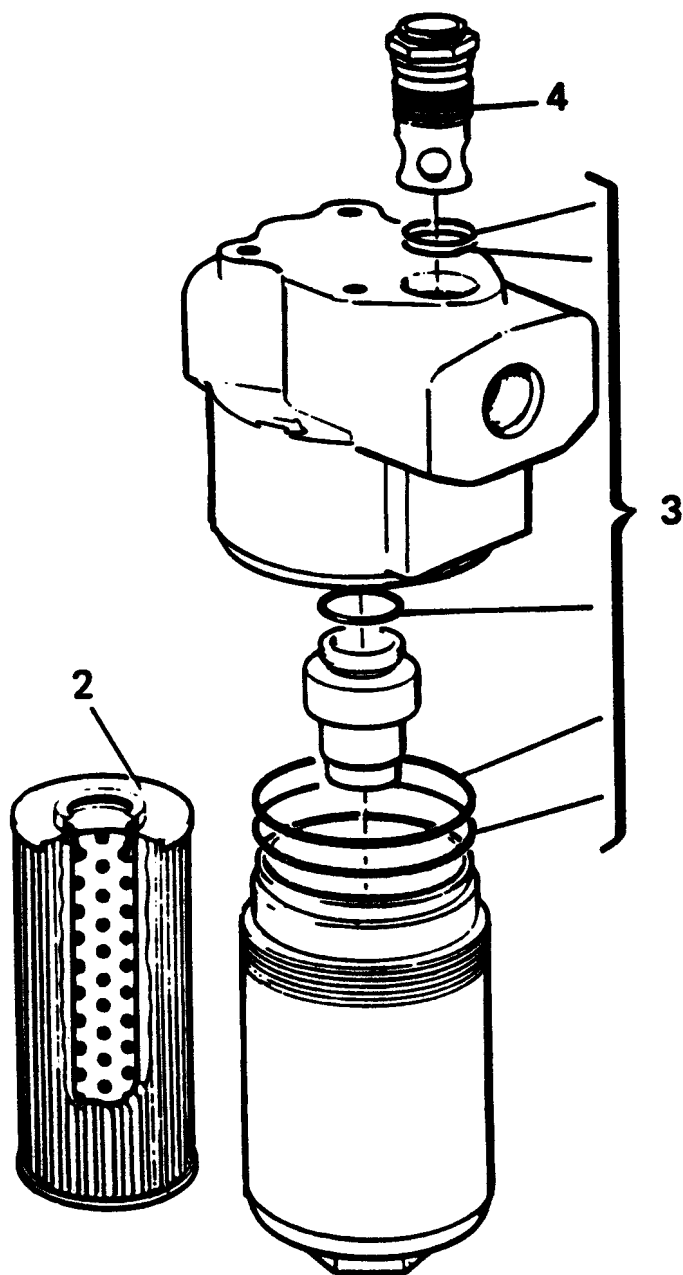
70

89

1255

Utgåva Issue		Bild nr Picture No		Huvudventil, högtrycks- filter för mek. spakar 4 och 5 sekt. Perkins		Main valve, high pressure filter for mech. controls 4 and 5 sections,Perkins		
980615		20855						
Pos. Fig.	Antal/Quantity			Art nr Part No	Benämning	Description	Sats Kit	Anmärkning Notes
	4- SEK	5- SEK						
0	-	-		A17749.0300 A17749.0400	Hydraulsystem Hydraulsystem	Hydraulic system Hydraulic system		4-SECTIONS,DRAWING NO 5-SECTIONS,DRAWING NO
1	12	12		920042.005	Skruv	Screw		SEE GR 70, PAGE 91
2	2	2		920523.0007	Högtrycksfilter	High pressure filter		
3	4	4		5939	Tredoring	Tredoring		
4	1	1		408985.1600	Nippel	Nipple		
5	1	1		306871.2100	Hydraulslang	Hydraulic hose		
6	1	1		3468	Adapter	Adapter		
7	1	1		309171.7500	Hydraulslang	Hydraulic hose		
8								NOT USED NOT USED
9								
10	2	2		3471	Adapter	Adapter		SEE GR 70, PAGE 179 SEE GR 70, PAGE 185
11	1	1		350235.092	Hydraulslang	Hydraulic hose		
12	2	2		920985.0003	Adapter	Adapter		
13	1	1		3473	Adapter	Adapter		
14	4	4		920794.0002	Manometertestplugg	Manometer test plug		
15	1	1		324058.1400	Hydraulslang	Hydraulic hose		
16	4	4		94111	Nippel	Nipple		
17	4	4		5938	Tredoring	Tredoring		
18	1	1		3467	Adapter	Adapter		
19	2	2		5937	Tredoring	Tredoring		
20	1	1		324058.1500	Hydraulslang	Hydraulic hose		
21	1			923579.0050	Huvudventil	Main valve		
		1		923579.0051	Huvudventil	Main valve		
22	2	2		5933	Tredoring	Tredoring		
23	4	4		920042.005	Skruv	Screw		
24	4	4		98150	Bricka	Washer		
25	5	5		5933	Tredoring	Tredoring		
26	1	1		920999.0013	Propp	Plug		

1





DC 9-16

Grupp
Group

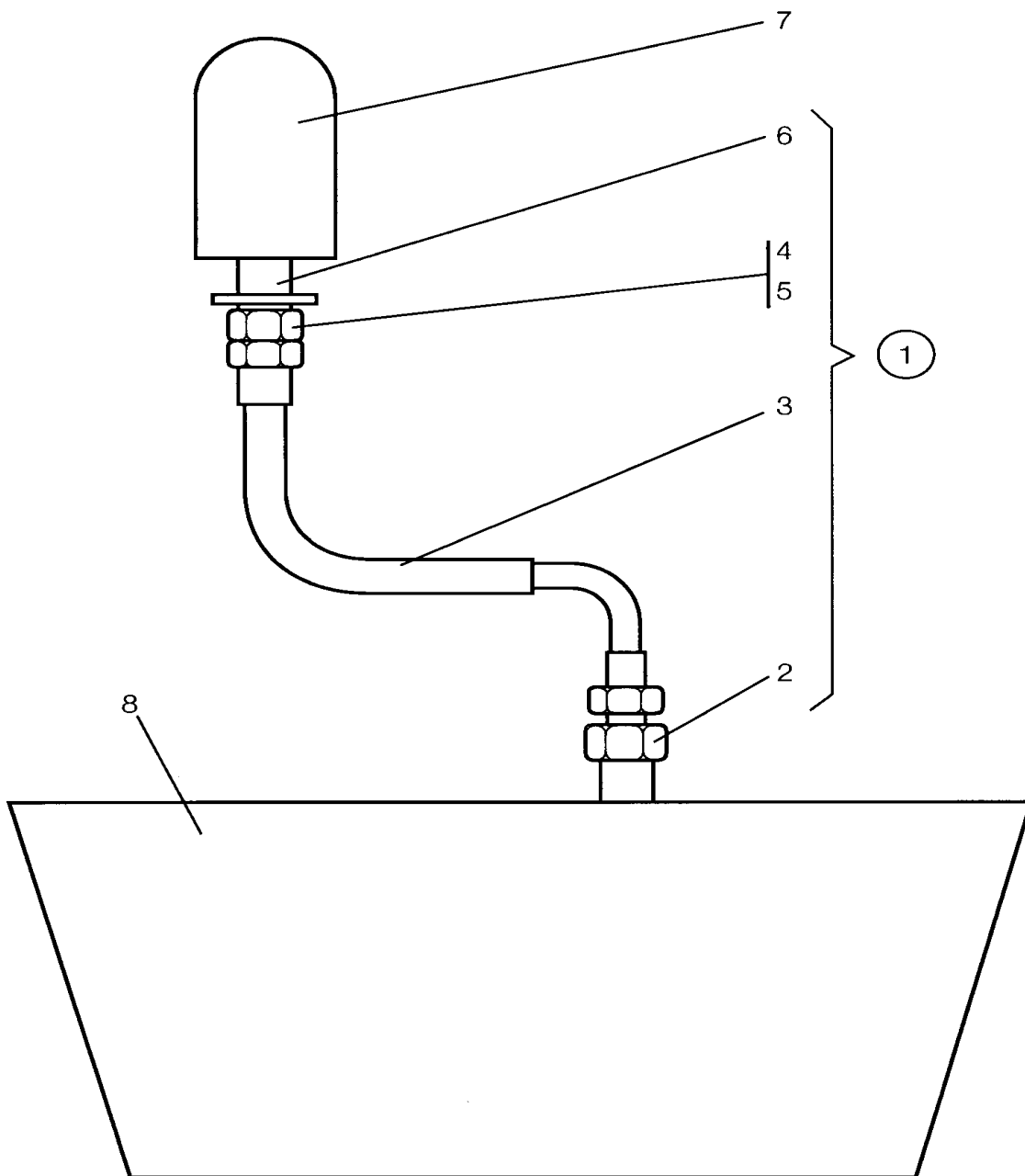
Sida
Page

70

91

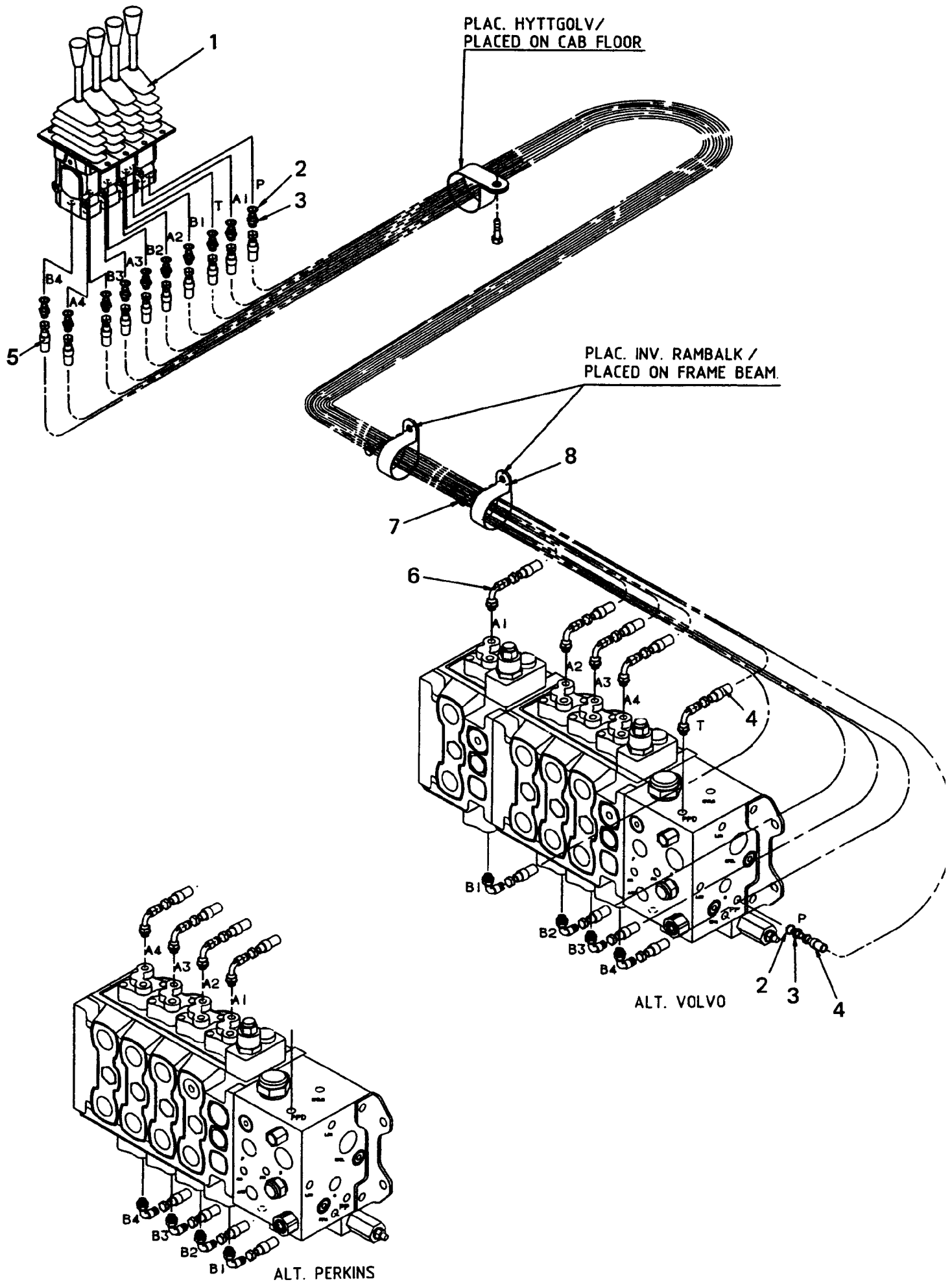
Reservdelar - Spare parts

1258	Utgåva Issue		Bild nr Picture No		Högtrycksfilter 920523.0007		High pressure filter 920523.0007		
	980615		21757						
0100 0105 0110 0115	Pos. Fig.	Antal/Quantity			Art nr Part No	Benämning	Description	Sats Kit	Anmärkning Notes
	1	1			920523.0007	Högtrycksfilter	High pressure filter		
	2	1			923110.0078	•Filterinsats	•Filter insert		
	3	1			923110.0209	•Tätningssats	•Seal kit		
4	1			923458.0789	•Ventil	•Valve			



Reservdelar - Spare parts
70
93

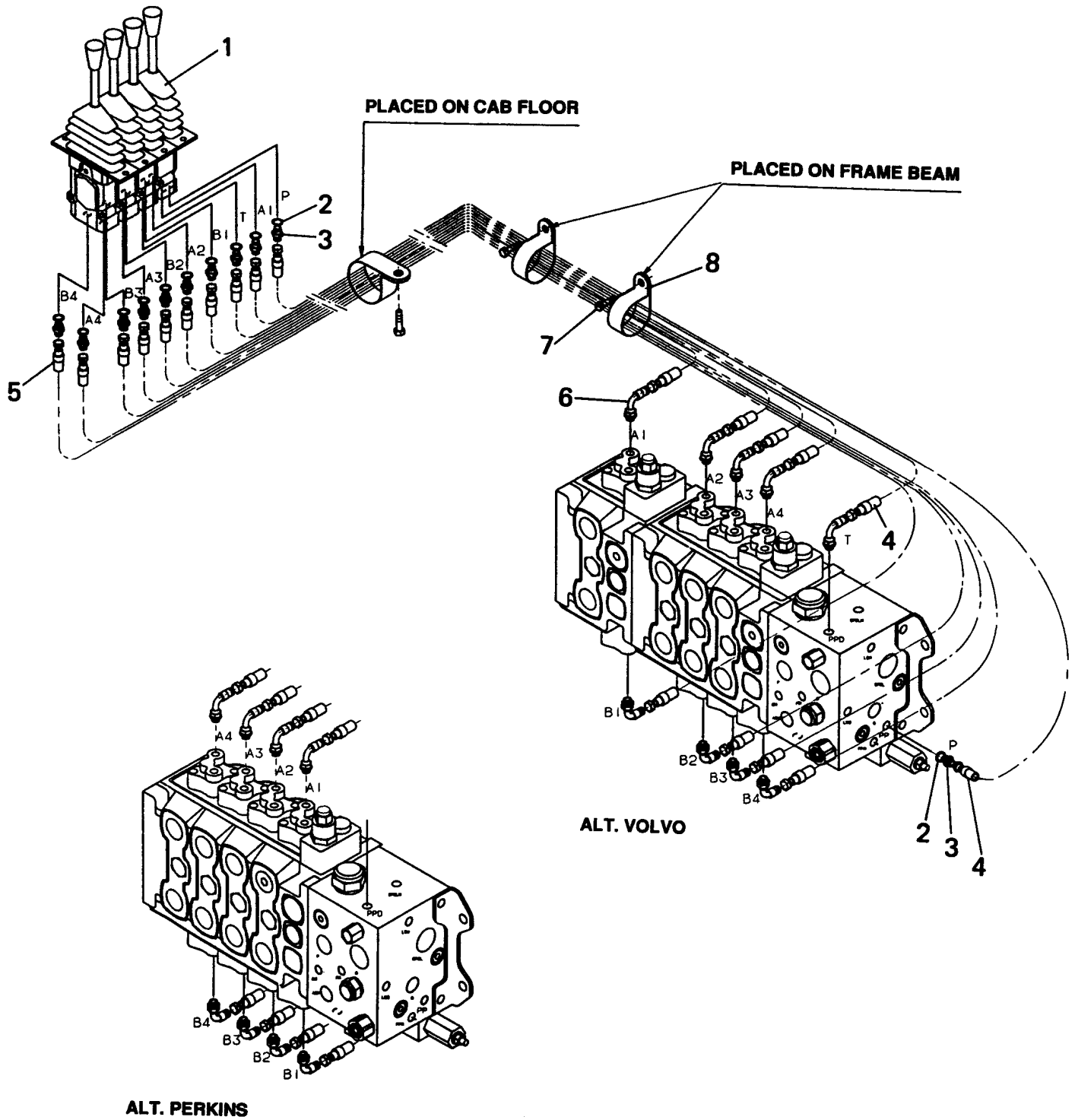
1259	Utgåva Issue		Bild nr Picture No		Montering andningsfilter, hydraultank 358752.0100		Mounting breating filter, hydraulic oil tank 358752.0100	
	980615		22498					
Pos. Fig.	Antal/Quantity			Art nr Part No	Benämning	Description	Sats Kit	Anmärkning Notes
0020	1	1		358752.0100	Monteringssats	Mounting kit		DRAWING NO.
0040	2	1		458755.0100	•Nippel	•Nipple		
0060	3	1		309171.0300	•Hydraulslang	•Hydraulic hose		
0080	4	1		3467	•Nippel	•Nipple		
0100	5	1		5938	•Tredoring	•Tredoring		
0120	6	1		358946.0100	•Fäste	•Bracket		
0140	7			920130.002	Andningsfilter	Breathing filter		
0160	8				Hydrauloljetank	Hydraulic oil tank		SEE GR 10, PAGE 5 SEE GR 10, PAGE 5



Reservdelar - Spare parts
70
95

1260

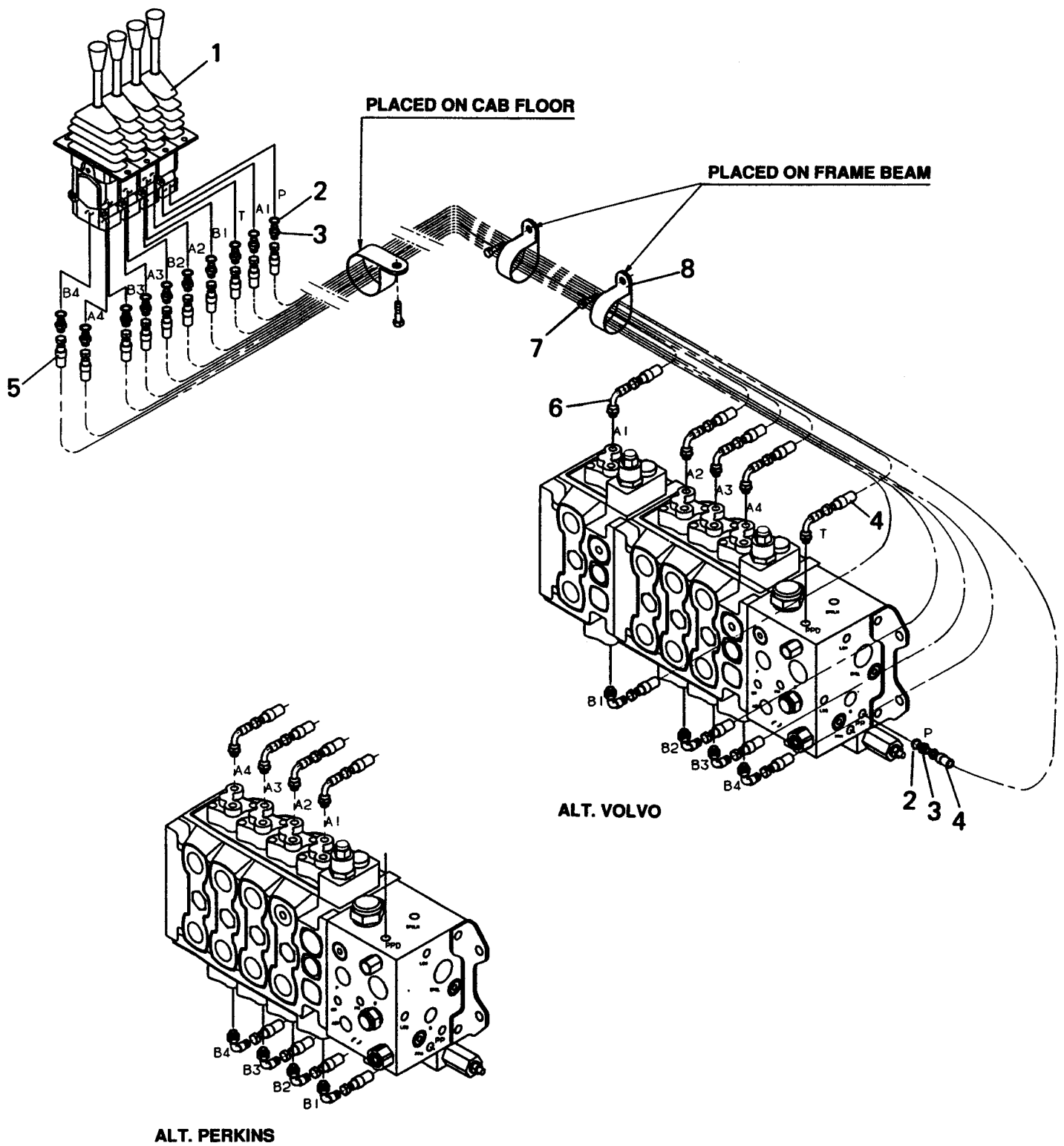
Utgåva Issue		Bild nr Picture No		Hydraulisk servo 4 sektioner, FFS A08490.0100		Hydraulic servo 4 sections, FFS A08490.0100		
Pos. Fig.	Antal/Quantity			Art nr Part No	Benämning	Description	Sats Kit	Anmärkning Notes
0	-			A08490.0100	Hydraulsystem	Hydraulic system		DRAWING NO. 4 SECTIONS SEE GR 70, PAGE 117
1	1			920113.034	Servoreglage	Servo controls		
2	11			5933	Tredoring	Tredoring		
3	11			3471	Adapter	Adapter		
4	2			350233.047	Hydraulslang	Hydraulic hose		
5	8			350233.058	Hydraulslang	Hydraulic hose		
6	9			923497.0001	Nippel	Nipple		
7	3			922357.0016	Skruv	Screw		
8	3			920125.003	Gummiklamma	Rubber clamp		



Reservdelar - Spare parts
70
97

1263

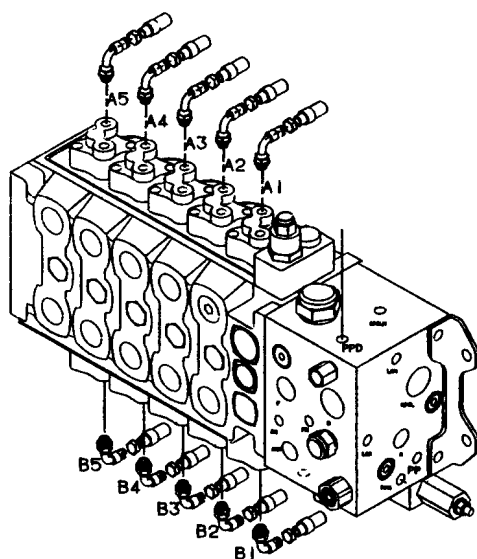
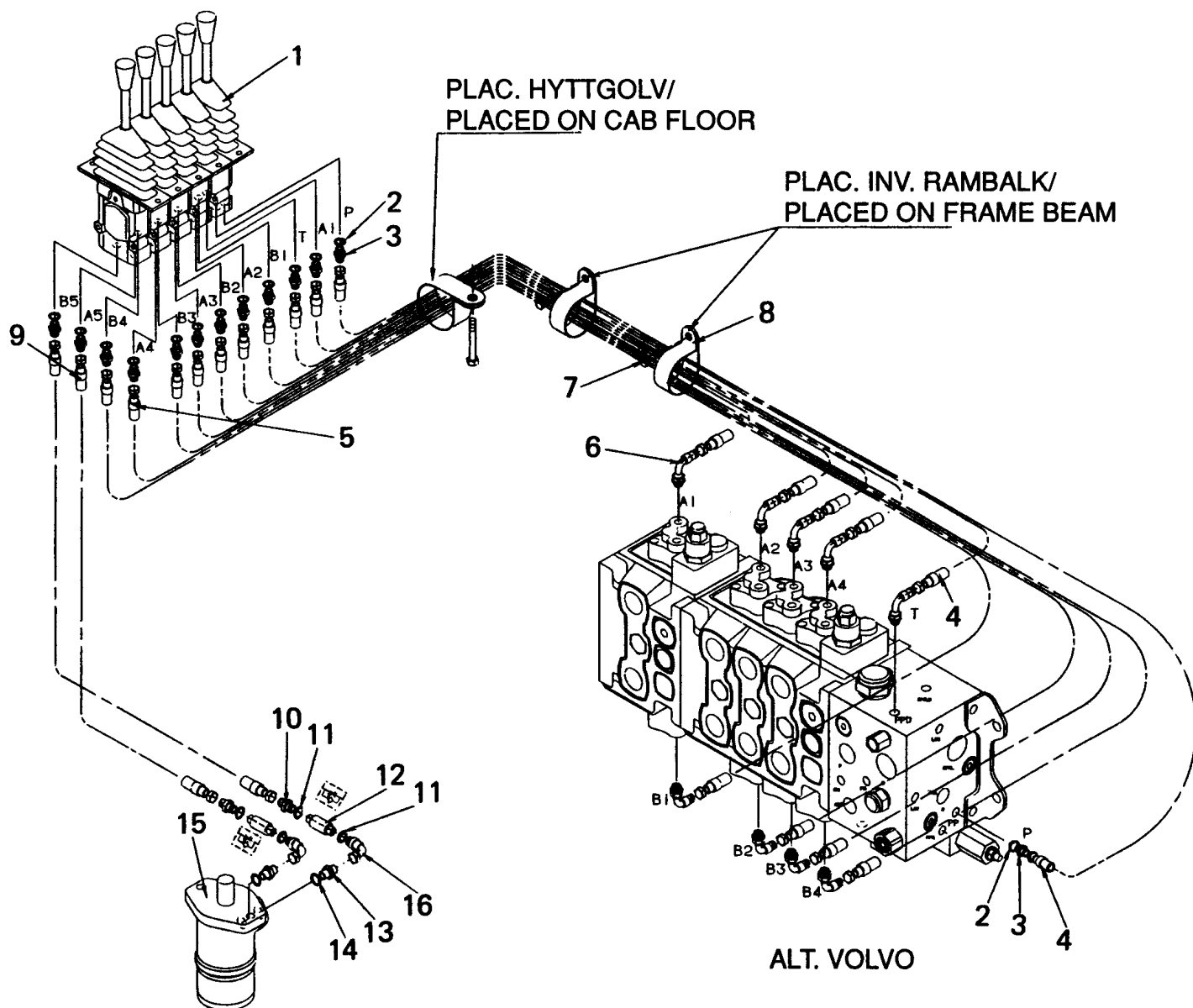
Utgåva Issue		Bild nr Picture No		Hydraulisk servo 4 sektioner,VRBFS A08490.0300		Hydraulic servo 4 sections,VRBFS A08490.0300		
Pos. Fig.	Antal/Quantity			Art nr Part No	Benämning	Description	Sats Kit	Anmärkning Notes
0	-			A08490.0300	Hydraulsystem	Hydraulic system		DRAWING NO. 4 SECTIONS SEE GR 70, PAGE 117
1	1			920113.034	Servoreglage	Servo controls		
2	11			5933	Tredoring	Tredoring		
3	11			3471	Adapter	Adapter		
4	2			350233.060	Hydraulslang	Hydraulic hose		
5	8			350233.047	Hydraulslang	Hydraulic hose		
6	9			923497.0001	Nippel	Nipple		
7	3			922357.0016	Skruv	Screw		
8	3			920125.004	Gummiklamma	Rubber clamp		



Reservdelar - Spare parts
70
99

1265

Utgåva Issue		Bild nr Picture No		Hydraulisk servo 4 sektioner,VRBFS A08490.0500		Hydraulic servo 4 sections,VRBFS A08490.0500		
980615		21802						
Pos. Fig.	Antal/Quantity			Art nr Part No	Benämning	Description	Sats Kit	Anmärkning Notes
0	-			A08490.0500	Hydraulsystem	Hydraulic system		DRAWING NO. 4 SECTIONS SEE GR 70, PAGE 117
1	1			920113.034	Servoreglage	Servo controls		
2	11			5933	Tredoring	Tredoring		
3	11			3471	Adapter	Adapter		
4	2			350233.046	Hydraulslang	Hydraulic hose		
5	8			350233.049	Hydraulslang	Hydraulic hose		
6	9			923497.0001	Nippel	Nipple		
7	3			922357.0016	Skruv	Screw		
8	3			920125.003	Gummiklamma	Rubber clamp		



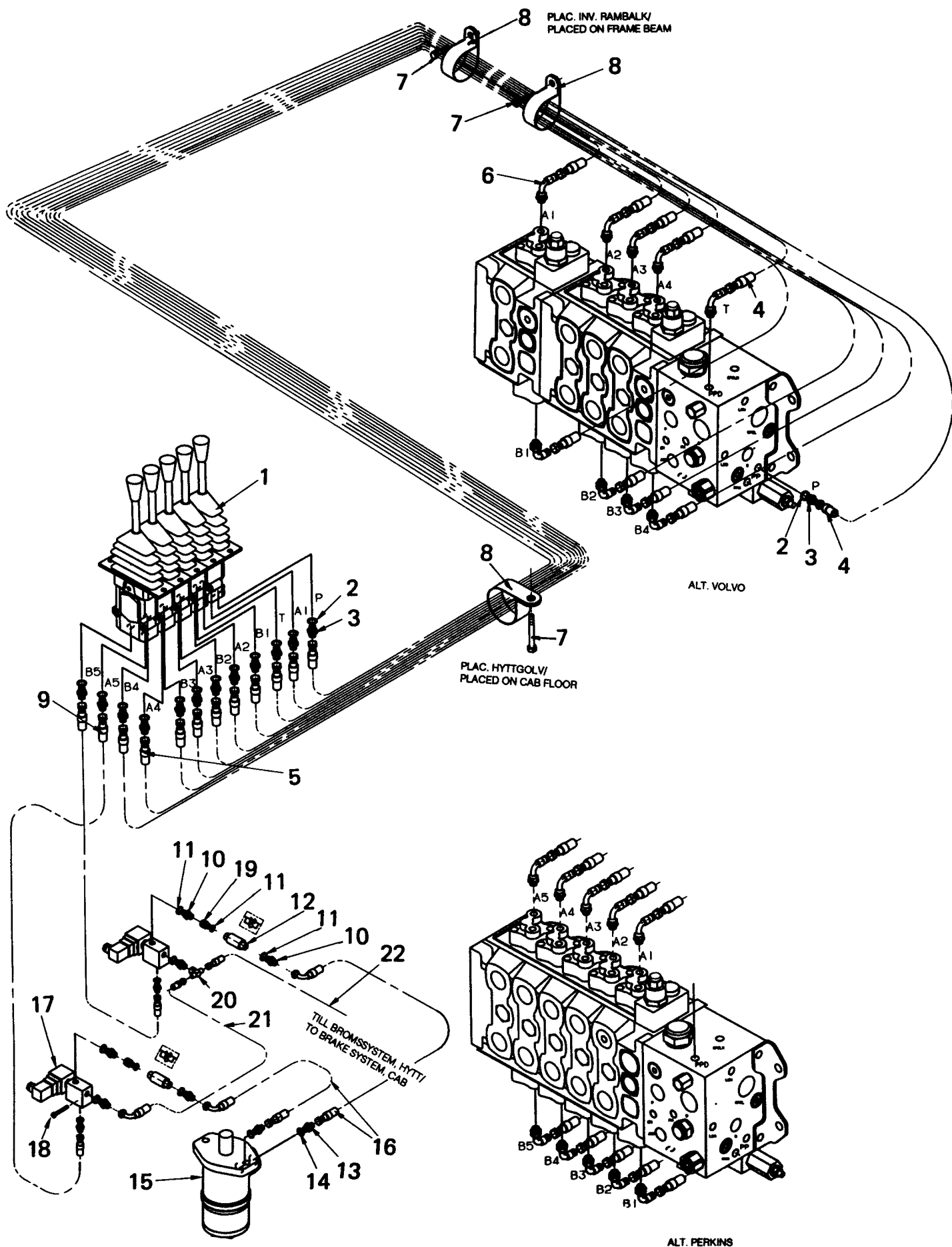
Reservdelar - Spare parts

70

101

1270

1270	Utgåva Issue		Bild nr Picture No		Hydraulisk servo 4+1 sektioner, VBFS A09503.0100		Hydraulic servo 4+1 sections, VBFS A09503.0100		
	Pos. Fig.	Antal/Quantity			Art nr Part No	Benämning	Description	Sats Kit	Anmärkning Notes
0010	0	-			A09503.0100	Hydraulsystem	Hydraulic system		DRAWING NO. 5 SECTIONS SEE GR 70, PAGE 117
0100	1	1			920113.033	Servoreglage	Servo controls		
0110									
0120	2	11			5933	Tredoring	Tredoring		
0140	3	11			3471	Adapter	Adapter		
0160	4	2			350233.068	Hydraulslang	Hydraulic hose		
0180	5	8			350233.060	Hydraulslang	Hydraulic hose		
0200	6	9			923497.0001	Nippel	Nipple		
0220	7	3			922357.0016	Skruv	Screw		
0240	8	3			920125.003	Gummiklamma	Rubber clamp		
0260	9	2			350233.070	Hydraulslang	Hydraulic hose		
0280	10	2			3471	Koppling	Fitting		
0300	11	4			5933	Tredoring	Tredoring		
0320	12	2			920081.001	Backventil	Check valve		
0340	13	2			920101.005	Koppling	Fitting		
0360	14	2			5936	Tredoring	Tredoring		
0380	15	1			920216.024	Hydraulmotor	Hydraulic motor		
0390		1			923120.0587	•Packningssats	•Gasket kit		
0400	16	1			923542.0001	Koppling	Fitting		



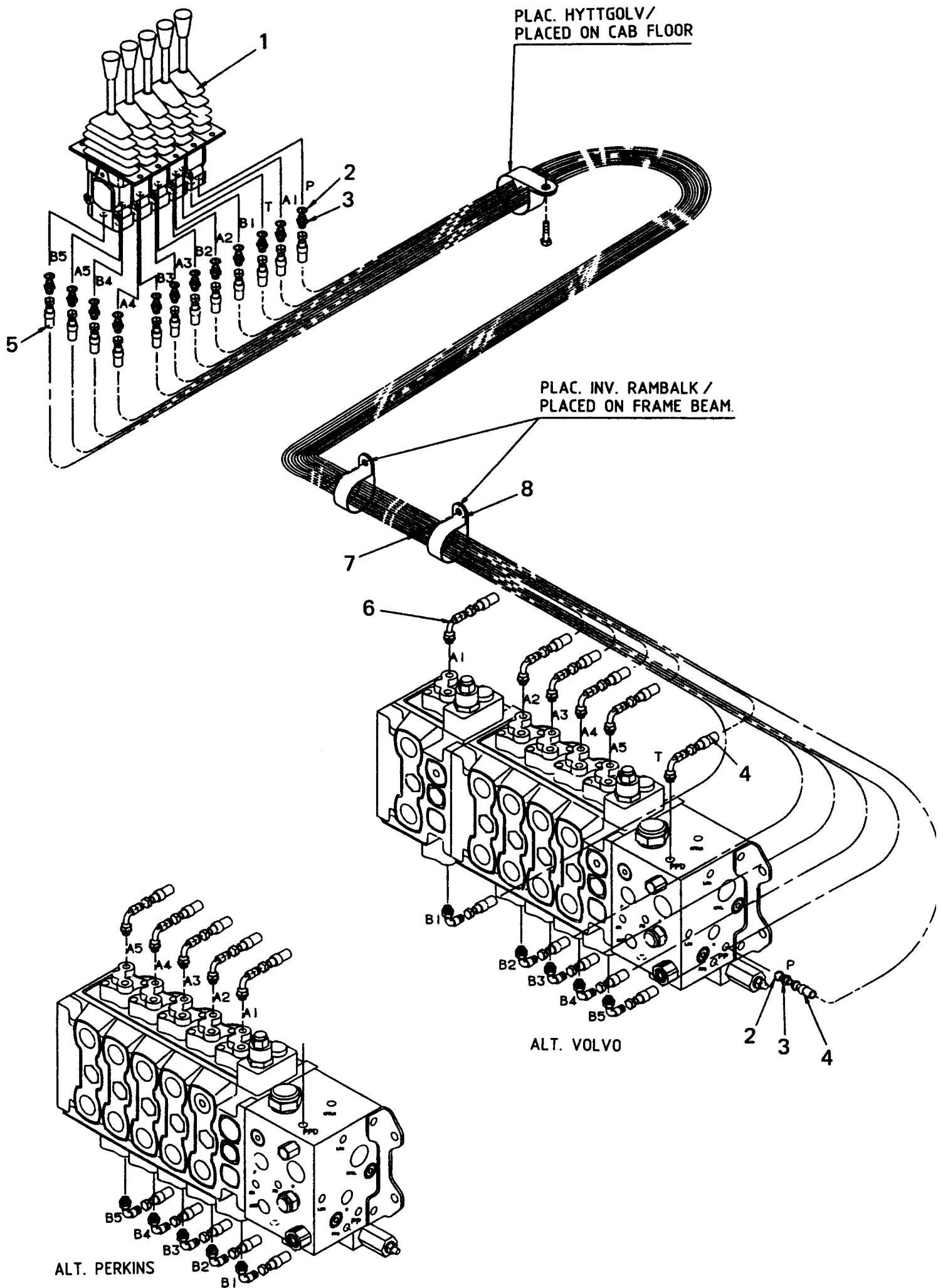
Reservdelar - Spare parts

70

103

1280

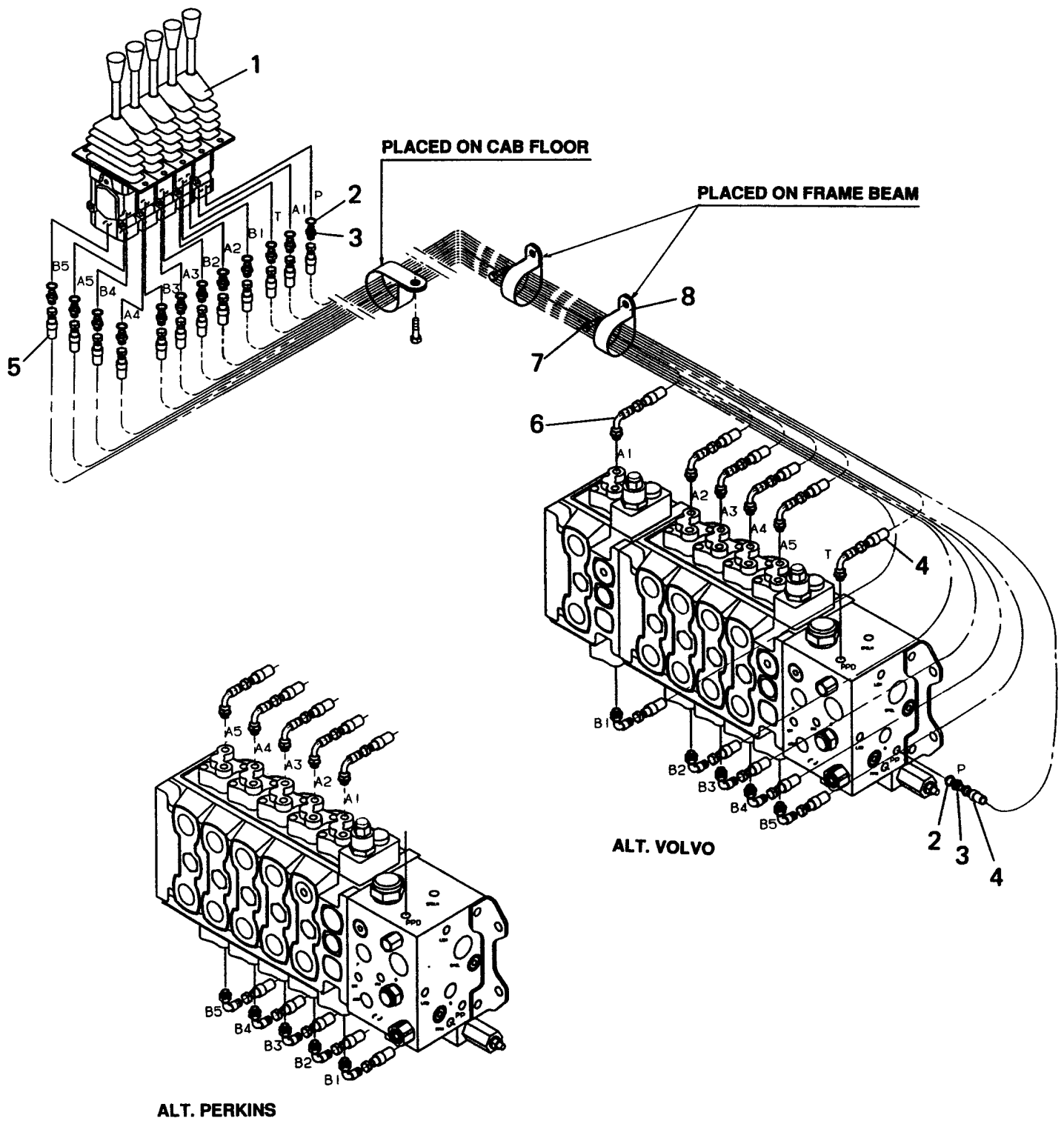
1280	Utgåva Issue		Bild nr Picture No		Hydraulisk servo 4+1 sektioner, VBFS A09503.0300		Hydraulic servo 4+1 sections, VBFS A09503.0300		
	Pos. Fig.	Antal/Quantity			Art nr Part No	Benämning	Description	Sats Kit	Anmärkning Notes
0010	0	-			A09503.0300	Hydraulsystem	Hydraulic system		DRAWING NO. 5 SECTIONS SEE GR 70, PAGE 117
0100	1	1			920113.033	Servoreglage	Servo controls		
0110									
0120	2	11			5933	Tredoring	Tredoring		
0140	3	11			3471	Adapter	Adapter		
0160	4	2			350233.068	Hydraulslang	Hydraulic hose		
0180	5	8			350233.060	Hydraulslang	Hydraulic hose		
0200	6	9			923497.0001	Nippel	Nipple		
0220	7	3			922357.0016	Skruv	Screw		
0240	8	3			920125.003	Gummiklamma	Rubber clamp		
0260	9	2			350233.070	Hydraulslang	Hydraulic hose		
0280	10	2			3471	Koppling	Fitting		
0300	11	10			5933	Tredoring	Tredoring		
0320	12	2			920081.001	Backventil	Check valve		
0340	13	2			920101.005	Koppling	Fitting		
0360	14	2			5936	Tredoring	Tredoring		
0380	15	1			920216.024	Hydraulmotor	Hydraulic motor		
0390		1			923120.0587	•Packningssats	•Gasket kit		
0400	16	2			350235.004	Hydraulslang	Hydraulic hose		
0420	17	2			922143.0017	Magnetventil	Magnetic valve		
0440	18	2			3082	Skruv	Screw		
0460	19	1			920834.0010	Koppling	Fitting		
0480	20	1			922124.0002	Koppling	Fitting		
0500	21	1			350235.043	Hydraulslang	Hydraulic hose		
0520	22	1			350235.009	Hydraulslang	Hydraulic hose		



Reservdelar - Spare parts
70
105

1310

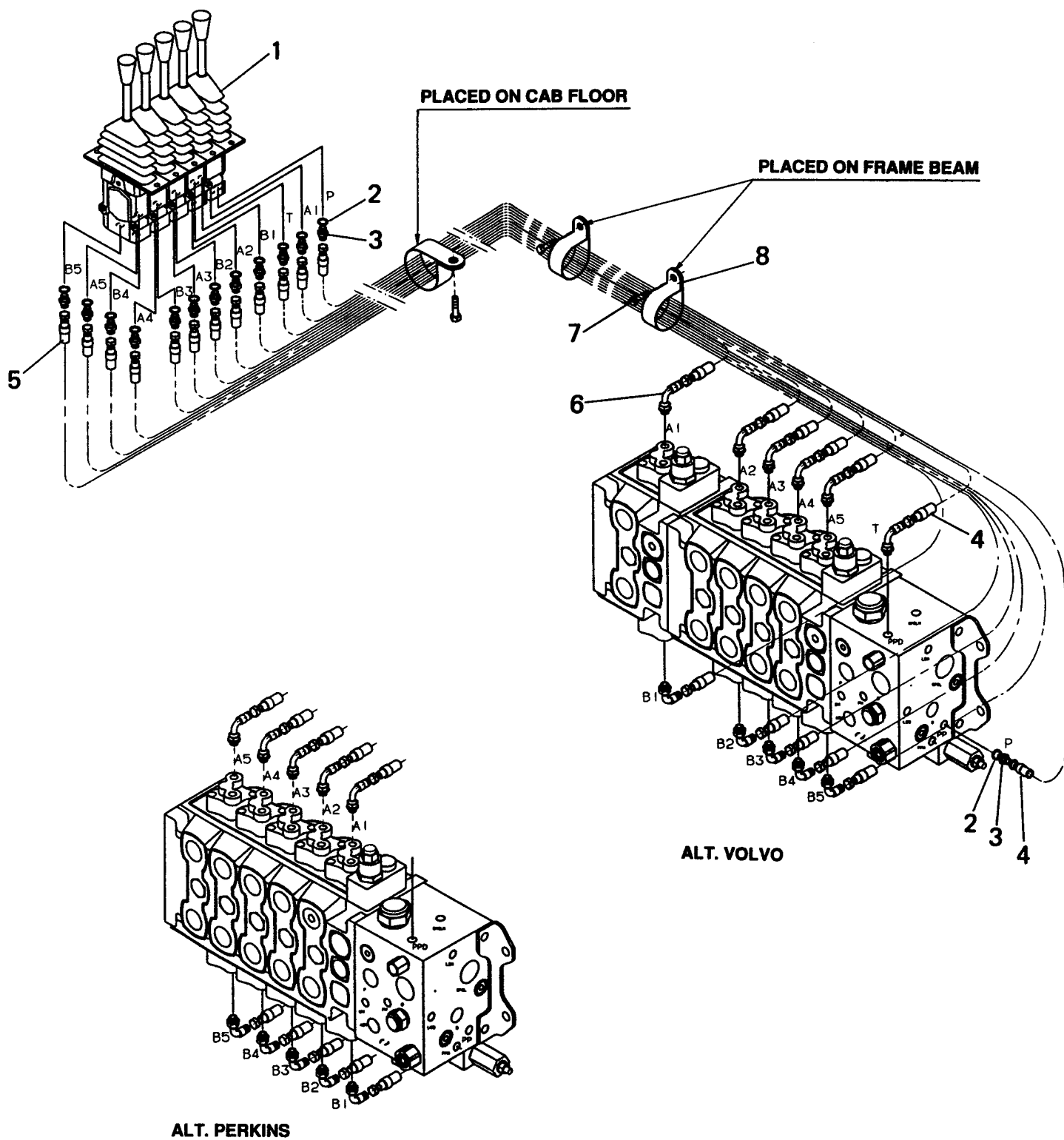
Utgåva Issue		Bild nr Picture No		Hydraulisk servo 5 sektioner, FFS A08490.0200		Hydraulic servo 5 sections, FFS A08490.0200		
Pos. Fig.	Antal/Quantity			Art nr Part No	Benämning	Description	Sats Kit	Anmärkning Notes
0	-			A08490.0200	Hydraulsystem	Hydraulic system		DRAWING NO. 5 SECTIONS SEE GR 70, PAGE 117
1	1			920113.033	Servoreglage	Servo controls		
2	13			5933	Tredoring	Tredoring		
3	13			3471	Adapter	Adapter		
4	2			350233.047	Hydraulslang	Hydraulic hose		
5	10			350233.058	Hydraulslang	Hydraulic hose		
6	11			923497.0001	Nippel	Nipple		
7	3			922357.0016	Skruv	Screw		
8	3			920125.003	Gummiklamma	Rubber clamp		



Reservdelar - Spare parts
70
107

1313

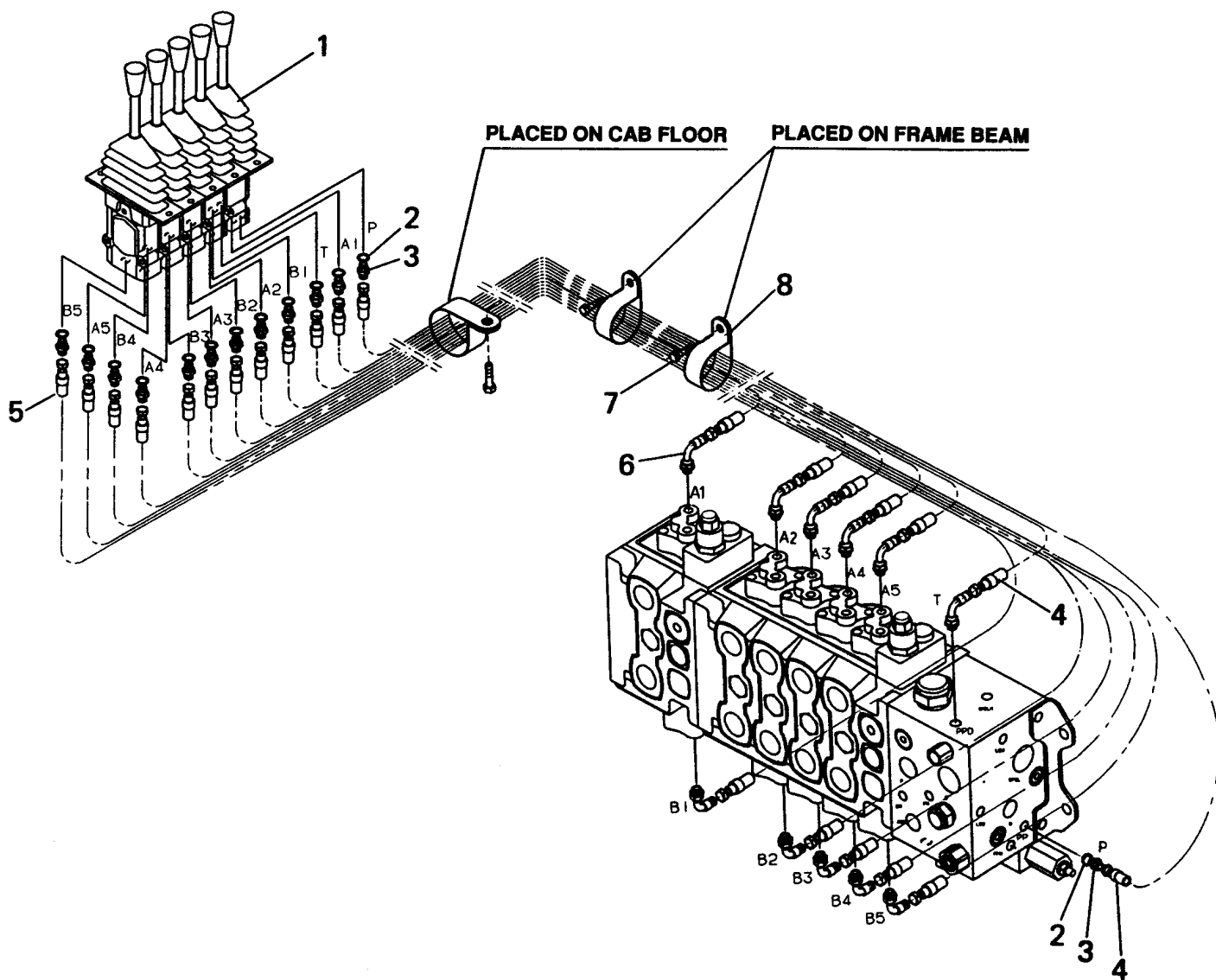
Utgåva Issue		Bild nr Picture No		Hydraulisk servo 5 sektioner,VRBFS A08490.0400		Hydraulic servo 5 sections,VRBFS A08490.0400		
Pos. Fig.	Antal/Quantity			Art nr Part No	Benämning	Description	Sats Kit	Anmärkning Notes
0	-			A08490.0400	Hydraulsystem	Hydraulic system		DRAWING NO. 5 SECTIONS SEE GR 70, PAGE 117
1	1			920113.033	Servoreglage	Servo controls		
2	13			5933	Tredoring	Tredoring		
3	13			3471	Adapter	Adapter		
4	2			350233.060	Hydraulslang	Hydraulic hose		
5	10			350233.047	Hydraulslang	Hydraulic hose		
6	11			923497.0001	Nippel	Nipple		
7	3			922357.0016	Skruv	Screw		
8	3			920125.004	Gummiklamma	Rubber clamp		



Reservdelar - Spare parts
70
109

1315

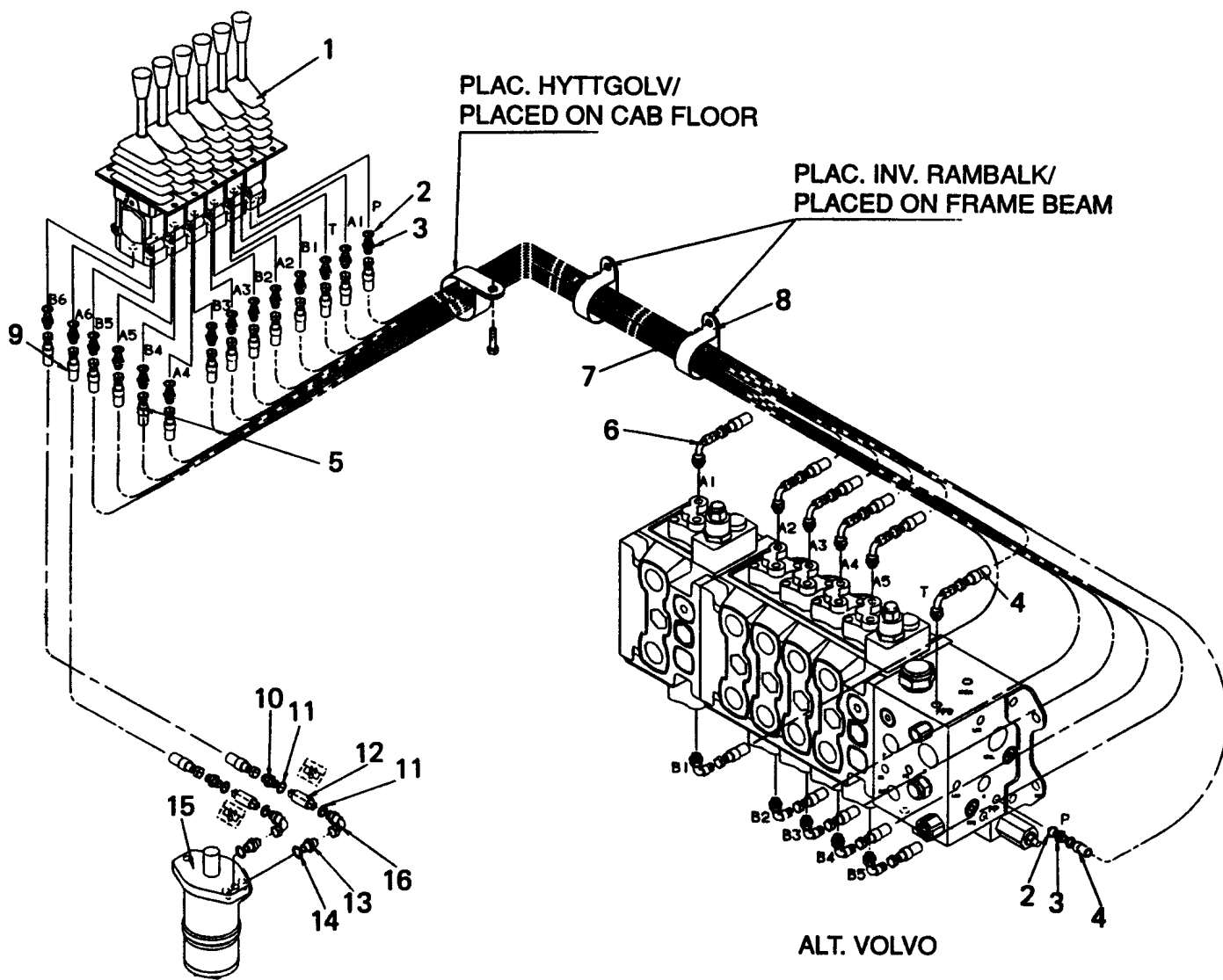
Utgåva Issue		Bild nr Picture No		Hydraulisk servo 5 sektioner,VRBFS A08490.0600		Hydraulic servo 5 sections,VRBFS A08490.0600		
Pos. Fig.	Antal/Quantity			Art nr Part No	Benämning	Description	Sats Kit	Anmärkning Notes
0	-			A08490.0600	Hydraulsystem	Hydraulic system		DRAWING NO. 5 SECTIONS SEE GR 70, PAGE 117
1	1			920113.033	Servoreglage	Servo controls		
2	13			5933	Tredoring	Tredoring		
3	13			3471	Adapter	Adapter		
4	2			350233.046	Hydraulslang	Hydraulic hose		
5	10			350233.049	Hydraulslang	Hydraulic hose		
6	11			923497.0001	Nippel	Nipple		
7	3			922357.0016	Skruv	Screw		
8	3			920125.003	Gummiklamma	Rubber clamp		



Reservdelar - Spare parts
70
111

1317

Utgåva Issue		Bild nr Picture No		Hydraulisk servo 5 sektioner A08490.0800		Hydraulic servo 5 sections A08490.0800		
Pos. Fig.	Antal/Quantity			Art nr Part No	Benämning	Description	Sats Kit	Anmärkning Notes
0	-			A08490.0800	Hydraulsystem	Hydraulic system		DRAWING NO. 5 SECTIONS SEE GR 70, PAGE 117
1	1			920113.033	Servoreglage	Servo controls		
2	13			5933	Tredoring	Tredoring		
3	13			3471	Adapter	Adapter		
4	2			350233.067	Hydraulslang	Hydraulic hose		
5	10			350233.062	Hydraulslang	Hydraulic hose		
6	11			923497.0001	Nippel	Nipple		
7	3			922357.0016	Skruv	Screw		
8	3			920125.003	Gummiklamma	Rubber clamp		



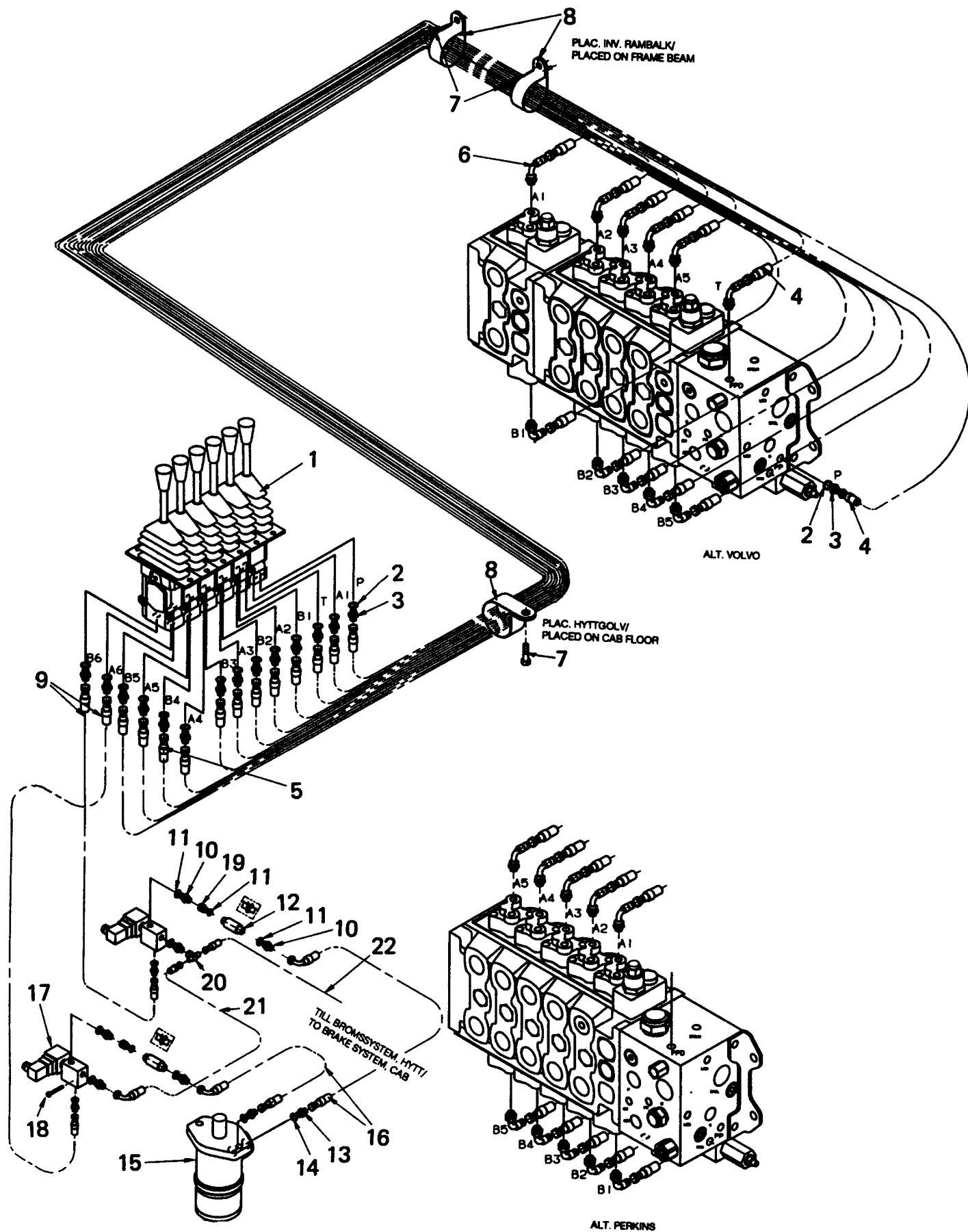
Reservdelar - Spare parts

70

113

1320

1320	Utgåva Issue		Bild nr Picture No		Hydraulisk servo 5+1 sektioner, VBFS A09503.0200		Hydraulic servo 5+1 sections, VBFS A09503.0200		
	980615	16634							
	Pos. Fig.	Antal/Quantity			Art nr Part No	Benämning	Description	Sats Kit	Anmärkning Notes
0010	0	-			A09503.0200	Hydraulsystem	Hydraulic system		DRAWING NO. 6 SECTIONS SEE GR 70, PAGE 117
0100	1	1			920113.036	Servoreglage	Servo controls		
0110									
0120	2	13			5933	Tredoring	Tredoring		
0140	3	13			3471	Adapter	Adapter		
0160	4	2			350233.068	Hydraulslang	Hydraulic hose		
0180	5	10			350233.060	Hydraulslang	Hydraulic hose		
0200	6	11			923497.0001	Nippel	Nipple		
0220	7	3			922357.0016	Skruv	Screw		
0240	8	3			920125.003	Gummiklamma	Rubber clamp		
0260	9	2			350233.070	Hydraulslang	Hydraulic hose		
0280	10	2			3471	Koppling	Fitting		
0300	11	4			5933	Tredoring	Tredoring		
0320	12	2			920081.001	Backventil	Check valve		
0340	13	2			920101.005	Koppling	Fitting		
0360	14	2			5936	Tredoring	Tredoring		
0380	15	1			920216.024	Hydraulmotor	Hydraulic motor		
0390		1			923120.0587	•Packningssats	•Gasket kit		
0400	16	1			923542.0001	Koppling	Fitting		



Reservdelar - Spare parts

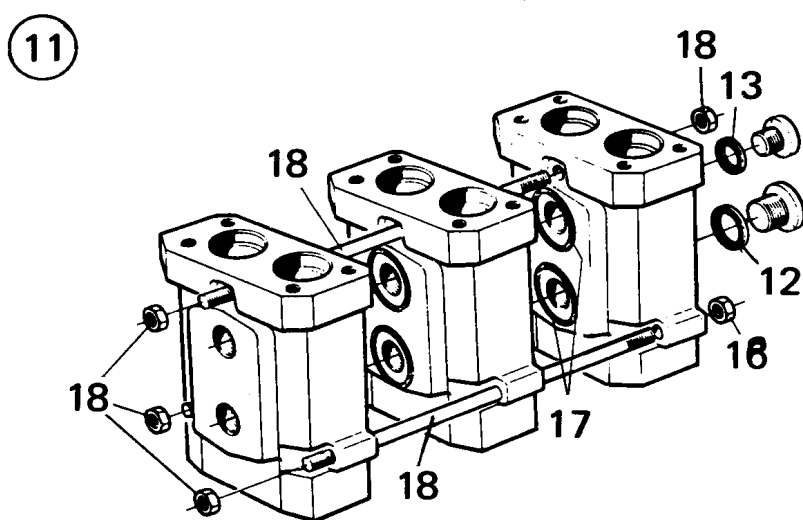
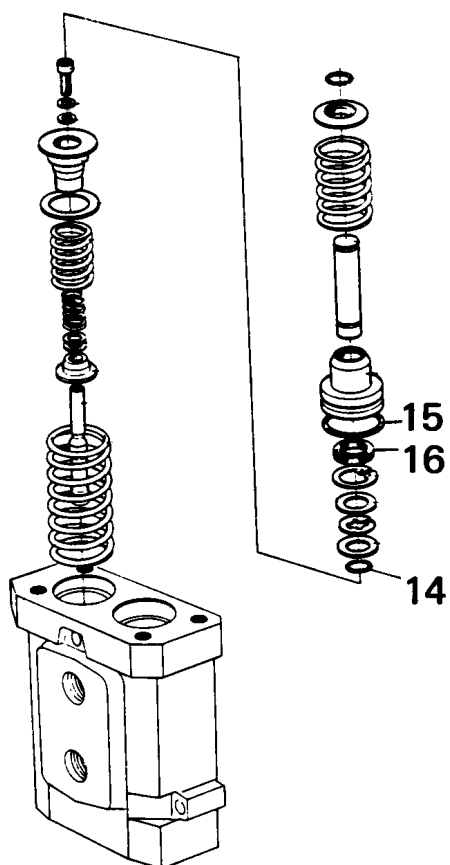
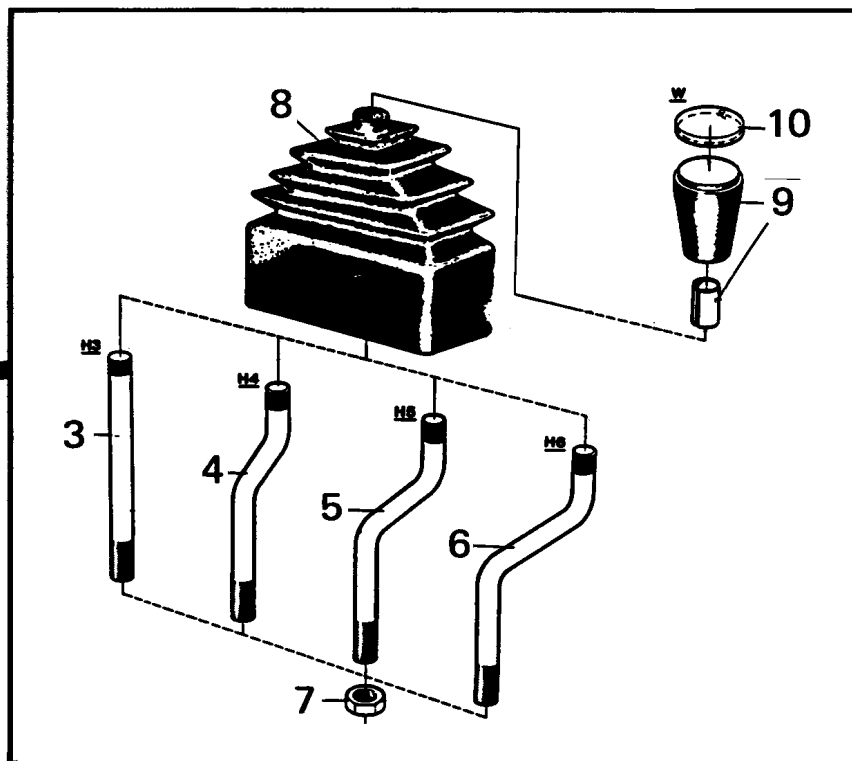
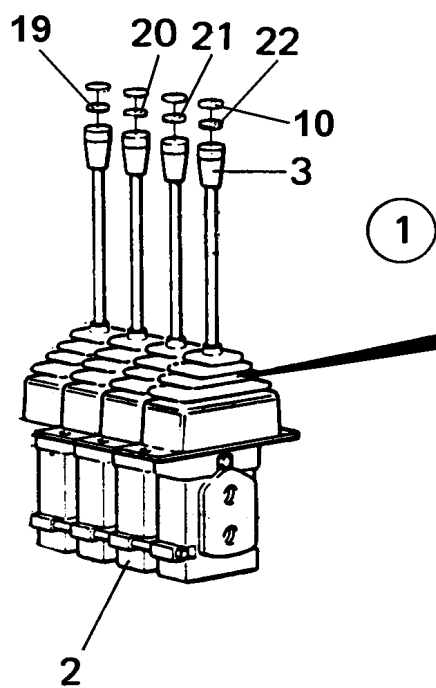
70

115

1325

1325

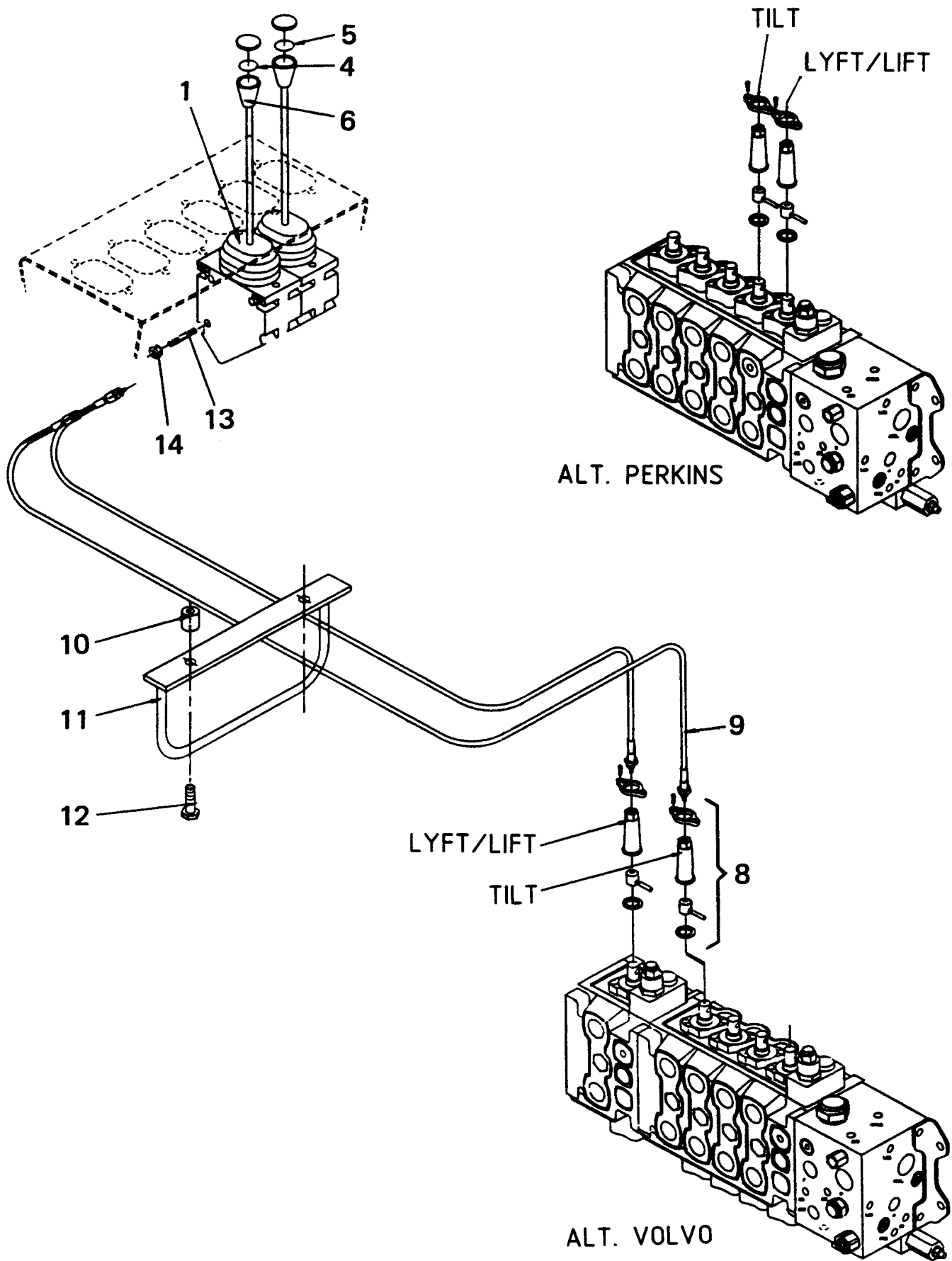
Utgåva Issue	Bild nr Picture No	Hydraulisk servo 5+1 sektioner, VBFS A09503.0400		Hydraulic servo 5+1 sections, VBFS A09503.0400				
980615	20705							
Pos. Fig.	Antal/Quantity			Art nr Part No	Benämning	Description	Sats Kit	Anmärkning Notes
0010	0	-		A09503.0400	Hydraulsystem	Hydraulic system		DRAWING NO. 6 SECTIONS SEE GR 70, PAGE 117
0100	1	1		920113.036	Servoreglage	Servo controls		
0110								
0120	2	13		5933	Tredoring	Tredoring		
0140	3	13		3471	Adapter	Adapter		
0160	4	2		350233.068	Hydraulslang	Hydraulic hose		
0180	5	10		350233.060	Hydraulslang	Hydraulic hose		
0200	6	11		923497.0001	Nippel	Nipple		
0220	7	3		922357.0016	Skruv	Screw		
0240	8	3		920125.003	Gummiklamma	Rubber clamp		
0260	9	2		350233.070	Hydraulslang	Hydraulic hose		
0280	10	8		3471	Koppling	Fitting		
0300	11	10		5933	Tredoring	Tredoring		
0320	12	2		920081.001	Backventil	Check valve		
0340	13	2		920101.005	Koppling	Fitting		
0360	14	2		5936	Tredoring	Tredoring		
0380	15	1		920216.024	Hydraulmotor	Hydraulic motor		
0390		1		923120.0587	•Packningssats	•Gasket kit		
0400	16	2		350235.004	Hydraulslang	Hydraulic hose		
0420	17	2		922143.0017	Magnetventil	Magnetic valve		
0440	18	2		3082	Skruv	Screw		
0460	19	1		920834.0010	Koppling	Fitting		
0480	20	1		922124.0002	Koppling	Fitting		
0500	21	1		350235.043	Hydraulslang	Hydraulic hose		
0520	22	1		350235.009	Hydraulslang	Hydraulic hose		



Reservdelar - Spare parts

1330

1330	Utgåva Issue		Bild nr Picture No		Servoreglage 920113.033, .034, .036		Servo controls 920113.033, .034, .036		
	980615		23623						
	Pos. Fig.	Antal/Quantity			Art nr Part No	Benämning	Description	Sats Kit	Anmärkning Notes
		9201 13. 033	9201 13. 034	9201 13. 036					
0020	1	1			920113.033	Servoreglage	Servo controls		5 SECTIONS
0040			1		920113.034	Servoreglage	Servo controls		4 SECTIONS
0060				1	920113.036	Servoreglage	Servo controls		6 SECTIONS
0080	2	5	4	6	923636.0461	•Manöverventil	•Control valve		MED TILTSPAK /
0100									WITH TILT LEVER
0120	3	1	1	1	923109.0977	•Spak	•Lever		KPL,INCL. FIG. 7-10
0140	4	2	2	2	923636.0356	•Spak	•Lever		KPL,INCL. FIG. 7-10
0160	5	2	1	2	923636.0879	•Spak	•Lever		KPL,INCL. FIG. 7-10
0180	6			1	923736.0736	•Spak	•Lever		KPL,INCL. FIG. 7-10
0200	7	5	4	6		•Mutter	•Nut		N.S.S., INCL. IN
0220									FIG. 3-6
0240	8	5	4	6	921357.0003	•Gummibälg	•Rubber bellows		
0260	9	5	4	6	923349.0056	•Knopp	•Knob		
0280	10	5	4	6	923349.0057	•Lins	•Lens		
0300	11	10	8	12	425808.0300	•Packningssats	•Gasket kit		2 FOR EACH SECTION
0320	12	10	8	12	5933	•Tredoring	•Tredoring		
0340	13	10	8	12	921777.0001	•Tredoring	•Tredoring		
0360	14	10	8	12	923120.0059	•O-ring	•O-ring		
0380	15	10	8	12	923120.0060	•O-ring	•O-ring		
0400	16	10	8	12	923120.0061	•Tätning	•Seal		
0420	17	20	16	24	923120.0120	•O-ring	•O-ring		
0440	18	1			923120.0092	•Dragstång	•Pull rod		5 SECTIONS SET / SATS
0460			1		923120.0087	•Dragstång	•Pull rod		4 SECTIONS SET / SATS
0480				1	923468.0703	•Dragstång	•Pull rod		6 SECTIONS SET / SATS
0500	19	1	1	1	340444.0100	•Symbolbricka	•Symbol plate		LYFT / LIFTING
0520	20	1	1	1	340444.0200	•Symbolbricka	•Symbol plate		TILT
0540	21	1	1	1	340444.0300	•Symbolbricka	•Symbol plate		GAFFELSPR. / FORK SPR
0560	22	1	1	1	340444.0400	•Symbolbricka	•Symbol plate		SIDOF. / SIDE SHIFT
0580		1	1	1	340444.0500	•Symbolbricka	•Symbol plate		S V
0600		1	1	1	340444.0600	•Symbolbricka	•Symbol plate		S H



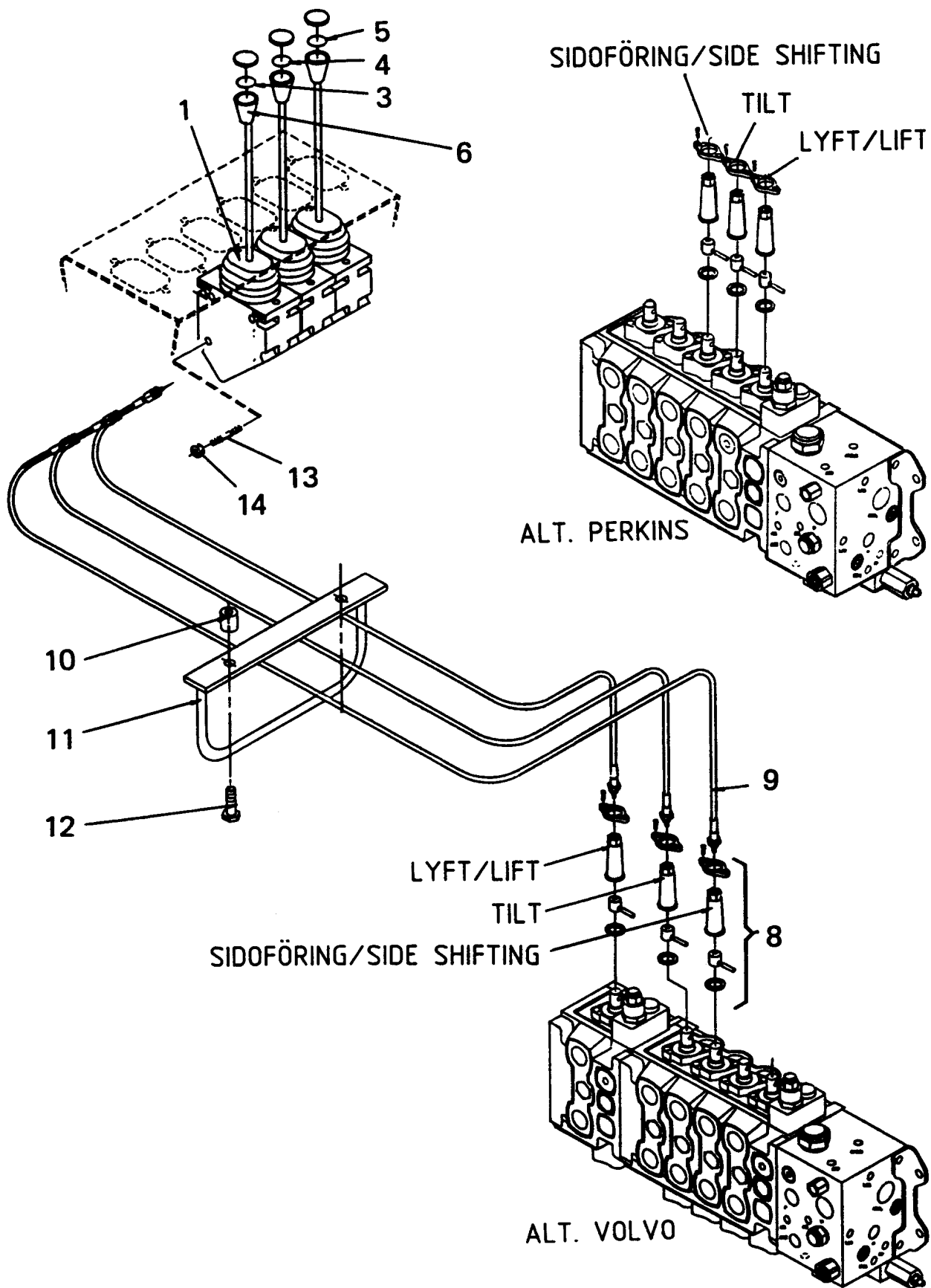
Reservdelar - Spare parts

70

119

1350

Utgåva Issue		Bild nr Picture No		Mekaniska spakar 2 sektioner A07944.0400		Mechanical controls 2 sections A07944.0400		
Pos. Fig.	Antal/Quantity			Art nr Part No	Benämning	Description	Sats Kit	Anmärkning Notes
0	-			A07944.0400	Hydraulsystem	Hydraulic system		DRAWING NO. 2 SECTIONS,KPL
1	2			920930.0028	Reglage	Control		
	2			923468.0938	•Reglage	•Control		
	2			923468.0540	•Gummibälg	•Rubber bellows		
	2			923468.0939	•Spak	•Lever		
2								NOT USED NOT USED TILT HÖJ-SÄNK / LIFT-LOWER
3								
4	1			340444.0200	Symbolbricka	Symbol plate		
5	1			340444.0100	Symbolbricka	Symbol plate		
6	2			921614.0001	Kula	Ball		NOT USED L=2100
	2			923120.0642	•Lins	•Lens		
7								
8	2			923233.0002	Monteringssats	Mounting kit		
9	2			922442.0060	Reglagekabel	Control cable		
10	2			423922.0500	Distans	Spacer		
11	1			A07938.0100	Bygel	Yoke		
12	2			3073	Skruv	Screw		
13	2			A09389.0100	Dragstång	Pull rod		
14	4			921009.0003	Mutter	Nut		



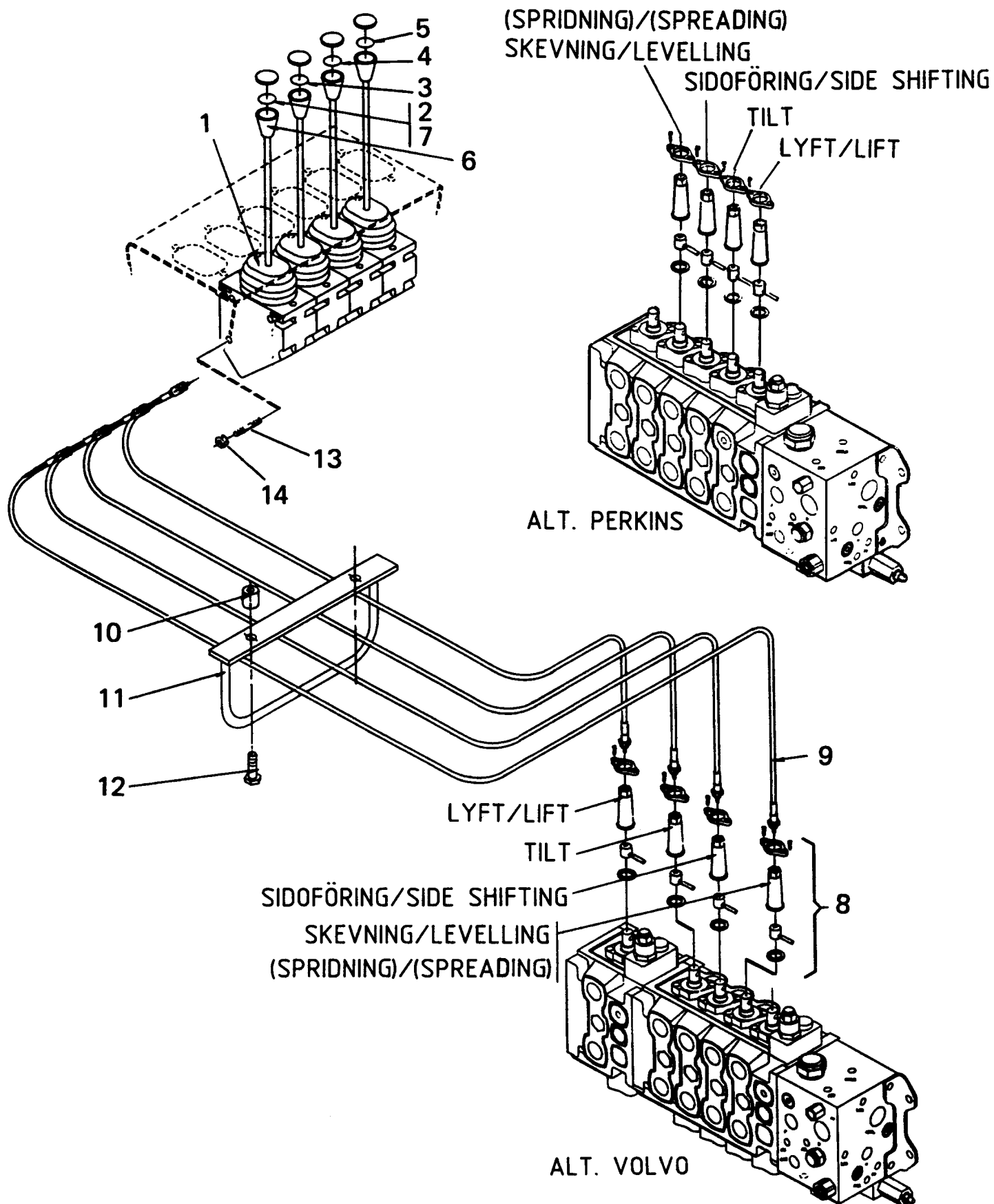
Reservdelar - Spare parts

70

121

1400

Utgåva Issue		Bild nr Picture No		Mekaniska spakar 3 sektioner A07944.0300		Mechanical controls 3 sections A07944.0300		
Pos. Fig.	Antal/Quantity			Art nr Part No	Benämning	Description	Sats Kit	Anmärkning Notes
0	-			A07944.0300	Hydraulsystem	Hydraulic system		DRAWING NO. 3 SECTIONS,KPL
1	3			920930.0028	Reglage	Control		
	3			923468.0938	•Reglage	•Control		
	3			923468.0540	•Gummibälg	•Rubber bellows		
	3			923468.0939	•Spak	•Lever		
2								NOT USED GAFFELSPR. / FORK SPR TILT HÖJ-SÄNK / LIFT-LOWER
3	1			340444.0300	Symbolbricka	Symbol plate		
4	1			340444.0200	Symbolbricka	Symbol plate		
5	1			340444.0100	Symbolbricka	Symbol plate		
6	3			921614.0001	Kula	Ball		NOT USED L=2100
	3			923120.0642	•Lins	•Lens		
7								
8	3			923233.0002	Monteringssats	Mounting kit		
9	3			922442.0060	Reglagekabel	Control cable		
10	2			423922.0500	Distans	Spacer		
11	1			A07938.0100	Bygel	Yoke		
12	2			3073	Skruv	Screw		
13	2			A09389.0100	Dragstång	Pull rod		
14	4			921009.0003	Mutter	Nut		



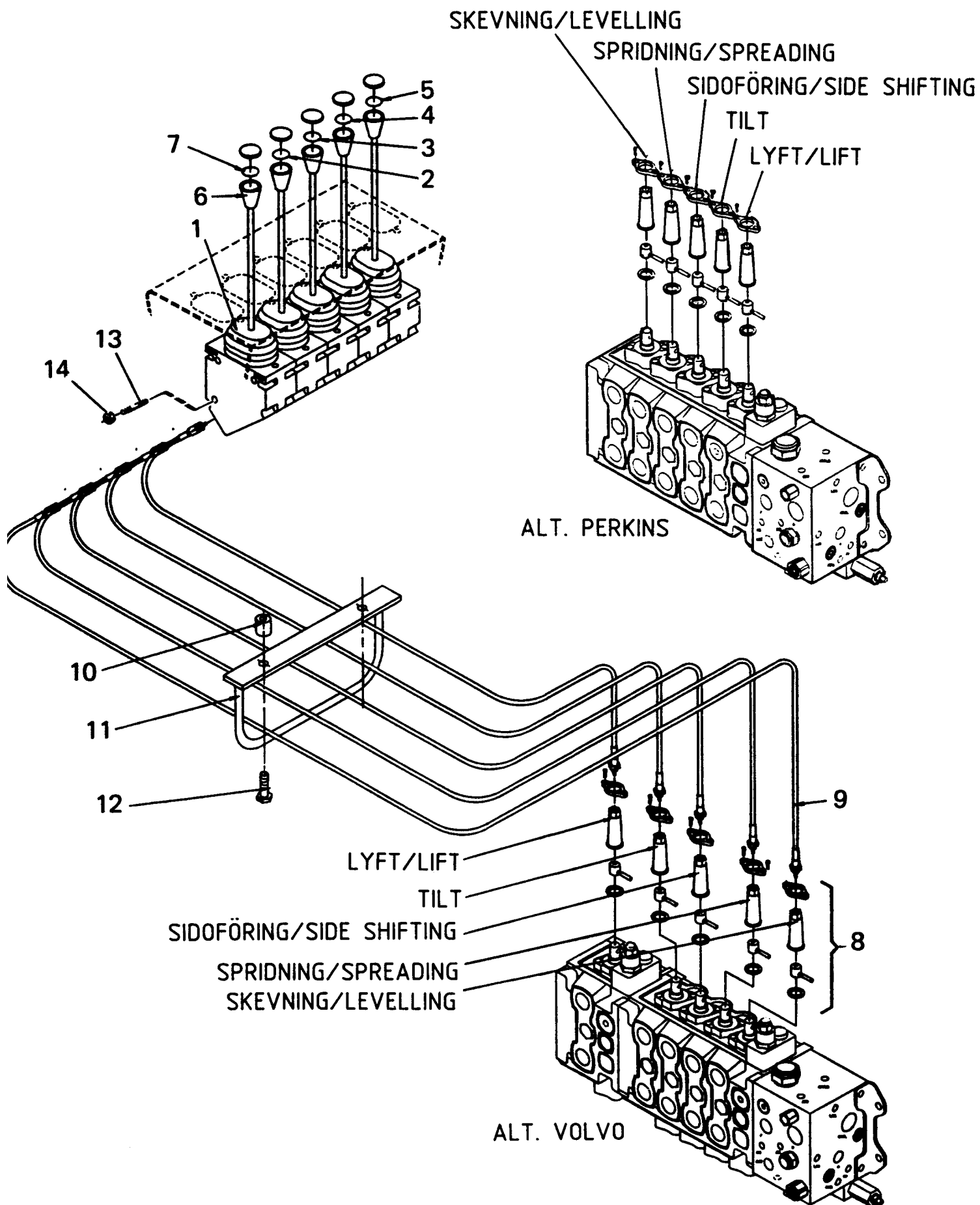
Reservdelar - Spare parts

70

123

1450

1450	Utgåva Issue		Bild nr Picture No		Mekaniska spakar 4 sektioner A07944.0100		Mechanical controls 4 sections A07944.0100		
	Pos. Fig.	Antal/Quantity			Art nr Part No	Benämning	Description	Sats Kit	Anmärkning Notes
0010	0	-			A07944.0100	Hydraulsystem	Hydraulic system		DRAWING NO. 4 SECTIONS,KPL
0080	1	4			920930.0028	Reglage	Control		
0085		4			923468.0938	•Reglage	•Control		
0090		4			923468.0540	•Gummibälg	•Rubber bellows		SIDOFÖRING/SIDE SHIFT GAFFELSPR. / FORK SPR TILT HÖJ-SÄNK / LIFT-LOWER
0095		4			923468.0939	•Spak	•Lever		
0100	2	1			340444.0400	Symbolbricka	Symbol plate		
0110	3	1			340444.0300	Symbolbricka	Symbol plate		S V S H
0120	4	1			340444.0200	Symbolbricka	Symbol plate		
0140	5	1			340444.0100	Symbolbricka	Symbol plate		
0160	6	4			921614.0001	Kula	Ball		L=2100
0165		4			923120.0642	•Lins	•Lens		
0170	7	1			340444.0500	Symbolbricka	Symbol plate		
0175		1			340444.0600	Symbolbricka	Symbol plate		
0180	8	4			923233.0002	Monteringssats	Mounting kit		
0200	9	4			922442.0060	Reglagekabel	Control cable		
0220	10	2			423922.0500	Distans	Spacer		
0240	11	1			A07938.0100	Bygel	Yoke		
0260	12	2			3073	Skruv	Screw		
0280	13	2			A09389.0100	Dragstång	Pull rod		
0300	14	4			921009.0003	Mutter	Nut		



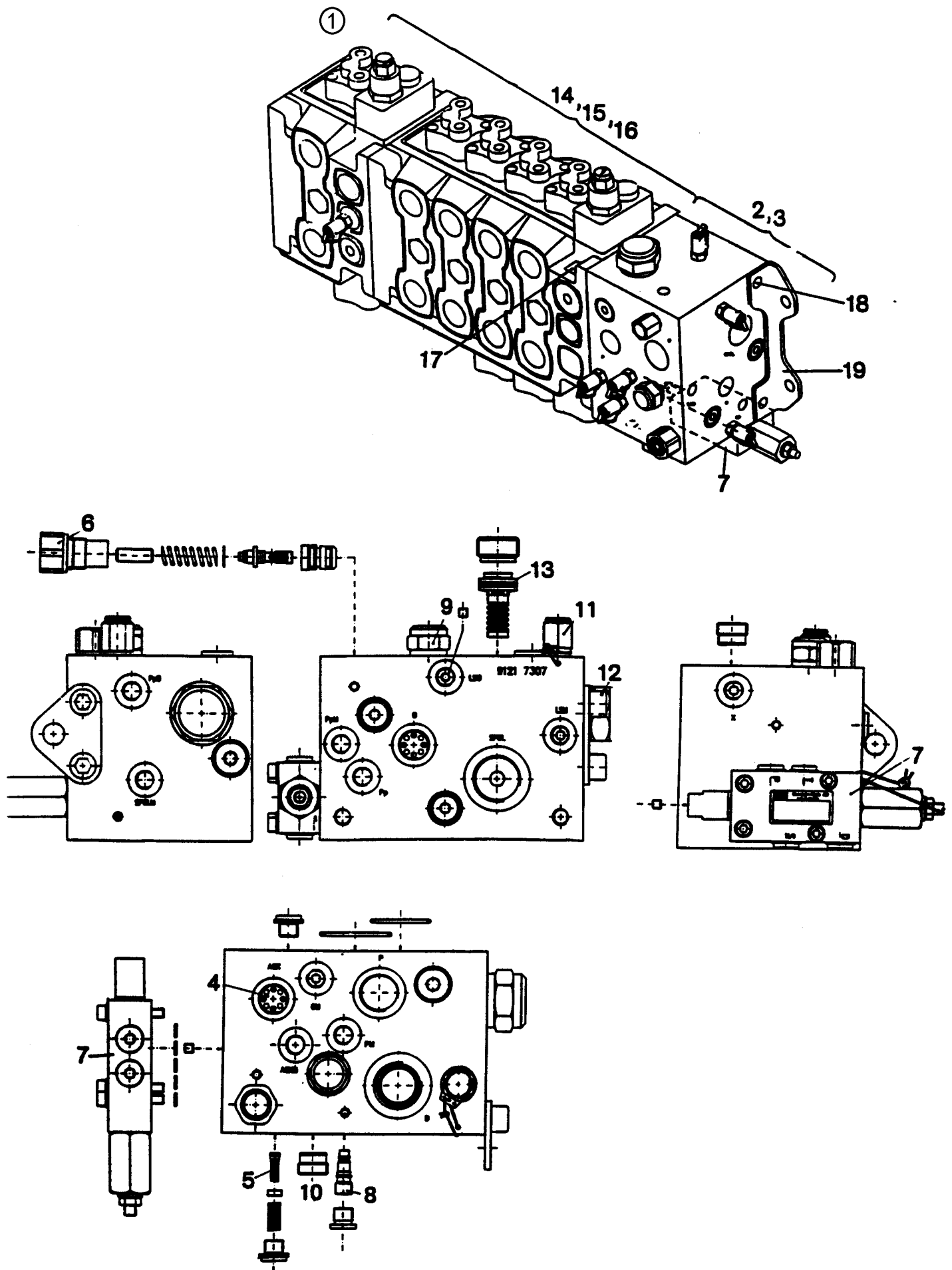
Reservdelar - Spare parts

70

125

1500

1500	Utgåva Issue		Bild nr Picture No		Mekaniska spakar 5 sektioner A07944.0200		Mechanical controls 5 sections A07944.0200		
	Pos. Fig.	Antal/Quantity			Art nr Part No	Benämning	Description	Sats Kit	Anmärkning Notes
0010	0	-			A07944.0200	Hydraulsystem	Hydraulic system		DRAWING NO. 5 SECTIONS,KPL
0080	1	5			920930.0028	Reglage	Control		
0085		5			923468.0938	•Reglage	•Control		SIDOFÖRING/SIDE SHIFT GAFFELSPR. / FORK SPR TILT HÖJ-SÄNK / LIFT-LOWER
0090		5			923468.0540	•Gummibälg	•Rubber bellows		
0095		5			923468.0939	•Spak	•Lever		S V S H
0100	2	1			340444.0400	Symbolbricka	Symbol plate		
0110	3	1			340444.0300	Symbolbricka	Symbol plate		L=2100
0120	4	1			340444.0200	Symbolbricka	Symbol plate		
0140	5	1			340444.0100	Symbolbricka	Symbol plate		
0160	6	5			921614.0001	Kula	Ball		
0165		5			923120.0642	•Lins	•Lens		
0170	7	1			340444.0500	Symbolbricka	Symbol plate		
0175		1			340444.0600	Symbolbricka	Symbol plate		
0180	8	5			923233.0002	Monteringssats	Mounting kit		
0200	9	5			922442.0060	Reglagekabel	Control cable		
0220	10	2			423922.0500	Distans	Spacer		
0240	11	1			A07938.0100	Bygel	Yoke		
0260	12	2			3073	Skruv	Screw		
0280	13	2			A09389.0200	Dragstång	Pull rod		
0300	14	4			921009.0003	Mutter	Nut		



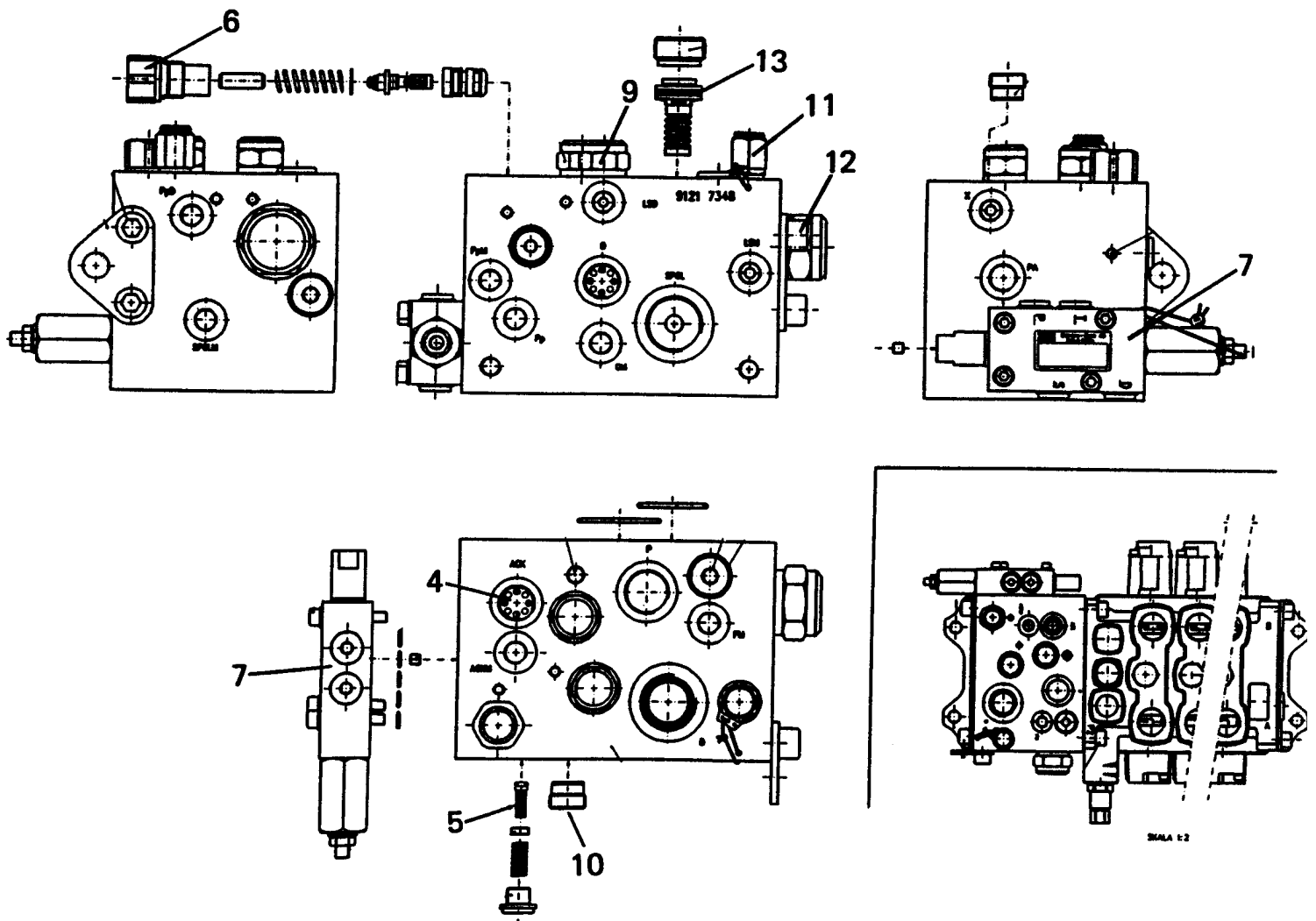
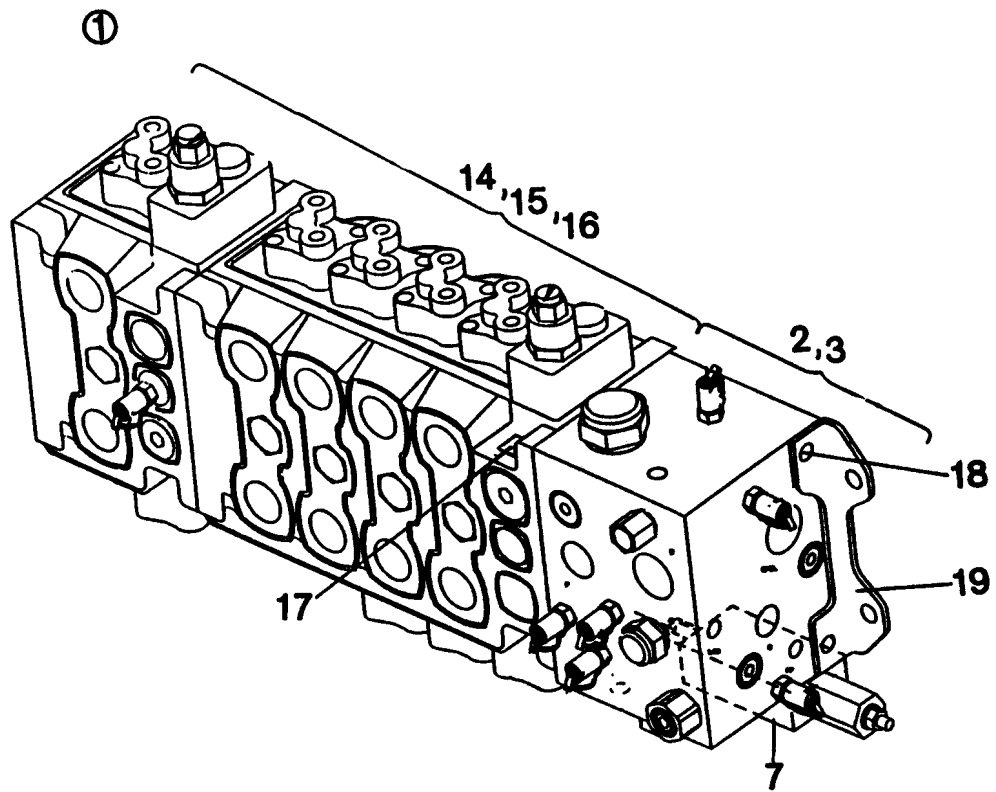
Reservdelar - Spare parts

70

127

1505

1505	Utgåva Issue		Bild nr Picture No		Huvudventil, 2+2 sekt. hydr. Volvo 923579.0016		Main valve, 2+2 sect. hydr. Volvo 923579.0016		
	Pos. Fig.	Antal/Quantity			Art nr Part No	Benämning	Description	Sats Kit	Anmärkning Notes
0020	1	1			923579.0016	Huvudventil	Main valve		
0040	2	1			923468.0520	•Ventilblock	•Valve plate		
0060	3	1			923468.0514	••Tätningssats	••Seal kit		
0080	4	1			923468.0522	••Backventil	••Check valve		
0100	5	1			923468.0523	••Sil	••Strainer		
0120	6	1			923468.0524	••Reduceringsventil	••Reducing valve		
0140	7	1			923636.0767	••Ventil	••Valve		
0160	8	1			923468.0526	••Växventil	••Reversing valve		
0180	9	1			923468.0527	••Reduceringsventil	••Reducing valve		
0190		1			923636.0008	•••Tätningssats	•••Seal kit		
0200	10	1			923468.0522	••Backventil	••Check valve		
0220	11	1			923468.0529	••Tryckbegränsningsventil	••Pressure limit valve		
0240	12	1			923468.0530	••Mottrycksventil	••Reaction valve		
0260	13	1			923468.0531	••Backventil	••Check valve		
0280	14	1				•Riktningssventil	•Reverse valve		
0300	15	1			923468.0516	••Tätningssats	••Seal kit		
0320	16	2			923468.0518	••Tätningssats	••Seal kit		
0340	17	4			923636.0189	•Skruv	•Screw		
0360	18	4			923636.0190	•Skruv	•Screw		
0380	19	2			923636.0191	•Fäste	•Bracket		
									TIGHTEN TO 30 NM TIGHTEN TO 12 NM TIGHTEN TO 47-54 NM ACCUMULATOR MV = 9 NM TIGHTEN TO 9 NM ORBITROL MV=47-54 NM TIGHTEN TO 30 NM TIGHTEN TO 108-122 NM TIGHTEN TO 100 NM N.S.S.,SEE FIG. 1 FOR 4 SECTIONS FOR 1 SECTION



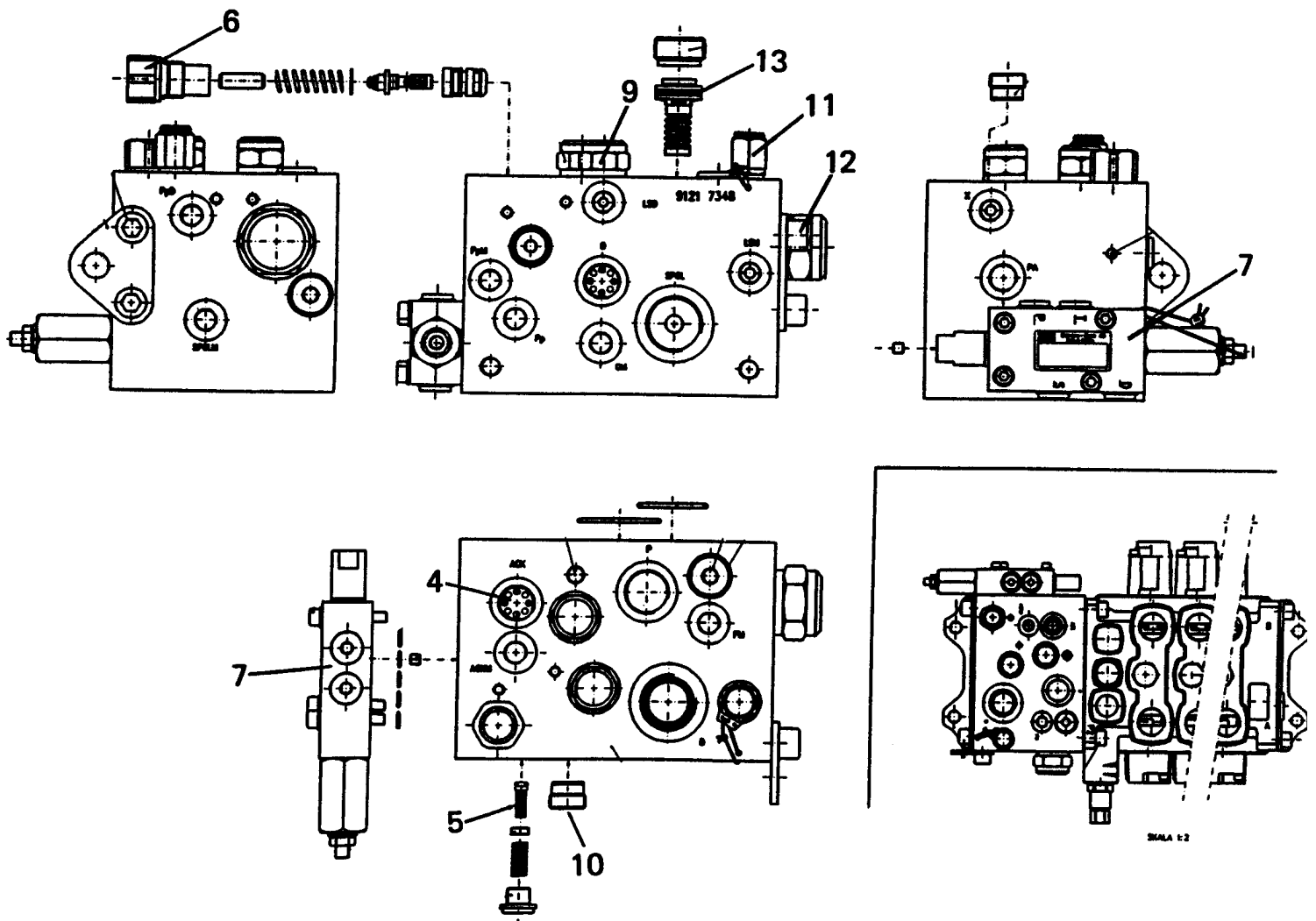
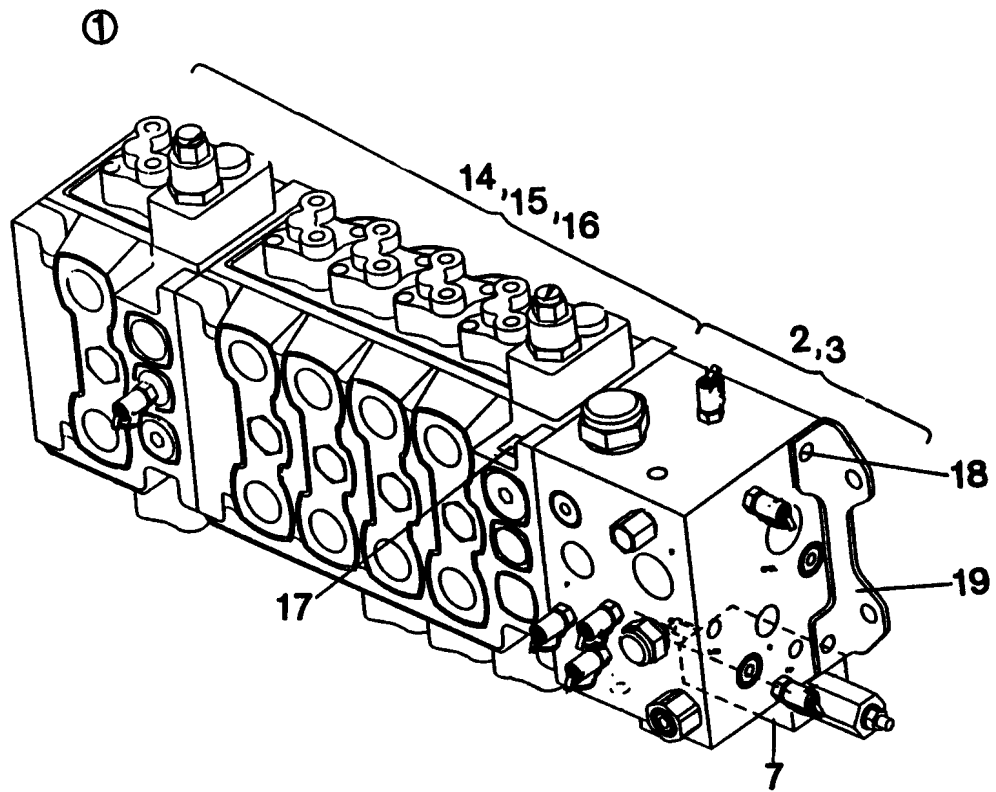
Reservdelar - Spare parts

70

129

1507

1507	Utgåva Issue		Bild nr Picture No		Huvudventil, 2+2 sekt. hydr. Volvo 923579.0026		Main valve, 2+2 sect. hydr. Volvo 923579.0026		
	Pos. Fig.	Antal/Quantity			Art nr Part No	Benämning	Description	Sats Kit	Anmärkning Notes
0020	1	1			923579.0026	Huvudventil	Main valve		
0040	2	1			923636.0507	•Ventilblock	•Valve plate		ERS 923636.0367
0060	3	1			923468.0514	••Tätningssats	••Seal kit		
0080	4	1			923468.0522	••Backventil	••Check valve		TIGHTEN TO 30 NM
0100	5	1			923468.0523	••Sil	••Strainer		
0120	6	1			923468.0524	••Tryckbegränsningsventil	••Pressure limit valve		
0140	7	1			923636.0767	••Ventil	••Valve		ACCUMULATOR MV = 9 NM
0160	8								NOT USED
0180	9	1			923468.0527	••Reduceringsventil	••Reducing valve		ORBITROL MV=47-54 NM
0190		1			923636.0008	•••Tätningssats	•••Seal kit		
0200	10	1			923468.0522	••Backventil	••Check valve		TIGHTEN TO 30 NM
0220	11	1			923468.0529	••Tryckbegränsningsventil	••Pressure limit valve		
0240	12	1			923468.0530	••Mottrycksventil	••Reaction valve		TIGHTEN TO 108-122 NM
0260	13	1			923468.0531	••Backventil	••Check valve		TIGHTEN TO 100 NM
0280	14	1				•Riktningssventil	•Reverse valve		N.S.S.,SEE FIG. 1
0300	15	1			923468.0516	••Tätningssats	••Seal kit		FOR 4 SECTIONS
0320	16	2			923468.0518	••Tätningssats	••Seal kit		FOR 1 SECTION
0340	17	4			923636.0189	•Skruv	•Screw		
0360	18	4			923636.0190	•Skruv	•Screw		
0380	19	2			923636.0191	•Fäste	•Bracket		



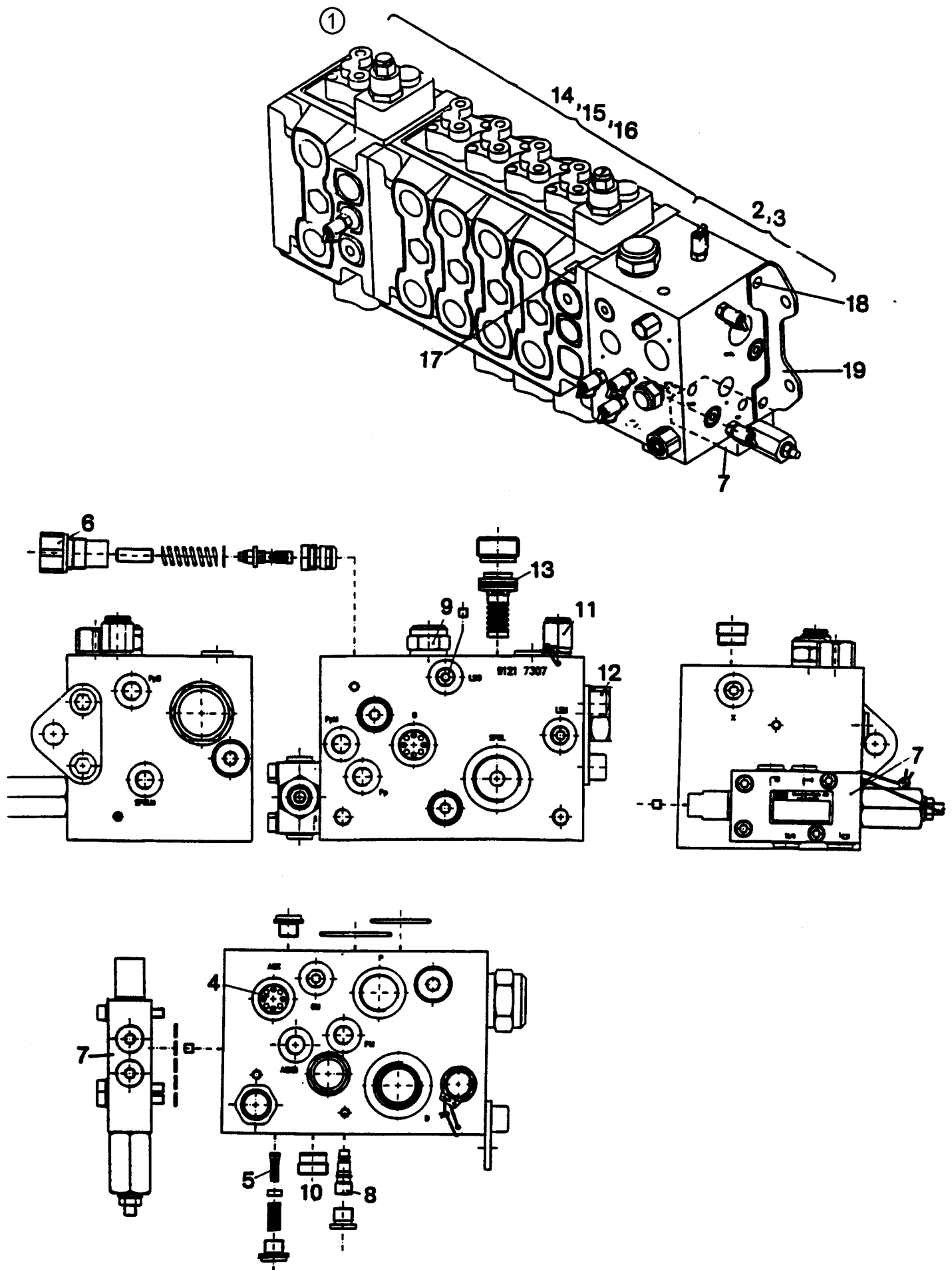
Reservdelar - Spare parts

70

131

1508

1508	Utgåva Issue		Bild nr Picture No		Huvudventil, 2+2 sekt. hydr. Volvo 923579.0048		Main valve, 2+2 sect. hydr. Volvo 923579.0048		
	Pos. Fig.	Antal/Quantity			Art nr Part No	Benämning	Description	Sats Kit	Anmärkning Notes
0020	1	1			923579.0048	Huvudventil	Main valve		TIGHTEN TO 30 NM ACCUMULATOR MV = 9 NM NOT USED ORBITROL MV=47-54 NM TIGHTEN TO 30 NM TIGHTEN TO 108-122 NM TIGHTEN TO 100 NM N.S.S.,SEE FIG. 1 FOR 4 SECTIONS FOR 1 SECTION
0040	2	1			923636.0507	•Ventilblock	•Valve plate		
0060	3	1			923468.0514	••Tätningssats	••Seal kit		
0080	4	1			923468.0522	••Backventil	••Check valve		
0100	5	1			923468.0523	••Sil	••Strainer		
0120	6	1			923468.0524	••Tryckbegränsningsventil	••Pressure limit valve		
0140	7	1			923636.0767	••Ventil	••Valve		
0160	8								
0180	9	1			923468.0527	••Reduceringsventil	••Reducing valve		
0190		1			923636.0008	•••Tätningssats	•••Seal kit		
0200	10	1			923468.0522	••Backventil	••Check valve		
0220	11	1			923468.0529	••Tryckbegränsningsventil	••Pressure limit valve		
0240	12	1			923636.0768	••Mottrycksventil	••Reaction valve		
0260	13	1			923468.0531	••Backventil	••Check valve		
0280	14	1				•Riktningssventil	•Reverse valve		
0300	15	1			923468.0516	••Tätningssats	••Seal kit		
0320	16	2			923468.0518	••Tätningssats	••Seal kit		
0340	17	4			923636.0189	•Skruv	•Screw		
0360	18	4			923636.0190	•Skruv	•Screw		
0380	19	2			923636.0191	•Fäste	•Bracket		



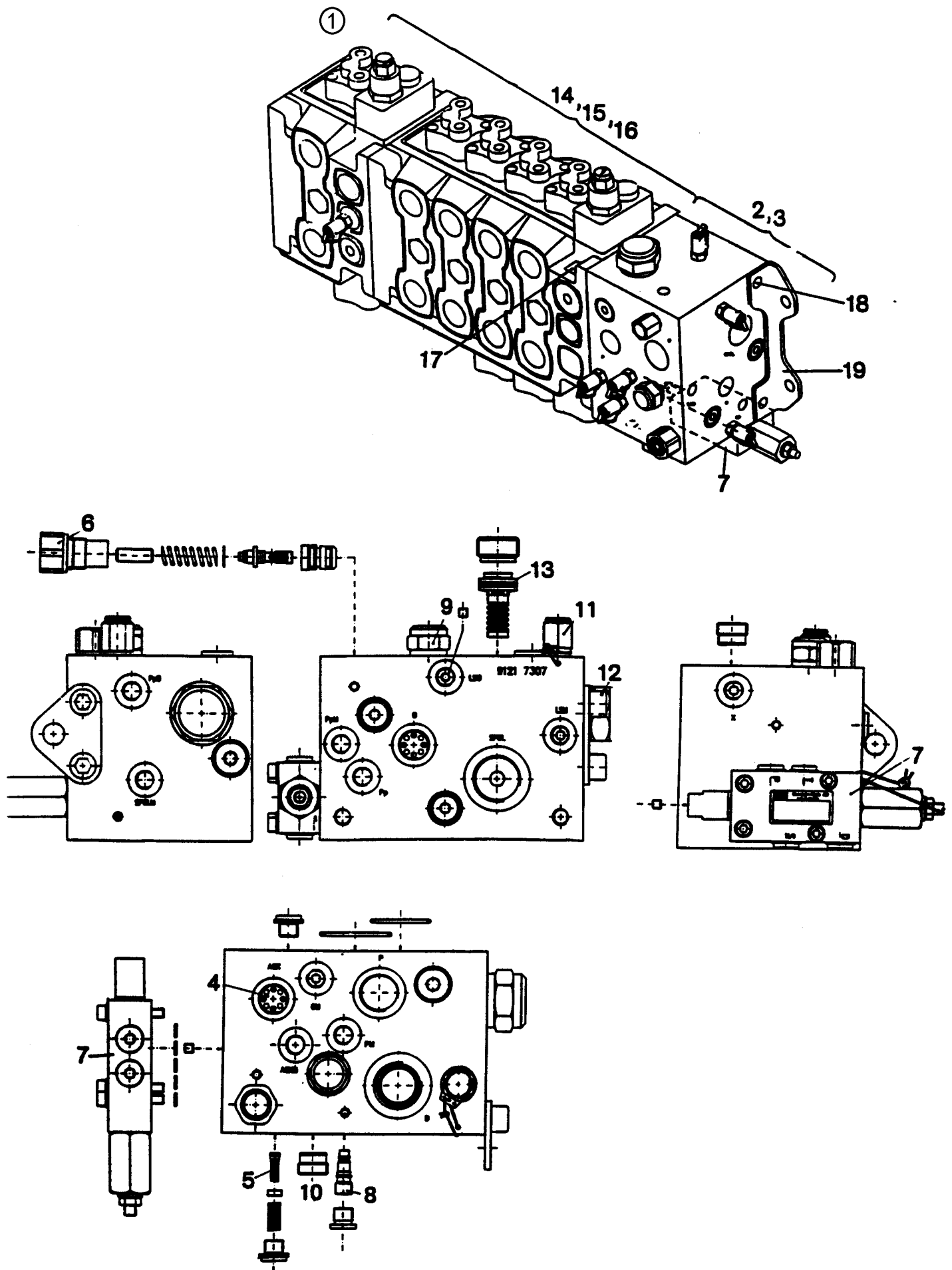
Reservdelar - Spare parts

70

133

1510

1510	Utgåva Issue		Bild nr Picture No		Huvudventil, 3+1 sekt. hydr. Volvo 923579.0003		Main valve, 3+1 sect. hydr. Volvo 923579.0003		
	Pos. Fig.	Antal/Quantity			Art nr Part No	Benämning	Description	Sats Kit	Anmärkning Notes
0020	1	1			923579.0003	Huvudventil	Main valve		
0040	2	1			923468.0520	•Ventilblock	•Valve plate		
0060	3	1			923468.0514	••Tätningssats	••Seal kit		
0080	4	1			923468.0522	••Backventil	••Check valve		
0100	5	1			923468.0523	••Sil	••Strainer		
0120	6	1			923468.0524	••Reduceringsventil	••Reducing valve		
0140	7	1			923636.0767	••Ventil	••Valve		
0160	8	1			923468.0526	••Växventil	••Reversing valve		
0180	9	1			923468.0527	••Reduceringsventil	••Reducing valve		
0190		1			923636.0008	•••Tätningssats	•••Seal kit		
0200	10	1			923468.0522	••Backventil	••Check valve		
0220	11	1			923468.0529	••Tryckbegränsningsventil	••Pressure limit valve		
0240	12	1			923468.0530	••Mottrycksventil	••Reaction valve		
0260	13	1			923468.0531	••Backventil	••Check valve		
0280	14	1				•Riktningssventil	•Reverse valve		
0300	15	1			923468.0516	••Tätningssats	••Seal kit		
0320	16	1			923468.0518	••Tätningssats	••Seal kit		
0340	17	4			923636.0189	•Skruv	•Screw		
0360	18	4			923636.0190	•Skruv	•Screw		
0380	19	2			923636.0191	•Fäste	•Bracket		
									TIGHTEN TO 30 NM TIGHTEN TO 12 NM TIGHTEN TO 47-54 NM ACCUMULATOR MV = 9 NM TIGHTEN TO 9 NM ORBITROL MV=47-54 NM TIGHTEN TO 30 NM TIGHTEN TO 108-122 NM TIGHTEN TO 100 NM N.S.S.,SEE FIG. 1 FOR 4 SECTIONS FOR 1 SECTION



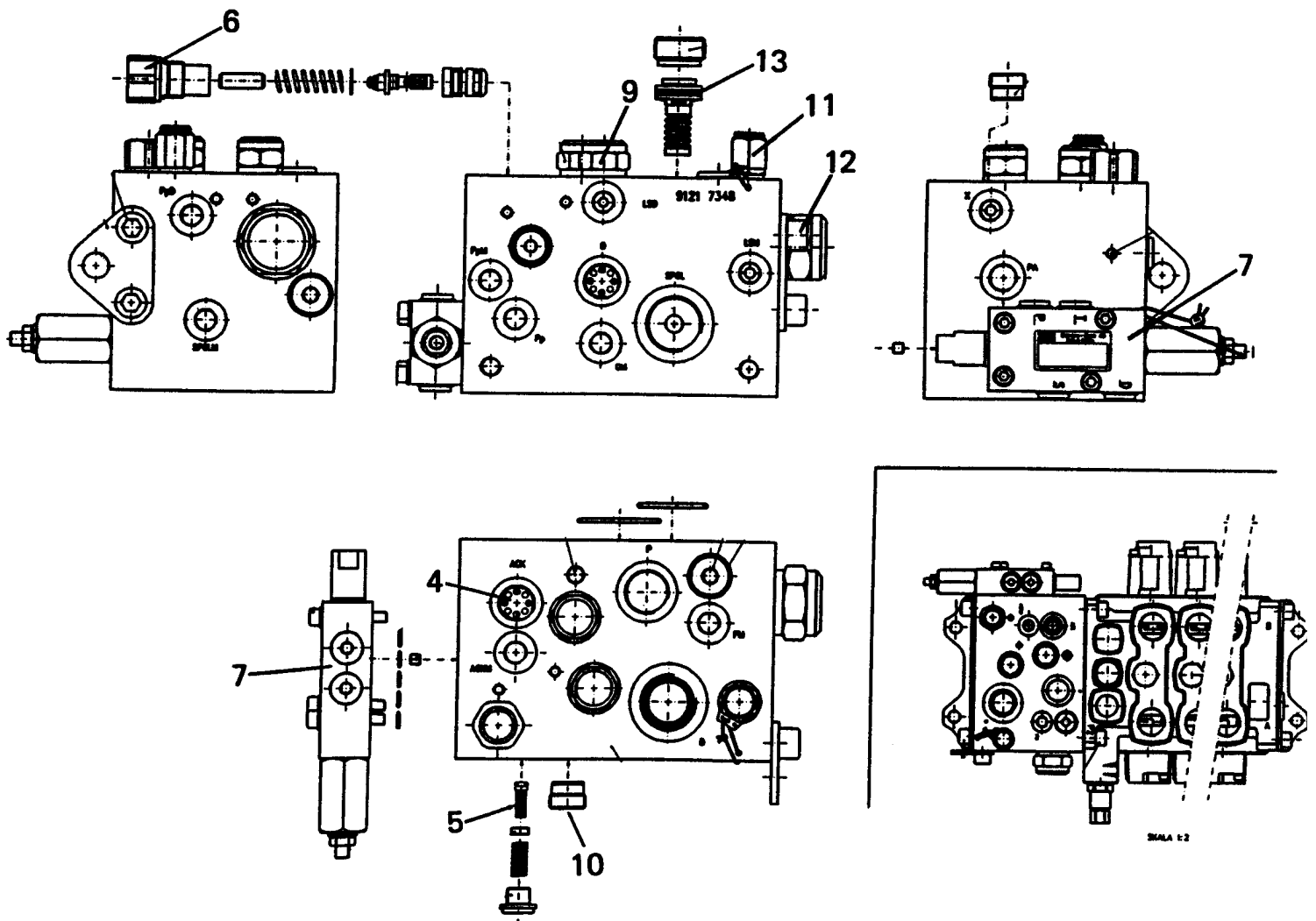
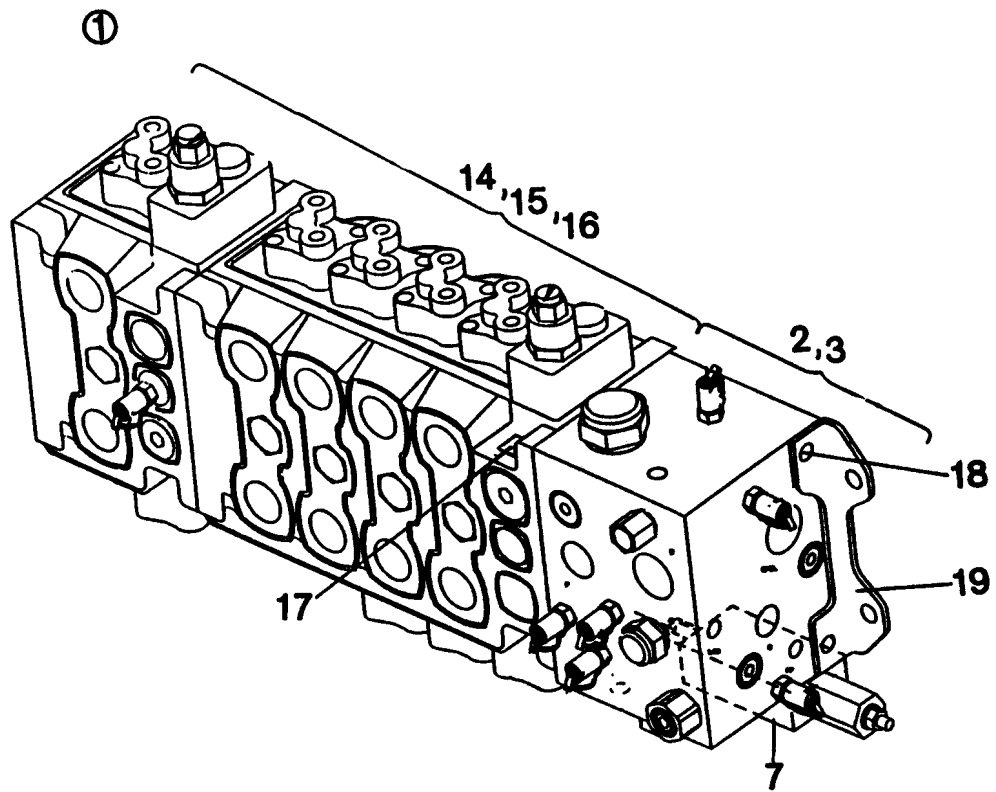
Reservdelar - Spare parts

70

135

1512

Utgåva Issue		Bild nr Picture No		Huvudventil, 3+2 sekt. hydr. Volvo 923579.0014		Main valve, 3+2 sect. hydr. Volvo 923579.0014		
Pos. Fig.	Antal/Quantity			Art nr Part No	Benämning	Description	Sats Kit	Anmärkning Notes
1	1			923579.0014	Huvudventil	Main valve		TIGHTEN TO 30 NM TIGHTEN TO 12 NM TIGHTEN TO 47-54 NM ACCUMULATOR MV = 9 NM TIGHTEN TO 9 NM ORBITROL MV=47-54 NM TIGHTEN TO 30 NM TIGHTEN TO 108-122 NM TIGHTEN TO 100 NM N.S.S.,SEE FIG. 1 FOR 4 SECTIONS FOR 1 SECTION
2	1			923468.0520	•Ventilblock	•Valve plate		
3	1			923468.0514	••Tätningssats	••Seal kit		
4	1			923468.0522	••Backventil	••Check valve		
5	1			923468.0523	••Sil	••Strainer		
6	1			923468.0524	••Reduceringsventil	••Reducing valve		
7	1			923636.0767	••Ventil	••Valve		
8	1			923468.0526	••Växelventil	••Reversing valve		
9	1			923468.0527	••Reduceringsventil	••Reducing valve		
	1			923636.0008	•••Tätningssats	•••Seal kit		
10	1			923468.0522	••Backventil	••Check valve		
11	1			923468.0529	••Tryckbegränsningsventil	••Pressure limit valve		
12	1			923468.0530	••Mottrycksventil	••Reaction valve		
13	1			923468.0531	••Backventil	••Check valve		
14	1				•Riktningssventil	•Reverse valve		
15	1			923468.0516	••Tätningssats	••Seal kit		
16	2			923468.0518	••Tätningssats	••Seal kit		
17	4			923636.0189	•Skruv	•Screw		
18	4			923636.0190	•Skruv	•Screw		
19	2			923636.0191	•Fäste	•Bracket		



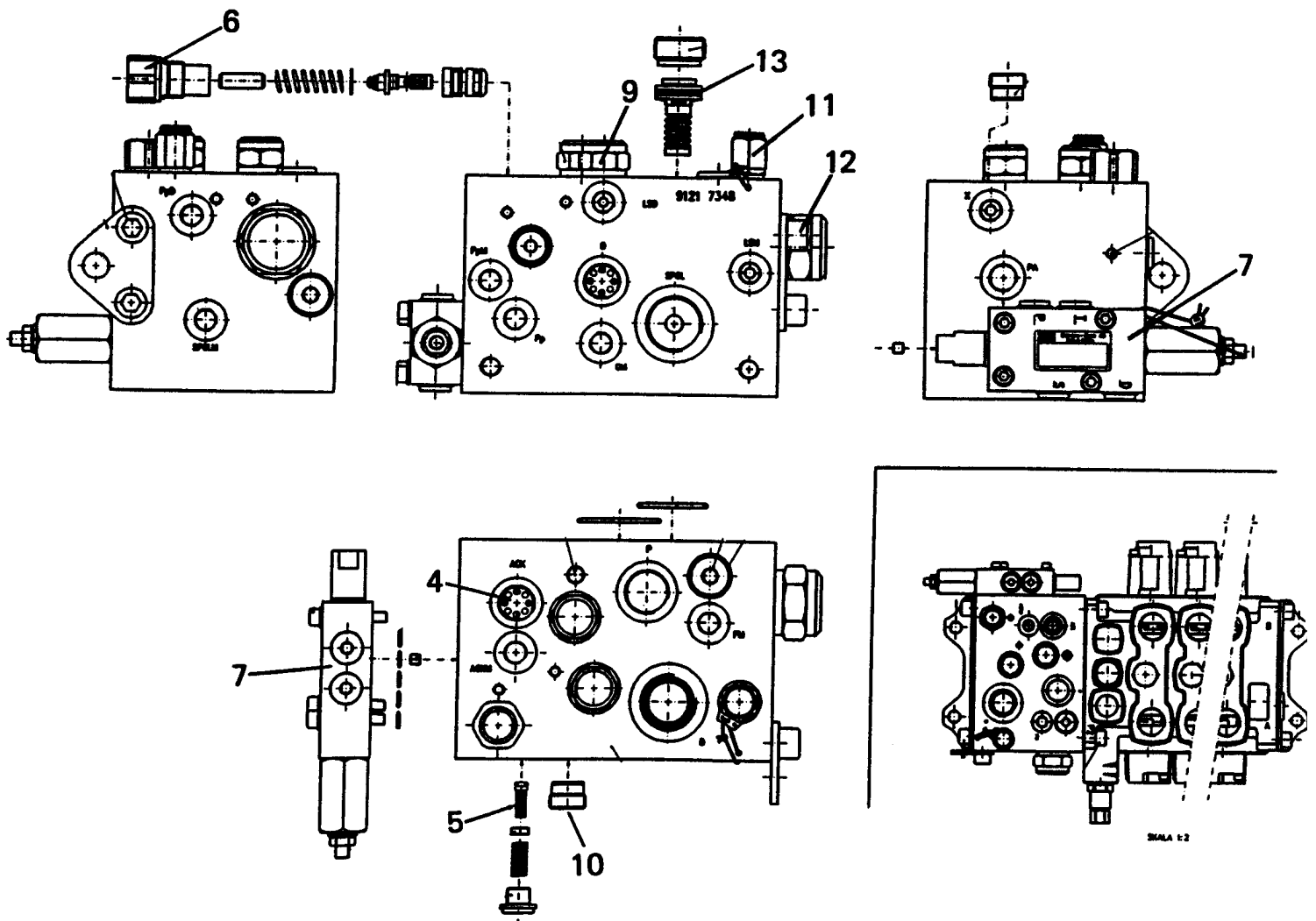
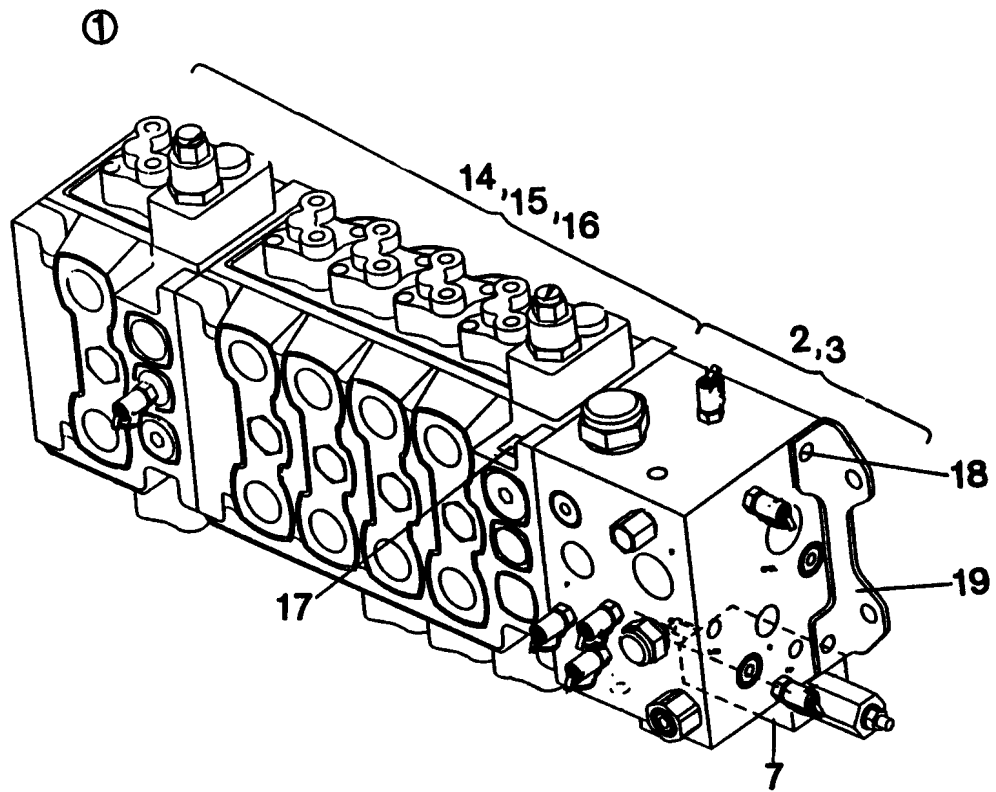
Reservdelar - Spare parts

70

137

1513

1513	Utgåva Issue		Bild nr Picture No		Huvudventil, 3+2 sekt. hydr. Volvo 923579.0027		Main valve, 3+2 sect. hydr. Volvo 923579.0027		
	Pos. Fig.	Antal/Quantity			Art nr Part No	Benämning	Description	Sats Kit	Anmärkning Notes
0020	1	1			923579.0027	Huvudventil	Main valve		
0040	2	1			923636.0507	•Ventilblock	•Valve plate		ERS 923636.0367
0060	3	1			923468.0514	••Tätningssats	••Seal kit		
0080	4	1			923468.0522	••Backventil	••Check valve		TIGHTEN TO 30 NM
0100	5	1			923468.0523	••Sil	••Strainer		
0120	6	1			923468.0524	••Tryckbegränsningsventil	••Pressure limit valve		
0140	7	1			923636.0767	••Ventil	••Valve		ACCUMULATOR MV = 9 NM
0160	8								NOT USED
0180	9	1			923468.0527	••Reduceringsventil	••Reducing valve		ORBITROL MV=47-54 NM
0190		1			923636.0008	•••Tätningssats	•••Seal kit		
0200	10	1			923468.0522	••Backventil	••Check valve		TIGHTEN TO 30 NM
0220	11	1			923468.0529	••Tryckbegränsningsventil	••Pressure limit valve		
0240	12	1			923468.0530	••Mottrycksventil	••Reaction valve		TIGHTEN TO 108-122 NM
0260	13	1			923468.0531	••Backventil	••Check valve		TIGHTEN TO 100 NM
0280	14	1				•Riktningssventil	•Reverse valve		N.S.S.,SEE FIG. 1
0300	15	1			923468.0516	••Tätningssats	••Seal kit		FOR 4 SECTIONS
0320	16	2			923468.0518	••Tätningssats	••Seal kit		FOR 1 SECTION
0340	17	4			923636.0189	•Skruv	•Screw		
0360	18	4			923636.0190	•Skruv	•Screw		
0380	19	2			923636.0191	•Fäste	•Bracket		



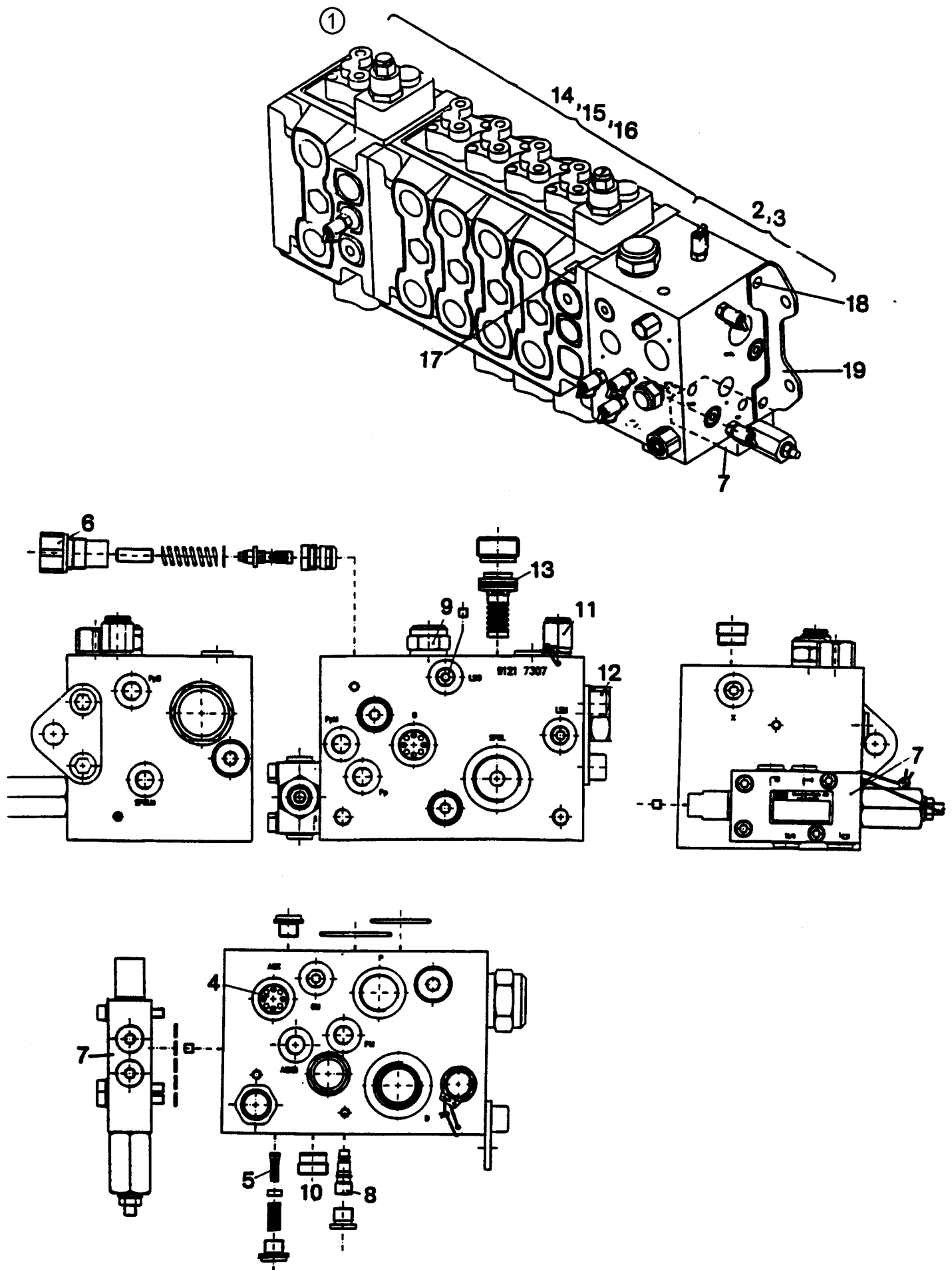
Reservdelar - Spare parts

70

139

1514

Utgåva Issue		Bild nr Picture No		Huvudventil, 3+2 sekt. hydr. Volvo 923579.0049		Main valve, 3+2 sect. hydr. Volvo 923579.0049		
Pos. Fig.	Antal/Quantity			Art nr Part No	Benämning	Description	Sats Kit	Anmärkning Notes
1	1			923579.0049	Huvudventil	Main valve		TIGHTEN TO 30 NM ACCUMULATOR MV = 9 NM NOT USED ORBITROL MV=47-54 NM TIGHTEN TO 30 NM TIGHTEN TO 108-122 NM TIGHTEN TO 100 NM N.S.S.,SEE FIG. 1 FOR 4 SECTIONS FOR 1 SECTION
2	1			923636.0507	•Ventilblock	•Valve plate		
3	1			923468.0514	••Tätningssats	••Seal kit		
4	1			923468.0522	••Backventil	••Check valve		
5	1			923468.0523	••Sil	••Strainer		
6	1			923468.0524	••Tryckbegränsningsventil	••Pressure limit valve		
7	1			923636.0767	••Ventil	••Valve		
8								
9	1			923468.0527	••Reduceringsventil	••Reducing valve		
	1			923636.0008	•••Tätningssats	•••Seal kit		
10	1			923468.0522	••Backventil	••Check valve		
11	1			923468.0529	••Tryckbegränsningsventil	••Pressure limit valve		
12	1			923636.0768	••Mottrycksventil	••Reaction valve		
13	1			923468.0531	••Backventil	••Check valve		
14	1				•Riktningssventil	•Reverse valve		
15	1			923468.0516	••Tätningssats	••Seal kit		
16	2			923468.0518	••Tätningssats	••Seal kit		
17	4			923636.0189	•Skruv	•Screw		
18	4			923636.0190	•Skruv	•Screw		
19	2			923636.0191	•Fäste	•Bracket		



Reservdelar - Spare parts

70

141

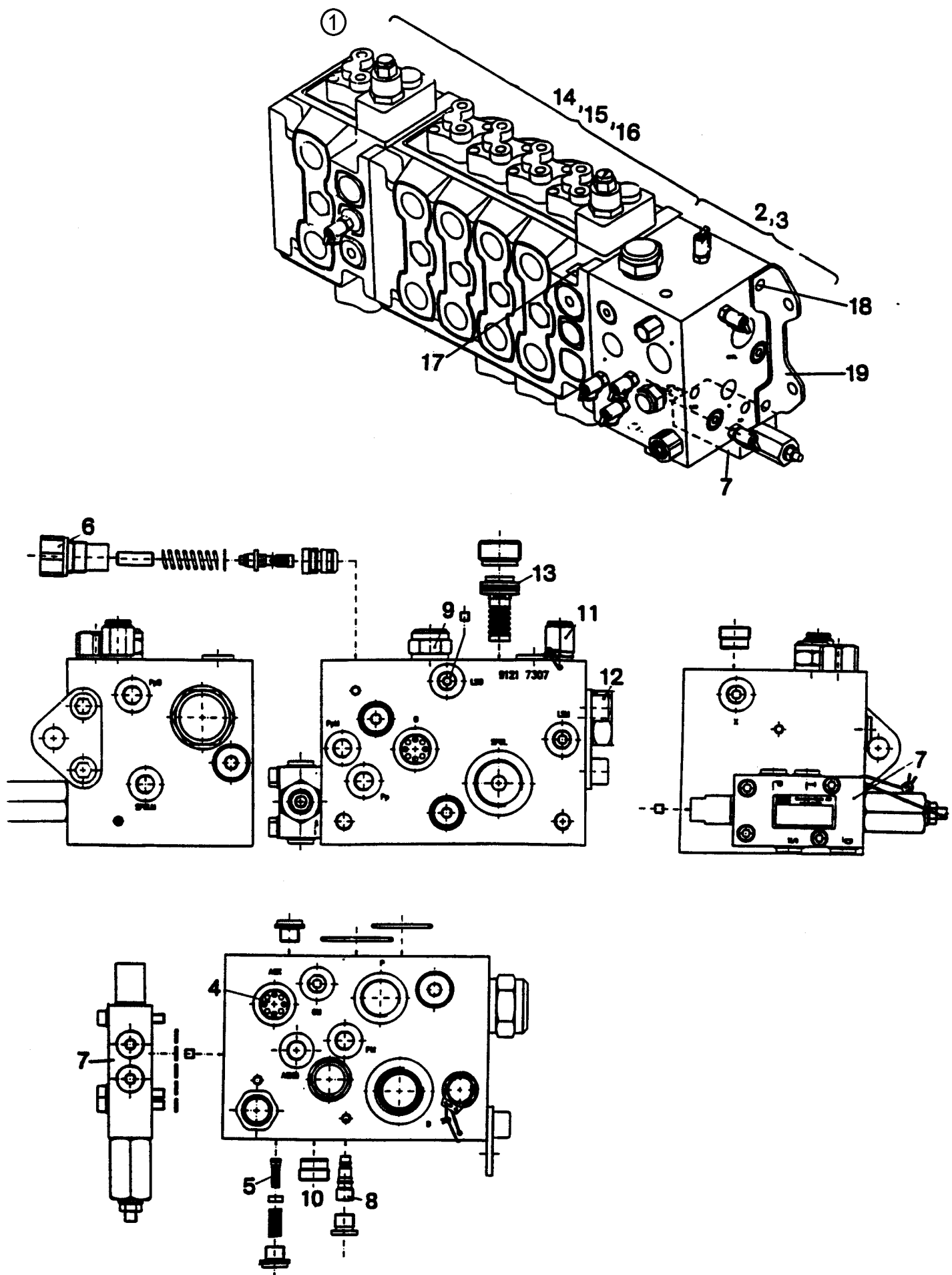
1515

Utgåva Issue		Bild nr Picture No		Huvudventil, 4+1 sekt. hydr. Volvo 923579.0010		Main valve, 4+1 sect. hydr. Volvo 923579.0010		
Pos. Fig.	Antal/Quantity			Art nr Part No	Benämning	Description	Sats Kit	Anmärkning Notes
1	1			923579.0010	Huvudventil	Main valve		
2	1			923468.0520	•Ventilblock	•Valve plate		
3	1			923468.0514	••Tätningssats	••Seal kit		
4	1			923468.0522	••Backventil	••Check valve		
5	1			923468.0523	••Sil	••Strainer		
6	1			923468.0524	••Reduceringsventil	••Reducing valve		
7	1			923636.0767	••Ventil	••Valve		
8	1			923468.0526	••Växventil	••Reversing valve		
9	1			923468.0527	••Reduceringsventil	••Reducing valve		
	1			923636.0008	•••Tätningssats	•••Seal kit		
10	1			923468.0522	••Backventil	••Check valve		
11	1			923468.0529	••Tryckbegränsningsventil	••Pressure limit valve		
12	1			923468.0530	••Mottrycksventil	••Reaction valve		
13	1			923468.0531	••Backventil	••Check valve		
14	1				•Riktningssventil	•Reverse valve		
15	1			923468.0516	••Tätningssats	••Seal kit		
16	1			923468.0518	••Tätningssats	••Seal kit		
17	4			923636.0189	•Skruv	•Screw		
18	4			923636.0190	•Skruv	•Screw		
19	2			923636.0191	•Fäste	•Bracket		

TIGHTEN TO 30 NM
TIGHTEN TO 12 NM
TIGHTEN TO 47-54 NM
ACCUMULATOR MV = 9 NM
TIGHTEN TO 9 NM
ORBITROL MV=47-54 NM

TIGHTEN TO 30 NM

TIGHTEN TO 108-122 NM
TIGHTEN TO 100 NM
N.S.S.,SEE FIG. 1
FOR 4 SECTIONS
FOR 1 SECTION



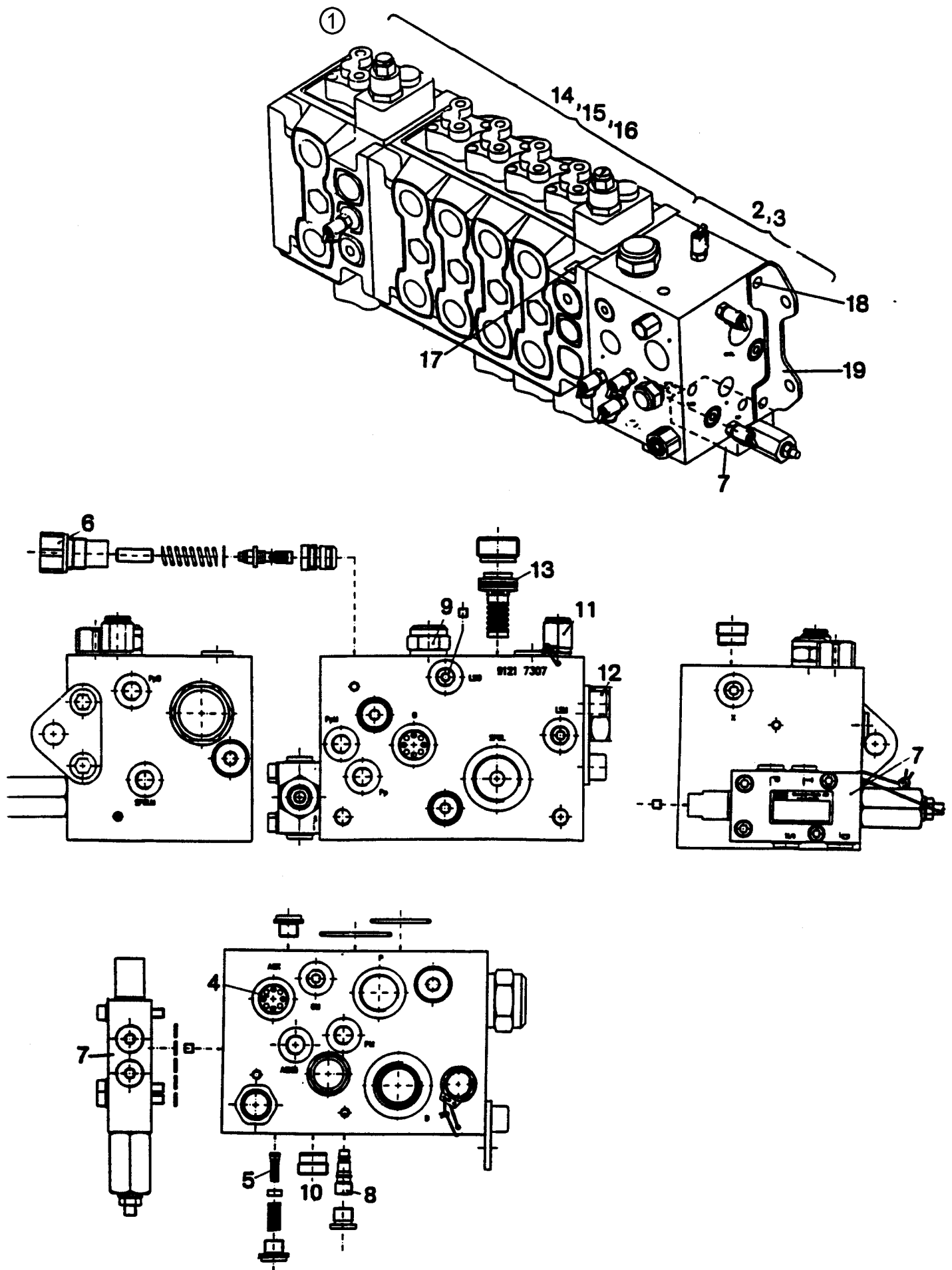
Reservdelar - Spare parts

70

143

1520

1520	Utgåva Issue		Bild nr Picture No		Huvudventil, 4 sekt. hydr. Perkins 923579.0004		Main valve, 4 sect. hydr. Perkins 923579.0004		
	980615	15587							
	Pos. Fig.	Antal/Quantity			Art nr Part No	Benämning	Description	Sats Kit	Anmärkning Notes
0020	1	1			923579.0004	Huvudventil	Main valve		
0040	2	1			923468.0520	•Ventilblock	•Valve plate		
0060	3	1			923468.0514	••Tätningssats	••Seal kit		
0080	4	1			923468.0522	••Backventil	••Check valve		
0100	5	1			923468.0523	••Sil	••Strainer		
0120	6	1			923468.0524	••Reduceringsventil	••Reducing valve		
0140	7	1			923636.0767	••Ventil	••Valve		
0160	8	1			923468.0526	••Växelventil	••Reversing valve		
0180	9	1			923468.0527	••Reduceringsventil	••Reducing valve		
0190		1			923636.0008	•••Tätningssats	•••Seal kit		
0200	10	1			923468.0522	••Backventil	••Check valve		
0220	11	1			923468.0529	••Tryckbegränsningsventil	••Pressure limit valve		
0240	12	1			923468.0530	••Mottrycksventil	••Reaction valve		
0260	13	1			923468.0531	••Backventil	••Check valve		
0280	14	1				•Riktningssventil	•Reverse valve		
0300	15	1			923468.0516	••Tätningssats	••Seal kit		
0320	16								
0340	17	4			923636.0189	•Skruv	•Screw		
0360	18	4			923636.0190	•Skruv	•Screw		
0380	19	2			923636.0191	•Fäste	•Bracket		
									TIGHTEN TO 30 NM TIGHTEN TO 12 NM TIGHTEN TO 47-54 NM ACCUMULATOR MV = 9 NM TIGHTEN TO 9 NM ORBITROL MV=47-54 NM TIGHTEN TO 30 NM TIGHTEN TO 108-122 NM TIGHTEN TO 100 NM N.S.S.,SEE FIG. 1 FOR 4 SECTIONS NOT USED



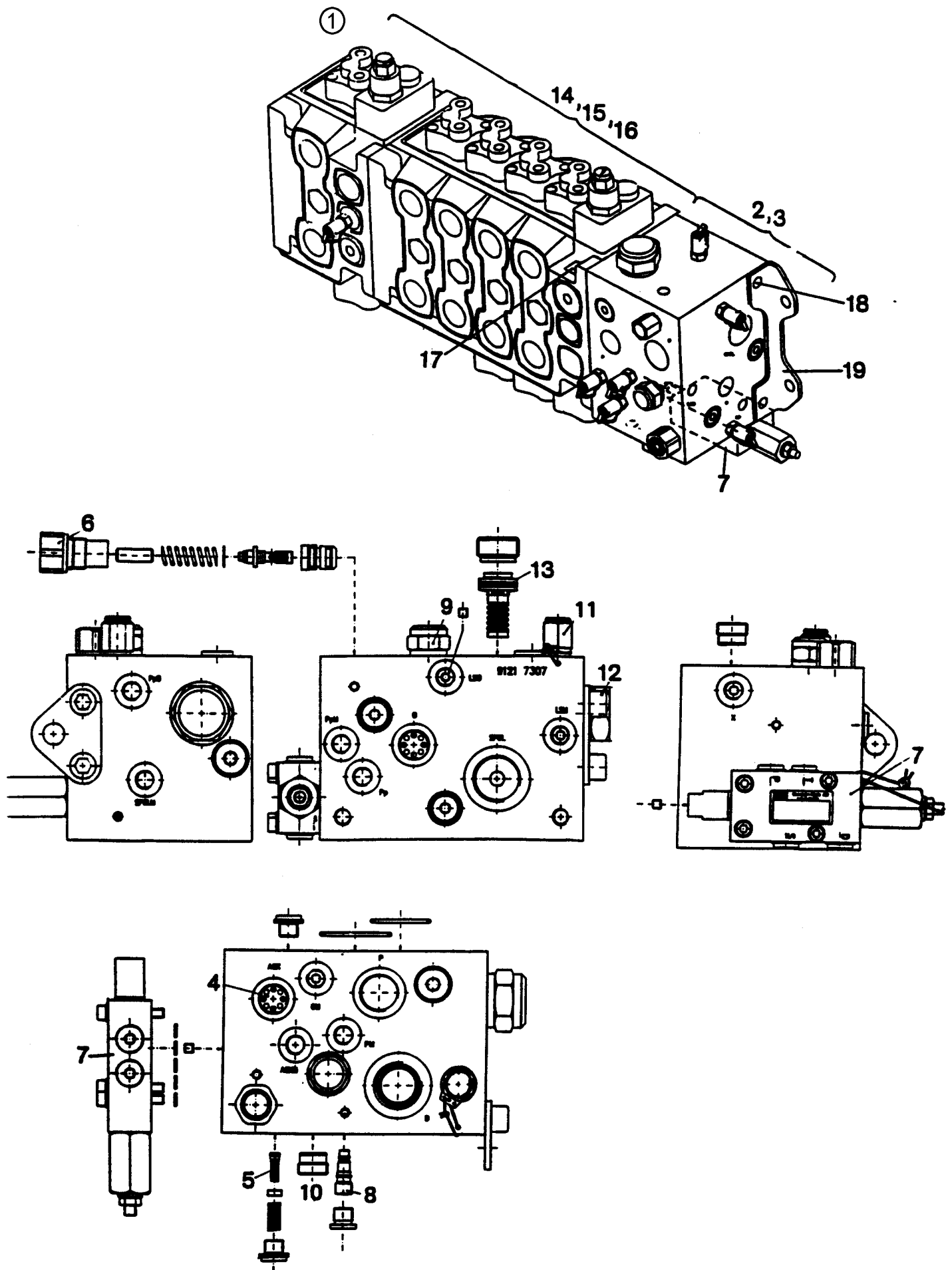
Reservdelar - Spare parts

70

145

1522

1522	Utgåva Issue		Bild nr Picture No		Huvudventil, 4 sekt. hydr. Perkins 923579.0030		Main valve, 4 sect. hydr. Perkins 923579.0030		
	Pos. Fig.	Antal/Quantity			Art nr Part No	Benämning	Description	Sats Kit	Anmärkning Notes
0020	1	1			923579.0030	Huvudventil	Main valve		
0040	2	1			923468.0520	•Ventilblock	•Valve plate		
0060	3	1			923468.0514	••Tätningssats	••Seal kit		
0080	4	1			923468.0522	••Backventil	••Check valve		
0100	5	1			923468.0523	••Sil	••Strainer		
0120	6	1			923468.0524	••Reduceringsventil	••Reducing valve		
0140	7	1			923636.0767	••Ventil	••Valve		
0160	8	1			923468.0526	••Växelventil	••Reversing valve		
0180	9	1			923468.0527	••Reduceringsventil	••Reducing valve		
0190		1			923636.0008	•••Tätningssats	•••Seal kit		
0200	10	1			923468.0522	••Backventil	••Check valve		
0220	11	1			923468.0529	••Tryckbegränsningsventil	••Pressure limit valve		
0240	12	1			923468.0530	••Mottrycksventil	••Reaction valve		
0260	13	1			923468.0531	••Backventil	••Check valve		
0280	14	1				•Riktningssventil	•Reverse valve		
0300	15	1			923468.0516	••Tätningssats	••Seal kit		
0320	16								
0340	17	4			923636.0189	•Skruv	•Screw		
0360	18	4			923636.0190	•Skruv	•Screw		
0380	19	2			923636.0191	•Fäste	•Bracket		
									TIGHTEN TO 30 NM TIGHTEN TO 12 NM TIGHTEN TO 47-54 NM ACCUMULATOR MV = 9 NM TIGHTEN TO 9 NM ORBITROL MV=47-54 NM TIGHTEN TO 30 NM TIGHTEN TO 108-122 NM TIGHTEN TO 100 NM N.S.S.,SEE FIG. 1 FOR 4 SECTIONS NOT USED



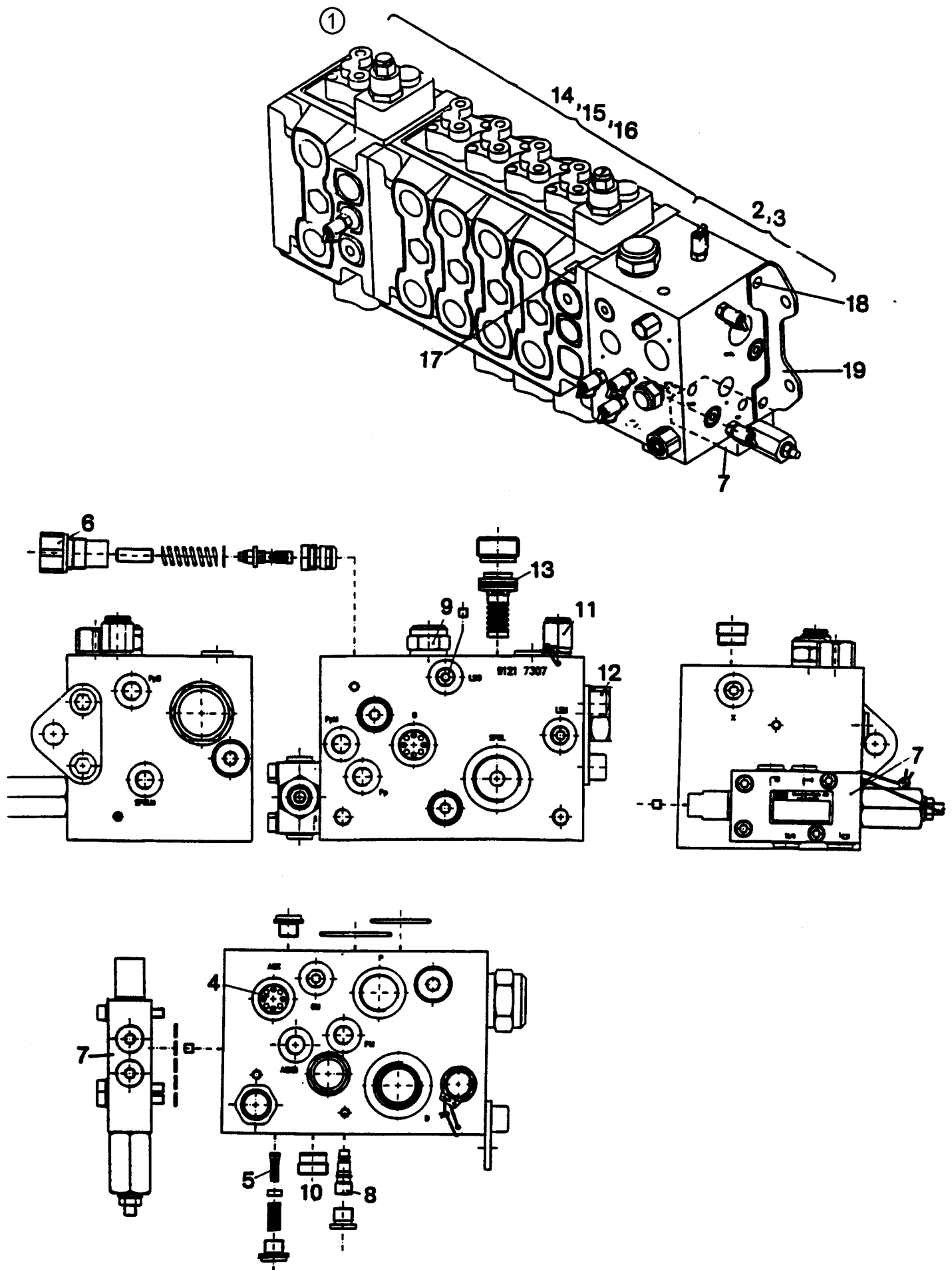
Reservdelar - Spare parts

70

147

1523

1523	Utgåva Issue 980615		Bild nr Picture No 15587		Huvudventil, 4 sekt. hydr. Perkins 923579.0052		Main valve, 4 sect. hydr. Perkins 923579.0052		
	Pos. Fig.	Antal/Quantity			Art nr Part No	Benämning	Description	Sats Kit	Anmärkning Notes
0020	1	1			923579.0052	Huvudventil	Main valve		
0040	2	1			923468.0520	•Ventilblock	•Valve plate		
0060	3	1			923468.0514	••Tätningssats	••Seal kit		
0080	4	1			923468.0522	••Backventil	••Check valve		
0100	5	1			923468.0523	••Sil	••Strainer		
0120	6	1			923468.0524	••Reduceringsventil	••Reducing valve		
0140	7	1			923636.0767	••Ventil	••Valve		
0160	8	1			923468.0526	••Växelventil	••Reversing valve		
0180	9	1			923468.0527	••Reduceringsventil	••Reducing valve		
0190		1			923636.0008	•••Tätningssats	•••Seal kit		
0200	10	1			923468.0522	••Backventil	••Check valve		
0220	11	1			923468.0529	••Tryckbegränsningsventil	••Pressure limit valve		
0240	12	1			923636.0768	••Mottrycksventil	••Reaction valve		
0260	13	1			923468.0531	••Backventil	••Check valve		
0280	14	1				•Riktningssventil	•Reverse valve		
0300	15	1			923468.0516	••Tätningssats	••Seal kit		
0320	16								
0340	17	4			923636.0189	•Skruv	•Screw		
0360	18	4			923636.0190	•Skruv	•Screw		
0380	19	2			923636.0191	•Fäste	•Bracket		
									TIGHTEN TO 30 NM TIGHTEN TO 12 NM TIGHTEN TO 47-54 NM ACCUMULATOR MV = 9 NM TIGHTEN TO 9 NM ORBITROL MV=47-54 NM TIGHTEN TO 30 NM TIGHTEN TO 108-122 NM TIGHTEN TO 100 NM N.S.S.,SEE FIG. 1 FOR 4 SECTIONS NOT USED



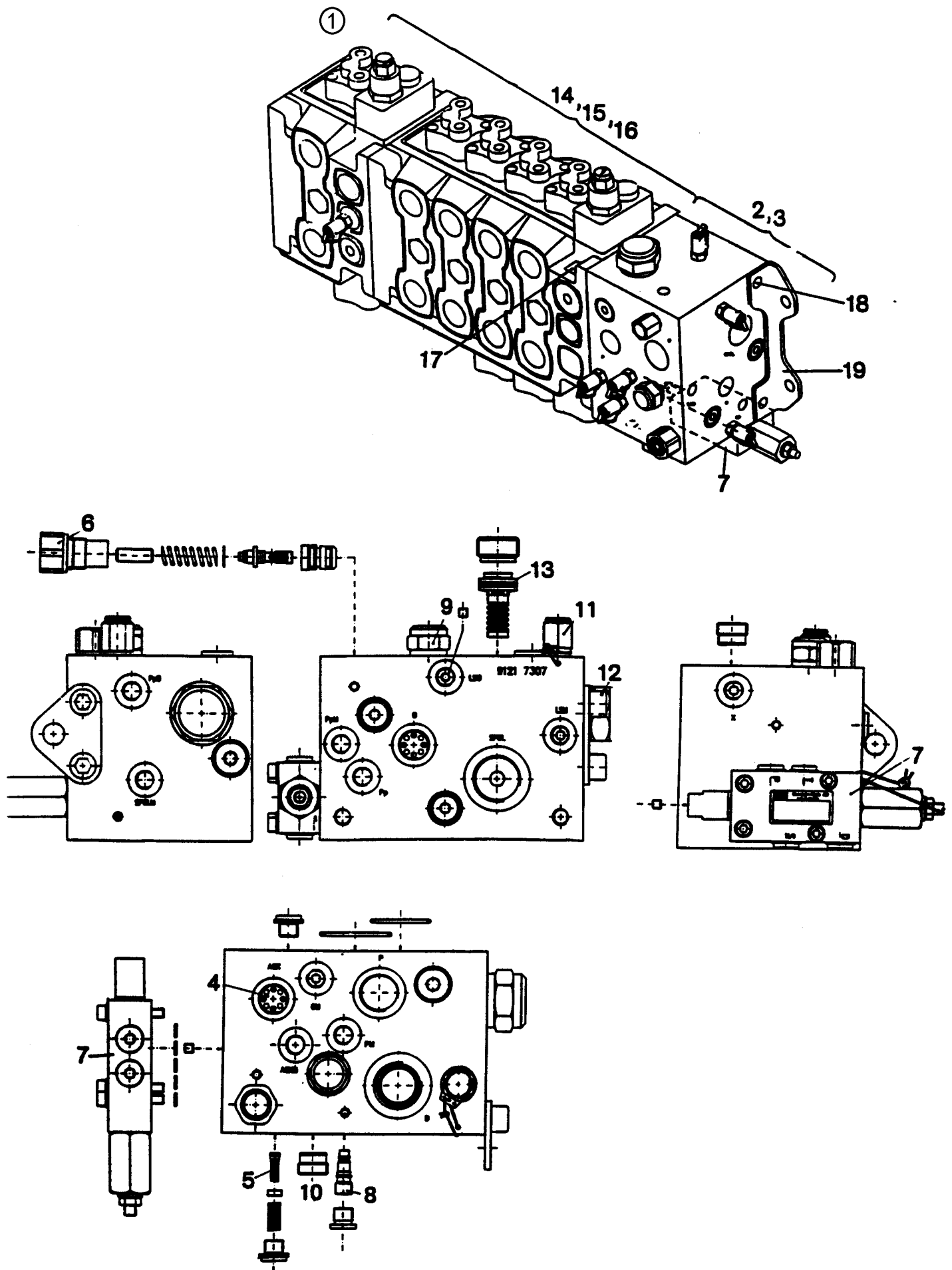
Reservdelar - Spare parts

70

149

1524

1524	Utgåva Issue		Bild nr Picture No		Huvudventil, 5 sekt. hydr. Perkins 923579.0053		Main valve, 5 sect. hydr. Perkins 923579.0053		
	Pos. Fig.	Antal/Quantity			Art nr Part No	Benämning	Description	Sats Kit	Anmärkning Notes
0020	1	1			923579.0053	Huvudventil	Main valve		
0040	2	1			923468.0520	•Ventilblock	•Valve plate		
0060	3	1			923468.0514	••Tätningssats	••Seal kit		
0080	4	1			923468.0522	••Backventil	••Check valve		
0100	5	1			923468.0523	••Sil	••Strainer		
0120	6	1			923468.0524	••Reduceringsventil	••Reducing valve		
0140	7	1			923636.0767	••Ventil	••Valve		
0160	8	1			923468.0526	••Växventil	••Reversing valve		
0180	9	1			923468.0527	••Reduceringsventil	••Reducing valve		
0190		1			923636.0008	•••Tätningssats	•••Seal kit		
0200	10	1			923468.0522	••Backventil	••Check valve		
0220	11	1			923468.0529	••Tryckbegränsningsventil	••Pressure limit valve		
0240	12	1			923636.0768	••Mottrycksventil	••Reaction valve		
0260	13	1			923468.0531	••Backventil	••Check valve		
0280	14	1				•Riktningssventil	•Reverse valve		
0300	15	1			923468.0516	••Tätningssats	••Seal kit		
0320	16								
0340	17	4			923636.0189	•Skruv	•Screw		
0360	18	4			923636.0190	•Skruv	•Screw		
0380	19	2			923636.0191	•Fäste	•Bracket		
									TIGHTEN TO 30 NM TIGHTEN TO 12 NM TIGHTEN TO 47-54 NM ACCUMULATOR MV = 9 NM TIGHTEN TO 9 NM ORBITROL MV=47-54 NM TIGHTEN TO 30 NM TIGHTEN TO 108-122 NM TIGHTEN TO 100 NM N.S.S.,SEE FIG. 1 FOR 4 SECTIONS NOT USED



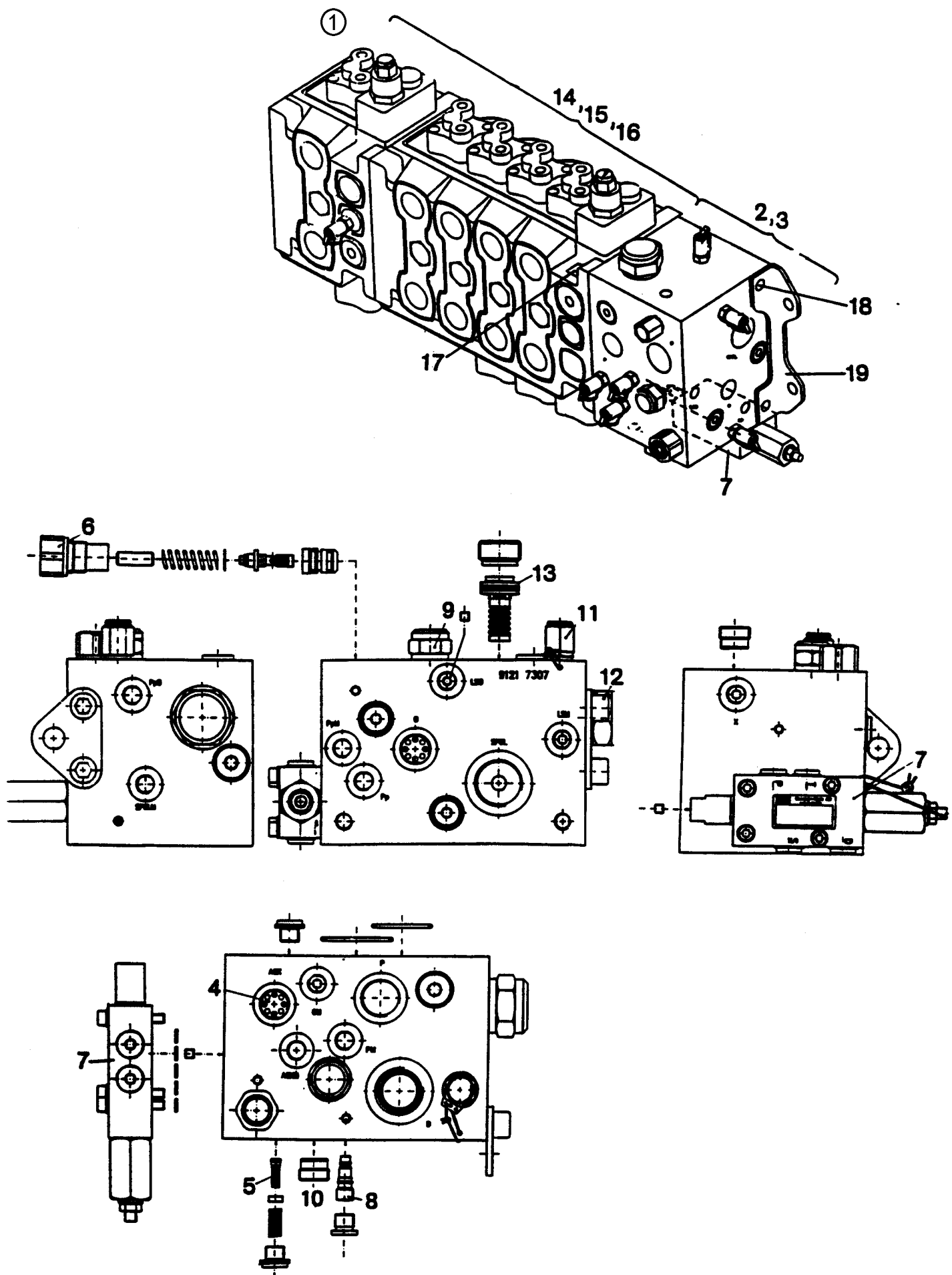
Reservdelar - Spare parts

70

151

1525

1525	Utgåva Issue		Bild nr Picture No		Huvudventil, 4+1 sekt. hydr. Perkins 923579.0008		Main valve, 4+1 sect. hydr. Perkins 923579.0008		
	980615		15587						
	Pos. Fig.	Antal/Quantity			Art nr Part No	Benämning	Description	Sats Kit	Anmärkning Notes
0020	1	1			923579.0008	Huvudventil	Main valve		
0040	2	1			923468.0520	•Ventilblock	•Valve plate		
0060	3	1			923468.0514	••Tätningssats	••Seal kit		
0080	4	1			923468.0522	••Backventil	••Check valve		
0100	5	1			923468.0523	••Sil	••Strainer		
0120	6	1			923468.0524	••Reduceringsventil	••Reducing valve		
0140	7	1			923636.0767	••Ventil	••Valve		
0160	8	1			923468.0526	••Växventil	••Reversing valve		
0180	9	1			923468.0527	••Reduceringsventil	••Reducing valve		
0190		1			923636.0008	•••Tätningssats	•••Seal kit		
0200	10	1			923468.0522	••Backventil	••Check valve		
0220	11	1			923468.0529	••Tryckbegränsningsventil	••Pressure limit valve		
0240	12	1			923468.0530	••Mottrycksventil	••Reaction valve		
0260	13	1			923468.0531	••Backventil	••Check valve		
0280	14	1				•Riktningssventil	•Reverse valve		
0300	15	1			923468.0516	••Tätningssats	••Seal kit		
0320	16	1			923468.0518	••Tätningssats	••Seal kit		
0340	17	4			923636.0189	•Skruv	•Screw		
0360	18	4			923636.0190	•Skruv	•Screw		
0380	19	2			923636.0191	•Fäste	•Bracket		
TIGHTEN TO 30 NM TIGHTEN TO 12 NM TIGHTEN TO 47-54 NM ACCUMULATOR MV = 9 NM TIGHTEN TO 9 NM ORBITROL MV=47-54 NM TIGHTEN TO 30 NM TIGHTEN TO 108-122 NM TIGHTEN TO 100 NM N.S.S.,SEE FIG. 1 FOR 4 SECTIONS FOR 1 SECTION									



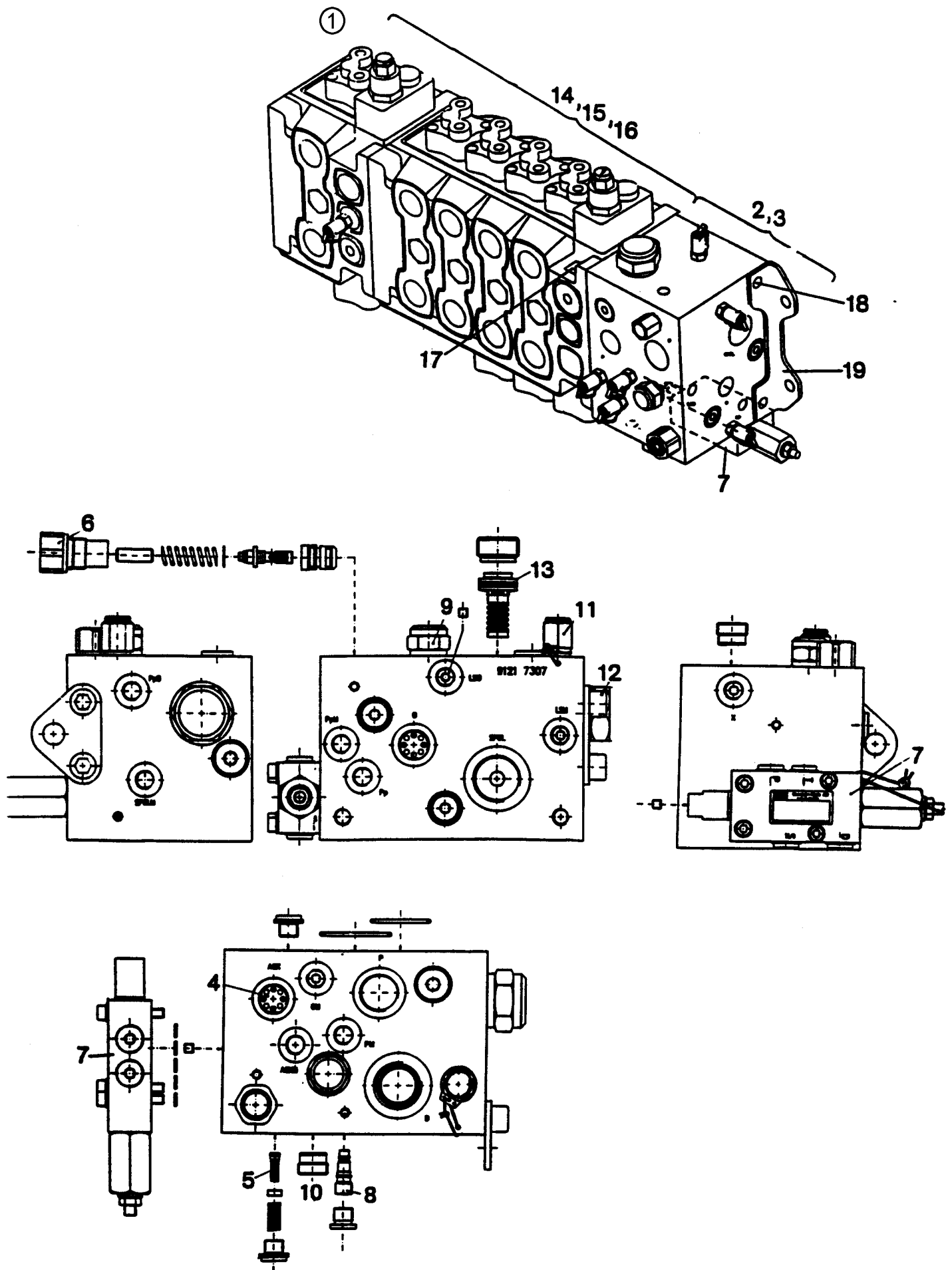
Reservdelar - Spare parts

70

153

1526

1526	Utgåva Issue		Bild nr Picture No		Huvudventil, 5 sekt. hydr. Perkins 923579.0031		Main valve, 5 sect. hydr. Perkins 923579.0031		
	Pos. Fig.	Antal/Quantity			Art nr Part No	Benämning	Description	Sats Kit	Anmärkning Notes
0020	1	1			923579.0031	Huvudventil	Main valve		
0040	2	1			923468.0520	•Ventilblock	•Valve plate		
0060	3	1			923468.0514	••Tätningssats	••Seal kit		
0080	4	1			923468.0522	••Backventil	••Check valve		
0100	5	1			923468.0523	••Sil	••Strainer		
0120	6	1			923468.0524	••Reduceringsventil	••Reducing valve		
0140	7	1			923636.0767	••Ventil	••Valve		
0160	8	1			923468.0526	••Växelventil	••Reversing valve		
0180	9	1			923468.0527	••Reduceringsventil	••Reducing valve		
0190		1			923636.0008	•••Tätningssats	•••Seal kit		
0200	10	1			923468.0522	••Backventil	••Check valve		
0220	11	1			923468.0529	••Tryckbegränsningsventil	••Pressure limit valve		
0240	12	1			923468.0530	••Mottrycksventil	••Reaction valve		
0260	13	1			923468.0531	••Backventil	••Check valve		
0280	14	1				•Riktningssventil	•Reverse valve		
0300	15	1			923468.0516	••Tätningssats	••Seal kit		
0320	16								
0340	17	4			923636.0189	•Skruv	•Screw		
0360	18	4			923636.0190	•Skruv	•Screw		
0380	19	2			923636.0191	•Fäste	•Bracket		
									TIGHTEN TO 30 NM TIGHTEN TO 12 NM TIGHTEN TO 47-54 NM ACCUMULATOR MV = 9 NM TIGHTEN TO 9 NM ORBITROL MV=47-54 NM TIGHTEN TO 30 NM TIGHTEN TO 108-122 NM TIGHTEN TO 100 NM N.S.S.,SEE FIG. 1 FOR 4 SECTIONS NOT USED



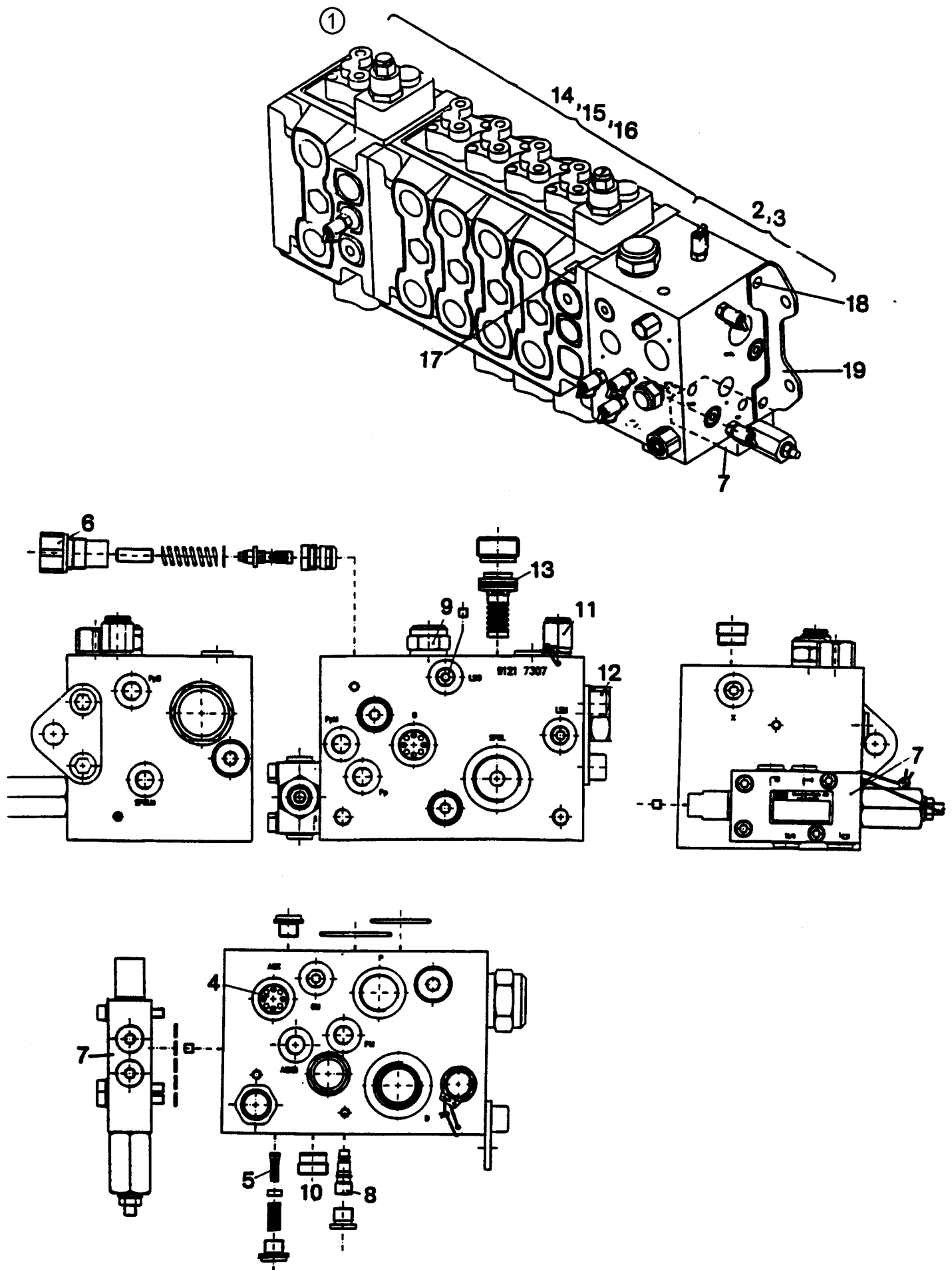
Reservdelar - Spare parts

70

155

1527

1527	Utgåva Issue		Bild nr Picture No		Huvudventil, 2+1 sekt. mek. Volvo och Perkins 923579.0015		Main valve, 2+1 sect. mech. Volvo and Perkins 923579.0015		
	Pos. Fig.	Antal/Quantity			Art nr Part No	Benämning	Description	Sats Kit	Anmärkning Notes
0020	1	1			923579.0015	Huvudventil	Main valve		
0040	2	1			923636.0508	•Ventilblock	•Valve plate		
0060	3	1			923468.0515	••Tätningssats	••Seal kit		
0080	4	1			923468.0522	••Backventil	••Check valve		TIGHTEN TO 30 NM
0100	5								NOT USED
0120	6								NOT USED
0140	7	1			923636.0767	••Ventil	••Valve		ACCUMULATOR MV = 9 NM
0160	8	1			923468.0526	••Växventil	••Reversing valve		TIGHTEN TO 9 NM
0180	9	1			923468.0527	••Reduceringsventil	••Reducing valve		ORBITROL MV=47-54 NM
0190		1			923636.0008	•••Tätningssats	•••Seal kit		
0200	10	1			923468.0522	••Backventil	••Check valve		TIGHTEN TO 30 NM
0220	11	1			923468.0529	••Tryckbegränsningsventil	••Pressure limit valve		
0240	12	1			923468.0530	••Mottrycksventil	••Reaction valve		TIGHTEN TO 108-122 NM
0260	13	1			923468.0531	••Backventil	••Check valve		TIGHTEN TO 100 NM
0280	14	1				•Riktningssventil	•Reverse valve		N.S.S.,SEE FIG. 1
0300	15	1			923468.0517	••Tätningssats	••Seal kit		FOR 4 SECTIONS
0320	16	1			923468.0519	••Tätningssats	••Seal kit		FOR 1 SECTION
0340	17	4			923636.0189	•Skruv	•Screw		
0360	18	4			923636.0190	•Skruv	•Screw		
0380	19	2			923636.0191	•Fäste	•Bracket		



Reservdelar - Spare parts

70

157

1528

1528	Utgåva Issue		Bild nr Picture No		Huvudventil, 2+2 sekt. mek. Volvo 923579.0018		Main valve, 2+2 sect. mech. Volvo 923579.0018		
	Pos. Fig.	Antal/Quantity			Art nr Part No	Benämning	Description	Sats Kit	Anmärkning Notes
0020	1	1			923579.0018	Huvudventil	Main valve		
0040	2	1			923636.0508	•Ventilblock	•Valve plate		
0060	3	1			923468.0515	••Tätningssats	••Seal kit		
0080	4	1			923468.0522	••Backventil	••Check valve		TIGHTEN TO 30 NM
0100	5								NOT USED
0120	6								NOT USED
0140	7	1			923636.0767	••Ventil	••Valve		ACCUMULATOR MV = 9 NM
0160	8	1			923468.0526	••Växventil	••Reversing valve		TIGHTEN TO 9 NM
0180	9	1			923468.0527	••Reduceringsventil	••Reducing valve		ORBITROL MV=47-54 NM
0190		1			923636.0008	•••Tätningssats	•••Seal kit		
0200	10	1			923468.0522	••Backventil	••Check valve		TIGHTEN TO 30 NM
0220	11	1			923468.0529	••Tryckbegränsningsventil	••Pressure limit valve		
0240	12	1			923468.0530	••Mottrycksventil	••Reaction valve		TIGHTEN TO 108-122 NM
0260	13	1			923468.0531	••Backventil	••Check valve		TIGHTEN TO 100 NM
0280	14	1				•Riktningssventil	•Reverse valve		N.S.S.,SEE FIG. 1
0300	15	1			923468.0517	••Tätningssats	••Seal kit		FOR 4 SECTIONS
0320	16	2			923468.0519	••Tätningssats	••Seal kit		FOR 1 SECTION
0340	17	4			923636.0189	•Skruv	•Screw		
0360	18	4			923636.0190	•Skruv	•Screw		
0380	19	2			923636.0191	•Fäste	•Bracket		

Reservdelar - Spare parts

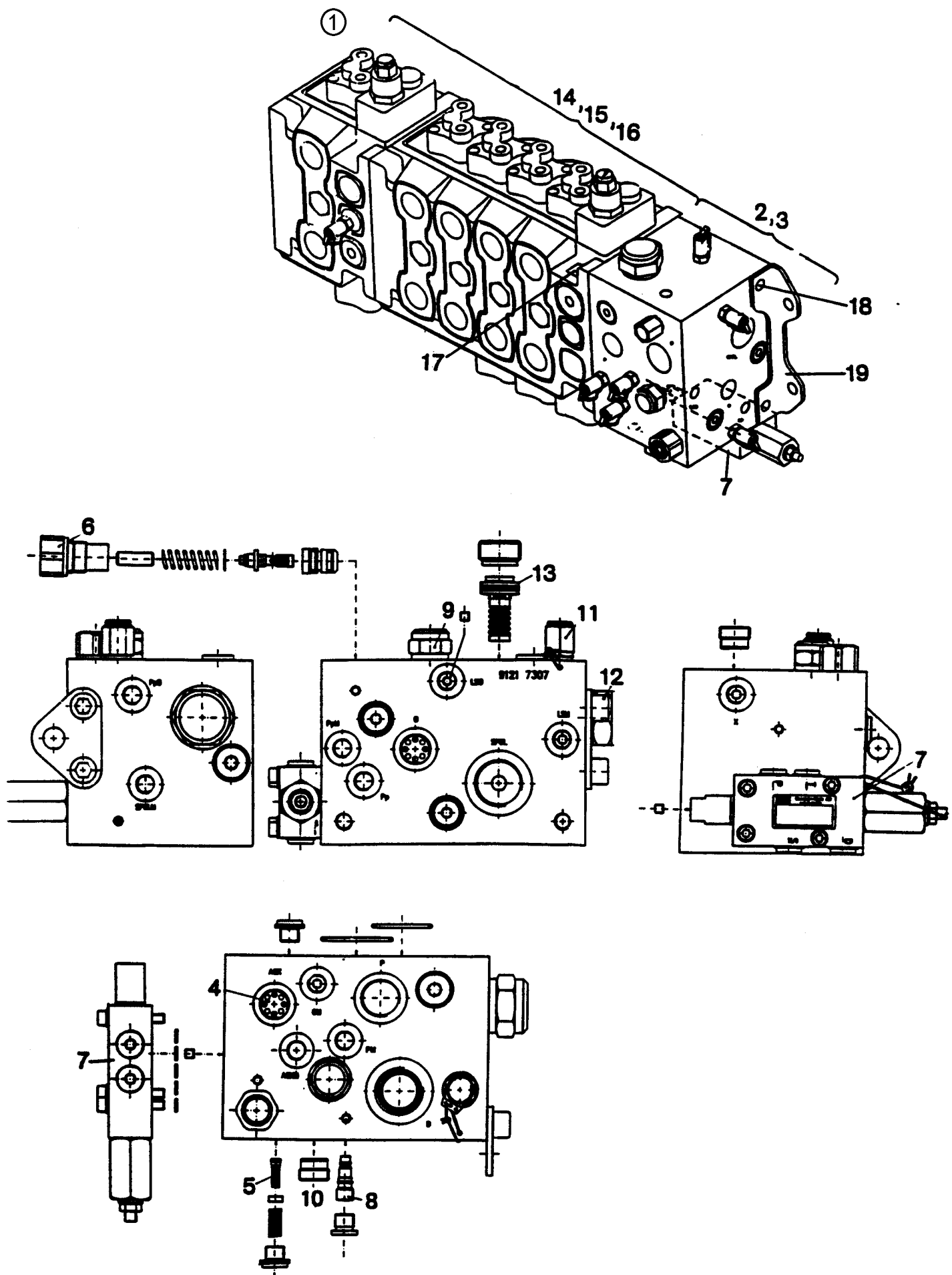
70

159

1529

1529

Utgåva Issue	Bild nr Picture No	Huvudventil, 2+2 sekt. mek. Volvo 923579.0046		Main valve, 2+2 sect. mech. Volvo 923579.0046				
980615	21790							
Pos. Fig.	Antal/Quantity			Art nr Part No	Benämning	Description	Sats Kit	Anmärkning Notes
0020	1	1		923579.0046	Huvudventil	Main valve		
0040	2	1		923636.0765	•Ventilblock	•Valve plate		
0060	3	1		923468.0515	••Tätningssats	••Seal kit		
0080	4	1		923468.0522	••Backventil	••Check valve		TIGHTEN TO 30 NM
0100	5	1		923636.0766	••Reduceringsventil	••Reducing valve		
0120	6							NOT USED
0140	7	1		923636.0767	••Ventil	••Valve		ACCUMULATOR MV = 9 NM
0160	8							NOT USED
0180	9	1		923468.0527	••Reduceringsventil	••Reducing valve		ORBITROL MV=47-54 NM
0190		1		923636.0008	•••Tätningssats	•••Seal kit		
0200	10	1		923468.0522	••Backventil	••Check valve		TIGHTEN TO 30 NM
0220	11	1		923468.0529	••Tryckbegränsningsventil	••Pressure limit valve		
0240	12	1		923636.0768	••Mottrycksventil	••Reaction valve		TIGHTEN TO 108-122 NM
0260	13	1		923468.0531	••Backventil	••Check valve		TIGHTEN TO 100 NM
0280	14	1			•Riktningventil	•Reverse valve		N.S.S.,SEE FIG. 1
0300	15	1		923468.0517	••Tätningssats	••Seal kit		FOR 4 SECTIONS
0320	16	2		923468.0519	••Tätningssats	••Seal kit		FOR 1 SECTION
0340	17	4		923636.0189	•Skruv	•Screw		
0360	18	4		923636.0190	•Skruv	•Screw		
0380	19	2		923636.0191	•Fäste	•Bracket		



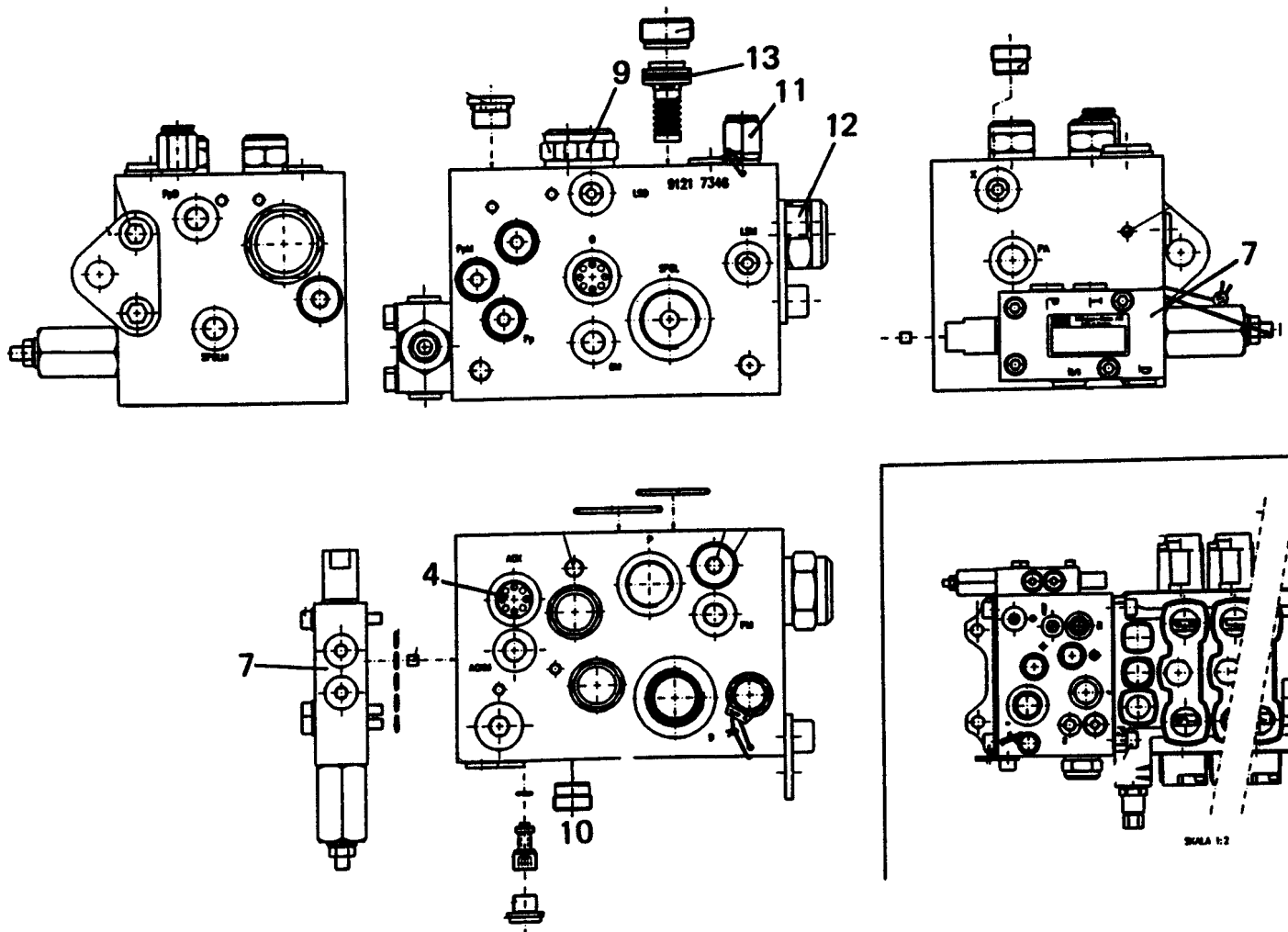
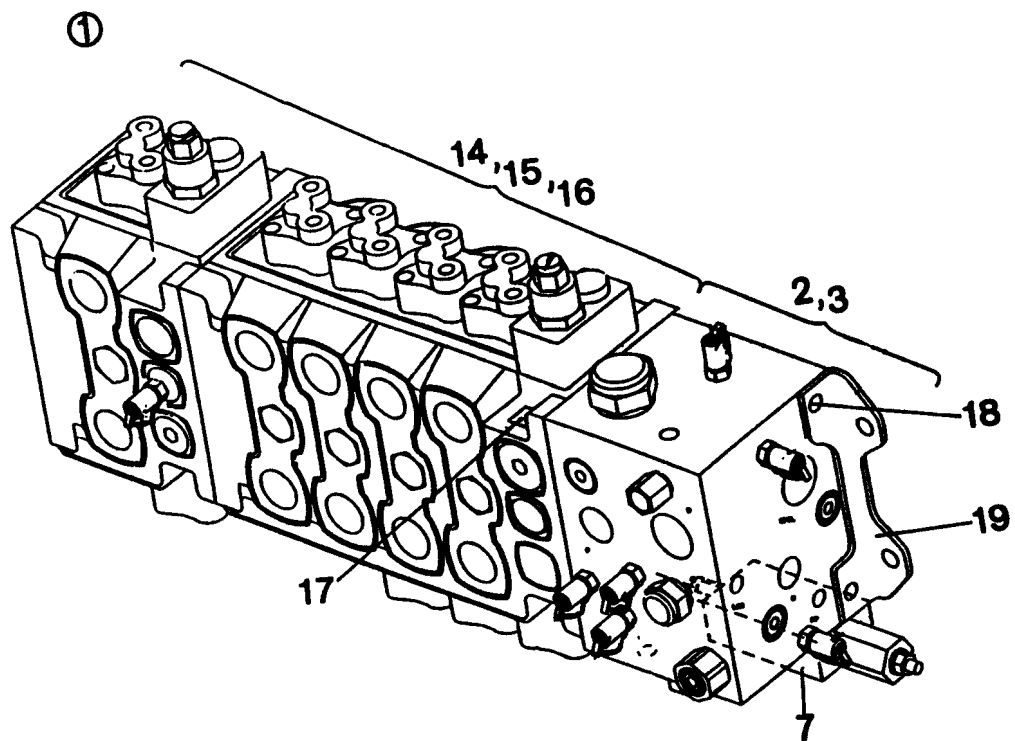
Reservdelar - Spare parts

70

161

1530

1530	Utgåva Issue		Bild nr Picture No		Huvudventil, 3+1 sekt. mek. Volvo 923579.0009		Main valve, 3+1 sect. mech. Volvo 923579.0009		
	Pos. Fig.	Antal/Quantity			Art nr Part No	Benämning	Description	Sats Kit	Anmärkning Notes
0020	1	1			923579.0009	Huvudventil	Main valve		
0040	2	1			923636.0508	•Ventilblock	•Valve plate		
0060	3	1			923468.0515	••Tätningssats	••Seal kit		
0080	4	1			923468.0522	••Backventil	••Check valve		
0100	5								TIGHTEN TO 30 NM
0120	6								NOT USED
0140	7	1			923636.0767	••Ventil	••Valve		NOT USED
0160	8	1			923468.0526	••Växelventil	••Reversing valve		ACCUMULATOR MV = 9 NM
0180	9	1			923468.0527	••Reduceringsventil	••Reducing valve		TIGHTEN TO 9 NM
0190		1			923636.0008	•••Tätningssats	•••Seal kit		ORBITROL MV=47-54 NM
0200	10	1			923468.0522	••Backventil	••Check valve		
0220	11	1			923468.0529	••Tryckbegränsningsventil	••Pressure limit valve		TIGHTEN TO 30 NM
0240	12	1			923468.0530	••Mottrycksventil	••Reaction valve		
0260	13	1			923468.0531	••Backventil	••Check valve		TIGHTEN TO 108-122 NM
0280	14	1				•Riktningssventil	•Reverse valve		TIGHTEN TO 100 NM
0300	15	1			923468.0517	••Tätningssats	••Seal kit		N.S.S.,SEE FIG. 1
0320	16	1			923468.0519	••Tätningssats	••Seal kit		FOR 4 SECTIONS
0340	17	4			923636.0189	•Skruv	•Screw		FOR 1 SECTION
0360	18	4			923636.0190	•Skruv	•Screw		
0380	19	2			923636.0191	•Fäste	•Bracket		



18032

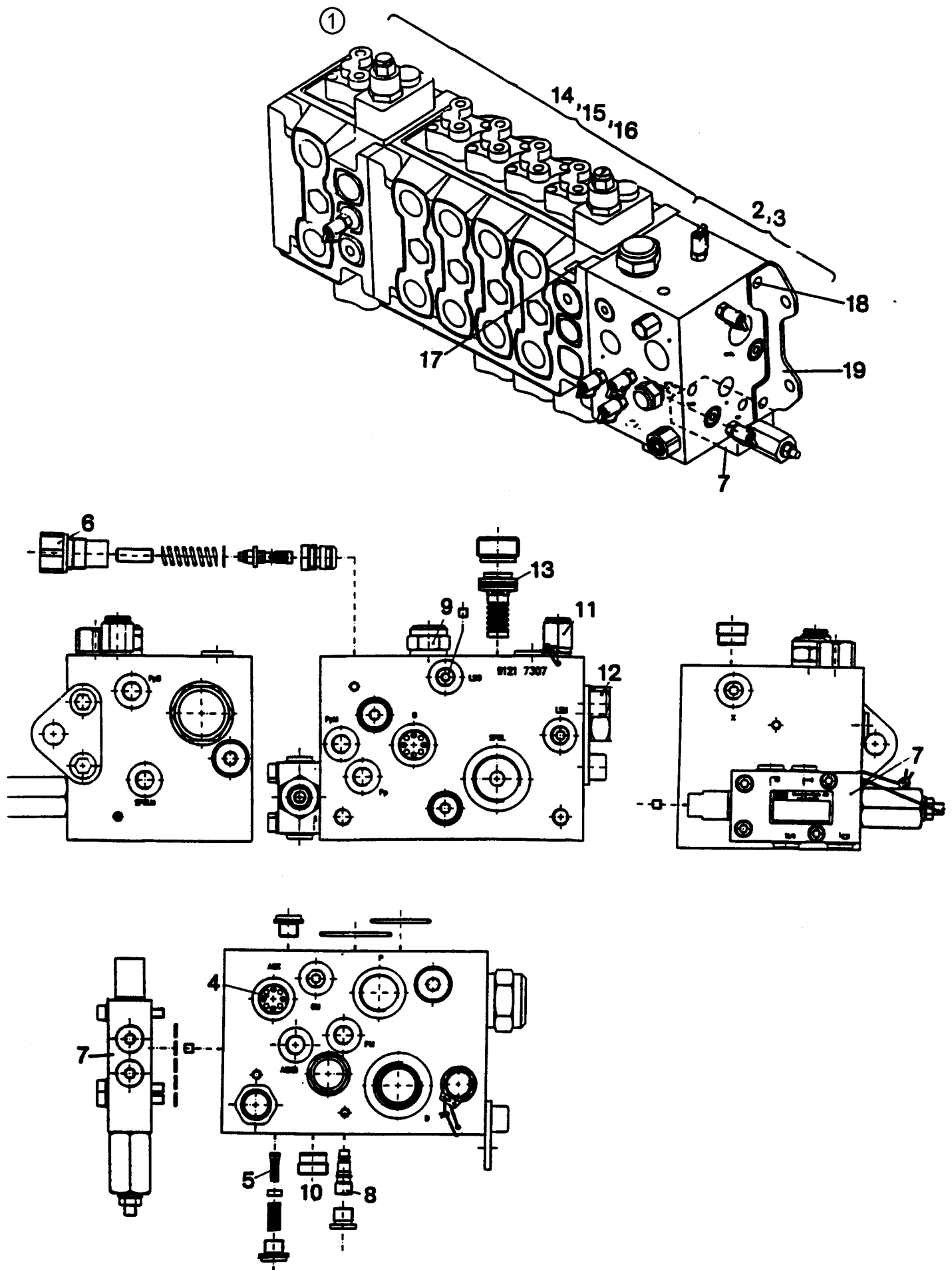
Reservdelar - Spare parts

70

163

1531

1531	Utgåva Issue		Bild nr Picture No		Huvudventil, 2+2 sekt. mek. Volvo 923579.0024		Main valve, 2+2 sect. mech. Volvo 923579.0024		
	Pos. Fig.	Antal/Quantity			Art nr Part No	Benämning	Description	Sats Kit	Anmärkning Notes
0020	1	1			923579.0024	Huvudventil	Main valve		
0040	2	1			923636.0366	•Ventilblock	•Valve plate		
0060	3	1			923468.0515	••Tätningssats	••Seal kit		
0080	4	1			923468.0522	••Backventil	••Check valve		TIGHTEN TO 30 NM
0100	5								NOT USED
0120	6								NOT USED
0140	7	1			923636.0767	••Ventil	••Valve		ACCUMULATOR MV = 9 NM
0160	8								NOT USED
0180	9	1			923468.0527	••Reduceringsventil	••Reducing valve		ORBITROL MV=47-54 NM
0190		1			923636.0008	•••Tätningssats	•••Seal kit		
0200	10	1			923468.0522	••Backventil	••Check valve		TIGHTEN TO 30 NM
0220	11	1			923468.0529	••Tryckbegränsningsventil	••Pressure limit valve		
0240	12	1			923468.0530	••Mottrycksventil	••Reaction valve		TIGHTEN TO 108-122 NM
0260	13	1			923468.0531	••Backventil	••Check valve		TIGHTEN TO 100 NM
0280	14	1				•Riktningssventil	•Reverse valve		N.S.S.,SEE FIG. 1
0300	15	1			923468.0517	••Tätningssats	••Seal kit		FOR 4 SECTIONS
0320	16	2			923468.0519	••Tätningssats	••Seal kit		FOR 1 SECTION
0340	17	4			923636.0189	•Skruv	•Screw		
0360	18	4			923636.0190	•Skruv	•Screw		
0380	19	2			923636.0191	•Fäste	•Bracket		

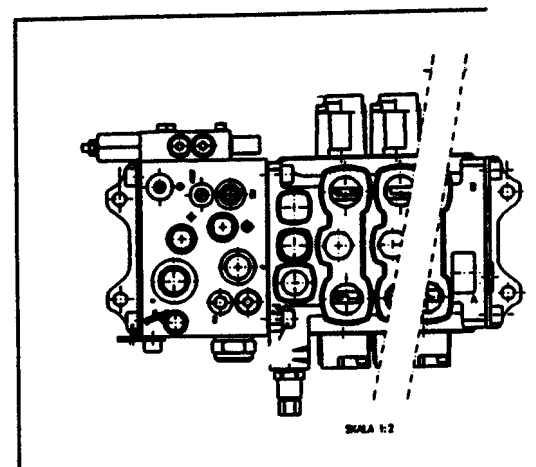
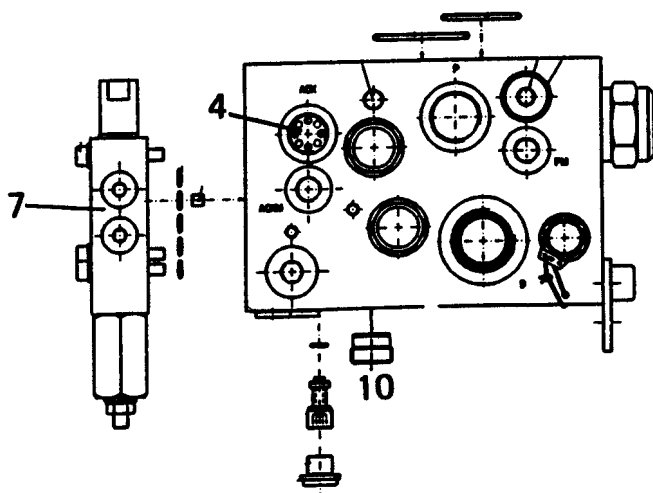
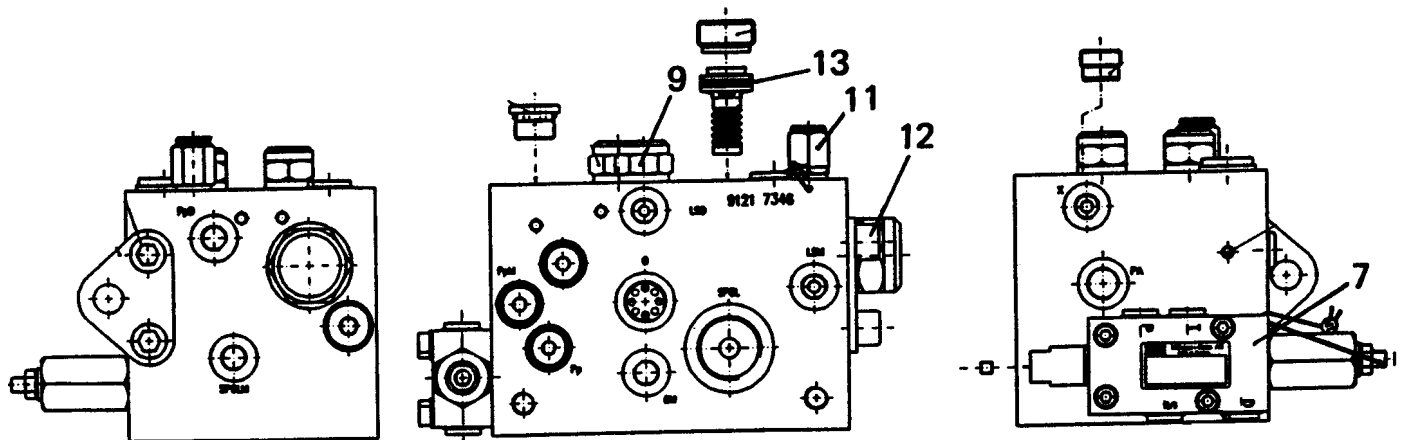
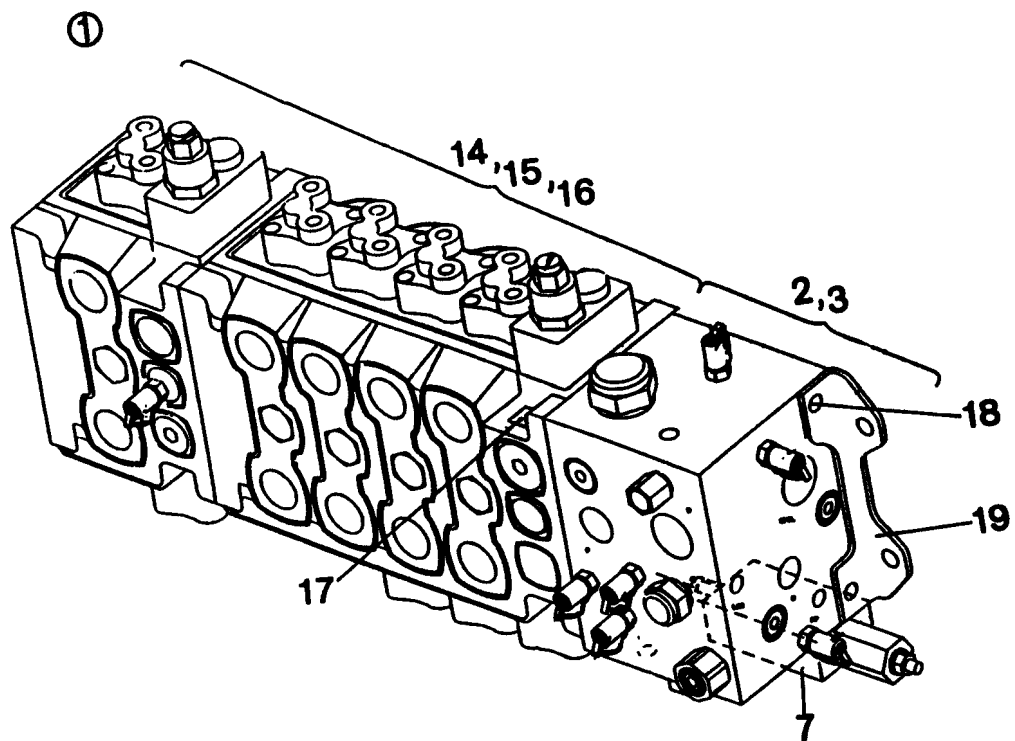


Reservdelar - Spare parts

70

165

1532	Utgåva Issue		Bild nr Picture No		Huvudventil, 3+2 sekt. mek. Volvo 923579.0017		Main valve, 3+2 sect. mech. Volvo 923579.0017	
	980615		15587					
Pos. Fig.	Antal/Quantity			Art nr Part No	Benämning	Description	Sats Kit	Anmärkning Notes
0020	1	1		923579.0017	Huvudventil	Main valve		
0040	2	1		923636.0508	•Ventilblock	•Valve plate		
0060	3	1		923468.0515	••Tätningssats	••Seal kit		
0080	4	1		923468.0522	••Backventil	••Check valve		
0100	5							TIGHTEN TO 30 NM
0120	6							NOT USED
0140	7	1		923636.0767	••Ventil	••Valve		NOT USED
0160	8	1		923468.0526	••Växventil	••Reversing valve		ACCUMULATOR MV = 9 NM
0180	9	1		923468.0527	••Reduceringsventil	••Reducing valve		TIGHTEN TO 9 NM
0190		1		923636.0008	•••Tätningssats	•••Seal kit		ORBITROL MV=47-54 NM
0200	10	1		923468.0522	••Backventil	••Check valve		
0220	11	1		923468.0529	••Tryckbegränsningsventil	••Pressure limit valve		TIGHTEN TO 30 NM
0240	12	1		923468.0530	••Mottrycksventil	••Reaction valve		
0260	13	1		923468.0531	••Backventil	••Check valve		TIGHTEN TO 108-122 NM
0280	14	1			•Riktningsventil	•Reverse valve		TIGHTEN TO 100 NM
0300	15	1		923468.0517	••Tätningssats	••Seal kit		N.S.S.,SEE FIG. 1
0320	16	2		923468.0519	••Tätningssats	••Seal kit		FOR 4 SECTIONS
0340	17	4		923636.0189	•Skruv	•Screw		FOR 1 SECTION
0360	18	4		923636.0190	•Skruv	•Screw		
0380	19	2		923636.0191	•Fäste	•Bracket		



Reservdelar - Spare parts

70

167

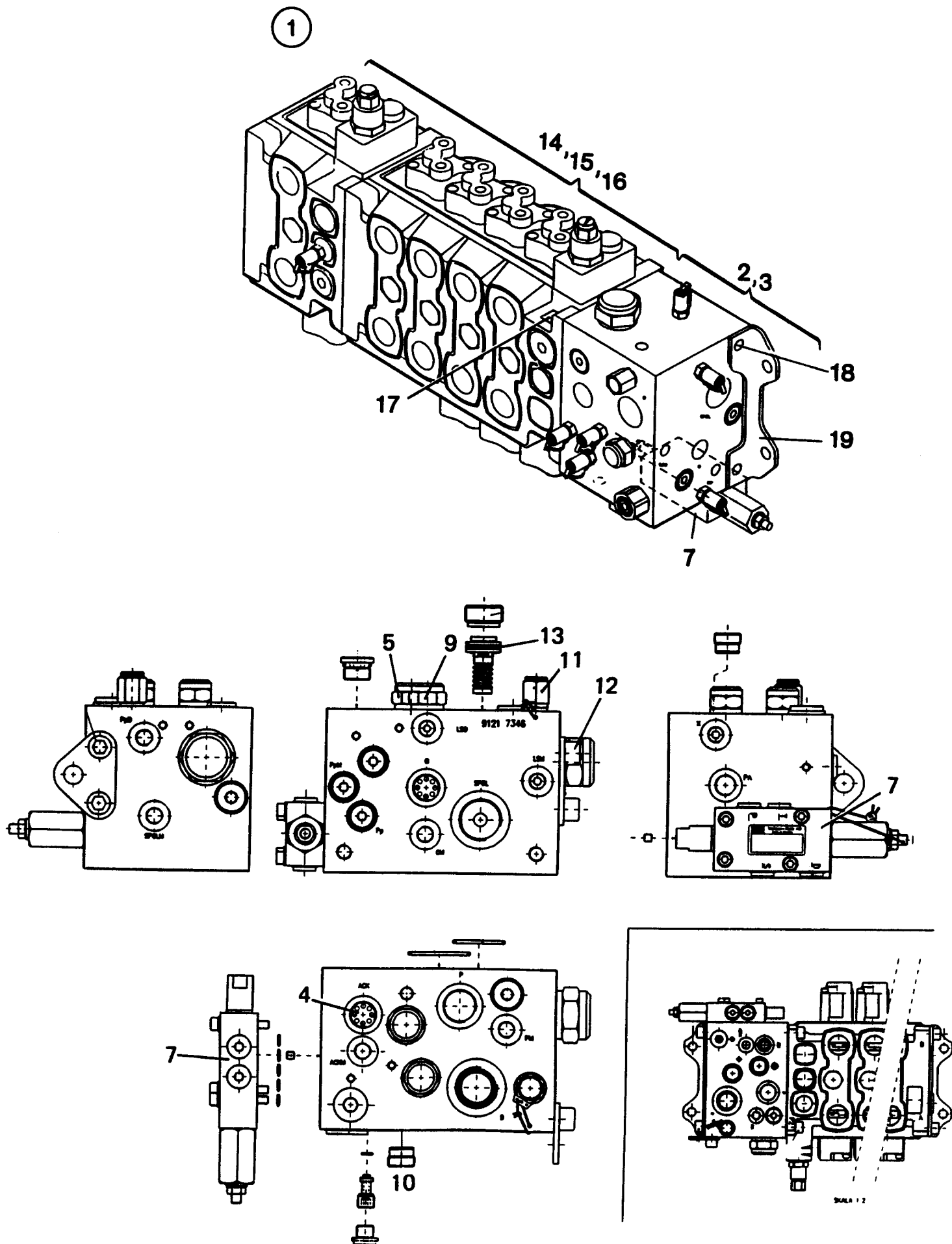
1533

1533	Utgåva Issue		Bild nr Picture No		Huvudventil, 3+2 sekt. mek. Volvo 923579.0025		Main valve, 3+2 sect. mech. Volvo 923579.0025		
	Pos. Fig.	Antal/Quantity			Art nr Part No	Benämning	Description	Sats Kit	Anmärkning Notes
0020	1	1			923579.0025	Huvudventil	Main valve		
0040	2	1			923636.0366	•Ventilblock	•Valve plate		
0060	3	1			923468.0515	••Tätningssats	••Seal kit		
0080	4	1			923468.0522	••Backventil	••Check valve		
0100	5								
0120	6								
0140	7	1			923636.0767	••Ventil	••Valve		
0160	8								
0180	9	1			923468.0527	••Reduceringsventil	••Reducing valve		
0190		1			923636.0008	•••Tätningssats	•••Seal kit		
0200	10	1			923468.0522	••Backventil	••Check valve		
0220	11	1			923468.0529	••Tryckbegränsningsventil	••Pressure limit valve		
0240	12	1			923468.0530	••Mottrycksventil	••Reaction valve		
0260	13	1			923468.0531	••Backventil	••Check valve		
0280	14	1				•Riktningssventil	•Reverse valve		
0300	15	1			923468.0517	••Tätningssats	••Seal kit		
0320	16	2			923468.0519	••Tätningssats	••Seal kit		
0340	17	4			923636.0189	•Skruv	•Screw		
0360	18	4			923636.0190	•Skruv	•Screw		
0380	19	2			923636.0191	•Fäste	•Bracket		

TIGHTEN TO 30 NM
NOT USED
NOT USED
ACCUMULATOR MV = 9 NM
NOT USED
ORBITROL MV=47-54 NM

TIGHTEN TO 30 NM

TIGHTEN TO 108-122 NM
TIGHTEN TO 100 NM
N.S.S.,SEE FIG. 1
FOR 4 SECTIONS
FOR 1 SECTION



21790

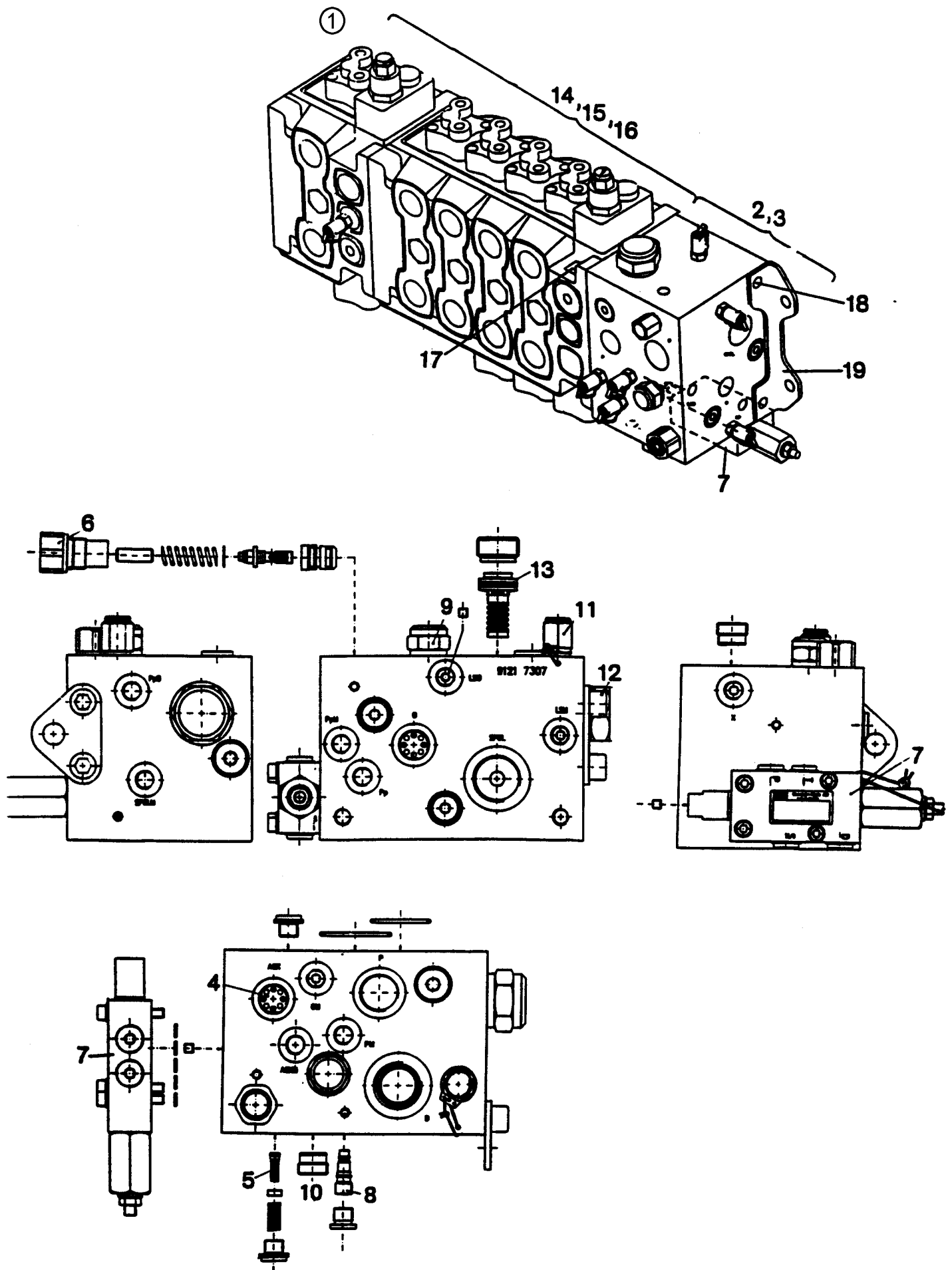
Reservdelar - Spare parts

70

169

1534

1534	Utgåva Issue		Bild nr Picture No		Huvudventil, 3+2 sekt. mek. Volvo 923579.0047		Main valve, 3+2 sect. mech. Volvo 923579.0047		
	Pos. Fig.	Antal/Quantity			Art nr Part No	Benämning	Description	Sats Kit	Anmärkning Notes
0020	1	1			923579.0047	Huvudventil	Main valve		TIGHTEN TO 30 NM NOT USED ACCUMULATOR MV = 9 NM NOT USED ORBITROL MV=47-54 NM TIGHTEN TO 30 NM TIGHTEN TO 108-122 NM TIGHTEN TO 100 NM N.S.S.,SEE FIG. 1 FOR 4 SECTIONS FOR 1 SECTION
0040	2	1			923636.0765	•Ventilblock	•Valve plate		
0060	3	1			923468.0515	••Tätningssats	••Seal kit		
0080	4	1			923468.0522	••Backventil	••Check valve		
0100	5	1			923636.0766	••Reduceringsventil	••Reducing valve		
0120	6								
0140	7	1			923636.0767	••Ventil	••Valve		
0160	8								
0180	9	1			923468.0527	••Reduceringsventil	••Reducing valve		
0190		1			923636.0008	•••Tätningssats	•••Seal kit		
0200	10	1			923468.0522	••Backventil	••Check valve		
0220	11	1			923468.0529	••Tryckbegränsningsventil	••Pressure limit valve		
0240	12	1			923636.0768	••Mottrycksventil	••Reaction valve		
0260	13	1			923468.0531	••Backventil	••Check valve		
0280	14	1				•Riktningssventil	•Reverse valve		
0300	15	1			923468.0517	••Tätningssats	••Seal kit		
0320	16	2			923468.0519	••Tätningssats	••Seal kit		
0340	17	4			923636.0189	•Skruv	•Screw		
0360	18	4			923636.0190	•Skruv	•Screw		
0380	19	2			923636.0191	•Fäste	•Bracket		



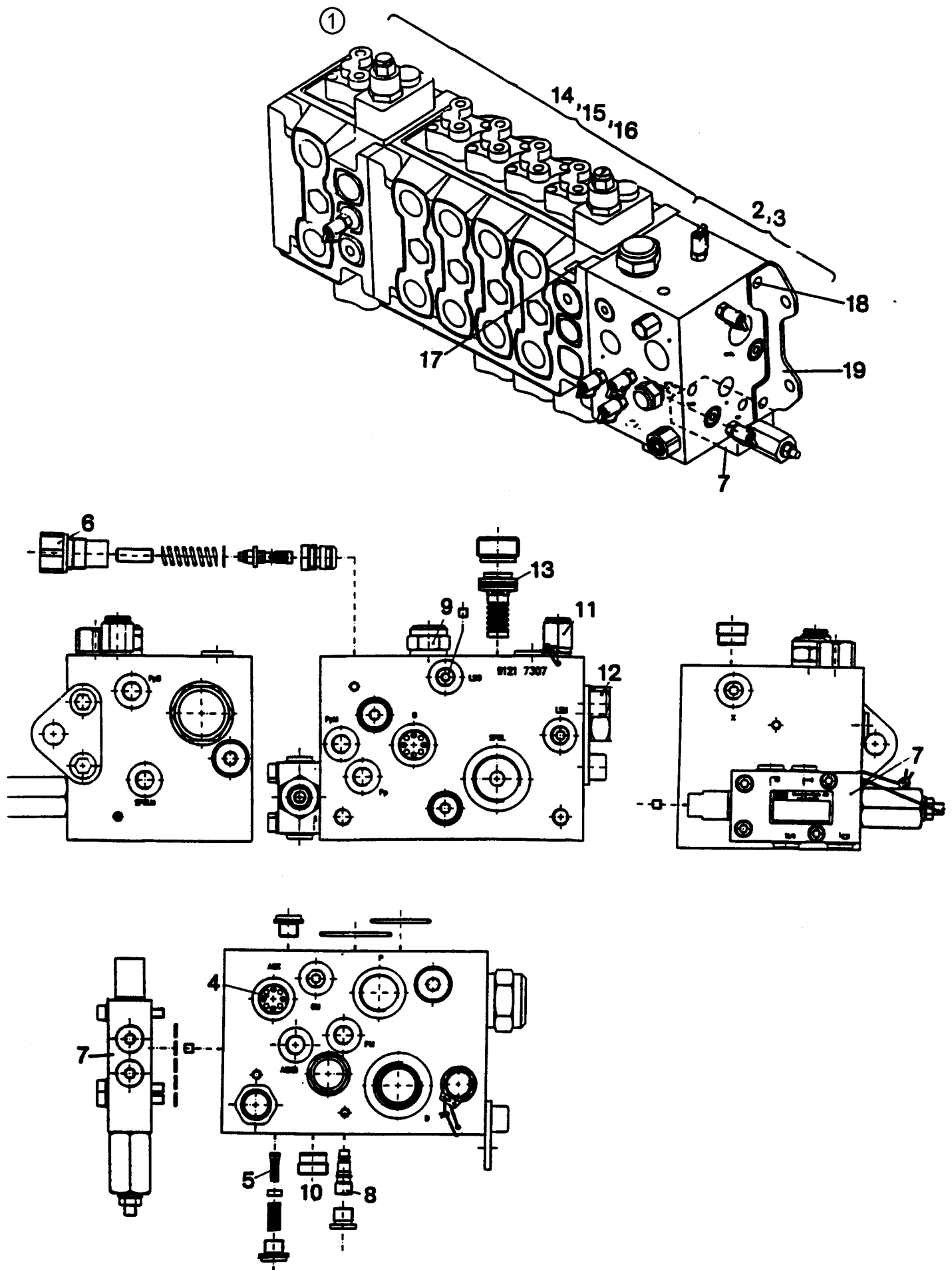
Reservdelar - Spare parts

70

171

1535

1535	Utgåva Issue		Bild nr Picture No		Huvudventil, 4+1 sekt. mek. Volvo 923579.0006		Main valve, 4+1 sect. mech. Volvo 923579.0006		
	Pos. Fig.	Antal/Quantity			Art nr Part No	Benämning	Description	Sats Kit	Anmärkning Notes
0020	1	1			923579.0006	Huvudventil	Main valve		
0040	2	1			923636.0508	•Ventilblock	•Valve plate		
0060	3	1			923468.0515	••Tätningssats	••Seal kit		
0080	4	1			923468.0522	••Backventil	••Check valve		
0100	5								TIGHTEN TO 30 NM
0120	6								NOT USED
0140	7	1			923636.0767	••Ventil	••Valve		NOT USED
0160	8	1			923468.0526	••Växelventil	••Reversing valve		ACCUMULATOR MV = 9 NM
0180	9	1			923468.0527	••Reduceringsventil	••Reducing valve		TIGHTEN TO 9 NM
0190		1			923636.0008	•••Tätningssats	•••Seal kit		ORBITROL MV=47-54 NM
0200	10	1			923468.0522	••Backventil	••Check valve		
0220	11	1			923468.0529	••Tryckbegränsningsventil	••Pressure limit valve		TIGHTEN TO 30 NM
0240	12	1			923468.0530	••Mottrycksventil	••Reaction valve		
0260	13	1			923468.0531	••Backventil	••Check valve		TIGHTEN TO 108-122 NM
0280	14	1				•Riktningssventil	•Reverse valve		TIGHTEN TO 100 NM
0300	15	1			923468.0517	••Tätningssats	••Seal kit		N.S.S.,SEE FIG. 1
0320	16	1			923468.0519	••Tätningssats	••Seal kit		FOR 4 SECTIONS
0340	17	4			923636.0189	•Skruv	•Screw		FOR 1 SECTION
0360	18	4			923636.0190	•Skruv	•Screw		
0380	19	2			923636.0191	•Fäste	•Bracket		



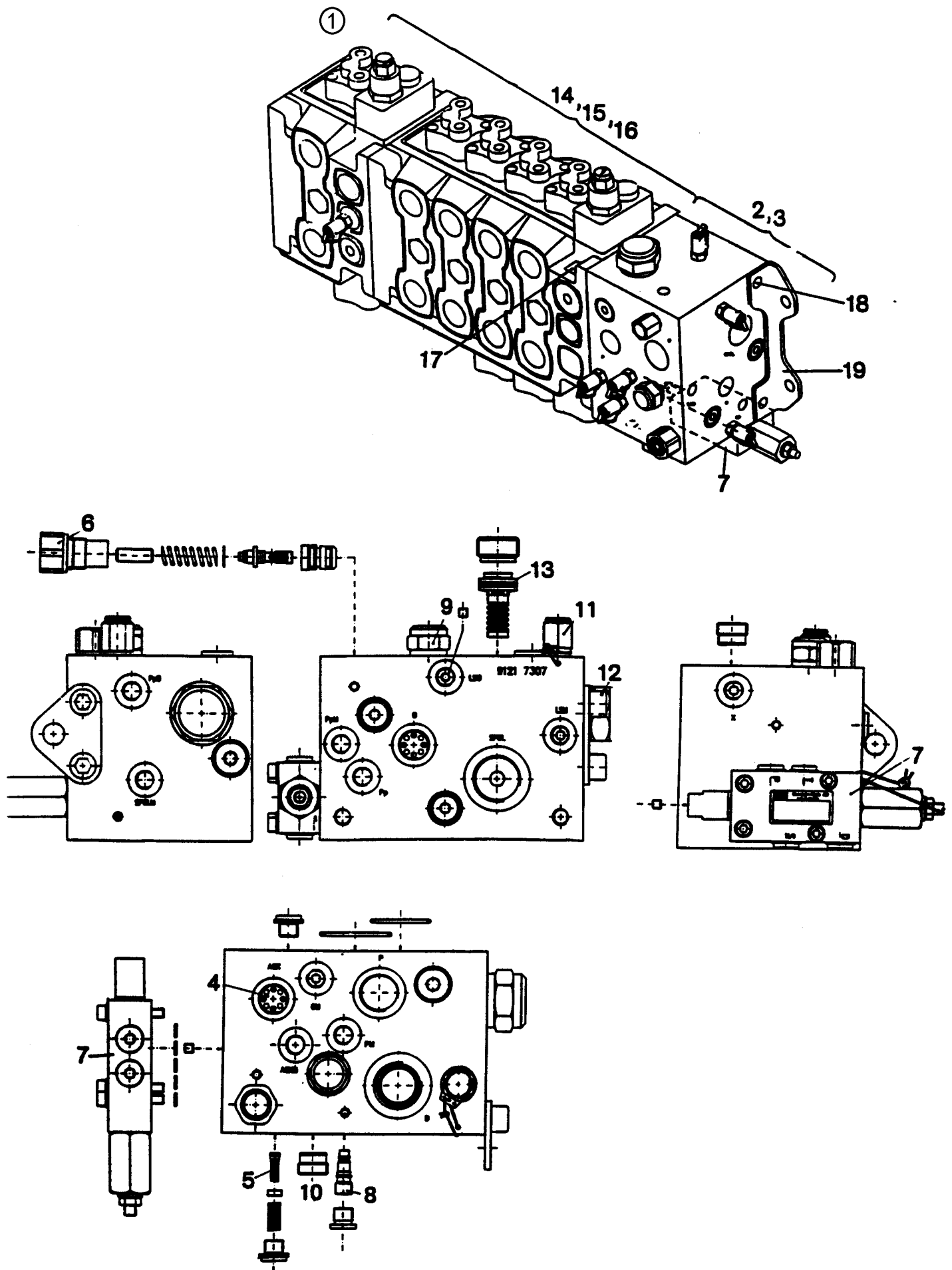
Reservdelar - Spare parts

70

173

1540

1540	Utgåva Issue		Bild nr Picture No		Huvudventil, 4 sekt. mek. Perkins 923579.0005		Main valve, 4 sect. mech. Perkins 923579.0005		
	Pos. Fig.	Antal/Quantity			Art nr Part No	Benämning	Description	Sats Kit	Anmärkning Notes
0020	1	1			923579.0005	Huvudventil	Main valve		
0040	2	1			923636.0508	•Ventilblock	•Valve plate		
0060	3	1			923468.0515	••Tätningssats	••Seal kit		
0080	4	1			923468.0522	••Backventil	••Check valve		
0100	5								TIGHTEN TO 30 NM
0120	6								NOT USED
0140	7	1			923636.0767	••Ventil	••Valve		NOT USED
0160	8	1			923468.0526	••Växelventil	••Reversing valve		ACCUMULATOR MV = 9 NM
0180	9	1			923468.0527	••Reduceringsventil	••Reducing valve		TIGHTEN TO 9 NM
0190		1			923636.0008	•••Tätningssats	•••Seal kit		ORBITROL MV=47-54 NM
0200	10	1			923468.0522	••Backventil	••Check valve		
0220	11	1			923468.0529	••Tryckbegränsningsventil	••Pressure limit valve		TIGHTEN TO 30 NM
0240	12	1			923468.0530	••Mottrycksventil	••Reaction valve		
0260	13	1			923468.0531	••Backventil	••Check valve		TIGHTEN TO 108-122 NM
0280	14	1				•Riktningssventil	•Reverse valve		TIGHTEN TO 100 NM
0300	15	1			923468.0517	••Tätningssats	••Seal kit		N.S.S.,SEE FIG. 1
0320	16								FOR 4 SECTIONS
0340	17	4			923636.0189	•Skruv	•Screw		NOT USED
0360	18	4			923636.0190	•Skruv	•Screw		
0380	19	2			923636.0191	•Fäste	•Bracket		



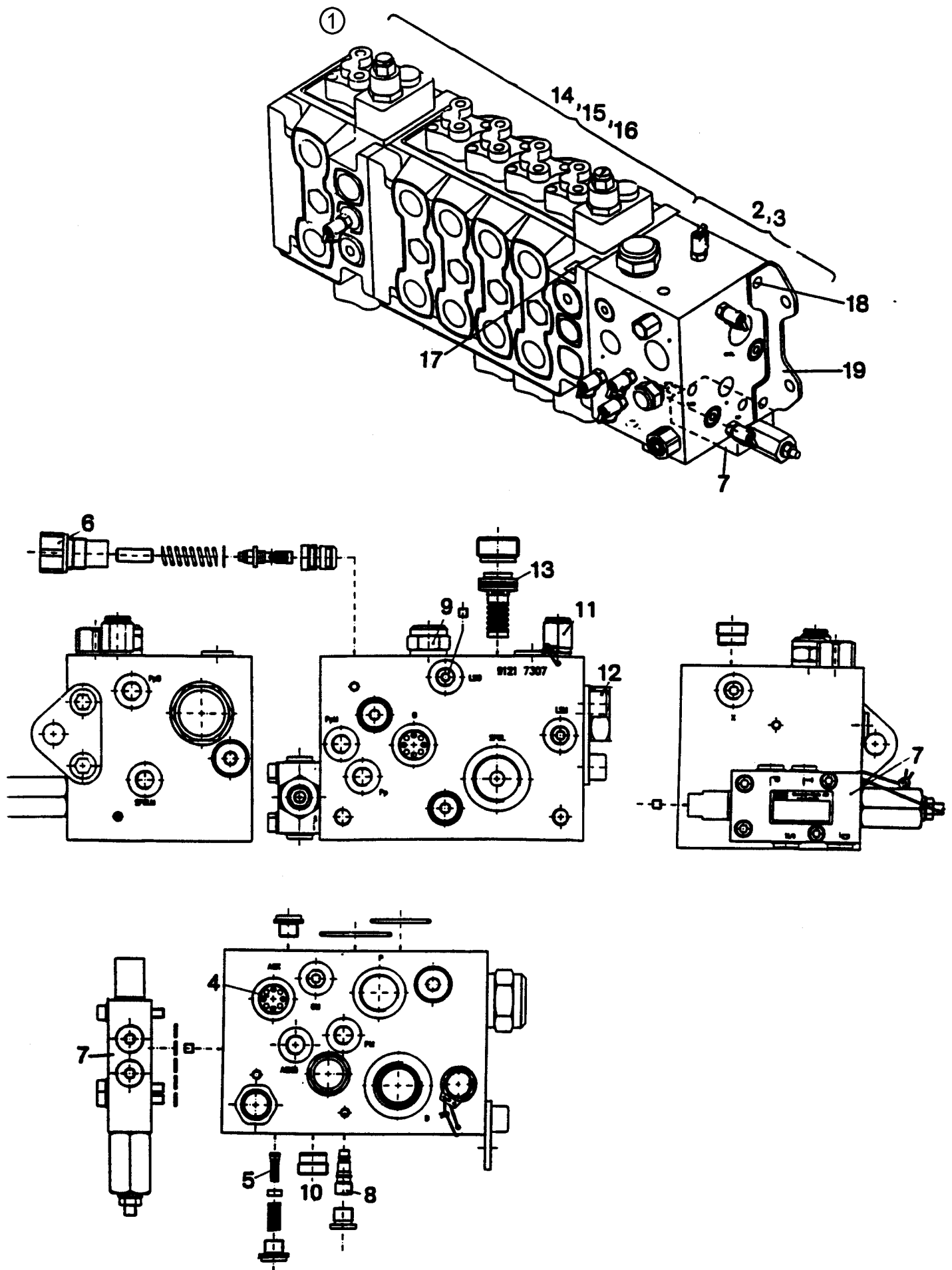
Reservdelar - Spare parts

70

175

1542

1542	Utgåva Issue		Bild nr Picture No		Huvudventil, 4 sekt. mek. Perkins 923579.0028		Main valve, 4 sect. mech. Perkins 923579.0028		
	Pos. Fig.	Antal/Quantity			Art nr Part No	Benämning	Description	Sats Kit	Anmärkning Notes
0020	1	1			923579.0028	Huvudventil	Main valve		
0040	2	1			923636.0508	•Ventilblock	•Valve plate		
0060	3	1			923468.0515	••Tätningssats	••Seal kit		
0080	4	1			923468.0522	••Backventil	••Check valve		
0100	5								TIGHTEN TO 30 NM
0120	6								NOT USED
0140	7	1			923636.0767	••Ventil	••Valve		NOT USED
0160	8	1			923468.0526	••Växelventil	••Reversing valve		ACCUMULATOR MV = 9 NM
0180	9	1			923468.0527	••Reduceringsventil	••Reducing valve		TIGHTEN TO 9 NM
0190		1			923636.0008	•••Tätningssats	•••Seal kit		ORBITROL MV=47-54 NM
0200	10	1			923468.0522	••Backventil	••Check valve		
0220	11	1			923468.0529	••Tryckbegränsningsventil	••Pressure limit valve		TIGHTEN TO 30 NM
0240	12	1			923468.0530	••Mottrycksventil	••Reaction valve		
0260	13	1			923468.0531	••Backventil	••Check valve		TIGHTEN TO 108-122 NM
0280	14	1				•Riktningssventil	•Reverse valve		TIGHTEN TO 100 NM
0300	15	1			923468.0517	••Tätningssats	••Seal kit		N.S.S., SEE FIG. 1
0320	16								FOR 4 SECTIONS
0340	17	4			923636.0189	•Skruv	•Screw		NOT USED
0360	18	4			923636.0190	•Skruv	•Screw		
0380	19	2			923636.0191	•Fäste	•Bracket		



Reservdelar - Spare parts

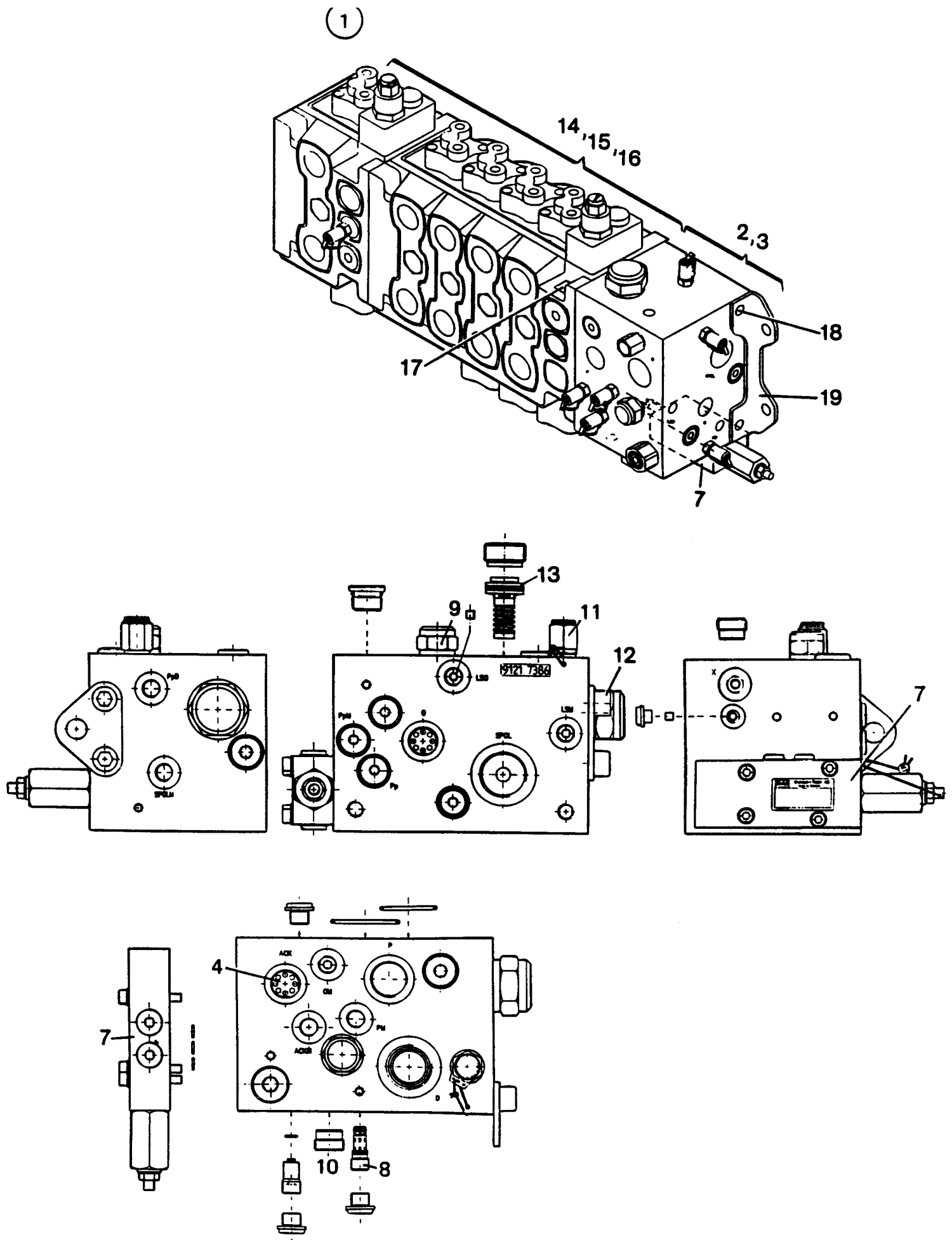
70

177

1543	Utgåva Issue		Bild nr Picture No		Huvudventil, 4 sekt. mek. Perkins 923579.0032		Main valve, 4 sect. mech. Perkins 923579.0032	
	980615		15587					
Pos. Fig.	Antal/Quantity			Art nr Part No	Benämning	Description	Sats Kit	Anmärkning Notes
0020	1	1		923579.0032	Huvudventil	Main valve		
0040	2	1		923636.0508	•Ventilblock	•Valve plate		
0060	3	1			••Tätningssats	••Seal kit		
0080	4	1		923468.0522	••Backventil	••Check valve		
0100	5							
0120	6							
0140	7	1		923636.0767	••Ventil	••Valve		
0160	8	1		923468.0526	••Växventil	••Reversing valve		
0180	9	1		923468.0527	••Reduceringsventil	••Reducing valve		
0190		1			•••Tätningssats	•••Seal kit		
0200	10	1		923468.0522	••Backventil	••Check valve		
0220	11	1		923468.0529	••Tryckbegränsningsventil	••Pressure limit valve		
0240	12	1		923468.0530	••Mottrycksventil	••Reaction valve		
0260	13	1		923468.0531	••Backventil	••Check valve		
0280	14	1			•Riktningsventil	•Reverse valve		
0300	15	1			••Tätningssats	••Seal kit		
0320	16							
0340	17	4		923636.0189	•Skruv	•Screw		
0360	18	4		923636.0190	•Skruv	•Screw		
0380	19	2		923636.0191	•Fäste	•Bracket		

1)
TIGHTEN TO 30 NM
NOT USED
NOT USED
ACCUMULATOR MV = 9 NM
TIGHTEN TO 9 NM
ORBITROL MV=47-54 NM
1)
TIGHTEN TO 30 NM

TIGHTEN TO 108-122 NM
TIGHTEN TO 100 NM
N.S.S.,SEE FIG. 1
1),FOR 4 SECTIONS
NOT USED



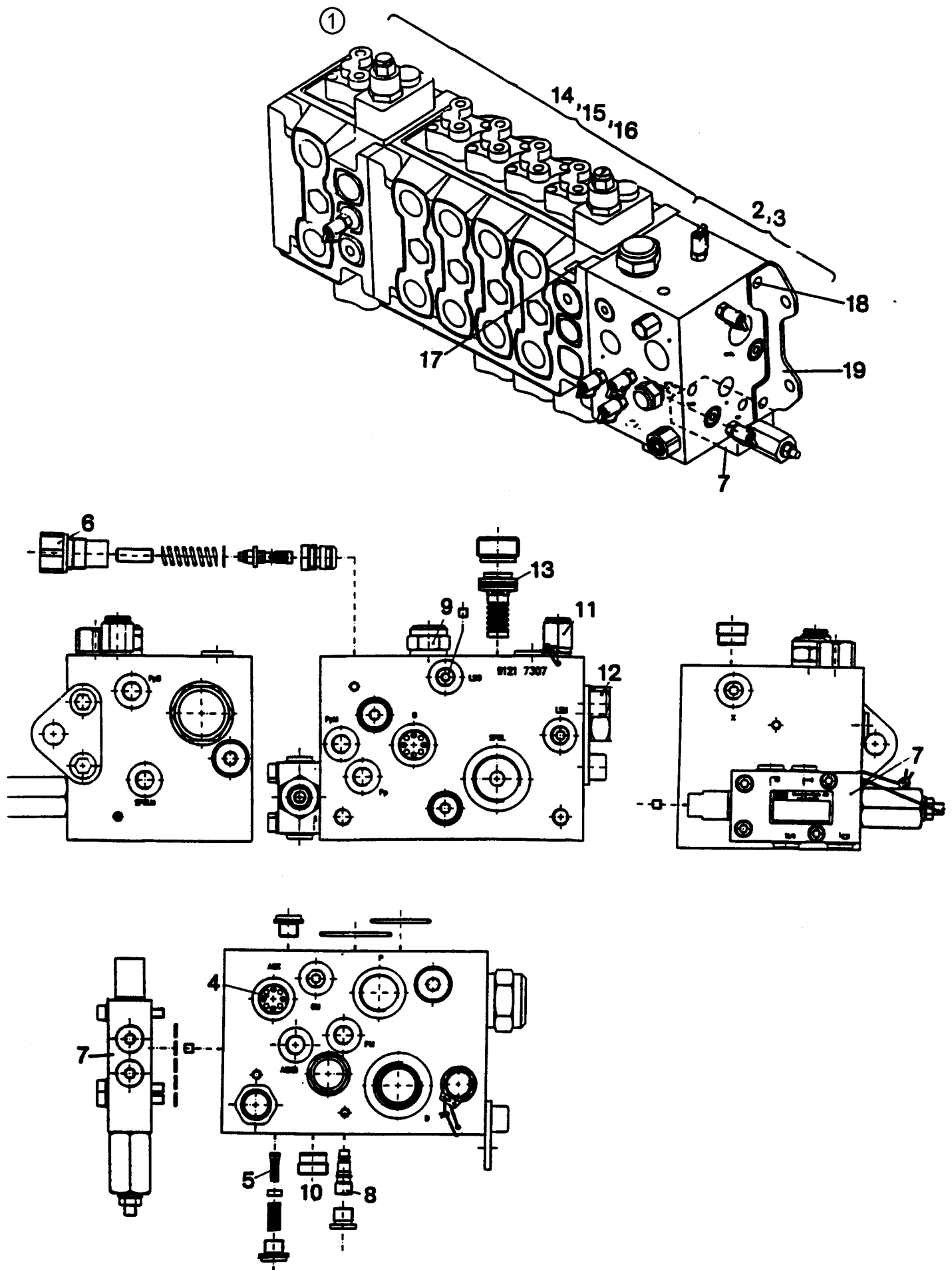
Reservdelar - Spare parts

70

179

1544

1544	Utgåva Issue		Bild nr Picture No		Huvudventil, 4 sekt. mek. Perkins 923579.0050		Main valve, 4 sect. mech. Perkins 923579.0050		
	Pos. Fig.	Antal/Quantity			Art nr Part No	Benämning	Description	Sats Kit	Anmärkning Notes
0020	1	1			923579.0050	Huvudventil	Main valve		TIGHTEN TO 30 NM NOT USED NOT USED ACCUMULATOR MV = 9 NM TIGHTEN TO 9 NM ORBITROL MV=47-54 NM
0040	2	1			923636.0508	•Ventilblock	•Valve plate		
0060	3	1			923468.0515	••Tätningssats	••Seal kit		
0080	4	1			923468.0522	••Backventil	••Check valve		
0100	5								
0120	6								
0140	7	1			923636.0767	••Ventil	••Valve		
0160	8	1			923468.0526	••Växelventil	••Reversing valve		
0180	9	1			923468.0527	••Reduceringsventil	••Reducing valve		
0190		1			923636.0008	•••Tätningssats	•••Seal kit		
0200	10	1			923468.0522	••Backventil	••Check valve		TIGHTEN TO 30 NM
0220	11	1			923468.0529	••Tryckbegränsningsventil	••Pressure limit valve		
0240	12	1			923636.0768	••Mottrycksventil	••Reaction valve		TIGHTEN TO 108-122 NM
0260	13	1			923468.0531	••Backventil	••Check valve		TIGHTEN TO 100 NM
0280	14	1				•Riktningsventil	•Reverse valve		N.S.S.,SEE FIG. 1
0300	15	1			923468.0517	••Tätningssats	••Seal kit		FOR 4 SECTIONS
0320	16								NOT USED
0340	17	4			923636.0189	•Skruv	•Screw		
0360	18	4			923636.0190	•Skruv	•Screw		
0380	19	2			923636.0191	•Fäste	•Bracket		



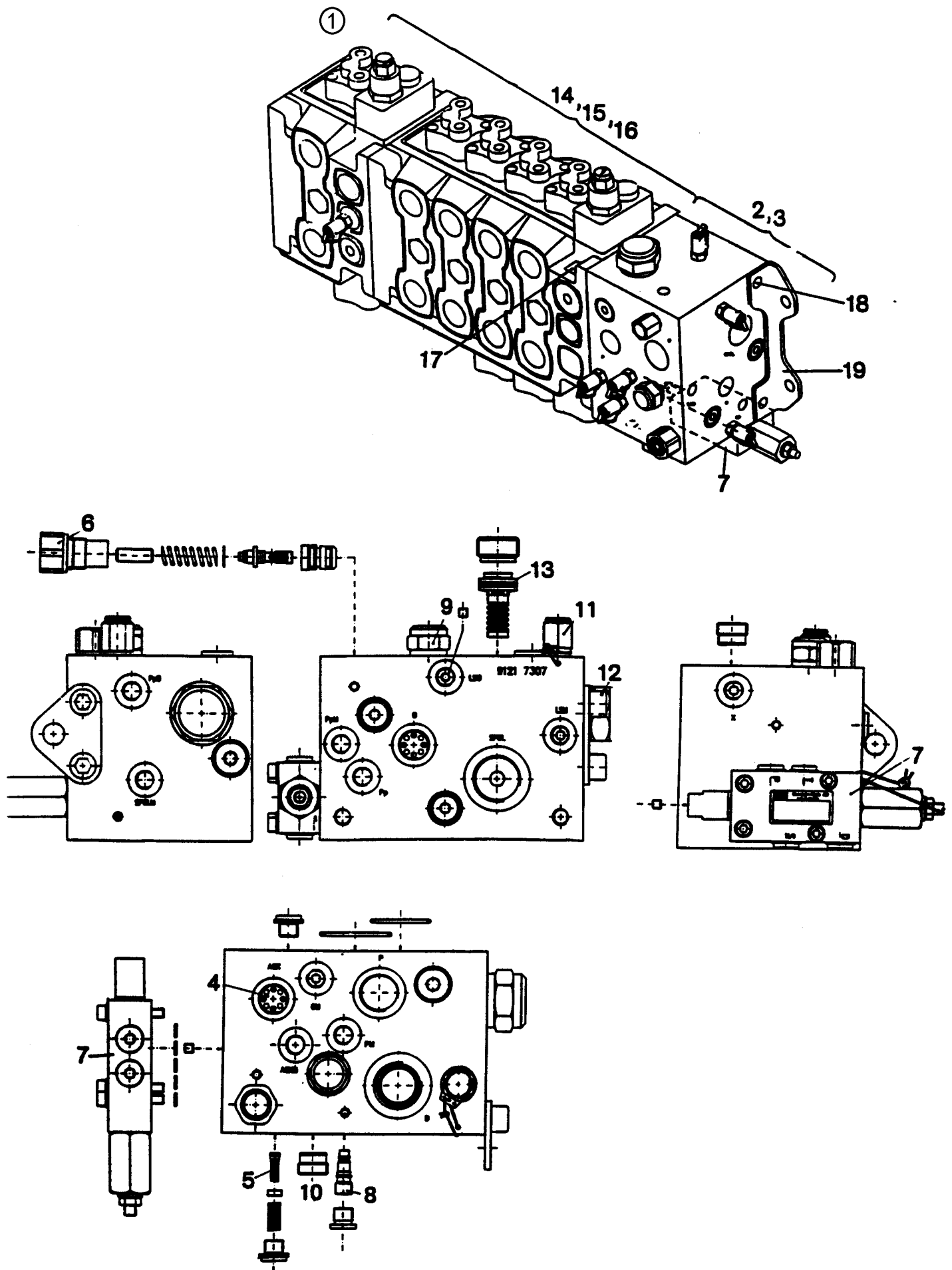
Reservdelar - Spare parts

70

181

1545

Utgåva Issue		Bild nr Picture No		Huvudventil, 4+1 sekt. mek. Perkins 923579.0007		Main valve, 4+1 sect. mech. Perkins 923579.0007		
Pos. Fig.	Antal/Quantity			Art nr Part No	Benämning	Description	Sats Kit	Anmärkning Notes
1	1			923579.0007	Huvudventil	Main valve		
2	1			923636.0508	•Ventilblock	•Valve plate		
3	1			923468.0515	••Tätningssats	••Seal kit		
4	1			923468.0522	••Backventil	••Check valve		
5								TIGHTEN TO 30 NM
6								NOT USED
7	1			923636.0767	••Ventil	••Valve		NOT USED
8	1			923468.0526	••Växventil	••Reversing valve		ACCUMULATOR MV = 9 NM
9	1			923468.0527	••Reduceringsventil	••Reducing valve		TIGHTEN TO 9 NM
	1			923636.0008	•••Tätningssats	•••Seal kit		ORBITROL MV=47-54 NM
10	1			923468.0522	••Backventil	••Check valve		
11	1			923468.0529	••Tryckbegränsningsventil	••Pressure limit valve		TIGHTEN TO 30 NM
12	1			923468.0530	••Mottrycksventil	••Reaction valve		
13	1			923468.0531	••Backventil	••Check valve		TIGHTEN TO 108-122 NM
14	1				•Riktningssventil	•Reverse valve		TIGHTEN TO 100 NM
15	1			923468.0517	••Tätningssats	••Seal kit		N.S.S.,SEE FIG. 1
16	1			923468.0519	••Tätningssats	••Seal kit		FOR 4 SECTIONS
17	4			923636.0189	•Skruv	•Screw		FOR 1 SECTION
18	4			923636.0190	•Skruv	•Screw		
19	2			923636.0191	•Fäste	•Bracket		



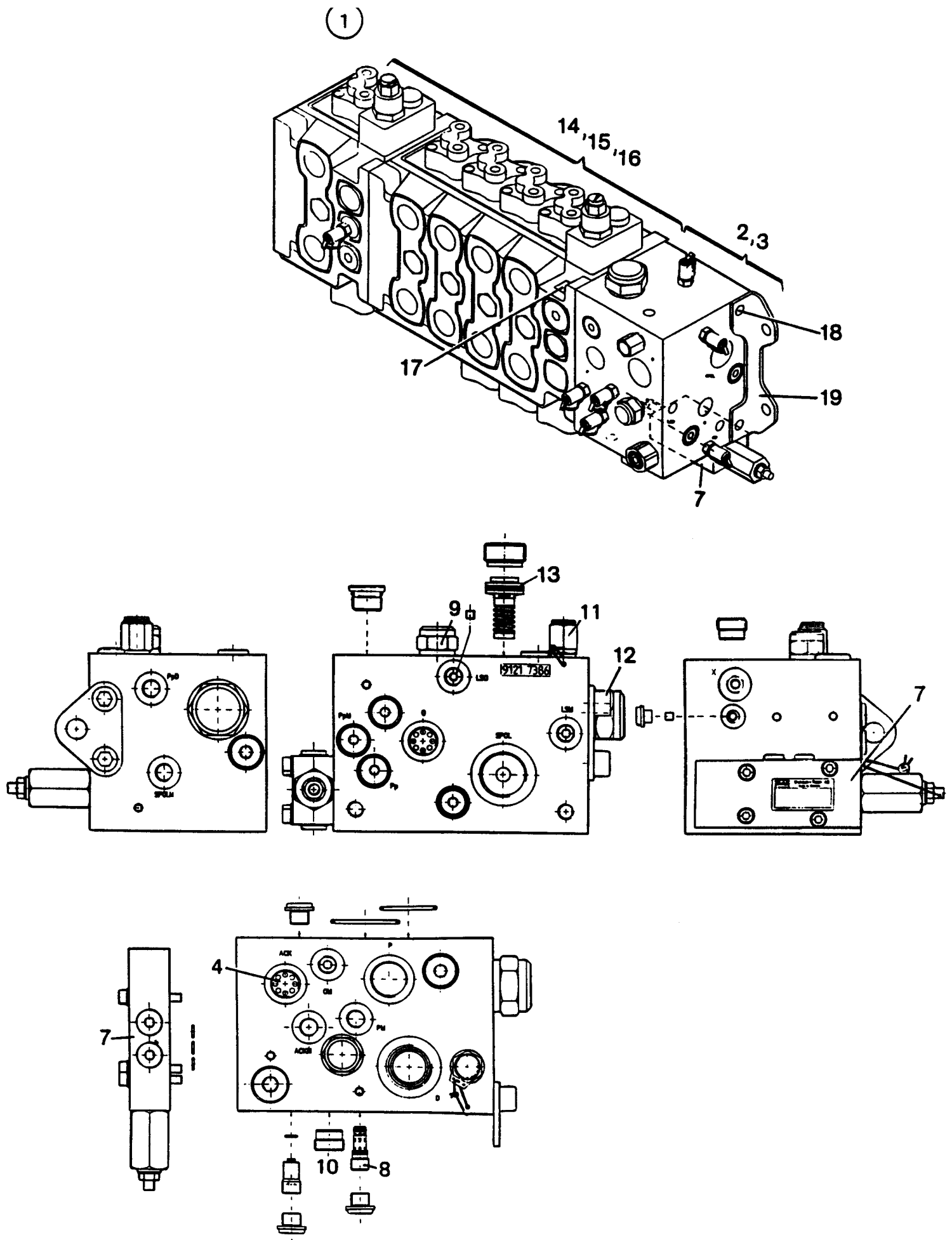
Reservdelar - Spare parts

70

183

1547

1547	Utgåva Issue		Bild nr Picture No		Huvudventil, 5 sekt. mek. Perkins 923579.0029		Main valve, 5 sect. mech. Perkins 923579.0029		
	Pos. Fig.	Antal/Quantity			Art nr Part No	Benämning	Description	Sats Kit	Anmärkning Notes
0020	1	1			923579.0029	Huvudventil	Main valve		
0040	2	1			923636.0508	•Ventilblock	•Valve plate		
0060	3	1			923468.0515	••Tätningssats	••Seal kit		
0080	4	1			923468.0522	••Backventil	••Check valve		TIGHTEN TO 30 NM
0100	5								NOT USED
0120	6								NOT USED
0140	7	1			923636.0767	••Ventil	••Valve		ACCUMULATOR MV = 9 NM
0160	8	1			923468.0526	••Växelventil	••Reversing valve		TIGHTEN TO 9 NM
0180	9	1			923468.0527	••Reduceringsventil	••Reducing valve		ORBITROL MV=47-54 NM
0190		1			923636.0008	•••Tätningssats	•••Seal kit		
0200	10	1			923468.0522	••Backventil	••Check valve		TIGHTEN TO 30 NM
0220	11	1			923468.0529	••Tryckbegränsningsventil	••Pressure limit valve		
0240	12	1			923468.0530	••Mottrycksventil	••Reaction valve		TIGHTEN TO 108-122 NM
0260	13	1			923468.0531	••Backventil	••Check valve		TIGHTEN TO 100 NM
0280	14	1				•Riktningssventil	•Reverse valve		N.S.S.,SEE FIG. 1
0300	15	1			923468.0517	••Tätningssats	••Seal kit		FOR 4 SECTIONS
0320	16								NOT USED
0340	17	4			923636.0189	•Skruv	•Screw		
0360	18	4			923636.0190	•Skruv	•Screw		
0380	19	2			923636.0191	•Fäste	•Bracket		



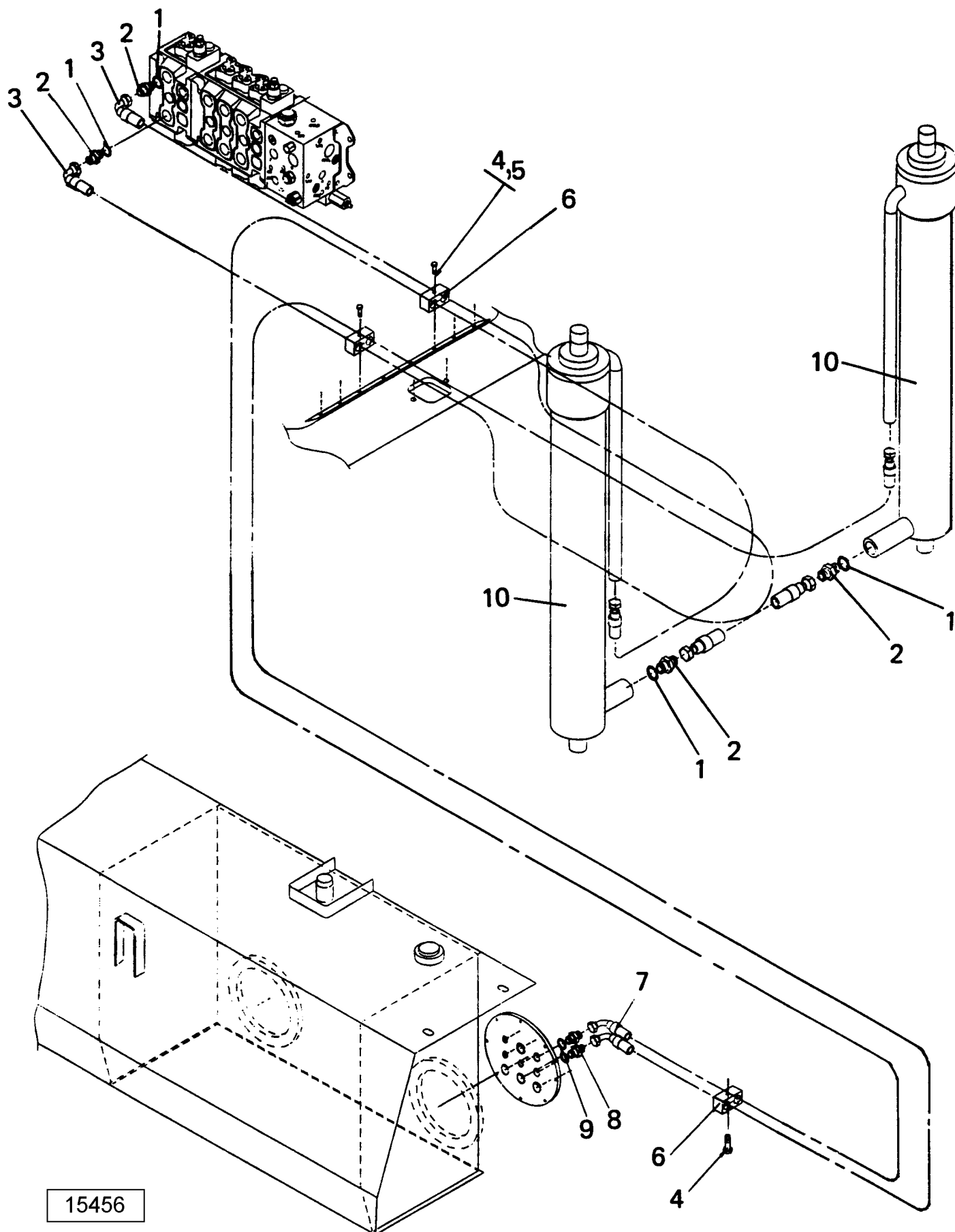
Reservdelar - Spare parts

70

185

1548

1548	Utgåva Issue		Bild nr Picture No		Huvudventil, 5 sekt. mek. Perkins 923579.0051		Main valve, 5 sect. mech. Perkins 923579.0051		
	Pos. Fig.	Antal/Quantity			Art nr Part No	Benämning	Description	Sats Kit	Anmärkning Notes
0020	1	1			923579.0051	Huvudventil	Main valve		
0040	2	1			923636.0508	•Ventilblock	•Valve plate		
0060	3	1			923468.0515	••Tätningssats	••Seal kit		
0080	4	1			923468.0522	••Backventil	••Check valve		TIGHTEN TO 30 NM
0100	5								NOT USED
0120	6								NOT USED
0140	7	1			923636.0767	••Ventil	••Valve		ACCUMULATOR MV = 9 NM
0160	8	1			923468.0526	••Växelventil	••Reversing valve		TIGHTEN TO 9 NM
0180	9	1			923468.0527	••Reduceringsventil	••Reducing valve		ORBITROL MV=47-54 NM
0190		1			923636.0008	•••Tätningssats	•••Seal kit		
0200	10	1			923468.0522	••Backventil	••Check valve		TIGHTEN TO 30 NM
0220	11	1			923468.0529	••Tryckbegränsningsventil	••Pressure limit valve		
0240	12	1			923636.0768	••Mottrycksventil	••Reaction valve		TIGHTEN TO 108-122 NM
0260	13	1			923468.0531	••Backventil	••Check valve		TIGHTEN TO 100 NM
0280	14	1				•Riktningssventil	•Reverse valve		N.S.S.,SEE FIG. 1
0300	15	1			923468.0517	••Tätningssats	••Seal kit		FOR 4 SECTIONS
0320	16								NOT USED
0340	17	4			923636.0189	•Skruv	•Screw		
0360	18	4			923636.0190	•Skruv	•Screw		
0380	19	2			923636.0191	•Fäste	•Bracket		

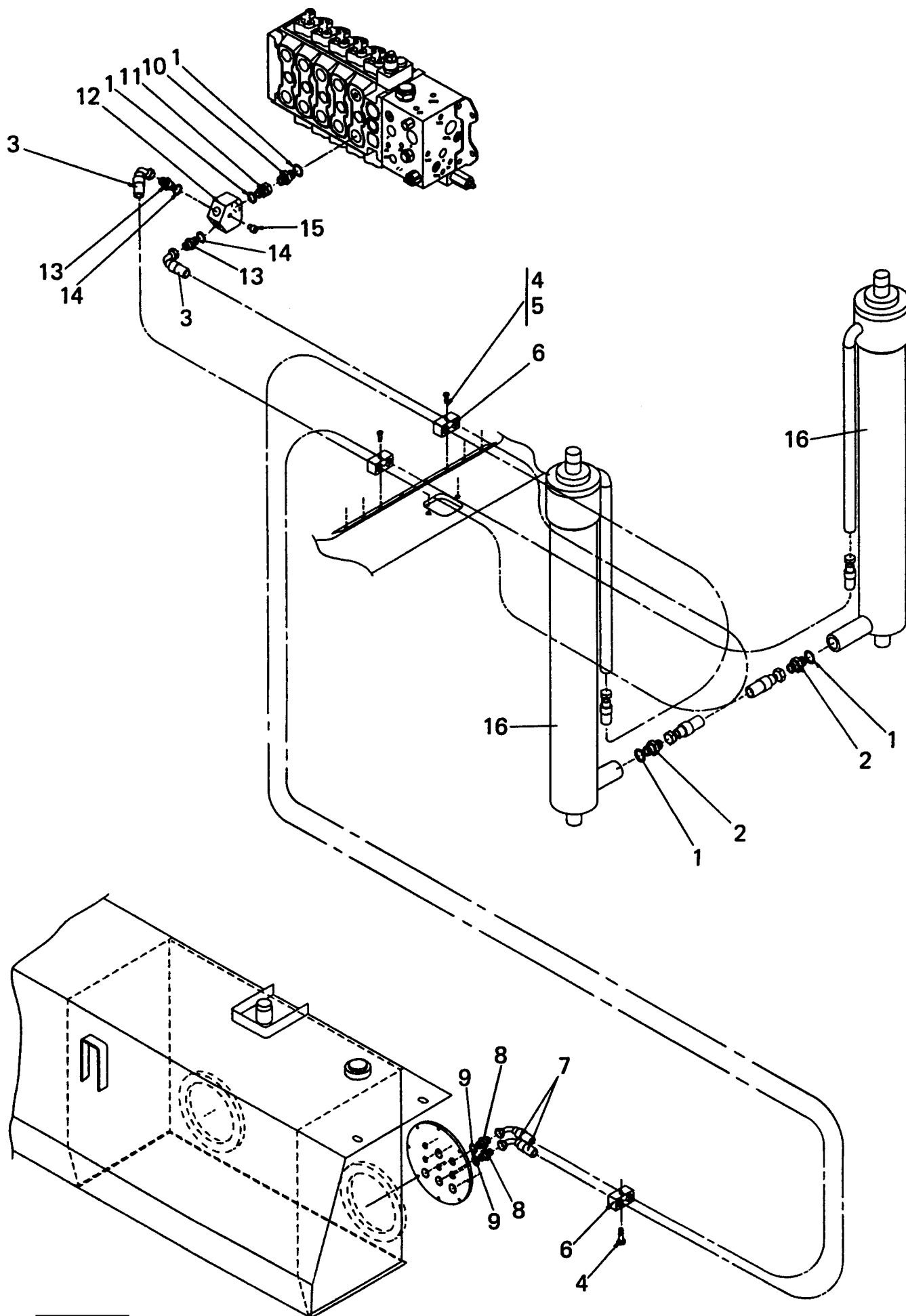


15456

Reservdelar - Spare parts
70
187

1550

Utgåva Issue		Bild nr Picture No		Lyftstativ, Duplex, Frisikt Volvo, A08088.0100		Lifting mast, Duplex, Free sight Volvo, A08088.0100		
980615		15456						
Pos. Fig.	Antal/Quantity			Art nr Part No	Benämning	Description	Sats Kit	Anmärkning Notes
0	-			A08088.0100	Hydraulsystem	Hydraulic system		DRAWING NO.
1	4			5938	Tredoring	Tredoring		
2	4			3467	Adapter	Adapter		
3	2			309171.0800	Hydraulslang	Hydraulic hose		
4	3			3080	Skruv	Screw		
5	2			920076.003	Låsmutter	Lock nut		
6	6			352670.0600	Överfall	Cap		
7	2			309171.7200	Hydraulslang	Hydraulic hose		
8	2			3473	Adapter	Adapter		
9	2			5937	Tredoring	Tredoring		
10					Lyftcylinder	Lifting cylinder		SEE GROUP 80

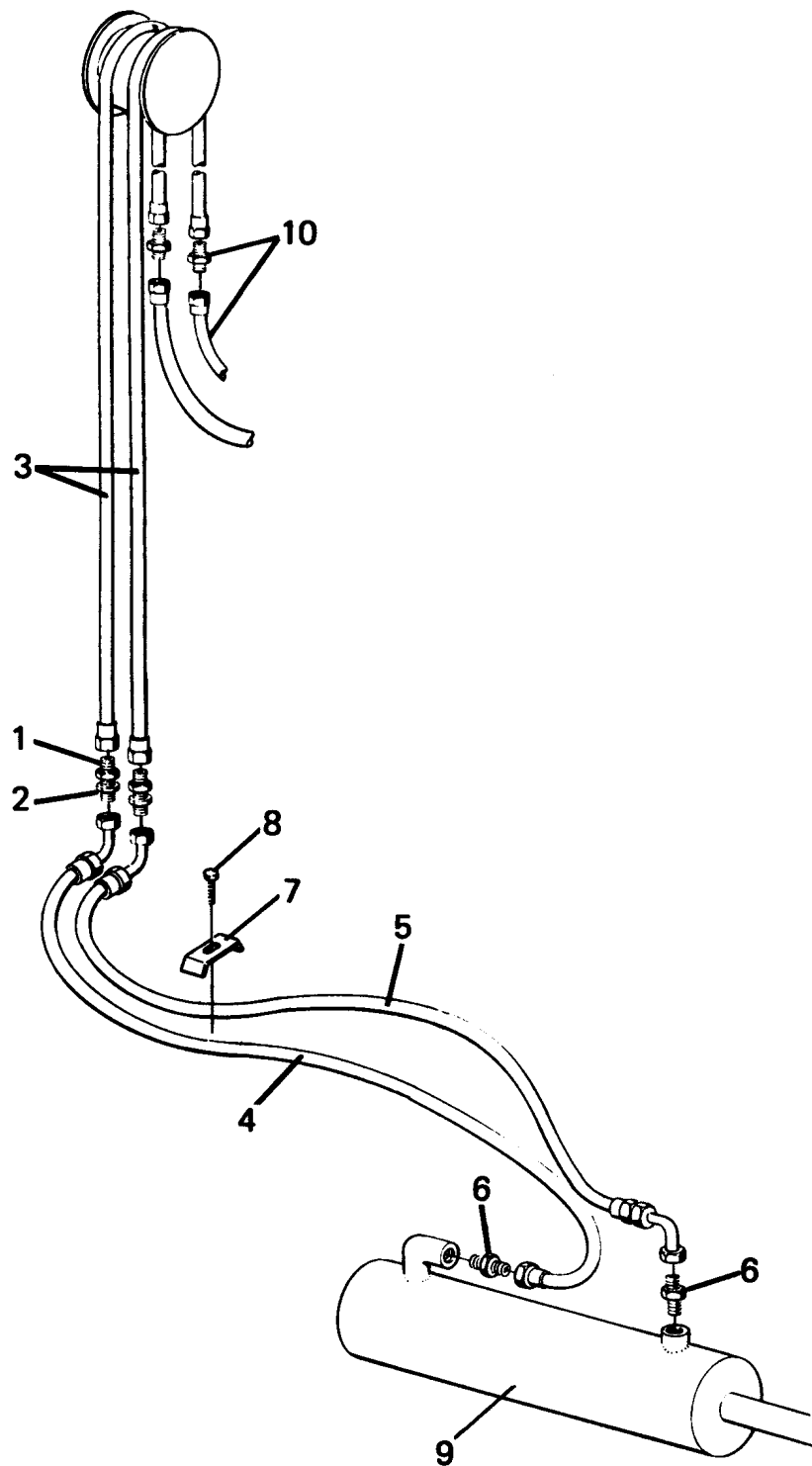


15475

Reservdelar - Spare parts
70
189

1570

Utgåva Issue		Bild nr Picture No		Lyftstativ, Duplex, Frisikt Perkins, A08088.0200		Lifting mast, Duplex, Free sight Perkins, A08088.0200		
Pos. Fig.	Antal/Quantity			Art nr Part No	Benämning	Description	Sats Kit	Anmärkning Notes
0	-			A08088.0200	Hydraulsystem	Hydraulic system		DRAWING NO. <

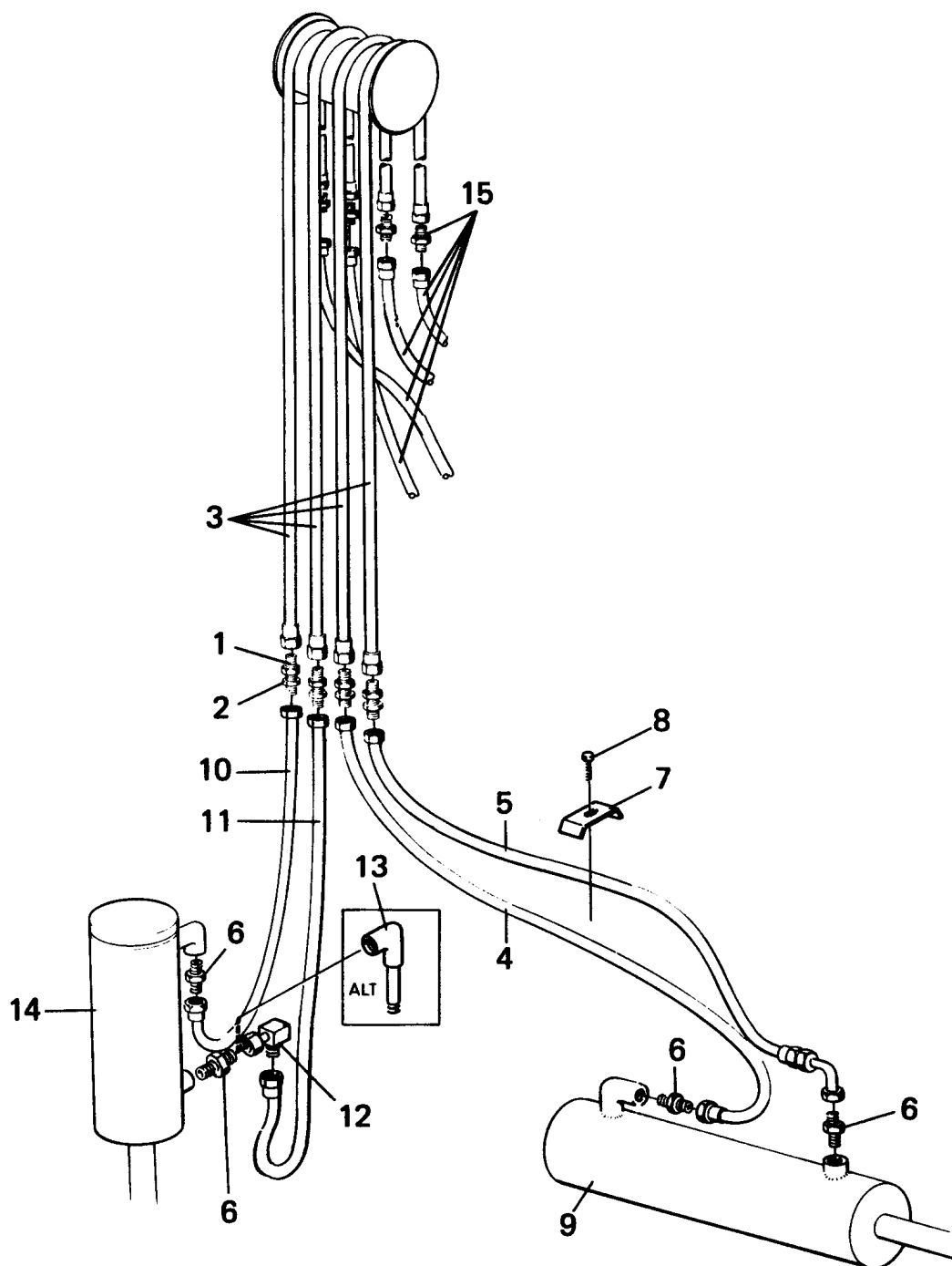


Reservdelar - Spare parts

1575

Utgåva Issue		Bild nr Picture No		Lyftstativ duplex Sidoföring 450520.0100,450521.0100		Lifting mast duplex Side shifting 450520.0100,450521.0100		
Pos. Fig.	Antal/Quantity			Art nr Part No	Benämning	Description	Sats Kit	Anmärkning Notes
	9-12 /600	12/ 1200 -16						
0 0 1 2 3	- 2 2 2	 2 2 2		450520.0100 450521.0100 406883.0500 407559.0200	Hydraulsystem Hydraulsystem Genomföring Sexkantmutter Slang	Hydraulic system Hydraulic system Grommet Hexagon nut Hose		LYFTVAGN/IN CARRIAGE LYFTVAGN/IN CARRIAGE SEE DRAW.258423.0100 42,6) SEE GR 70, PAGE 273 SEE DRAW.258422.0100 42,6) SEE GR 70, PAGE 273
		2			Slang	Hose		
4 5	1 1	1		306902.2300 306902.2200 306902.2400	Slang Slang Slang	Hose Hose Hose		SEE GR 80, PAGE 117 SEE GR 80, PAGE 119 SEE GR 70, PAGE 209
6 7 8 9	2 1 1 1	2 1 1 1		94115 R41581.001 920074.105 A01788.0100 A01789.0100	Koppling Klammer Skruv Sidoföringscylinder Sidoföringscylinder Övriga detaljer	Fitting Clamp Screw Side shifting cylinder Side shifting cylinder Other details		
10								

6. Vid beställning angiv lyfthöjd och gaffelspridningsvagn resp. sidoföringsvagn When ordering state lifting height and fork spreading carriage resp. side shifting carriage
42. Slang finns endast i metervara och lösa kopplingar Hose only sold by length and separate fittings



Reservdelar - Spare parts
70
193

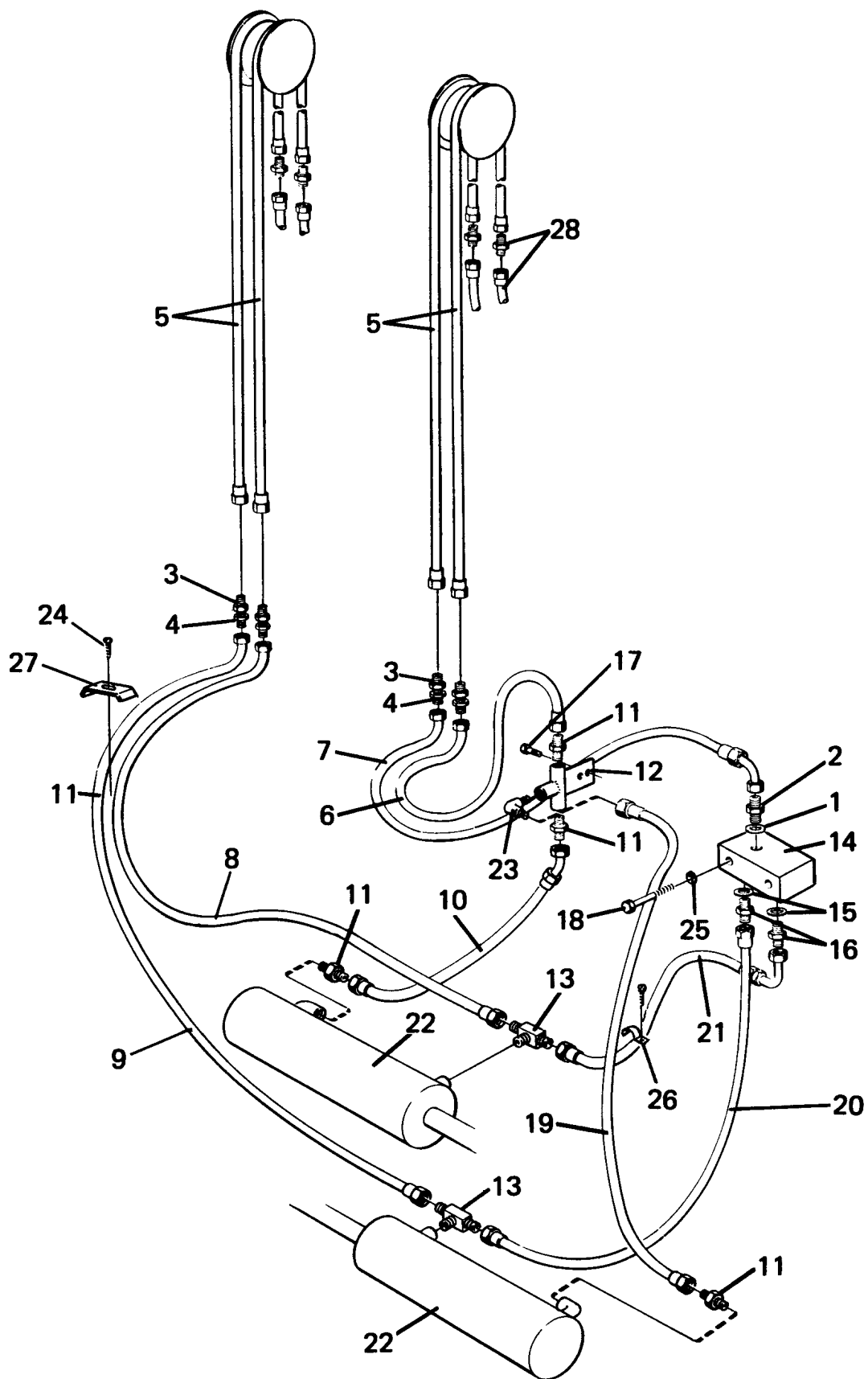
1580

Utgåva Issue		Bild nr Picture No		Lyftstativ duplex Sidoföring, skevning 450525.xxxx,450527.0100		Lifting mast duplex Side shifting,levelling 450525.xxxx,450527.0100		
Pos. Fig.	Antal/Quantity			Art nr Part No	Benämning	Description	Sats Kit	Anmärkning Notes
	9-12 /600	12/ 1200 -16						
0	-			450525.0100	Hydraulsystem	Hydraulic system		LYFTVAGN/IN CARRIAGE VB=2300,VB=2450 LYFTVAGN/IN CARRIAGE VB=2000 LYFTVAGN/IN CARRIAGE
0	-			450525.0300	Hydraulsystem	Hydraulic system		
0		-		450527.0100	Hydraulsystem	Hydraulic system		
1	4	4		406883.0500	Genomföring	Grommet		
2	4	4		407559.0200	Sexkantmutter	Hexagon nut		
3	4				Slang	Hose		SEE DRAW. 258423.0100 42,6)
			4		Slang	Hose		SEE GR 70, PAGE 273 SEE DRAW. 258422.0100 42,6)
								SEE GR 70, PAGE 273
4	1	1		306902.2300	Slang	Hose		
5	1			306902.2200	Slang	Hose		
		1		306902.2400	Slang	Hose		
6	4	4		94115	Koppling	Fitting		
7	2	2		R41581.001	Klammer	Clamp		
8	2	2		920074.105	Skruv	Screw		
9	1			A01788.0100	Sidoföringscylinder	Side shifting cylinder		SEE GR 80, PAGE 117
		1		A01789.0100	Sidoföringscylinder	Side shifting cylinder		SEE GR 80, PAGE 119
10	1	1		306902.2600	Hydraulslang	Hydraulic hose		
11	1	1		306902.2500	Hydraulslang	Hydraulic hose		
12	1	1		94168	Koppling	Fitting		
13	1	1		450545.0100	Förlängningsanslutning	Extension fitting		43)
14	1	1		A01790.XXXX	Skevningscylinder	Levelling cylinder		SEE GR 80, PAGE 121
15					Övriga detaljer	Other details		SEE GR 70, PAGE 209

6. Vid beställning angiv lyfthöjd och gaffelspridningsvagn resp. sidoföringsvagn When ordering state lifting height and fork spreading car riage resp. side shifting carriage

42. Slang finns endast i metervara och lösa kopplingar Hose only sold by length and separate fittings

43. Endast använd vid 2000-vagn. Only used with 2000-carriage.

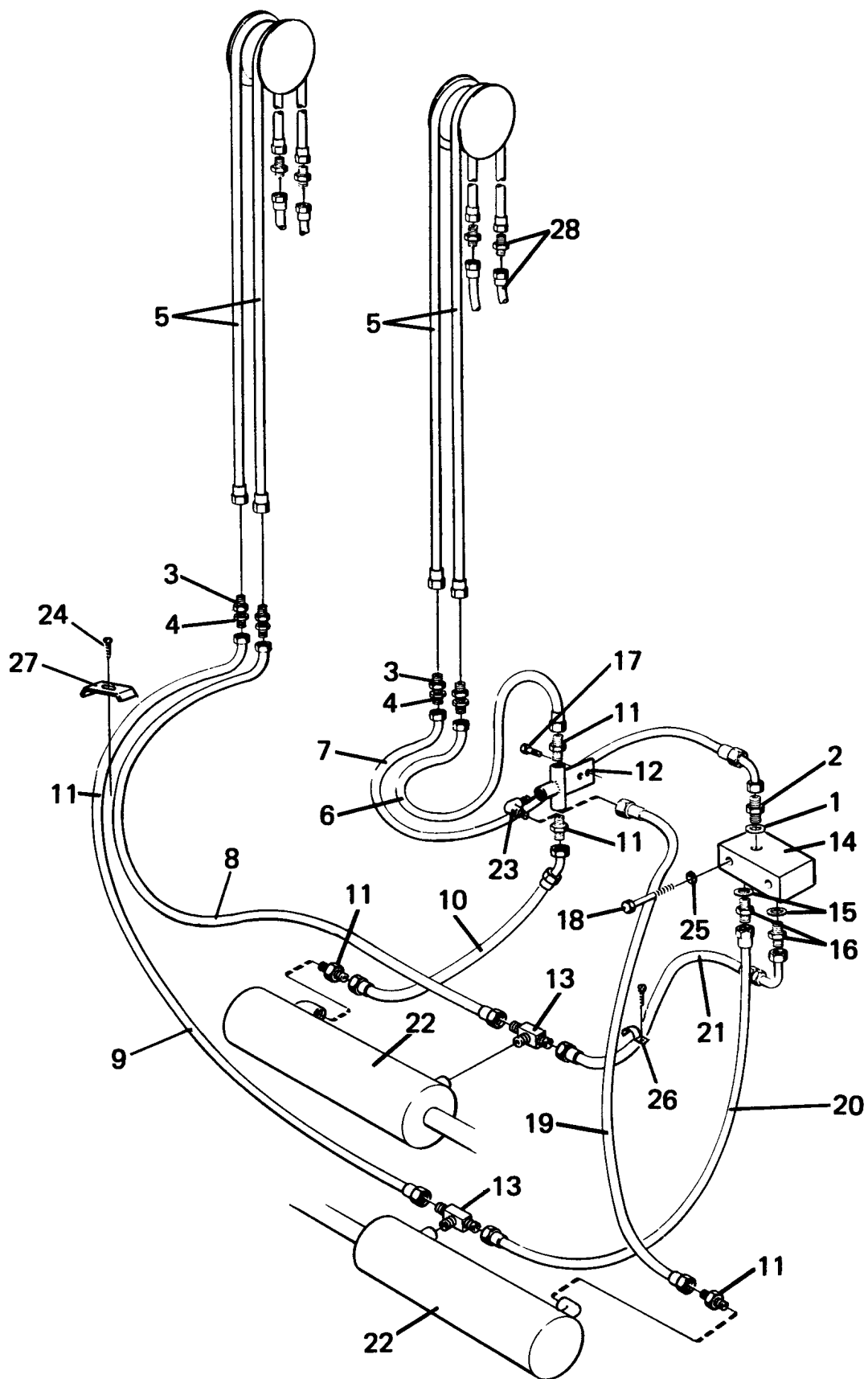


Reservdelar - Spare parts
70
195

1585	Utgåva Issue		Bild nr Picture No		Lyftstativ duplex Gaffelspridning 450530.0100,450533.xxxx		Lifting mast duplex Fork spreading 450530.0100,450533.xxxx	
	980615		16662					
Pos. Fig.	Antal/Quantity			Art nr Part No	Benämning	Description	Sats Kit	Anmärkning Notes
	9-12 /600	12/ 1200 -16	12/ 1200 -18					
0060	0	-		450530.0100	Hydraulsystem	Hydraulic system		LYFTVAGN/IN CARRIAGE
0080	0		-	450533.0100	Hydraulsystem	Hydraulic system		
0100	0			450533.0600	Hydraulsystem	Hydraulic system		
0120	1	1	1	5938	Tredoring	Tredoring		LYFTVAGN/IN CARRIAGE
0140	2	1	1	94092	Koppling	Fitting		
0180	3	4	4	406883.0500	Genomföring	Grommet		
0200	4	4	4	407559.0200	Sexkantmutter	Hexagon nut		SEE DRAW. 258423.0100 42,6)
0220	5	4			Slang	Hose		
0230								
0240								SEE GR 70, PAGE 273 SEE DRAW. 258422.0100 42,6)
0250			4	4	Slang	Hose		
0252								
0255								SEE GR 70, PAGE 273
0260	6	1		308162.7200	Slang	Hose		
0270			1	352785.5200	Slang	Hose		
0275				308162.5200	Slang	Hose		SEE GR 80, PAGE 111
0280	7	1	1	306902.3700	Slang	Hose		
0300	8	1		308162.7100	Slang	Hose		
0310			1	352785.5200	Slang	Hose		SEE GR 80, PAGE 113
0315				308162.7100	Slang	Hose		
0320	9	1		308162.7000	Slang	Hose		
0330			1	352785.5300	Slang	Hose		SEE GR 70, PAGE 209
0335				308162.7000	Slang	Hose		
0340	10	1		308162.5500	Slang	Hose		
0350			1	308162.7600	Slang	Hose		SEE GR 80, PAGE 111
0355				308162.8700	Slang	Hose		
0360	11	4	4	94115	Koppling	Fitting		
0380	12	1	1	407343.0300	Fäste med T-rör	Bracket with T-pipe		SEE GR 80, PAGE 113
0400	13	2	2	921881.0002	T-koppling	T-fitting		
0440	14	1	1	922223.0002	Fördelningsventil	Distributing valve		
0445		1	1	923110.0325	•Tätningssats	•Seal kit		SEE GR 80, PAGE 113
0460	15	2	2	5937	Tredoring	Tredoring		
0480	16	2	2	3465	Koppling	Fitting		
0500	17	2	2	920099.027	Skruv	Screw		SEE GR 80, PAGE 113
0530	18	2	2	3098	Skruv	Screw		
0540	19	1		308162.9100	Slang	Hose		
0560			1	308162.9200	Slang	Hose		SEE GR 80, PAGE 113
0565				352785.6300	Slang	Hose		
0580	20	1	1	308162.7300	Slang	Hose		
0600	21	1	1	306902.0800	Slang	Hose		SEE GR 80, PAGE 113
0630	22	2	2	A01787.XXXX	Gaffelspridningscylinder	Fork spreading cylinder		
0640				A12196.XXXX	Gaffelspridningscylinder	Fork spreading cylinder		
0680	23	1	1	920838.0004	Koppling	Fitting		SEE GR 80, PAGE 113
0720	24	2	2	920074.105	Skruv	Screw		
0740	25	2	2	98150	Bricka	Washer		
0760	26	3	3	406536.001	Klammer	Clamp		SEE GR 70, PAGE 209
0780	27	2	2	R41581.001	Klammer	Clamp		
0800	28				Övriga detaljer	Other details		

6. Vid beställning angiv lyfthöjd och gaffelspridningsvagn resp. sidoföringsvagn When ordering state lifting height and fork spreading car riage resp. side shifting carriage

42. Slang finns endast i metrarna och lösa kopplingar Hose only sold by length and separate fittings



Reservdelar - Spare parts

70

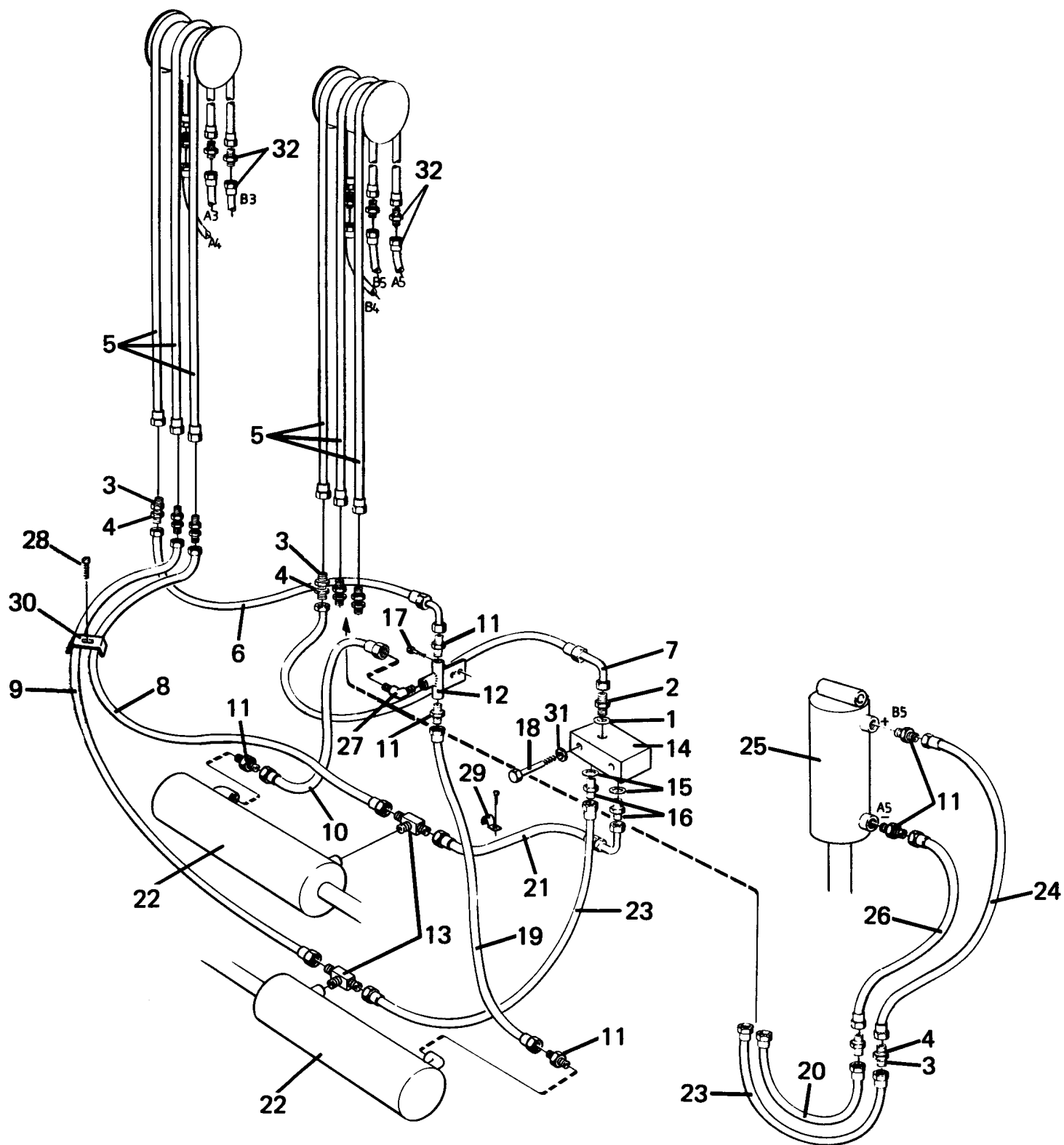
197

1587

1587	Utgåva Issue		Bild nr Picture No		Lyftstativ duplex Gaffelspridning 450530.0700		Lifting mast duplex Fork spreading 450530.0700		
	980615	16662							
	Pos. Fig.	Antal/Quantity			Art nr Part No	Benämning	Description	Sats Kit	Anmärkning Notes
		9-12 /600							
0060	0	-			450530.0700	Hydraulsystem	Hydraulic system		LYFTVAGN/IN CARRIAGE
0120	1	1			5938	Tredoring	Tredoring		
0140	2	1			94092	Koppling	Fitting		SEE DRAW. 258423.0100 42,6) SEE GR 70, PAGE 273
0180	3	4			406883.0500	Genomföring	Grommet		
0200	4	4			407559.0200	Sexkantmutter	Hexagon nut		
0220	5	4				Slang	Hose		
0230									
0240									
0260	6	1			308162.7200	Slang	Hose		
0280	7	1			306902.3700	Slang	Hose		
0300	8	1			308162.7100	Slang	Hose		
0320	9	1			308162.7000	Slang	Hose		
0340	10	1			352785.7100	Slang	Hose		
0360	11	4			94115	Koppling	Fitting		
0380	12	1			407343.0300	Fäste med T-rör	Bracket with T-pipe		
0400	13	2			921881.0002	T-koppling	T-fitting		
0440	14	1			922223.0002	Fördelningsventil	Distributing valve		
0445		1			923110.0325	•Tätningssats	•Seal kit		
0460	15	2			5937	Tredoring	Tredoring		
0480	16	2			3465	Koppling	Fitting		
0500	17	2			920099.027	Skruv	Screw		
0530	18	2			3098	Skruv	Screw		
0540	19	1			457023.3400	Slang	Hose		
0580	20	1			308162.7300	Slang	Hose		
0600	21	1			306902.0800	Slang	Hose		
0640	22	2			A12196.XXXX	Gaffelspridningscylinder	Fork spreading cylinder		
0680	23	1			920838.0004	Koppling	Fitting		SEE GR 80, PAGE 113
0720	24	2			920074.105	Skruv	Screw		
0740	25	2			98150	Bricka	Washer		
0760	26	3			406536.001	Klammer	Clamp		
0780	27	2			R41581.001	Klammer	Clamp		SEE GR 70, PAGE 209
0800	28					Övriga detaljer	Other details		

6. Vid beställning angiv lyfthöjd och gaffelspridningsvagn resp. sidoföringsvagn When ordering state lifting height and fork spreading carriage resp. side shifting carriage

42. Slang finns endast i metervara och lösa kopplingar Hose only sold by length and separate fittings



Reservdelar - Spare parts

70

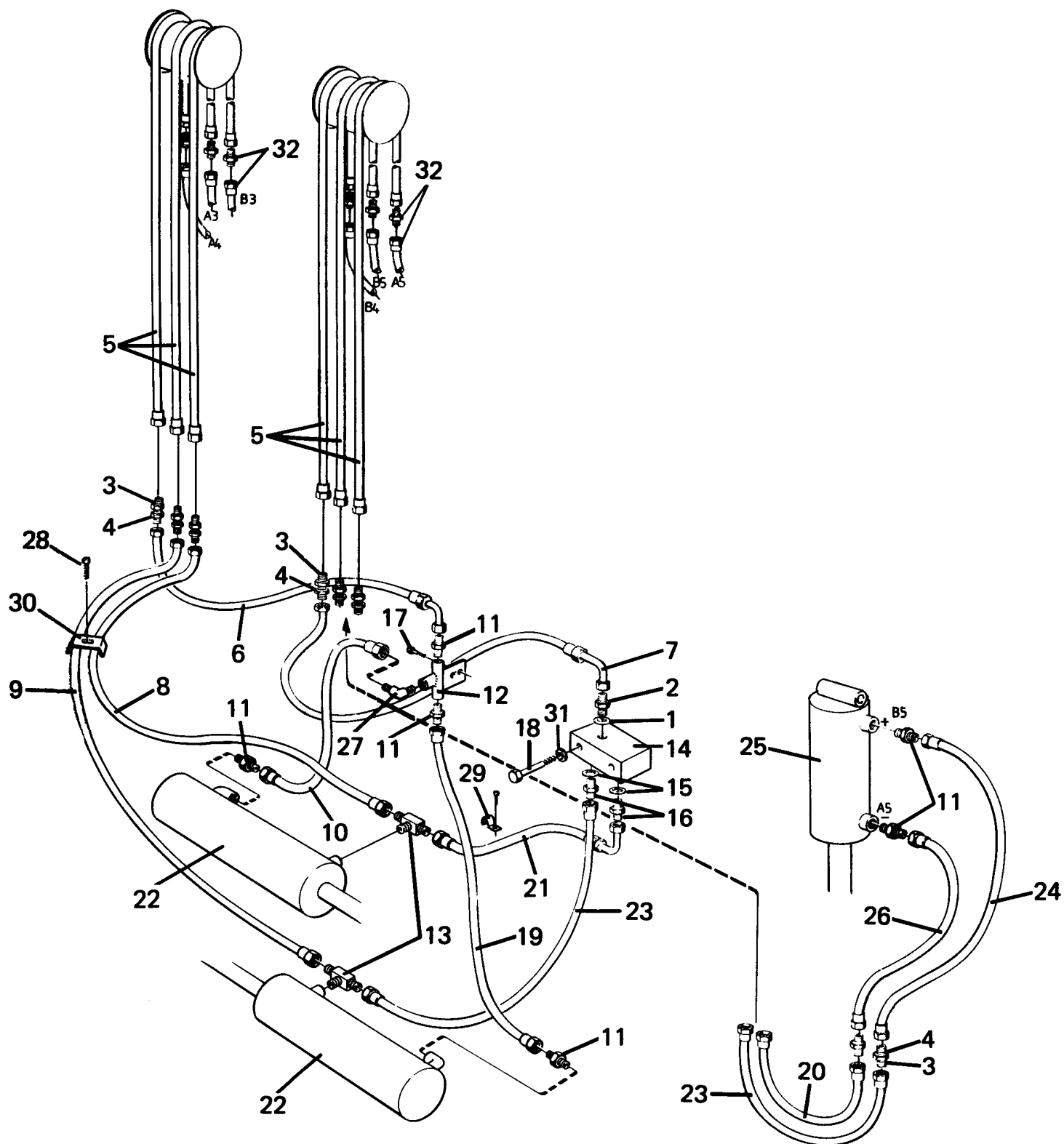
199

1589

1589	Utgåva Issue 980615	Bild nr Picture No 16663	Lyftstativ duplex Gaffelspridning,skevnning 450541.0300		Lifting mast duplex Fork spreading,levelling 450541.0300			
	Pos. Fig.	Antal/Quantity		Art nr Part No	Benämning	Description	Sats Kit	Anmärkning Notes
		9-12 /600						
0020	0	-		450541.0300	Hydraulsystem	Hydraulic system		LYFTVAGN/LIFTING CARRIAGE
0021								
0040	1	1		5938	Tredoring	Tredoring		
0060	2	1		94092	Koppling	Fitting		
0080	3	8		406883.0500	Genomföring	Grommet		
0100	4	8		407559.0200	Sexkantmutter	Hexagon nut		
0120	5	6			Slang	Hose		
0140								
0160								
0180	6	1		308162.7200	Slang	Hose		
0200	7	1		306902.3700	Slang	Hose		
0220	8	1		308162.7100	Slang	Hose		
0240	9	1		308162.7000	Slang	Hose		
0260	10	1		308162.0300	Slang	Hose		
0280	11	6		94115	Koppling	Fitting		
0300	12	1		407343.0300	Fäste med T-rör	Bracket with T-pipe		
0320	13	2		921881.0002	T-koppling	T-fitting		
0340	14	1		922223.0002	Fördelningsventil	Distributing valve		
0360		1		923110.0325	•Tätningssats	•Seal kit		
0380	15	2		5937	Tredoring	Tredoring		
0400	16	2		3465	Koppling	Fitting		
0420	17	5		920099.027	Skruv	Screw		
0440	18	2		3098	Skruv	Screw		
0460	19	1		308162.7000	Slang	Hose		
0480	20	1		308162.4700	Slang	Hose		
0500	21	1		306902.0800	Slang	Hose		
0520	22	2		A12196.0400	Gaffelspridningscylinder	Fork spreading cylinder		
0540	23	2		308162.7300	Slang	Hose		
0560	24	1		308162.7700	Slang	Hose		
0580	25	1		A01790.XXXX	Skevningscylinder	Levelling cylinder		
0600	26	1		308162.7800	Slang	Hose		
0620	27	1		920838.0004	Koppling	Fitting		
0640	28	1		920074.105	Skruv	Screw		
0660	29	6		406536.001	Klammer	Clamp		
0680	30	1		R41581.001	Klammer	Clamp		
0700	31	2		98150	Bricka	Washer		
0720	32				Övriga detaljer	Other details		
								SEE GR 70, PAGE 209

6. Vid beställning angiv lyfthöjd och gaffelspridningsvagn resp. sidoföringsvagn When ordering state lifting height and fork spreading carriage resp. side shifting carriage

42. Slang finns endast i metervara och lösa kopplingar Hose only sold by length and separate fittings



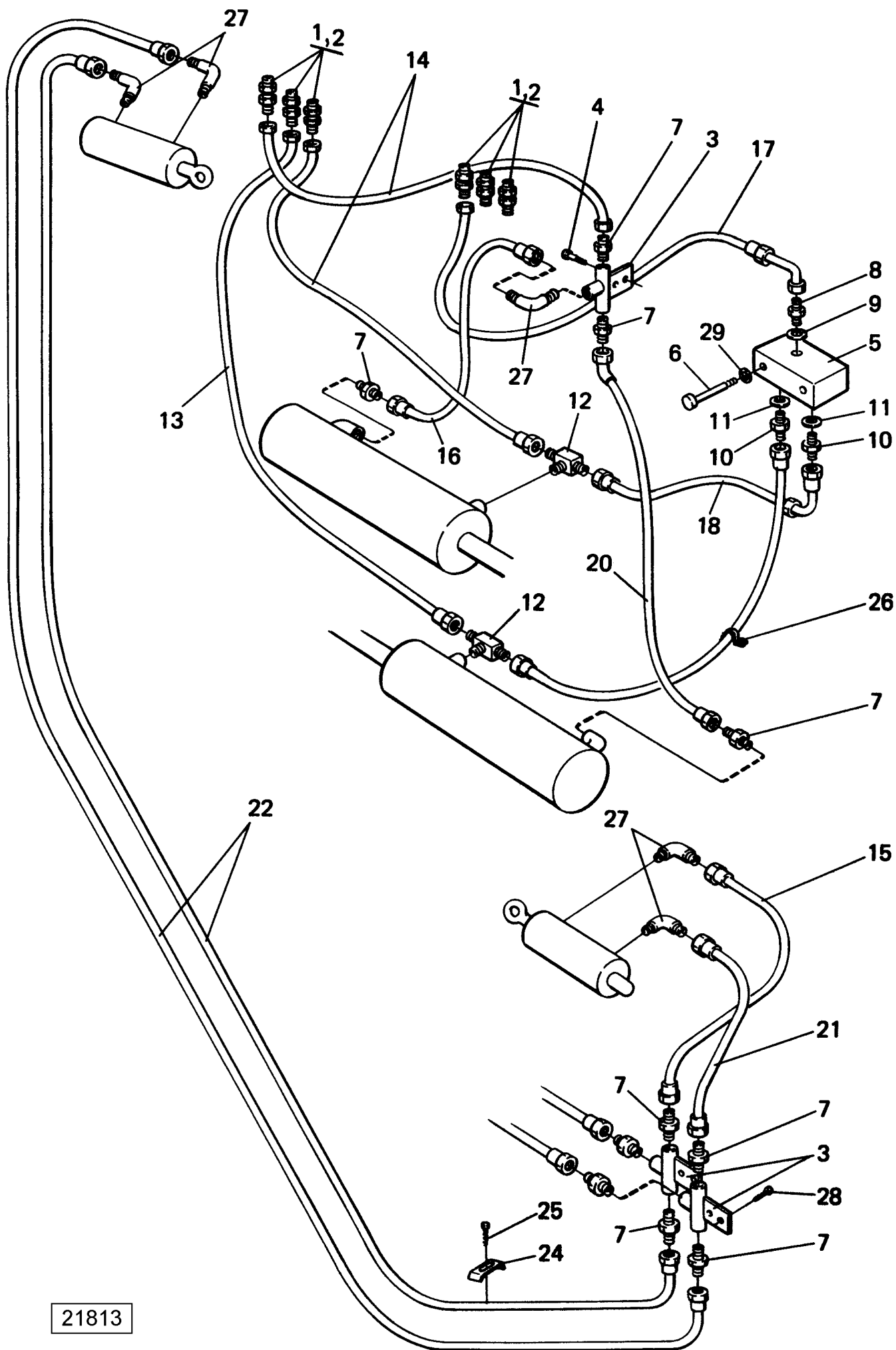
Reservdelar - Spare parts

70

201

1590	Utgåva Issue		Bild nr Picture No		Lyftstativ duplex Gaffelspridning,skevning		Lifting mast duplex Fork spreading,levelling			
	980615		16663		450541.xxxx,450543.0100		450541.xxxx,450543.0100			
	Pos. Fig.	Antal/Quantity			Art nr Part No	Benämning	Description	Sats Kit	Anmärkning Notes	
		9-12 /600	9-12 /600	12/ 1200 -16						
0060	0	-			450541.0100	Hydraulsystem	Hydraulic system		LYFTVAGN/IN CARRIAGE LYFTVAGN/IN CARRIAGE LYFTVAGN/IN CARRIAGE	
0070	0		-		450541.0400	Hydraulsystem	Hydraulic system			
0080	0			-	450543.0100	Hydraulsystem	Hydraulic system			
0120	1	1	1	1	5938	Tredoring	Tredoring			
0140	2	1	1	1	94092	Koppling	Fitting			
0180	3	8	8	8	406883.0500	Genomföring	Grommet			
0200	4	8	8		407559.0200	Sexkantmutter	Hexagon nut			
0220	5	6	6			Slang	Hose			
0225										SEE DRAW. 258423.0100
0240										42,6)
0250				6		Slang	Hose		SEE GR 70, PAGE 273	
0252									SEE DRAW. 258422.0100	
0255									42,6)	
0260	6	1			352785.5200	Slang	Hose		SEE GR 70, PAGE 273	
0270			1		308162.7200	Slang	Hose			
0280				1	308162.7100	Slang	Hose			
0300	7	1			306902.2700	Slang	Hose			
0310			1	1	306902.3700	Slang	Hose			
0320	8	1			306902.1000	Slang	Hose			
0330			1	1	308162.7100	Slang	Hose			
0340	9	1			308162.7700	Slang	Hose			
0345			1		308162.7000	Slang	Hose			
0350				1	308162.4800	Slang	Hose			
0360	10	1			308162.7700	Slang	Hose			
0370			1		308162.5600	Slang	Hose			
0380				1	308162.9200	Slang	Hose			
0400	11	6	6	6	94115	Koppling	Fitting			
0420	12	1	1	1	407343.0300	Fäste med T-rör	Bracket with T-pipe			
0440	13	2	2	2	921881.0002	T-koppling	T-fitting			
0480	14	1	1	1	922223.0002	Fördelningsventil	Distributing valve			
0485		1	1	1	923110.0325	•Tätningssats	•Seal kit			
0500	15	2	2	2	5937	Tredoring	Tredoring			
0520	16	2	2	2	3465	Koppling	Fitting			
0540	17	5	5	5	920099.027	Skruv	Screw			
0570	18	2	2	2	3098	Skruv	Screw			
0580	19	1			308162.7600	Slang	Hose			
0585			1		308162.5700	Slang	Hose			
0590				1	308162.7600	Slang	Hose			
0600	20	1	1	1	308162.4700	Slang	Hose			
0620	21	1	1	1	306902.0800	Slang	Hose			
0650	22	2		2	A01787.XXXX	Gaffelspridningscylinder	Fork spreading cylinder		SEE GR 80, PAGE 111	
0655			2		A12196.0400	Gaffelspridningscylinder	Fork spreading cylinder		SEE GR 80, PAGE 113	
0660	23	2	2	2	308162.7300	Slang	Hose			
0680	24	1	1	1	308162.7700	Slang	Hose			
0710	25	1	1	1	A01790.XXXX	Skevningscylinder	Levelling cylinder		SEE GR 80, PAGE 121	
0760	26	1	1	1	308162.7800	Slang	Hose			
0780	27	1	1	1	920838.0004	Koppling	Fitting			
0820	28	1	1	1	920074.105	Skruv	Screw			
0840	29	6	6	6	406536.001	Klammer	Clamp			
0860	30	1	1	1	R41581.001	Klammer	Clamp			
0880	31	2	2	2	98150	Bricka	Washer			
0900	32					Övriga detaljer	Other details		SEE GR 70, PAGE 209	

6. Vid beställning angiv lyfthöjd och gaffelspridningsvagn resp. sidoföringsvagn When ordering state lifting height and fork spreading car riage resp. side shifting carriage
42. Slang finns endast i metervara och lösa kopplingar Hose only sold by length and separate fittings



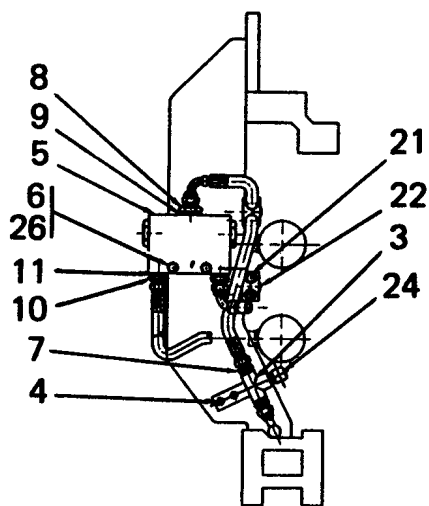
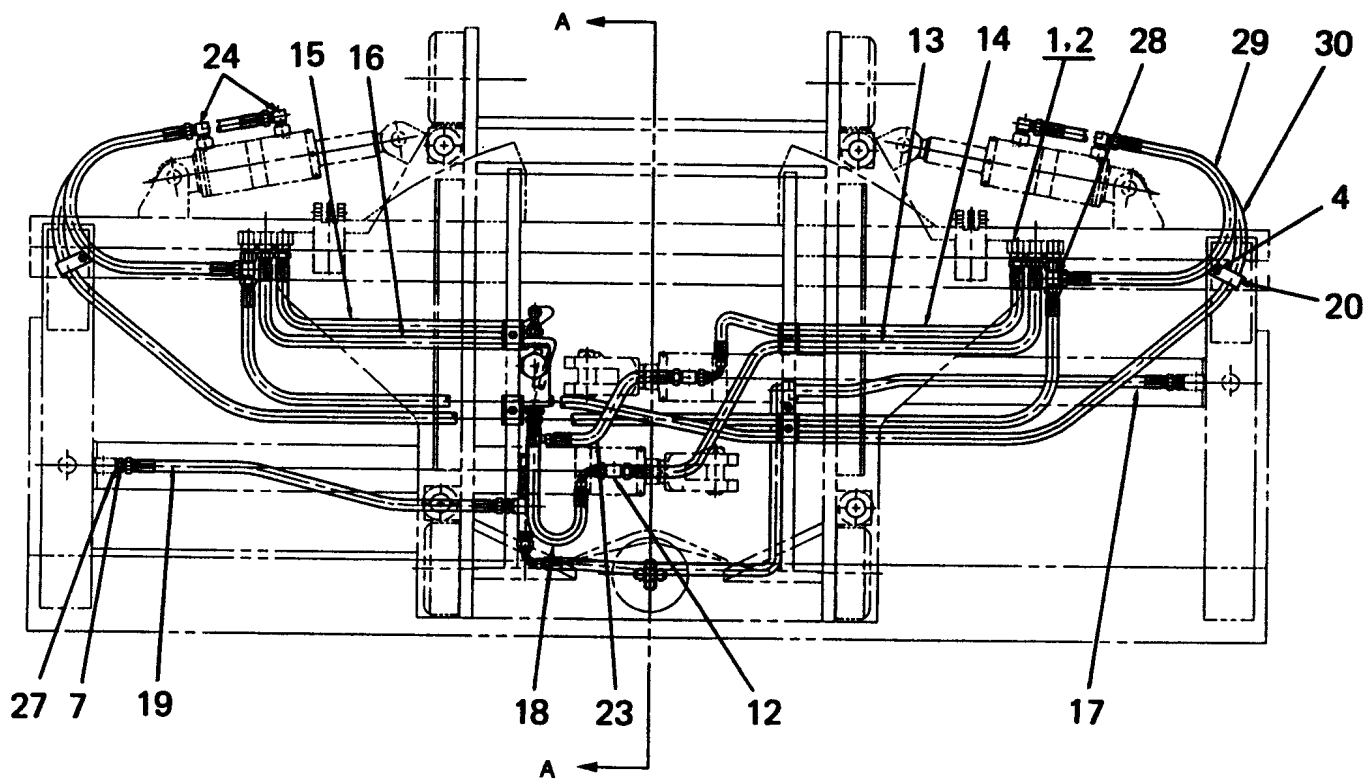
Reservdelar - Spare parts

70

203

1591

1591	Utgåva Issue		Bild nr Picture No		Lyftstativ duplex Gaffelspridning,centrum- skevning,455639.0100		Lifting mast duplex Fork spreading,central levelling,455639.0100		
	Pos. Fig.	Antal/Quantity			Art nr Part No	Benämning	Description	Sats Kit	Anmärkning Notes
		9-12 /600							
0060	0	-			455639.0100	Hydraulsystem	Hydraulic system		LYFTVAGN/IN CARRIAGE RITNING/DRAWING
0080		-			355640.0100	Hydraulsystem	Hydraulic system		
0120	1	6			406883.0500	Genomföring	Grommet		
0140	2	6			407559.0200	Sexkantmutter	Hexagon nut		
0180	3	3			407343.0300	Fäste med T-rör	Bracket with T-pipe		
0200	4	7			920099.027	Skruv	Screw		
0220	5	1			922223.0002	Fördelningsventil	Distributing valve		
0260	6	2			3098	Skruv	Screw		
0300	7	6			94115	Nippel	Nipple		
0320	8	1			94092	Koppling	Fitting		
0340	9	1			5938	Tredoring	Tredoring		
0360	10	2			3465	Adapter	Adapter		
0400	11	2			5937	Tredoring	Tredoring		
0420	12	2			921881.0002	T-koppling	T-fitting		
0440	13	1			308162.7000	Hydraulslang	Hydraulic hose		
0480	14	2			308162.7100	Hydraulslang	Hydraulic hose		
0500	15	1			308162.0100	Hydraulslang	Hydraulic hose		
0520	16	1			308162.9100	Hydraulslang	Hydraulic hose		
0540	17	1			306902.3700	Hydraulslang	Hydraulic hose		
0570	18	1			306902.0800	Hydraulslang	Hydraulic hose		
0580	19								NOT USED
0600	20	1			308162.5500	Hydraulslang	Hydraulic hose		
0620	21	2			308162.7300	Hydraulslang	Hydraulic hose		
0650	22	2			352785.2400	Hydraulslang	Hydraulic hose		
0660	23								NOT USED
0680	24	5			R41581.001	Klammer	Clamp		
0710	25	5			920074.105	Skruv	Screw		
0760	26	4			406536.001	Klammer	Clamp		
0780	27	5			920838.0004	Koppling	Fitting		
0820	28	2			920099.065	Skruv	Screw		
0840	29	2			98150	Bricka	Washer		



VY A-A

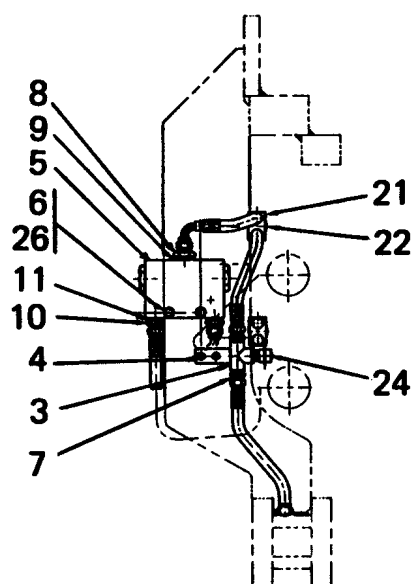
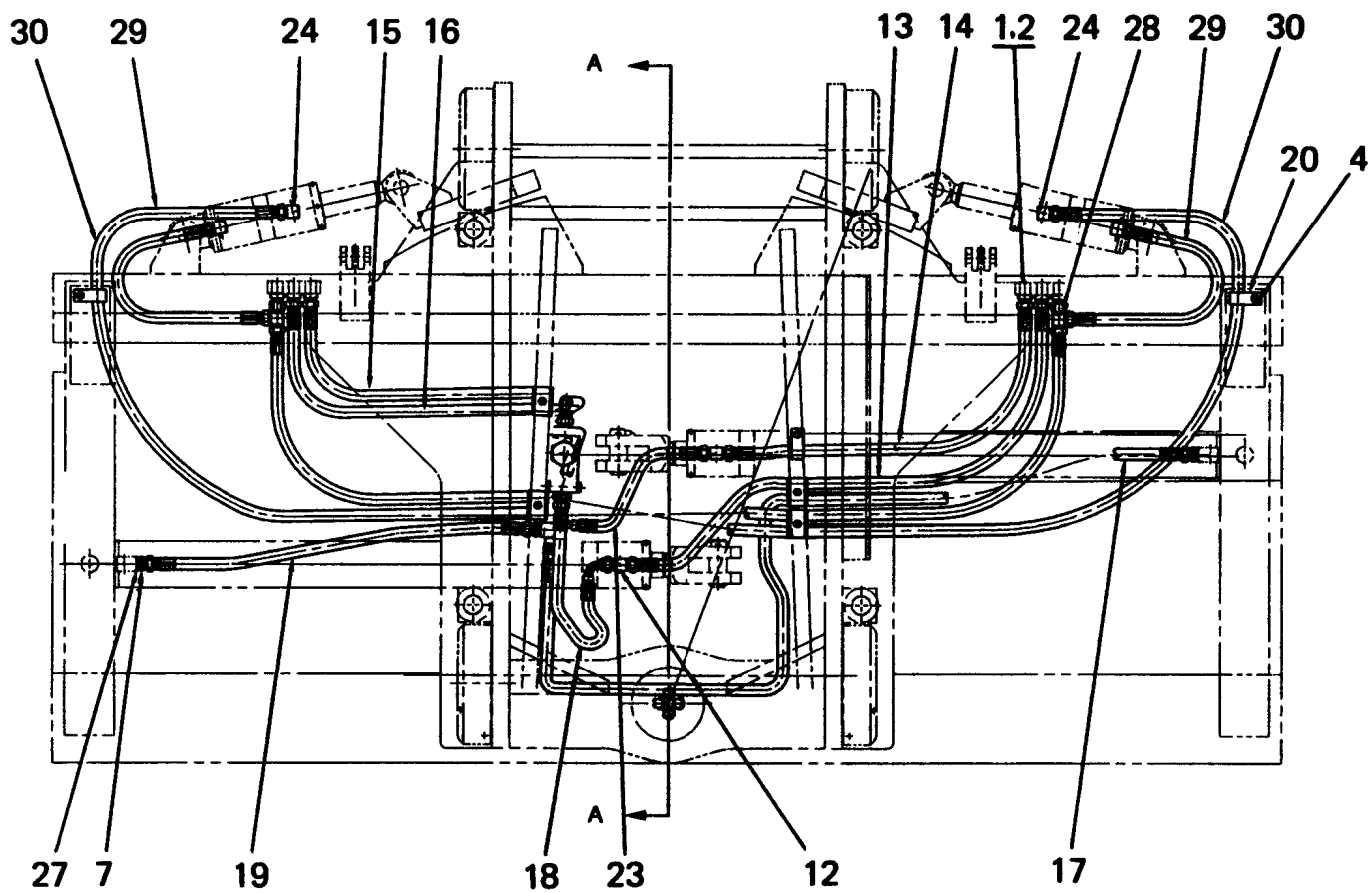
Reservdelar - Spare parts

70

205

1592

1592	Utgåva Issue		Bild nr Picture No		Lyftstativ duplex Gaffelspridning,centrum- skevning,455639.0200		Lifting mast duplex Fork spreading,central levelling,455639.0200		
	Pos. Fig.	Antal/Quantity			Art nr Part No	Benämning	Description	Sats Kit	Anmärkning Notes
		9-12 /600							
0060	0	-			455639.0200	Hydraulsystem	Hydraulic system		LYFTVAGN/IN CARRIAGE
0120	1	6			406883.0500	Genomföring	Grommet		
0140	2	6			407559.0200	Sexkantmutter	Hexagon nut		
0180	3	1			407343.0300	Fäste med T-rör	Bracket with T-pipe		
0200	4	8			920099.027	Skruv	Screw		
0220	5	1			922223.0002	Fördelningsventil	Distributing valve		
0260	6	2			3098	Skruv	Screw		
0300	7	4			3474	Nippel	Nipple		
0320	8	1			94092	Koppling	Fitting		
0340	9	1			5938	Tredoring	Tredoring		
0360	10	2			3465	Adapter	Adapter		
0400	11	2			5937	Tredoring	Tredoring		
0420	12	2			921881.0002	T-koppling	T-fitting		
0440	13	1			352785.5300	Hydraulslang	Hydraulic hose		
0480	14	1			306902.3000	Hydraulslang	Hydraulic hose		
0500	15	1			306902.9500	Hydraulslang	Hydraulic hose		
0520	16	1			308162.7700	Hydraulslang	Hydraulic hose		
0540	17	1			306902.3900	Hydraulslang	Hydraulic hose		
0570	18	1			306902.0800	Hydraulslang	Hydraulic hose		
0580	19	1			308162.7200	Hydraulslang	Hydraulic hose		
0600	20	6			406536.001	Klammer	Clamp		
0620	21	4			352670.0500	Överfall	Cap		
0650	22	4			3076	Skruv	Screw		
0660	23	1			306902.0800	Hydraulslang	Hydraulic hose		
0680	24	5			920838.0004	Koppling	Fitting		
0710	25								NOT USED
0760	26	2			98150	Bricka	Washer		
0780	27	4			5936	Tredoring	Tredoring		
0820	28	2			922124.0004	Koppling	Fitting		
0840	29	2			308162.0100	Hydraulslang	Hydraulic hose		
0860	30	2			457023.2500	Hydraulslang	Hydraulic hose		



VY A-A

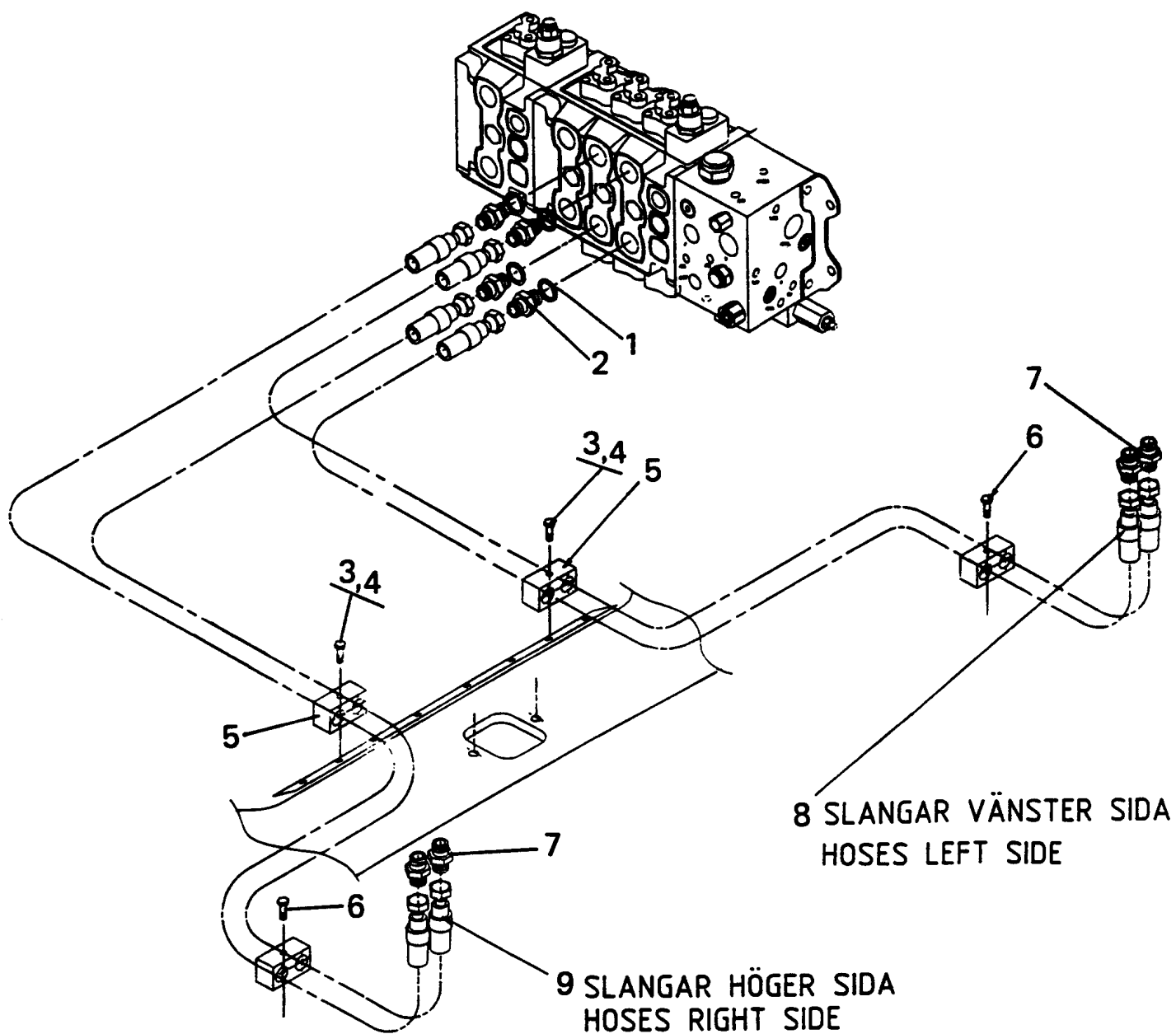
Reservdelar - Spare parts

70

207

1593

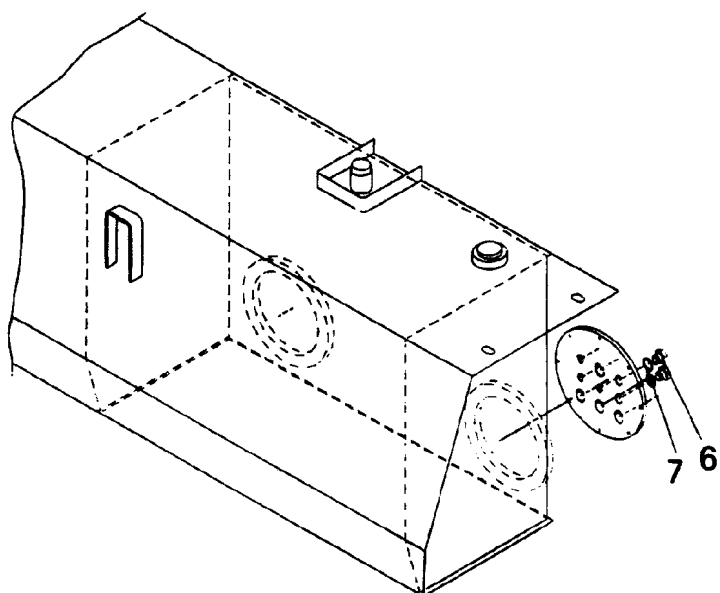
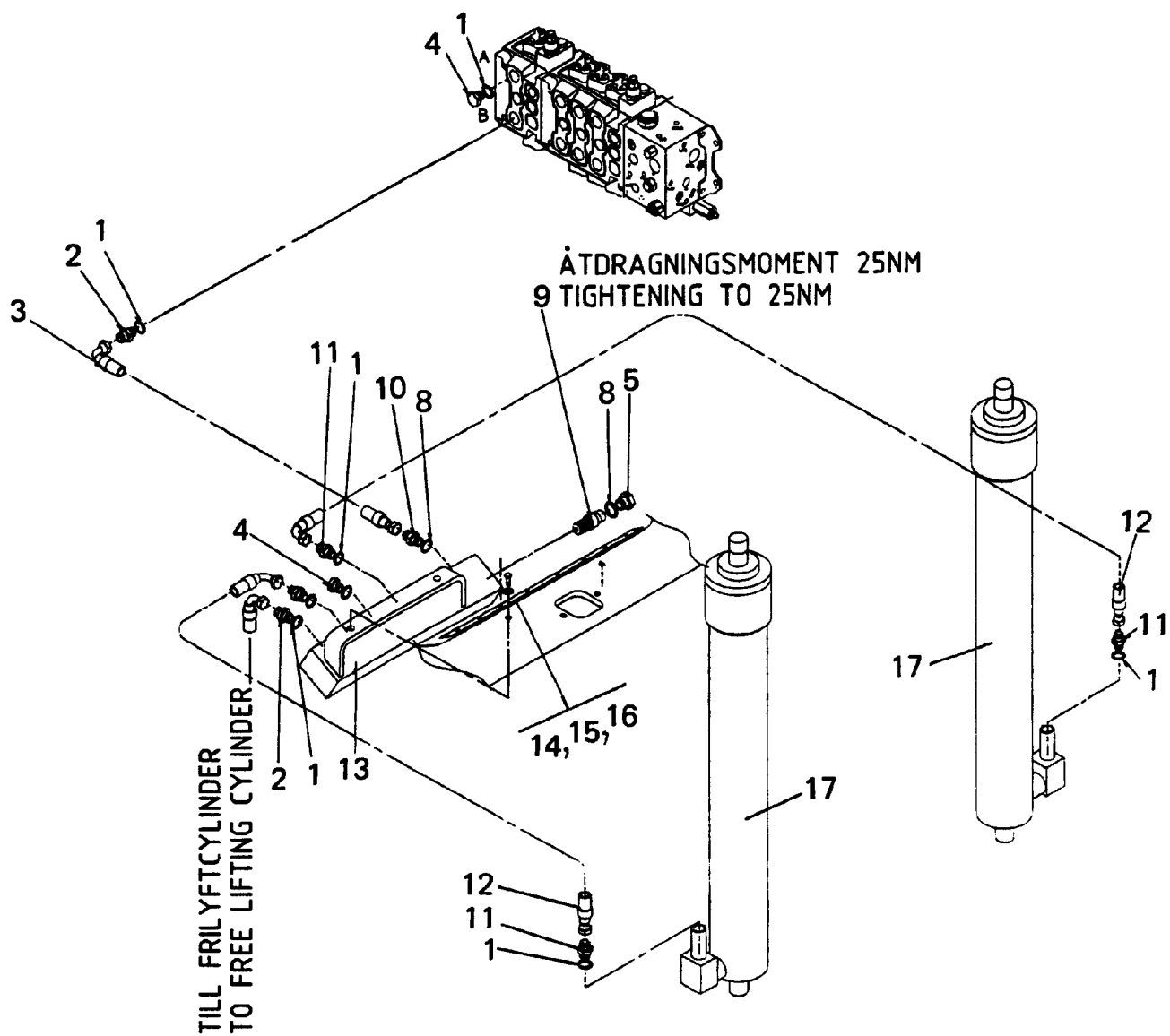
1593	Utgåva Issue		Bild nr Picture No		Lyftstativ duplex Gaffelspridning,centrum- skevning,456760.1800		Lifting mast duplex Fork spreading,central levelling,456760.1800		
	Pos. Fig.	Antal/Quantity			Art nr Part No	Benämning	Description	Sats Kit	Anmärkning Notes
		12- 16/ 1200							
0060		-			456760.1800	Hydraulsystem	Hydraulic system		NOT USED
0120	1	6			406883.0500	Genomföring	Grommet		
0140	2	6			407559.0200	Sexkantmutter	Hexagon nut		
0180	3	1			407343.0300	Fäste med T-rör	Bracket with T-pipe		
0200	4	7			920099.027	Skruv	Screw		
0220	5	1			922223.0002	Fördelningsventil	Distributing valve		
0260	6	2			3098	Skruv	Screw		
0300	7	4			3474	Nippel	Nipple		
0320	8	1			94092	Koppling	Fitting		
0340	9	1			5938	Tredoring	Tredoring		
0360	10	2			3465	Adapter	Adapter		
0400	11	2			5937	Tredoring	Tredoring		
0420	12	2			921881.0002	T-koppling	T-fitting		
0440	13	1			352785.5300	Hydraulslang	Hydraulic hose		
0480	14	1			308162.7100	Hydraulslang	Hydraulic hose		
0500	15	1			306902.3000	Hydraulslang	Hydraulic hose		
0520	16	1			308162.7800	Hydraulslang	Hydraulic hose		
0540	17	1			308162.5500	Hydraulslang	Hydraulic hose		
0570	18	1			306902.0800	Hydraulslang	Hydraulic hose		
0580	19	1			352785.5200	Hydraulslang	Hydraulic hose		
0600	20	5			406536.001	Klammer	Clamp		
0620	21	4			352670.0500	Överfall	Cap		
0650	22	4			3076	Skruv	Screw		
0660	23	1			306902.0800	Hydraulslang	Hydraulic hose		
0680	24	5			920838.0004	Koppling	Fitting		
0710	25								
0760	26	2			98150	Bricka	Washer		
0780	27	4			5936	Tredoring	Tredoring		
0820	28	2			922124.0004	Koppling	Fitting		
0840	29	2			308162.0100	Hydraulslang	Hydraulic hose		
0860	30	2			308162.6500	Hydraulslang	Hydraulic hose		



Reservdelar - Spare parts
70
209

1595

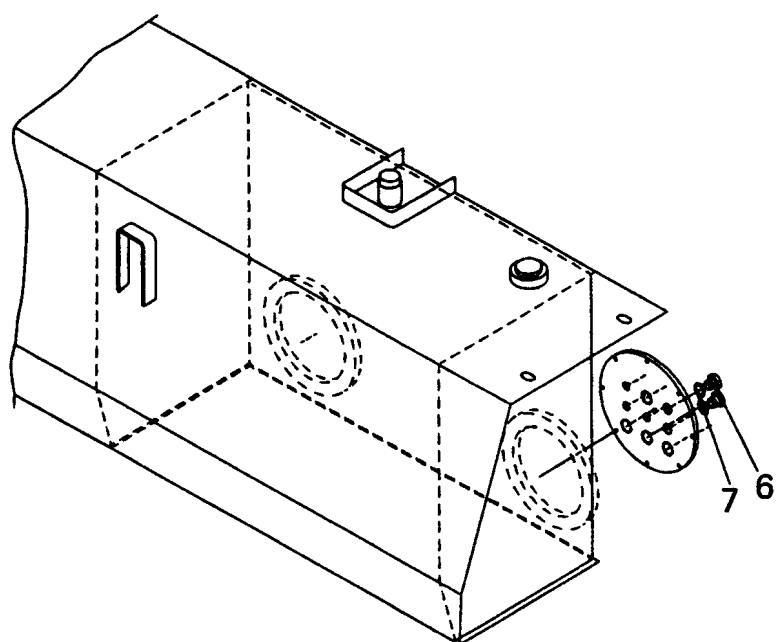
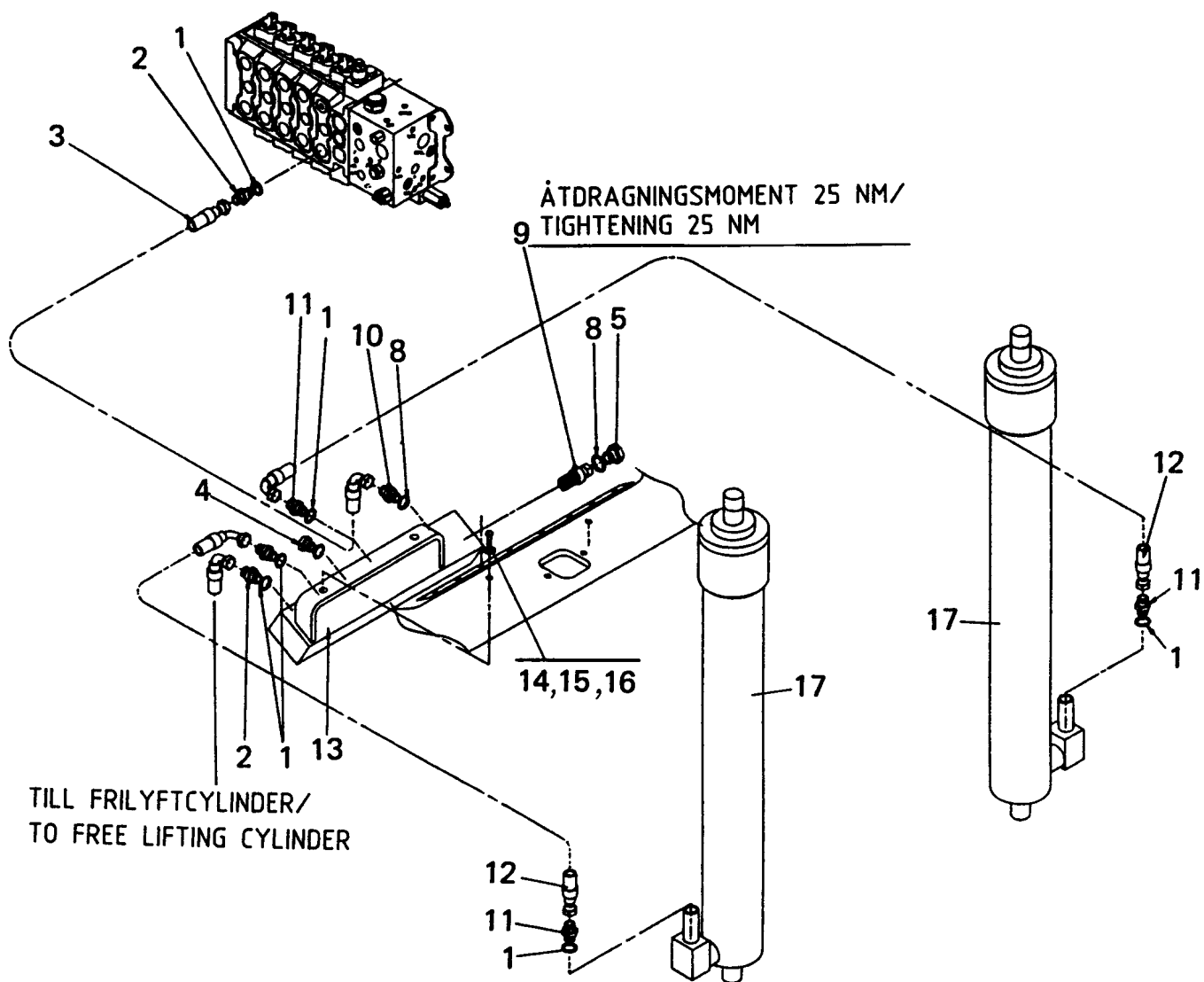
Utgåva Issue		Bild nr Picture No		Hydraulslangar till lyft- vagn A08101.0100		Hydraulic hoses to lifting carriage A08101.0100		
Pos. Fig.	Antal/Quantity			Art nr Part No	Benämning	Description	Sats Kit	Anmärkning Notes
0	-			A08101.0100	Hydraulsystem	Hydraulic system		DRAWING NO.
1	ERF			5938	Tredoring	Tredoring		
2	ERF			94092	Koppling	Fitting		
3	ERF			921765.0003	Skruv	Screw		
4	ERF			920076.003	Låsmutter	Lock nut		
5	ERF			352670.0500	Överfall	Cap		
6	ERF			920074.105	Skruv	Screw		
7	ERF			3474	Nippel	Nipple		
8	ERF			352785.7100	Hydraulslang	Hydraulic hose		
9	ERF			308162.5700	Hydraulslang	Hydraulic hose		



Reservdelar - Spare parts
70
211

1600

Utgåva Issue		Bild nr Picture No		Lyftstativ, Duplex, Frisikt, Frilyft Volvo, A08210.0100		Lifting mast, Duplex, Free sight, Free lift Volvo, A08210.0100		
Pos. Fig.	Antal/Quantity			Art nr Part No	Benämning	Description	Sats Kit	Anmärkning Notes
	9- 13,6 EC3							
0	-			A08210.0100	Hydraulsystem	Hydraulic system		DRAWING NO.



Reservdelar - Spare parts
70
213

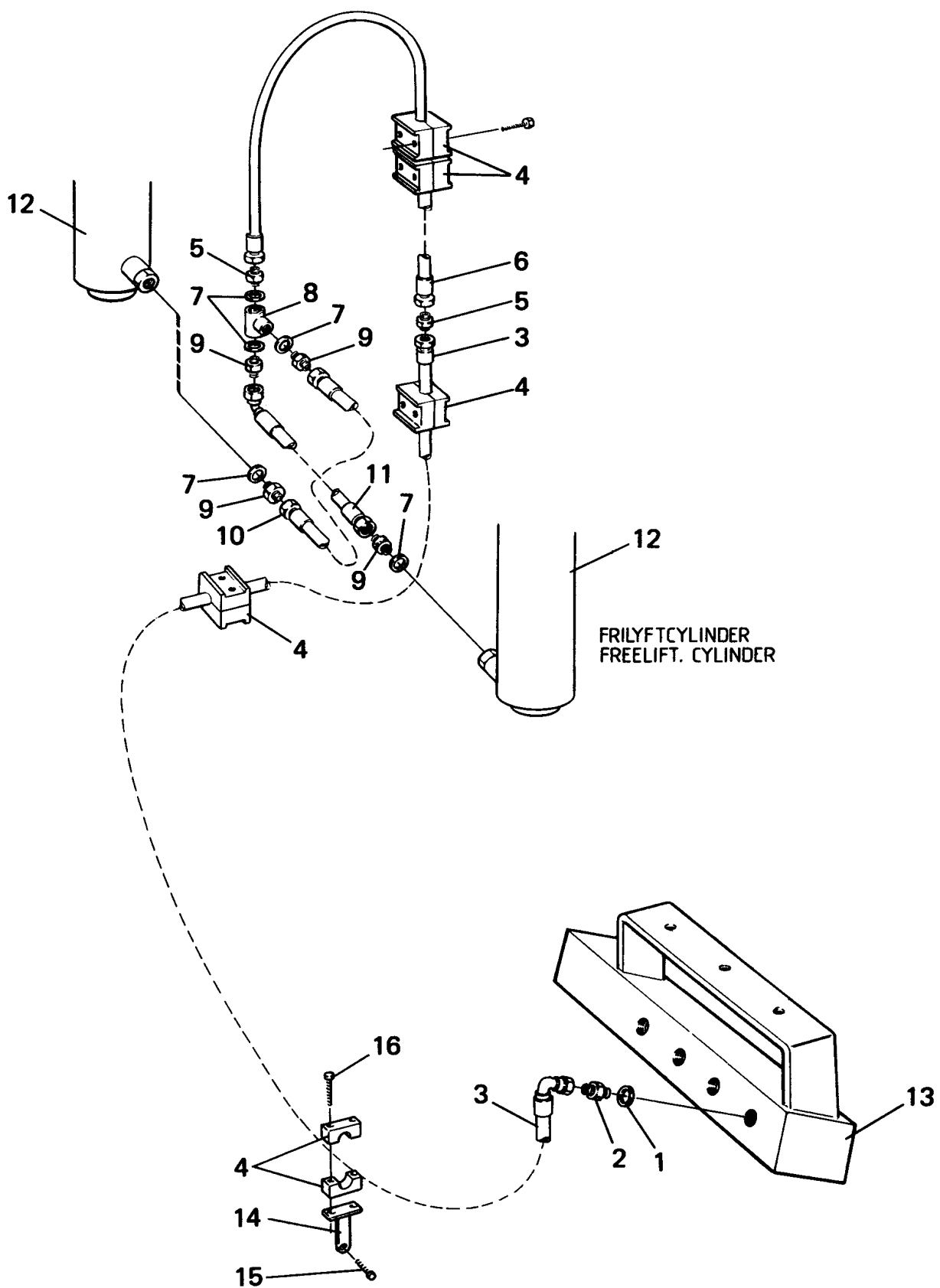
1620

Utgåva Issue		Bild nr Picture No		Lyftstativ, Duplex, Frisikt, Frilyft Perkins, A08210.0500		Lifting mast, Duplex, Free sight, Free lift Perkins, A08210.0500		
980615		15477						
Pos. Fig.	Antal/Quantity			Art nr Part No	Benämning	Description	Sats Kit	Anmärkning Notes
	9- 13,6 EC4							
0	-			A08210.0500	Hydraulsystem	Hydraulic system		DRAWING NO.
1	7			5938	Tredoring	Tredoring		
2	2			94111	Nippel	Nipple		
3	1			306871.2100	Hydraulslang	Hydraulic hose		
4	1			920999.0014	Propp	Plug		
5	1			920999.0005	Propp	Plug		
6	2			920999.0003	Propp	Plug		
7	2			5937	Tredoring	Tredoring		
8	2			5939	Tredoring	Tredoring		
9	1			920054.012	Sänkbromsventil	Lowering check valve		
10	1			3468	Nippel	Nipple		
11	4			3467	Nippel	Nipple		
12	2			309171.0300	Hydraulslang	Hydraulic hose		
13	1			A08147.0100	Fördelningsstycke	Distributing piece		
14	2			3116	Skruv	Screw		
15	2			920098.009	Bricka	Washer		
16	2			5590	Låsmutter	Lock nut		
17					Lyftcylinder	Lifting cylinder		SEE GROUP 80

Reservdelar - Spare parts
70
215

1650

Utgåva Issue		Bild nr Picture No		Lyftstativ, Duplex, Frisikt, Frilyft Volvo, A08210.0200		Lifting mast, Duplex, Free sight, Free lift Volvo, A08210.0200		
980615		15458						
Pos. Fig.	Antal/Quantity			Art nr Part No	Benämning	Description	Sats Kit	Anmärkning Notes
	13,6 EC4- -16							
0	-			A08210.0200	Hydraulsystem	Hydraulic system		DRAWING NO.
1	8			5938	Tredoring	Tredoring		
2	2			94111	Nippel	Nipple		
3	1			306871.1400	Hydraulslang	Hydraulic hose		
4	2			920999.0014	Propp	Plug		
5	1			920999.0005	Propp	Plug		
6	4			352670.0600	Överfall	Cap		
7	2			309171.7200	Hydraulslang	Hydraulic hose		
8	2			3473	Adapter	Adapter		
9	2			5937	Tredoring	Tredoring		
10	2			5939	Tredoring	Tredoring		
11	1			920054.013	Sänkbromsventil	Lowering check valve		
12	1			3468	Adapter	Adapter		
13	4			3467	Adapter	Adapter		
14	2			309171.0300	Hydraulslang	Hydraulic hose		
15	2			3080	Skruv	Screw		
16	1			920076.003	Låsmutter	Lock nut		
17	1			A08147.0100	Fördelningsstycke	Distributing piece		
18	2			3116	Skruv	Screw		
19	2			920098.009	Bricka	Washer		
20	2			5590	Låsmutter	Lock nut		
21	2			923542.0004	Koppling	Fitting		
22					Lyftcylinder	Lifting cylinder		SEE GROUP 80

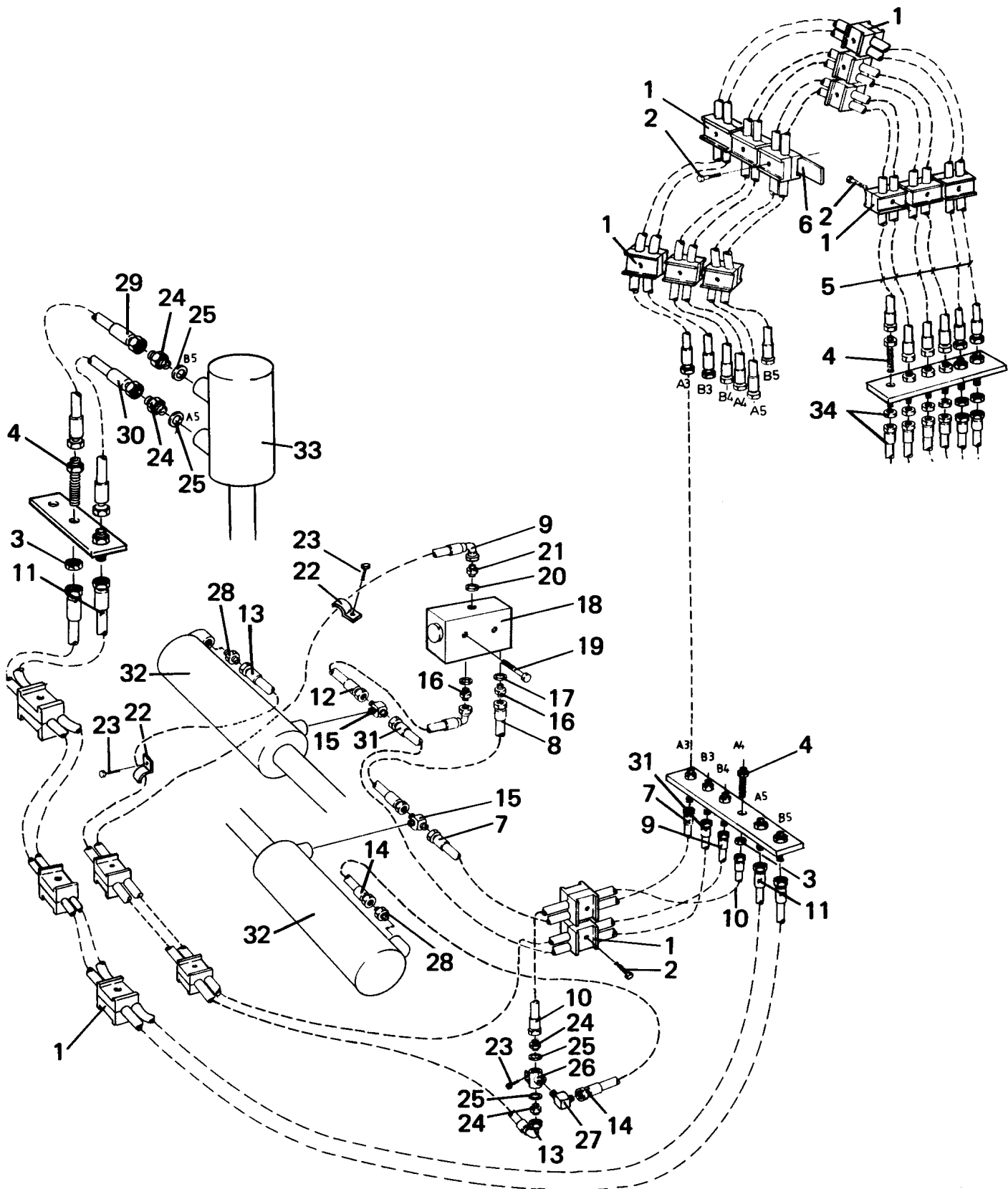


Reservdelar - Spare parts
70
217

1660

Utgåva Issue		Bild nr Picture No		Lyftstativ duplex frilyft Frilyftfunktion 456762.0100,.0300		Lifting mast Duplex Freelift, Freelifting funct. ,456762.0100,.0300		
Pos. Fig.	Antal/Quantity			Art nr Part No	Benämning	Description	Sats Kit	Anmärkning Notes
	9-12 /600	12/ 1200 -16						
0	-			456762.0100	Hydraulsystem	Hydraulic system		9-12/600
0		-		456762.0300	Hydraulsystem	Hydraulic system		12/1200-16
1	1	1		5938	Tredoring	Tredoring		
2	1	1		94111	Nippel	Nipple		
3	1	1		306871.XXXX	Hydraulslang	Hydraulic hose		42,2)
4	ERF	ERF		920139.005	Klammer	Clamp		
5	2	2		94111	Nippel	Nipple		
6	1	1		308945.XXXX	Hydraulslang	Hydraulic hose		42,2)
7	5	5		5938	Tredoring	Tredoring		
8	1	1		3428	T-rör	T-pipe		
9	4	4		3467	Nippel	Nipple		
10	1	1		306899.5000	Hydraulslang	Hydraulic hose		
11	1	1		308797.2500	Hydraulslang	Hydraulic hose		
12					Frilyftcylinder	Free lifting cylinder		SEE GR 80, PAGE 47
13	1	1			Fördelningsstycke	Distributing piece		SEE GR 70, PAGE 211
14	1	1		A10953.0100	Fäste	Bracket		
15	1	1		921899.302	Skruv	Screw		
16	ERF	ERF		5830	Skruv	Screw		
					Övriga detaljer	Other details		SEE GR 70, PAGE 225

2. Vid beställning angiv truckmodell, tillverkningsnummer och lyfthöjd When ordering state FLT type, manufacturing number and lifting height.
42. Slang finns endast i metervara och lösa kopplingar Hose only sold by length and separate fittings



Reservdelar - Spare parts

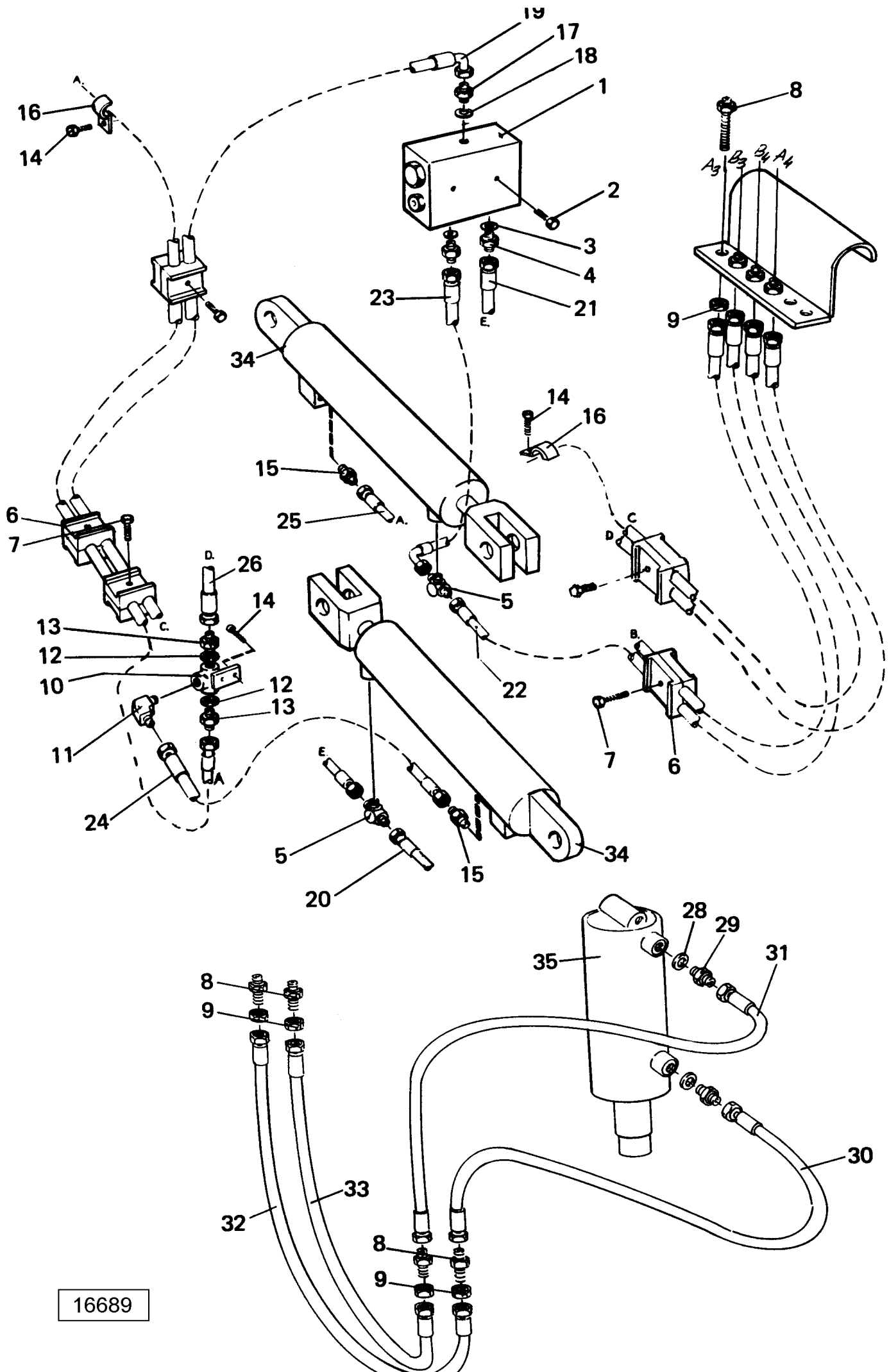
70

219

1670	Utgåva Issue		Bild nr Picture No		Lyftstativ duplex frilyft Sidoföring,Gaffelsprid- ning,Skevning		Lifting mast Duplex Freelift,Side shifting, Fork spreading,levelling		
	Pos. Fig.	Antal/Quantity			Art nr Part No	Benämning	Description	Sats Kit	Anmärkning Notes
		9-12 /600	9-12 /600	12/ 1200 -16					
0010	0	-			456760.0100	Hydraulsystem	Hydraulic system		LYFTVAGN/IN CARRIAGE SF + SPR LYFTVAGN/IN CARRIAGE SFS + SPR LYFTVAGN/IN CARRIAGE SF + SPR,ÄUTF 1 KPL=2 HALVES
0011									
0015	0		-		456760.0200	Hydraulsystem	Hydraulic system		
0016									
0017	0			-	456760.0400	Hydraulsystem	Hydraulic system		LYFTVAGN/IN CARRIAGE SF + SPR,ÄUTF 1 KPL=2 HALVES
0018									
0100	1	ERF	ERF	ERF	352670.0500	Klammer	Clamp		
0120	2	ERF	ERF	ERF	920074.105	Skruv	Screw		
0140	3	ERF	ERF	ERF	407559.0200	Mutter	Nut		
0180	4	ERF	ERF	ERF	406883.0500	Genomföring	Grommet		
0200	5	4	6	4	352785.XXXX	Hydraulslang	Hydraulic hose		42,2) FOR 4 HOSES FOR 6 HOSES
0220	6	ERF		ERF	456667.0100	Slangfäste	Hose attachment		
0225			ERF		456667.0200	Slangfäste	Hose attachment		
0240	7	1	1		308162.4900	Hydraulslang	Hydraulic hose		
0245				1	308162.7000	Hydraulslang	Hydraulic hose		
0260	8	1	1		308162.0100	Hydraulslang	Hydraulic hose		
0265				1	306902.0100	Hydraulslang	Hydraulic hose		
0300	9	1			306902.2600	Hydraulslang	Hydraulic hose		
0302			1		306902.2100	Hydraulslang	Hydraulic hose		
0305				1	306902.2600	Hydraulslang	Hydraulic hose		
0320	10	1	1		308162.7100	Hydraulslang	Hydraulic hose		
0325				1	352785.5200	Hydraulslang	Hydraulic hose		
0340	11		2		352785.9700	Hydraulslang	Hydraulic hose		
0360	12	1			306902.3500	Hydraulslang	Hydraulic hose		
0362			1		306902.2400	Hydraulslang	Hydraulic hose		
0365				1	306902.1300	Hydraulslang	Hydraulic hose		
0380	13	1			308162.5500	Hydraulslang	Hydraulic hose		
0382			1		350531.0100	Hydraulslang	Hydraulic hose		
0385				1	350531.1800	Hydraulslang	Hydraulic hose		
0400	14	1			308162.9100	Hydraulslang	Hydraulic hose		
0402			1		308162.7500	Hydraulslang	Hydraulic hose		
0405				1	308162.9200	Hydraulslang	Hydraulic hose		
0420	15	2	2	2	921881.0002	T-koppling	T-fitting		
0440	16	2	2	2	3465	Nippel	Nipple		
0460	17	2	2	2	5937	Tredoring	Tredoring		
0480	18	1	1	1	922223.0002	Fördelningsventil	Distributing valve		
0485		1	1	1	923110.0325	•Tätningssats	•Seal kit		
0500	19	2	2	2	3098	Skruv	Screw		
0520	20	1	1	1	5938	Tredoring	Tredoring		
0540	21	1	1	1	94092	Nippel	Nipple		
0560	22	3	2	2	406536.001	Klammer	Clamp		
0580	23	ERF	ERF	ERF	920099.027	Skruv	Screw		
0600	24	4	4	4	3474	Nippel	Nipple		
0620	25	2	4	2	5936	Tredoring	Tredoring		
0640	26	1	1	1	407343.0300	Fäste med T-rör	Bracket with T-pipe		
0660	27	1	1	1	920838.0004	Nippel	Nipple		
0680	28	2	2	2	94115	Nippel	Nipple		
0700	29	-	1	-	308162.7700	Hydraulslang	Hydraulic hose		
0720	30	-	1	-	308162.7800	Hydraulslang	Hydraulic hose		
0730	31	1			308162.7700	Hydraulslang	Hydraulic hose		
0735			1		308162.4900	Hydraulslang	Hydraulic hose		
0740				1	308162.7000	Hydraulslang	Hydraulic hose		
0750	32	2	2	2	A01787.XXXX	Gaffelspridningscylinder	Fork spreading cylinder		SEE GR 80, PAGE 111
0770	33	-	1	-	A01790.XXXX	Skevningscylinder	Levelling cylinder		SEE GR 80, PAGE 121
0780	34					Övriga detalier	Other details		SEE GR 70, PAGE 225

2. Vid beställning angiv truckmodell, tillverkningsnummer och lyfthöjd When ordering state FLT type, manufacturing number and lifting height.

42. Slang finns endast i metervara och lösa kopplingar Hose only sold by length and separate fittings



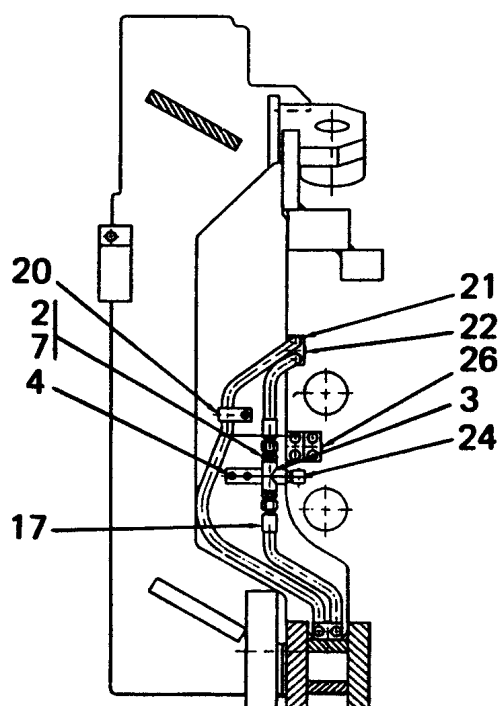
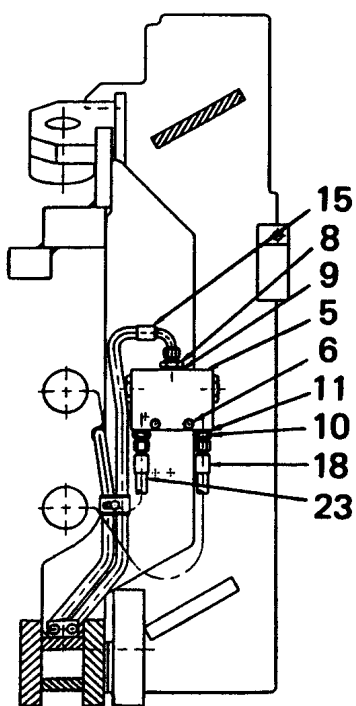
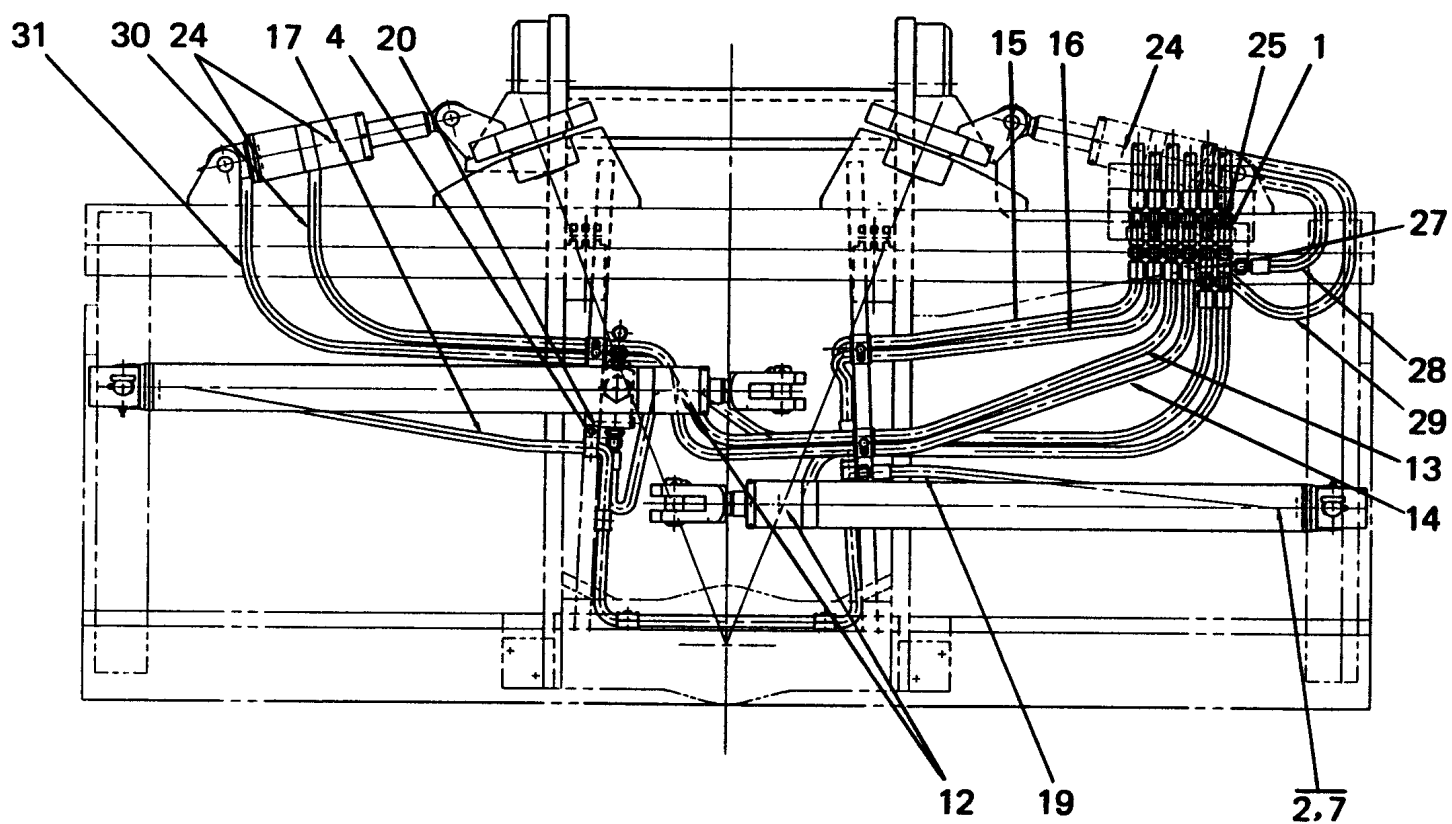
Reservdelar - Spare parts

70

221

1675

1675	Utgåva Issue		Bild nr Picture No		Lyftstativ duplex frilyft Sidoföring, Gaffelsprid- ning, Skevning		Lifting mast Duplex Freelift, Side shifting, Fork spreading, levelling		
	Pos. Fig.	Antal/Quantity			Art nr Part No	Benämning	Description	Sats Kit	Anmärkning Notes
				12/ 1200 -16					
0017	0			-	456760.1100	Hydraulsystem	Hydraulic system		LYFTVAGN/IN CARRIAGE SF + SPR,NY UTF LYFTVAGN/IN CARRIAGE S
0018									
0020	0			-	456760.1500	Hydraulsystem	Hydraulic system		
0021									
0100	1			1	922223.0002	Fördelningsventil	Distributing valve		
0110				1	923110.0325	•Tätningssats	•Seal kit		
0120	2			2	3098	Skruv	Screw		
0140	3			2	5937	Tredoring	Tredoring		
0180	4			2	3465	Adapter	Adapter		
0200	5			2	921881.0002	T-koppling	T-fitting		
0220	6			5	352670.0500	Överfall	Cap		
0240	7			5	920074.105	Skruv	Screw		
0260	8			8	406883.0500	Genomföring	Grommet		
0300	9			8	407559.0200	Sexkantmutter	Hexagon nut		
0320	10			1	407343.0300	Fäste med T-rör	Bracket with T-pipe		
0340	11			1	920838.0004	Koppling	Fitting		
0360	12			2	5936	Tredoring	Tredoring		
0380	13			2	3474	Nippel	Nipple		
0400	14			4	920099.027	Skruv	Screw		
0420	15			2	94115	Koppling	Fitting		
0440	16			2	406536.001	Klammer	Clamp		
0460	17			1	94092	Koppling	Fitting		
0480	18			1	5938	Tredoring	Tredoring		
0500	19			1	306902.2500	Hydraulslang	Hydraulic hose		
0520	20			1	308162.7800	Hydraulslang	Hydraulic hose		
0540	21			1	308162.0100	Hydraulslang	Hydraulic hose		
0560	22			1	308162.5600	Hydraulslang	Hydraulic hose		
0580	23			1	306902.0800	Hydraulslang	Hydraulic hose		
0600	24			1	308162.9200	Hydraulslang	Hydraulic hose		
0620	25			1	308162.7600	Hydraulslang	Hydraulic hose		
0640	26			1	308162.7100	Hydraulslang	Hydraulic hose		
0660	27								NOT USED
0680	28			2	5936	Tredoring	Tredoring		
0700	29			2	3474	Nippel	Nipple		
0720	30			1	308162.7800	Hydraulslang	Hydraulic hose		
0730	31			1	308162.7700	Hydraulslang	Hydraulic hose		
0735	32			1	308162.4700	Hydraulslang	Hydraulic hose		
0740	33			1	308162.7300	Hydraulslang	Hydraulic hose		
0750	34			2	A01787.XXXX	Gaffelspridningscylinder	Fork spreading cylinder		SEE GR 80, PAGE 111
0770	35			1	A01790.XXXX	Skevningscylinder	Levelling cylinder		SEE GR 80, PAGE 121
0780						Övriga detaljer	Other details		SEE GR 70, PAGE 225



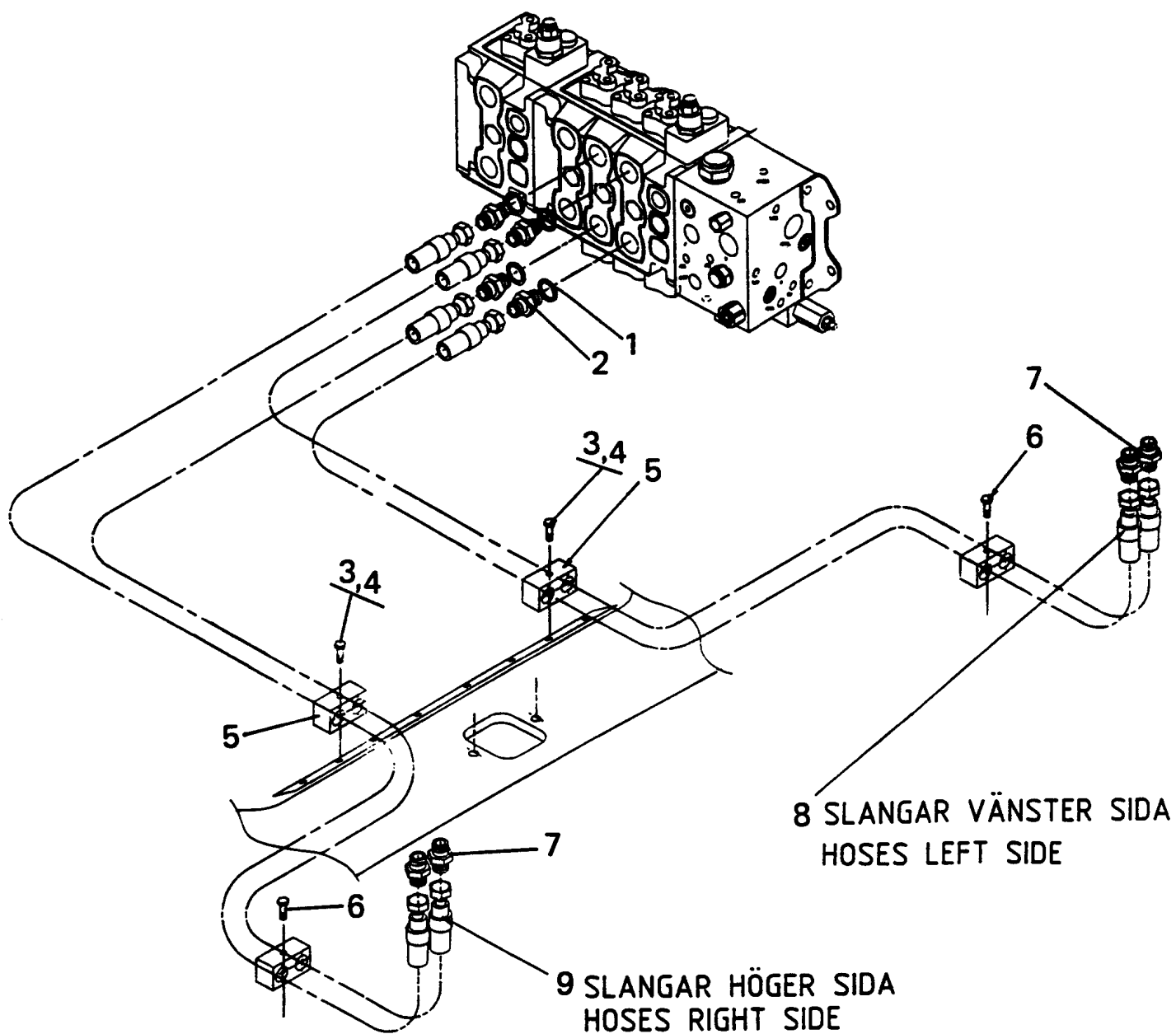
Reservdelar - Spare parts

70

223

1677

1677	Utgåva Issue		Bild nr Picture No		Lyftstativ duplex Gaffelspridning,centrum- skevning,456760.1000		Lifting mast duplex Fork spreading,central levelling,456760.1000		
	Pos. Fig.	Antal/Quantity			Art nr Part No	Benämning	Description	Sats Kit	Anmärkning Notes
		12- 16/ 1200							
0060	0	-			456760.1000	Hydraulsystem	Hydraulic system		LYFTVAGN/IN CARRIAGE
0120	1	6			407559.0200	Sexkantmutter	Hexagon nut		
0140	2	4			5936	Tredoring	Tredoring		
0180	3	1			407343.0300	Fäste med T-rör	Bracket with T-pipe		
0200	4	4			920099.027	Skruv	Screw		
0220	5	1			922223.0002	Fördelningsventil	Distributing valve		
0260	6	2			3098	Skruv	Screw		
0300	7	4			3474	Nippel	Nipple		
0320	8	1			94092	Koppling	Fitting		
0340	9	1			5938	Tredoring	Tredoring		
0360	10	2			3465	Adapter	Adapter		
0400	11	2			5937	Tredoring	Tredoring		
0420	12	2			921881.0002	T-koppling	T-fitting		
0440	13	1			352785.5300	Hydraulslang	Hydraulic hose		
0480	14	1			306902.1300	Hydraulslang	Hydraulic hose		
0500	15	1			306902.0700	Hydraulslang	Hydraulic hose		
0520	16	1			308162.7000	Hydraulslang	Hydraulic hose		
0540	17	1			352785.7100	Hydraulslang	Hydraulic hose		
0570	18	1			308162.8500	Hydraulslang	Hydraulic hose		
0580	19	1			352785.5200	Hydraulslang	Hydraulic hose		
0600	20	2			406536.001	Klammer	Clamp		
0620	21	7			352670.0500	Överfall	Cap		
0650	22	5			920074.105	Skruv	Screw		
0660	23	1			306902.0800	Hydraulslang	Hydraulic hose		
0680	24	5			920838.0004	Koppling	Fitting		
0710	25	6			406883.0500	Genomföring	Grommet		
0760	26	1			3082	Skruv	Screw		
0780	27	2			922124.0004	Koppling	Fitting		
0820	28	1			308162.8500	Hydraulslang	Hydraulic hose		
0840	29	1			306902.9500	Hydraulslang	Hydraulic hose		
0860	30	1			308162.8700	Hydraulslang	Hydraulic hose		
0880	31	1			308162.8700	Hydraulslang	Hydraulic hose		



Reservdelar - Spare parts
70
225

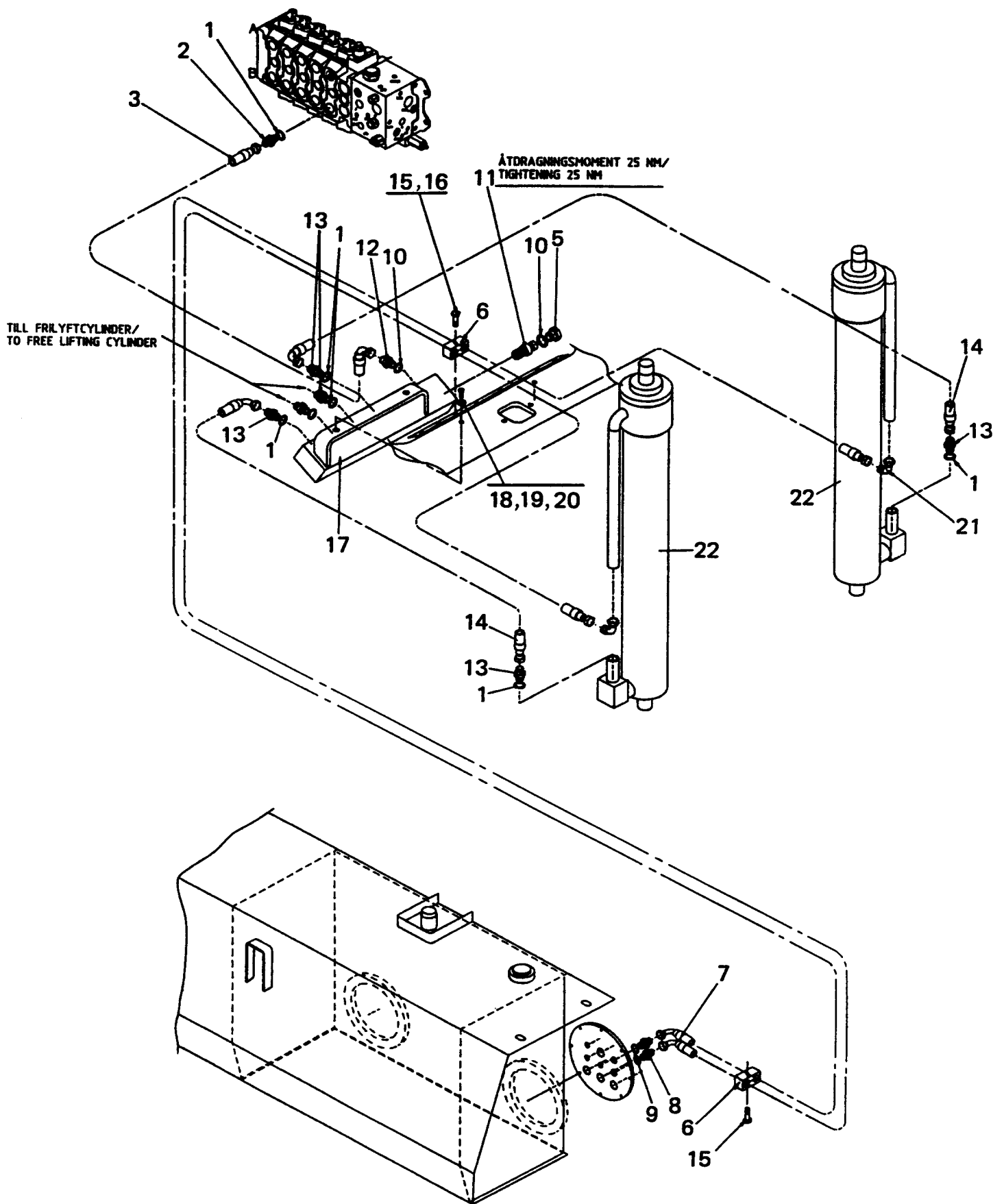
1680

Utgåva Issue		Bild nr Picture No		Hydraulslangar till lyft- vagn A08101.0100		Hydraulic hoses to lifting carriage A08101.0100		
Pos. Fig.	Antal/Quantity			Art nr Part No	Benämning	Description	Sats Kit	Anmärkning Notes
0	-			A08101.0100	Hydraulsystem	Hydraulic system		DRAWING NO.
1	ERF			5938	Tredoring	Tredoring		
2	ERF			94092	Koppling	Fitting		
3	ERF			921765.0003	Skruv	Screw		
4	ERF			920076.003	Låsmutter	Lock nut		
5	ERF			352670.0500	Överfall	Cap		
6	ERF			920074.105	Skruv	Screw		
7	ERF			3474	Nippel	Nipple		
8	ERF			352785.7100	Hydraulslang	Hydraulic hose		
9	ERF			308162.5700	Hydraulslang	Hydraulic hose		

Reservdelar - Spare parts
70
227

1700

Utgåva Issue		Bild nr Picture No		Lyftstativ, Triplex, Frisikt, Frilyft Volvo,A08210.0300,.0400		Lifting mast, Triplex, Free sight, Free lift Volvo,A08210.0300,.0400		
Pos. Fig.	Antal/Quantity			Art nr Part No	Benämning	Description	Sats Kit	Anmärkning Notes
	9- 13,6 EC3	13,6 EC4- -16						
0	-			A08210.0300 A08210.0400	Hydraulsystem Hydraulsystem	Hydraulic system Hydraulic system		9-13,6EC3,DRAWING NO. 13,6EC4-16,DRAWING NO
1	8	8		5938	Tredoring	Tredoring		
2	1	1		94111	Nippel	Nipple		
3	1	1		306871.1400	Hydraulslang	Hydraulic hose		
4	1	1		920999.0014	Propp	Plug		
5	1	1		920999.0005	Propp	Plug		
6	4	4		352670.0600	Överfall	Cap		
7	2	2		309171.7200	Hydraulslang	Hydraulic hose		
8	2	2		3473	Adapter	Adapter		
9	2	2		5937	Tredoring	Tredoring		
10	2	2		5939	Tredoring	Tredoring		
11	1			920054.012	Sänkbromsventil	Lowering check valve		
		1		920054.013	Sänkbromsventil	Lowering check valve		
12	1	1		3468	Adapter	Adapter		
13	6	6		3467	Adapter	Adapter		
14	2	2		309171.0300	Hydraulslang	Hydraulic hose		
15	2	2		3080	Skruv	Screw		
16	1	1		920076.003	Låsmutter	Lock nut		
17	1	1		A08147.0100	Fördelningsstycke	Distributing piece		
18	2	2		3116	Skruv	Screw		
19	2	2		920098.009	Bricka	Washer		
20	2	2		5590	Låsmutter	Lock nut		
21	2	2		923542.0004	Koppling	Fitting		
22					Lyftcylinder	Lifting cylinder		
								SEE GROUP 80



Reservdelar - Spare parts
70
229

1720

Utgåva Issue		Bild nr Picture No		Lyftstativ, Triplex, Frisikt, Frilyft Perkins, A08210.0600		Lifting mast, Triplex, Free sight, Free lift Perkins, A08210.0600		
Pos. Fig.	Antal/Quantity			Art nr Part No	Benämning	Description	Sats Kit	Anmärkning Notes
	9- 13,6 EC4							
0	-			A08210.0600	Hydraulsystem	Hydraulic system		9-13,6EC4,DRAWING NO.
1	7			5938	Tredoring	Tredoring		
2	1			94111	Nippel	Nipple		NOT USED
3	1			306871.2100	Hydraulslang	Hydraulic hose		
4								
5	1			920999.0005	Propp	Plug		
6	4			352670.0600	Överfall	Cap		
7	2			309171.7200	Hydraulslang	Hydraulic hose		
8	2			3473	Adapter	Adapter		
9	2			5937	Tredoring	Tredoring		
10	2			5939	Tredoring	Tredoring		
11	1			920054.012	Sänkbromsventil	Lowering check valve		
12	1			3468	Adapter	Adapter		
13	6			3467	Adapter	Adapter		
14	2			309171.0300	Hydraulslang	Hydraulic hose		
15	2			3080	Skruv	Screw		
16	1			920076.003	Låsmutter	Lock nut		
17	1			A08147.0100	Fördelningsstycke	Distributing piece		
18	2			3116	Skruv	Screw		
19	2			920098.009	Bricka	Washer		
20	2			5590	Låsmutter	Lock nut		SEE GROUP 80
21	2			923542.0004	Koppling	Fitting		
22					Lyftcylinder	Lifting cylinder		



Reservdelar - Spare parts

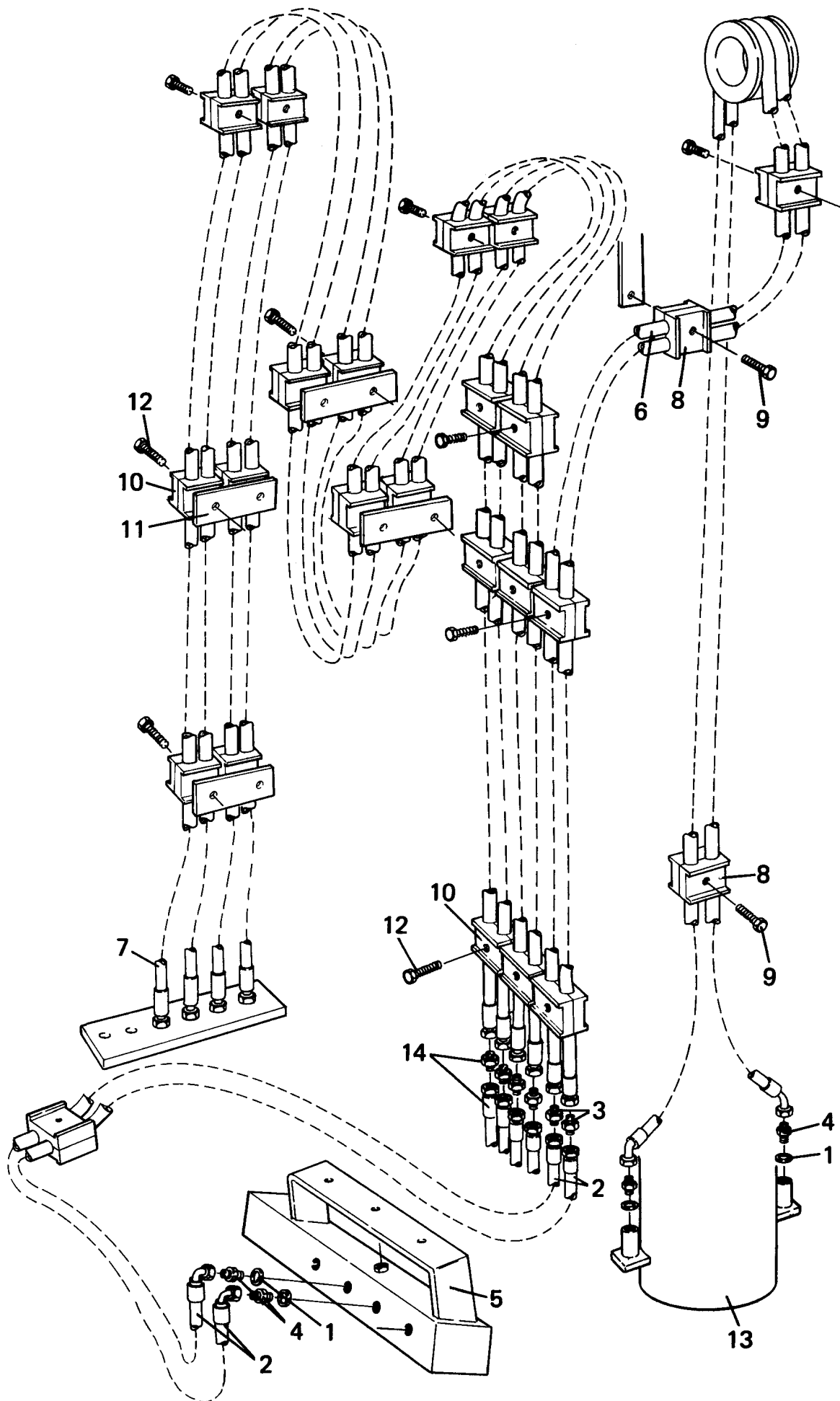
70

231

1725	Utgåva Issue	Bild nr Picture No	TRI FL,Frilyftfunktion med areastyrning och hängande slangar 9-13,6			TRI FL,Freelift- function,area control and Hanging hoses 9-13,6		
	Pos. Fig.	Antal/Quantity		Art nr Part No	Benämning	Description	Sats Kit	Anmärkning Notes
		9- 13,6 /600						
0020	0	-		456762.0700	Hydraulsystem	Hydraulic system		HANGING HOSES
0160	1	4		5938	Tredoring	Tredoring		
0260	2	1			Fördelningsstycke	Distributing piece		SEE GR 70, PAGE 227
0340	3	2		3467	Nippel	Nipple		
0400	4	2		309171.0400	Hydraulslang	Hydraulic hose		42,2)
0420	5	ERF		352670.0500	Klamma	Clamp		1 KPL=2 HALVES
0440	6	ERF		3076	Skruv	Screw		
0460	7	4		406883.0600	Genomföring	Grommet		
0480	8	4		407559.0300	Mutter	Nut		
0500	9	4		352785.8500	Hydraulslang	Hydraulic hose		42,2), LH=3600
0502		4		352785.4600	Hydraulslang	Hydraulic hose		42,2), LH=4500
0504		4		352785.2100	Hydraulslang	Hydraulic hose		42,2), LH=4750
0506		4		352785.6800	Hydraulslang	Hydraulic hose		42,2), LH=5000
0508		4		352785.6900	Hydraulslang	Hydraulic hose		42,2), LH=5250
0510		4		352785.3500	Hydraulslang	Hydraulic hose		42,2), LH=5500
0512		4		457023.1500	Hydraulslang	Hydraulic hose		42,2), LH=5750
0514		4		352785.8100	Hydraulslang	Hydraulic hose		42,2), LH=6000
0516		4		308162.2700	Hydraulslang	Hydraulic hose		42,2), LH=6250
0518		4		308162.2800	Hydraulslang	Hydraulic hose		42,2), LH=6500
0520		4		308162.2900	Hydraulslang	Hydraulic hose		42,2), LH=6750
0522		4		352785.8300	Hydraulslang	Hydraulic hose		42,2), LH=7000
0530	10	1		3084	Skruv	Screw		
0540	11	4		456667.0100	Fäste	Bracket		
0640	12	2		3473	Adapter	Adapter		
0660	13	2		309171.XXXX	Hydraulslang	Hydraulic hose		42,2)
0685	14	2		3467	Adapter	Adapter		
0690	15	14		352670.0600	Överfall	Cap		
0700	16	7		3079	Skruv	Screw		
0710	17	1		A01135.0100	Mellanlägg	Spacer		
0720	18	2		258718.XXXX	Frilyftcylinder	Free lifting cylinder		SEE GR 80, PAGE 91
0740	19				Övriga detaljer	Other details		SEE GR 70, PAGE 243

2. Vid beställning angiv truckmodell,tillverkningsnummer och lyfthöjd When ordering state FLT type, manufacturing number and lifting height.

42. Slang finns endast i metervara och lösa kopplingar Hose only sold by length and separate fittings



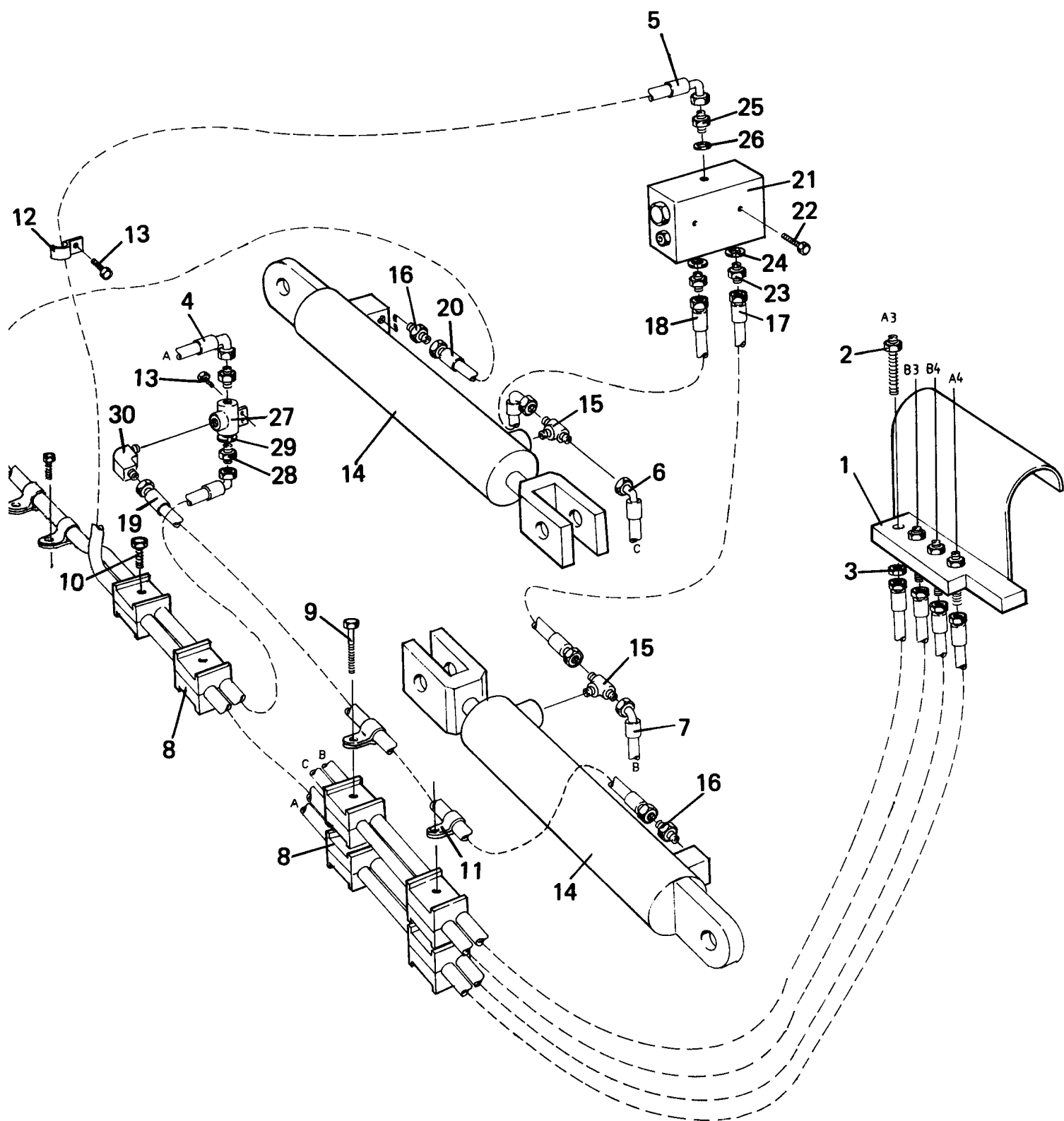
Reservdelar - Spare parts

70 233

1730	Utgåva Issue		Bild nr Picture No		TRI FL,Frilyftfunktion areastyrning och hängande slangar för 12/1200-16		TRI FL, Freelifthunct. area contr. system and hanging hoses 12/1200-16		
	Pos. Fig.	Antal/Quantity			Art nr Part No	Benämning	Description	Sats Kit	Anmärkning Notes
		12/ 1200 -16							
0010	0	-			456762.0600	Hydraulsystem	Hydraulic system		HANGING HOSES
0040	1	4			5938	Tredoring	Tredoring		
0100	2	2			309171.0200	Slang	Hose		
0140	3	2			3473	Adapter	Adapter		
0160	4	4			3467	Adapter	Adapter		
0180	5	1				Fördelningsstycke	Distributing piece		SEE GR 70, PAGE 227
0340	6	2			308797.XXXX	Hydraulslang	Hydraulic hose		42,2)
0360	7	4			352785.0800	Hydraulslang	Hydraulic hose		42,2), LH=4500 1/2"
0380		4			352785.4600	Hydraulslang	Hydraulic hose		42,2), LH=4750 1/2"
0400		4			352785.2100	Hydraulslang	Hydraulic hose		42,2), LH=5000 1/2"
0420		4			352785.6800	Hydraulslang	Hydraulic hose		42,2), LH=5250 1/2"
0440		4			352785.6900	Hydraulslang	Hydraulic hose		42,2), LH=5500 1/2"
0460		4			352785.3500	Hydraulslang	Hydraulic hose		42,2), LH=5750 1/2"
0480		4			457023.1500	Hydraulslang	Hydraulic hose		42,2), LH=6000 1/2"
0500		4			352785.8100	Hydraulslang	Hydraulic hose		42,2), LH=6250 1/2"
0520		4			308162.2700	Hydraulslang	Hydraulic hose		42,2), LH=6500 1/2"
0540		4			308162.2800	Hydraulslang	Hydraulic hose		42,2), LH=6750 1/2"
0560		4			308162.4400	Hydraulslang	Hydraulic hose		42,2), LH=7000 1/2"
0580		4			457023.1800	Hydraulslang	Hydraulic hose		42,2), LH=7500 1/2"
0700	8	12			352670.0600	Överfall	Cap		
0720	9	6			920074.105	Skruv	Screw		
0740	10	ERF			352670.0500	Klamma	Clamp		1 KPL= 2 HALVES
0760	11	4			456667.0100	Fäste	Bracket		
0780	12	ERF			3076	Skruv	Screw		
0800	13	1			254802.XXXX	Frilyftcylinder	Free lifting cylinder		SEE GR 80, PAGE 93
0820	14					Övriga detaljer	Other details		SEE GR 70, PAGE 243

2. Vid beställning angiv truckmodell,tillverkningsnummer och lyfthöjd When ordering state FLT type, manufacturing number and lifting height.

42. Slang finns endast i metervara och lösa kopplingar Hose only sold by length and separate fittings



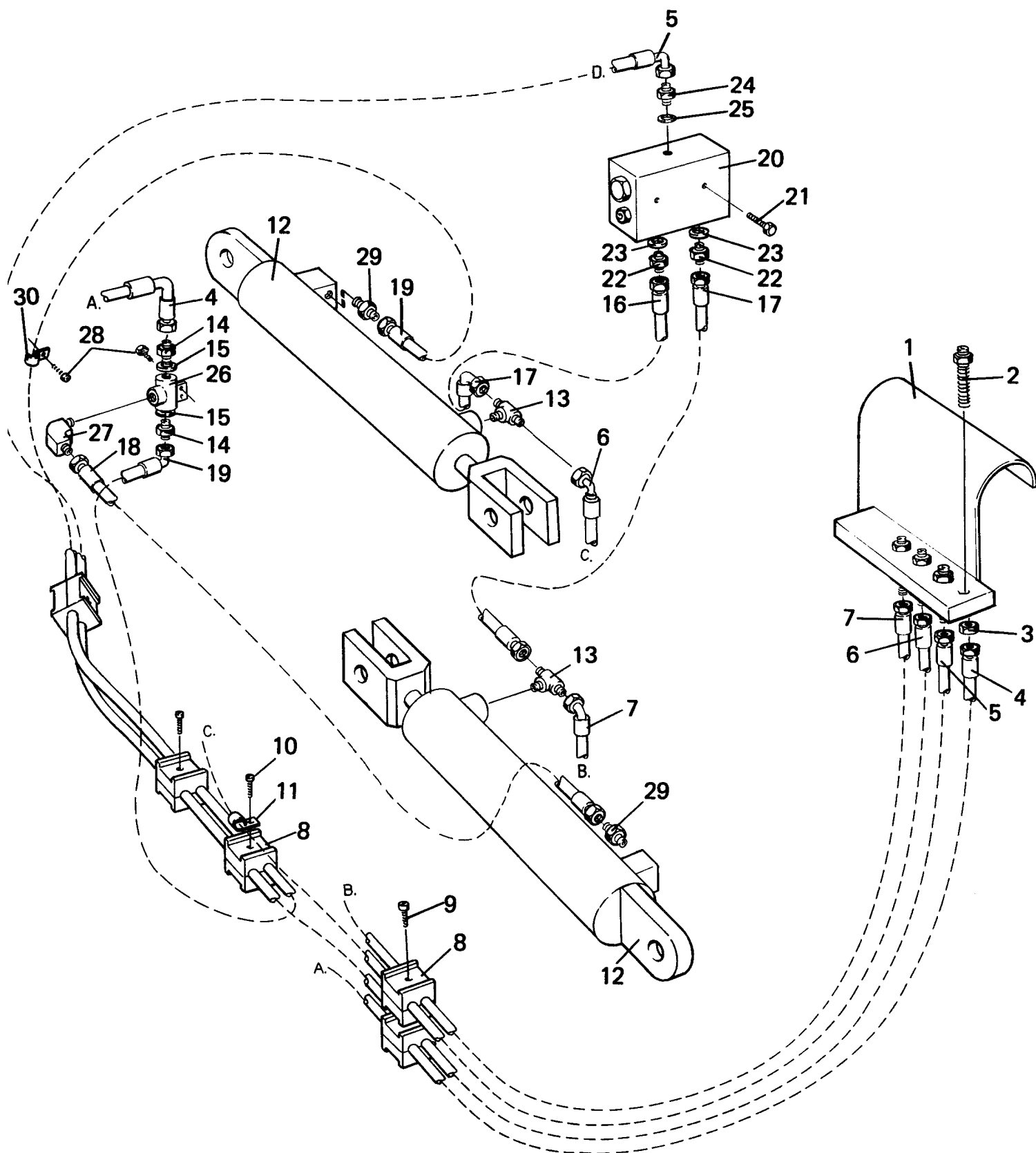
Reservdelar - Spare parts

70

235

1735

1 735	Utgåva Issue		Bild nr Picture No		TRI FL,Sidoföring, Gaffelspridning,area- styrning,hängande slangar		TRI FL Side shifting, fork spreading,area contr system,hanging hoses		
	Pos. Fig.	Antal/Quantity			Art nr Part No	Benämning	Description	Sats Kit	Anmärkning Notes
		9- 13,6 /600							
0015	0	-			456760.0700	Hydraulsystem	Hydraulic system		LYFTVAGN/IN CARRIAGE SEE GR 80, PAGE 95
0020	1	1				Hållare	Holder		
0040	2	4			406883.0500	Genomföring	Grommet		
0060	3	4			407559.0200	Sexkantmutter	Hexagon nut		
0080	4	1			306902.3900	Hydraulslang	Hydraulic hose		42)
0100	5	1			306902.5300	Hydraulslang	Hydraulic hose		42)
0120	6	1			306902.7500	Hydraulslang	Hydraulic hose		42)
0140	7	1			306902.3200	Hydraulslang	Hydraulic hose		42)
0180	8	6			352670.0500	Klamma	Clamp		
0200	9	2			3083	Skruv	Screw		
0220	10	2			920074.105	Skruv	Screw		
0240	11	2			95038	Klammer	Clamp		
0260	12	1			406536.001	Klammer	Clamp		
0300	13	3			920099.027	Skruv	Screw		
0330	14	2			A01787.XXXX	Gaffelspridningscylinder	Fork spreading cylinder		SEE GR 80, PAGE 111
0340	15	2			921881.0002	T-koppling	T-fitting		
0360	16	2			94115	Koppling	Fitting		
0380	17	1			308162.8500	Hydraulslang	Hydraulic hose		42)
0400	18	1			306902.2300	Hydraulslang	Hydraulic hose		42)
0420	19	1			352785.9500	Hydraulslang	Hydraulic hose		42)
0440	20	1			306902.3900	Hydraulslang	Hydraulic hose		42)
0460	21	1			922223.0002	Fördelningsventil	Distributing valve		
0470		1			923110.0325	•Tätningssats	•Seal kit		
0480	22	2			3098	Skruv	Screw		
0500	23	2			3465	Adapter	Adapter		
0520	24	2			5937	Tredoring	Tredoring		
0540	25	1			94092	Koppling	Fitting		
0560	26	1			5938	Tredoring	Tredoring		
0580	27	1			407343.0300	Fäste med T-rör	Bracket with T-pipe		
0600	28	2			3474	Adapter	Adapter		
0620	29	2			5936	Tredoring	Tredoring		
0640	30	1			920838.0004	Koppling	Fitting		



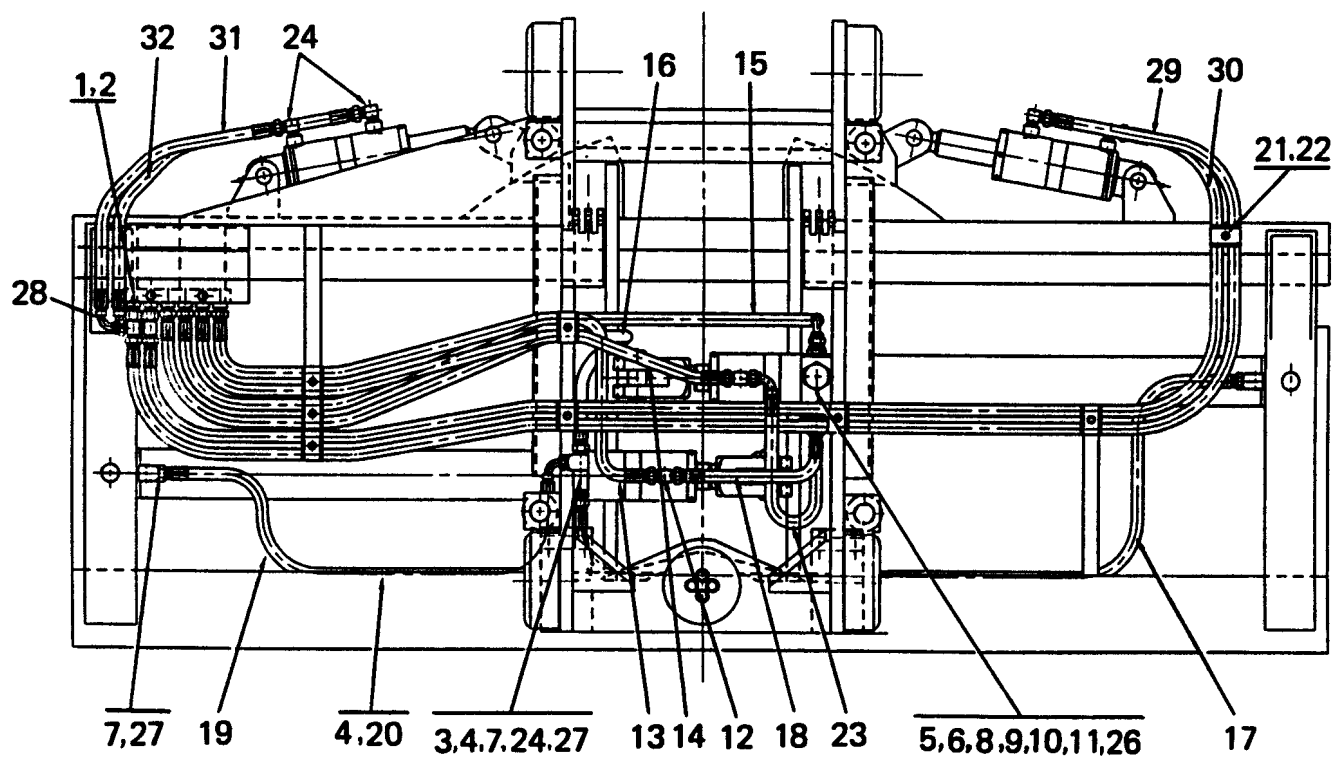
Reservdelar - Spare parts

70

237

1740

1740	Utgåva Issue		Bild nr Picture No		TRI FL,Sidoföring, Gaffelspridning, area- styrning,hängande slangar		TRI FL, Side shifting, fork spreading,area contr system, hanging hoses		
	Pos. Fig.	Antal/Quantity			Art nr Part No	Benämning	Description	Sats Kit	Anmärkning Notes
		12/ 1200 -16							
0015	0	-			456760.0900	Hydraulsystem	Hydraulic system		LYFTVAGN/IN CARRIAGE SEE GR 80, PAGE 95
0020	1	1				Hållare	Holder		
0040	2	4			406883.0500	Genomföring	Grommet		
0060	3	4			407559.0200	Sexkantmutter	Hexagon nut		
0080	4	1			306902.4800	Hydraulslang	Hydraulic hose		42)
0100	5	1			306902.0700	Hydraulslang	Hydraulic hose		42)
0120	6	1			306902.0200	Hydraulslang	Hydraulic hose		42)
0140	7	1			306902.3800	Hydraulslang	Hydraulic hose		42)
0180	8	5			352670.0500	Klamma	Clamp		
0200	9	2			3083	Skruv	Screw		
0220	10	3			920074.105	Skruv	Screw		
0260	11	1			95038	Klammer	Clamp		
0330	12	2			A01787.XXXX	Gaffelspridningscylinder	Fork spreading cylinder		SEE GR 80, PAGE 111
0340	13	2			921881.0002	T-koppling	T-fitting		
0360	14	2			3474	Koppling	Fitting		
0370	15	2			5936	Tredoring	Tredoring		
0380	16	1			306902.0800	Hydraulslang	Hydraulic hose		42)
0400	17	1			308162.0100	Hydraulslang	Hydraulic hose		42)
0420	18	1			308162.7200	Hydraulslang	Hydraulic hose		42)
0440	19	1			306902.4800	Hydraulslang	Hydraulic hose		42)
0460	20	1			922223.0002	Fördelningsventil	Distributing valve		
0470		1			923110.0325	•Tätningssats	•Seal kit		
0480	21	2			3098	Skruv	Screw		
0500	22	2			3465	Adapter	Adapter		
0520	23	2			5937	Tredoring	Tredoring		
0540	24	1			94092	Koppling	Fitting		
0560	25	1			5938	Tredoring	Tredoring		
0580	26	1			407343.0300	Fäste med T-rör	Bracket with T-pipe		
0600	27	1			920838.0004	Koppling	Fitting		
0620	28	3			920099.027	Skruv	Screw		
0640	29	2			94115	Koppling	Fitting		
0660	30	1			406536.001	Klammer	Clamp		



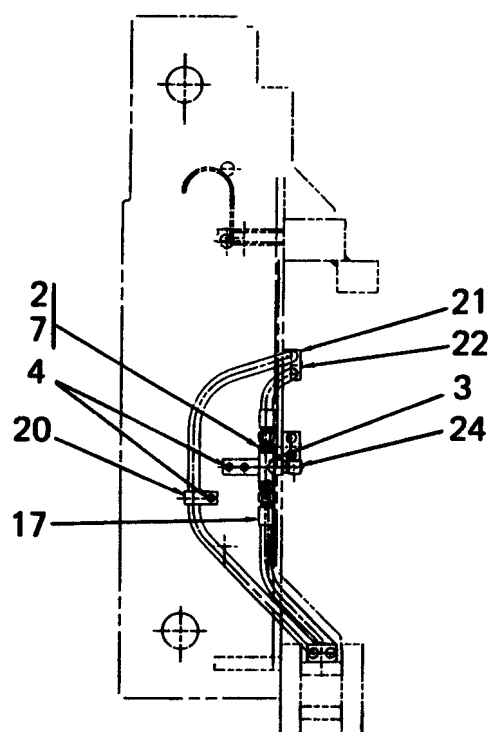
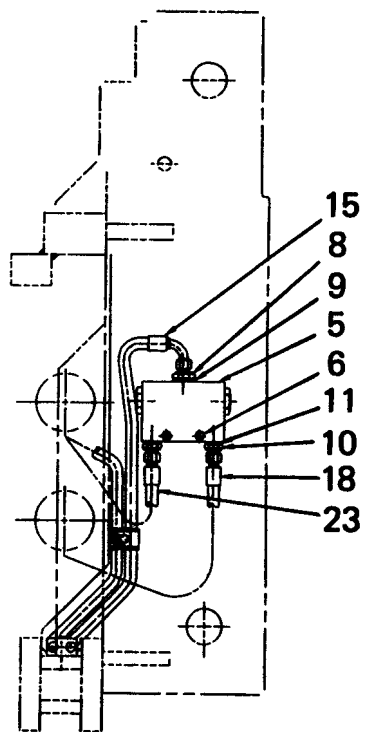
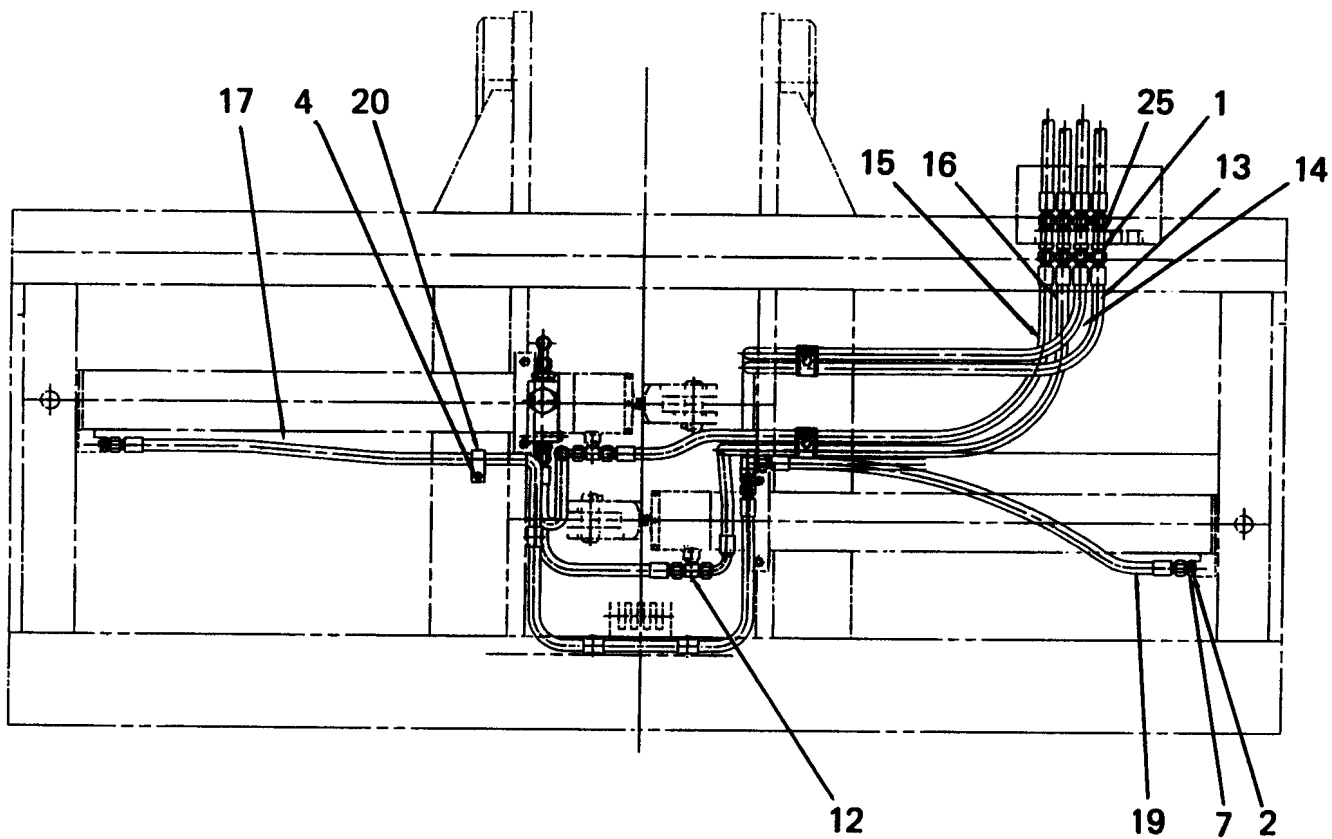
Reservdelar - Spare parts

70

239

1742

1742	Utgåva Issue		Bild nr Picture No		Lyftstativ triplex Gaffelspridning,centrum- skevning,455639.0300		Lifting mast triplex Fork spreading,central levelling,455639.0300			
	Pos. Fig.	Antal/Quantity			Art nr Part No	Benämning	Description	Sats Kit	Anmärkning Notes	
		9-12 /600								
0060	0	-			455639.0300	Hydraulsystem	Hydraulic system		LYFTVAGN/IN CARRIAGE	
0120	1	6			406883.0500	Genomföring	Grommet			
0140	2	6			407559.0200	Sexkantmutter	Hexagon nut			
0180	3	1			407343.0300	Fäste med T-rör	Bracket with T-pipe			
0200	4	8			920099.027	Skruv	Screw			
0220	5	1			922223.0002	Fördelningsventil	Distributing valve			
0260	6	2			3098	Skruv	Screw			
0300	7	4			3474	Nippel	Nipple			
0320	8	1			94092	Koppling	Fitting			
0340	9	1			5938	Tredoring	Tredoring			
0360	10	2			3465	Adapter	Adapter			
0400	11	2			5937	Tredoring	Tredoring			
0420	12	2			921881.0002	T-koppling	T-fitting			
0440	13	1			308162.5600	Hydraulslang	Hydraulic hose			
0480	14	1			352785.5300	Hydraulslang	Hydraulic hose			
0500	15	1			306902.0300	Hydraulslang	Hydraulic hose			
0520	16	1			308162.5600	Hydraulslang	Hydraulic hose			
0540	17	1			352785.8700	Hydraulslang	Hydraulic hose			
0570	18	1			306902.0800	Hydraulslang	Hydraulic hose			
0580	19	1			352785.9500	Hydraulslang	Hydraulic hose			
0600	20	4			406536.001	Klammer	Clamp			
0620	21	5			352670.0500	Överfall	Cap			
0650	22	5			920074.105	Skruv	Screw			
0660	23	1			306902.0100	Hydraulslang	Hydraulic hose			
0680	24	5			920838.0004	Koppling	Fitting			
0710	25									NOT USED
0760	26	2			98150	Bricka	Washer			
0780	27	4			5936	Tredoring	Tredoring			
0820	28	2			922124.0004	Koppling	Fitting			
0840	29	1			457023.1200	Hydraulslang	Hydraulic hose			
0860	30	1			352785.9700	Hydraulslang	Hydraulic hose			
0880	31	1			306902.3700	Hydraulslang	Hydraulic hose			
0900	32	1			306902.5000	Hydraulslang	Hydraulic hose			



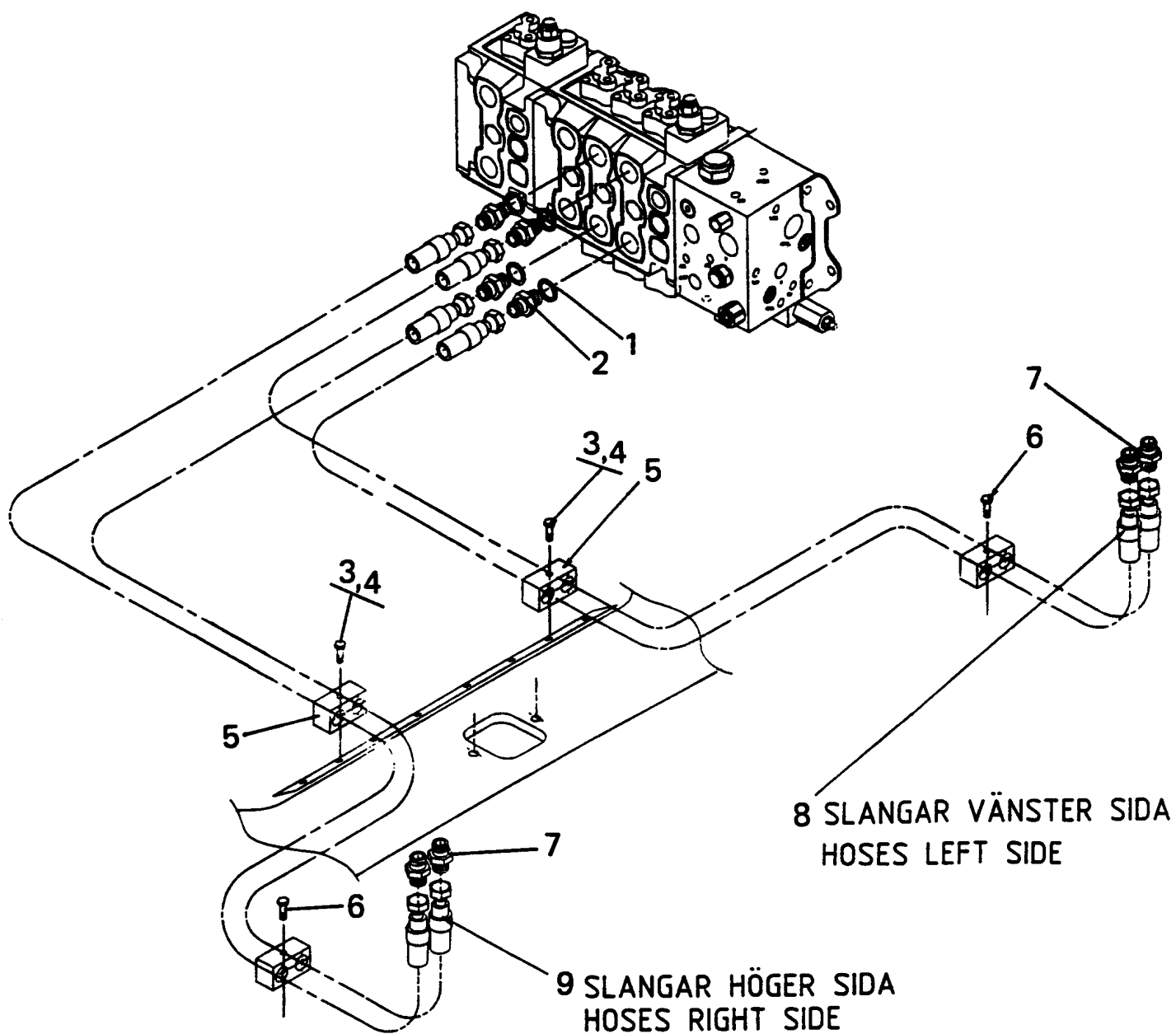
Reservdelar - Spare parts

70

241

1744

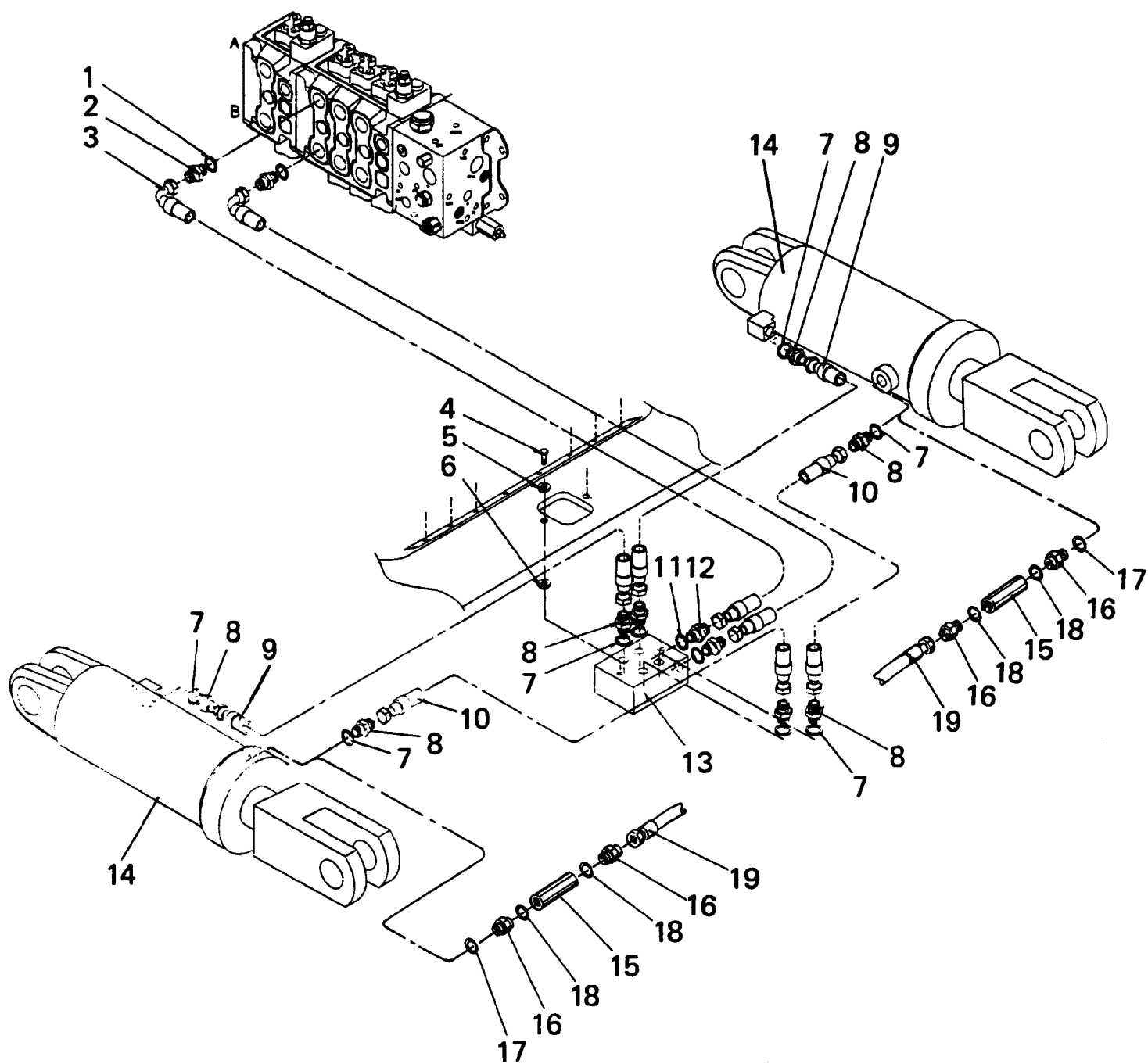
1744	Utgåva Issue 980615	Bild nr Picture No 21823	Lyftstativ triplex Gaffelspridning 450533.0500,450533.0800		Lifting mast triplex Fork spreading 450533.0500,450533.0800				
	Pos. Fig.	Antal/Quantity			Art nr Part No	Benämning	Description	Sats Kit	Anmärkning Notes
			12/ 1200 -16	12/ 1200 -16					
0020	0		-		450533.0500	Hydraulsystem	Hydraulic system		LYFTVAGN/IN CARRIAGE DRAWING NO. LYFTVAGN/IN CARRIAGE DRAWING NO.
0040									
0060	0			-	450533.0800	Hydraulsystem	Hydraulic system		
0080									
0100	1		8	4	407559.0200	Sexkantmutter	Hexagon nut		
0120	2		4	4	5936	Tredoring	Tredoring		
0140	3		1	1	407343.0300	Fäste med T-rör	Bracket with T-pipe		
0160	4		4	4	920099.027	Skruv	Screw		
0180	5		1	1	922223.0002	Fördelningsventil	Distributing valve		
0200	6		2	2	3098	Skruv	Screw		
0220	7		4	4	3474	Nippel	Nipple		
0240	8		1	1	94092	Koppling	Fitting		
0260	9		1	1	5938	Tredoring	Tredoring		
0280	10		2	2	3465	Adapter	Adapter		
0300	11		2	2	5937	Tredoring	Tredoring		
0320	12		2	2	921881.0002	T-koppling	T-fitting		
0340	13		1		306902.3200	Hydraulslang	Hydraulic hose		
0360				1	306902.2000	Hydraulslang	Hydraulic hose		
0380	14		1	1	308162.9000	Hydraulslang	Hydraulic hose		
0400	15		1	1	306902.2500	Hydraulslang	Hydraulic hose		
0420	16		1	1	352785.6300	Hydraulslang	Hydraulic hose		
0440	17		1		352785.7100	Hydraulslang	Hydraulic hose		
0460				1	352785.7900	Hydraulslang	Hydraulic hose		
0480	18		1	1	306902.0800	Hydraulslang	Hydraulic hose		
0500	19		1		352785.9500	Hydraulslang	Hydraulic hose		
0520				1	308162.7000	Hydraulslang	Hydraulic hose		
0540	20		3	2	406536.001	Klammer	Clamp		
0560	21		4	5	352670.0500	Överfall	Cap		
0580	22		5	5	920074.105	Skruv	Screw		
0600	23		1		308162.0100	Hydraulslang	Hydraulic hose		
0620				1	308162.9100	Hydraulslang	Hydraulic hose		
0640	24		1	1	920838.0004	Koppling	Fitting		
0660	25		4	4	406883.0500	Genomföring	Grommet		



Reservdelar - Spare parts
70
243

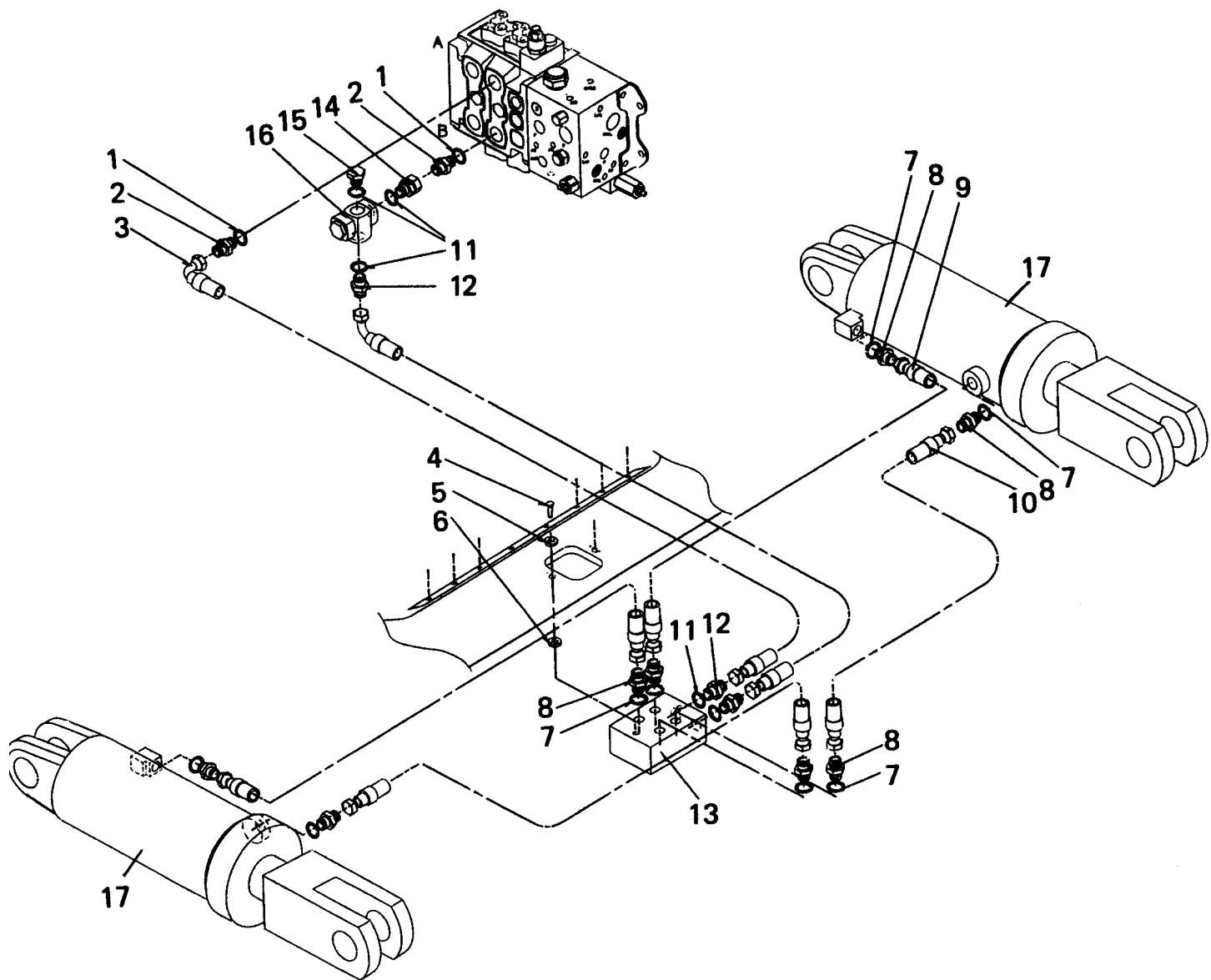
1745

Utgåva Issue		Bild nr Picture No		Hydraulslangar till lyft- vagn A08101.0100		Hydraulic hoses to lifting carriage A08101.0100		
Pos. Fig.	Antal/Quantity			Art nr Part No	Benämning	Description	Sats Kit	Anmärkning Notes
0	-			A08101.0100	Hydraulsystem	Hydraulic system		DRAWING NO.
1	ERF			5938	Tredoring	Tredoring		
2	ERF			94092	Koppling	Fitting		
3	ERF			921765.0003	Skruv	Screw		
4	ERF			920076.003	Låsmutter	Lock nut		
5	ERF			352670.0500	Överfall	Cap		
6	ERF			920074.105	Skruv	Screw		
7	ERF			3474	Nippel	Nipple		
8	ERF			352785.7100	Hydraulslang	Hydraulic hose		
9	ERF			308162.5700	Hydraulslang	Hydraulic hose		

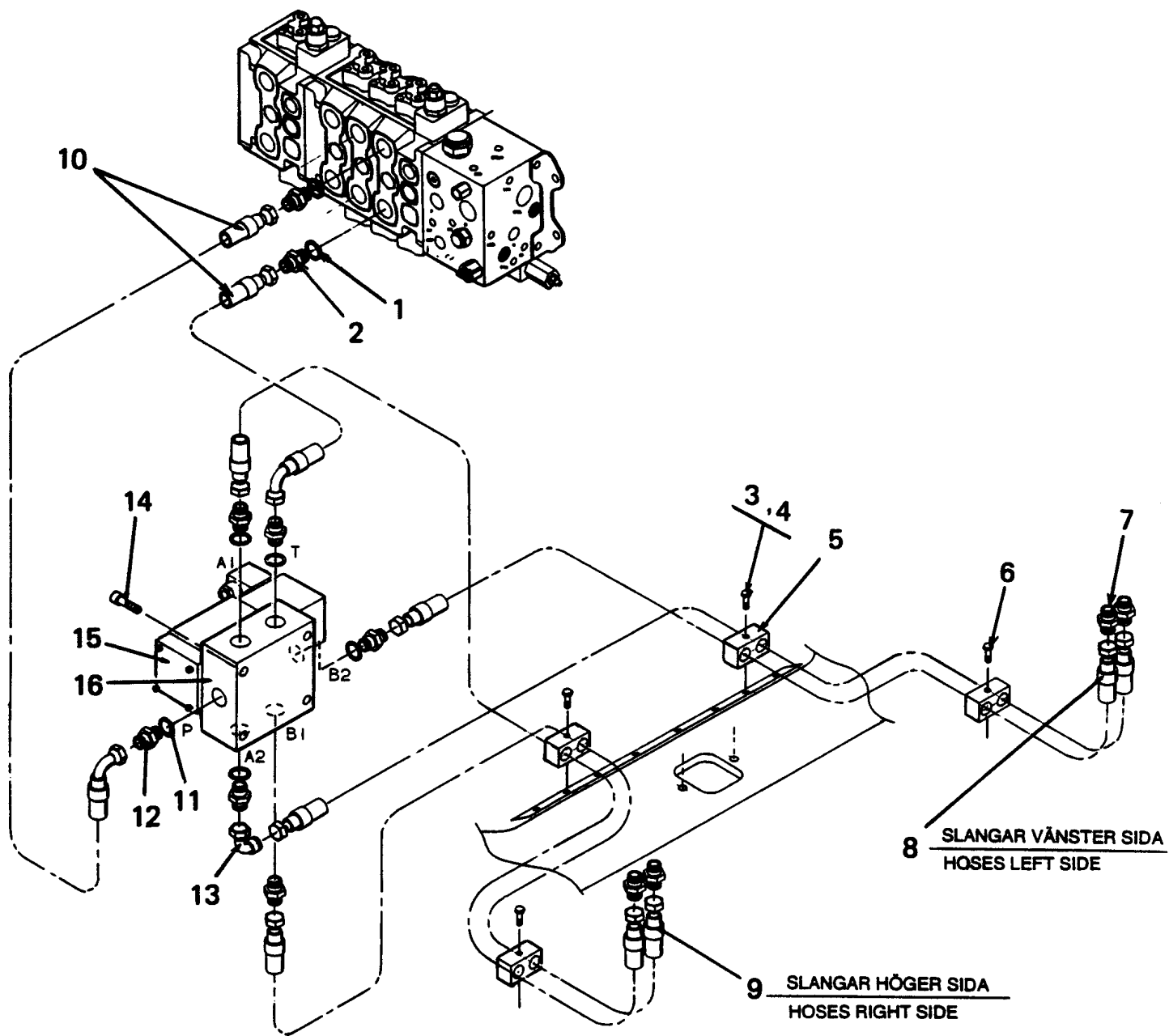


15460

1750	Utgåva Issue		Bild nr Picture No		Tiltfunktion A08100.0100		Tilt function A08100.0100		
	980615		15460						
	Pos. Fig.	Antal/Quantity			Art nr Part No	Benämning	Description	Sats Kit	Anmärkning Notes
	A081 00. 0100	3509 06. 0300							
0010	0	-			A08100.0100	Hydraulsystem	Hydraulic system		DRAWING NO. <



Utgåva Issue		Bild nr Picture No		Tiltfunktion med mottrycksventil A08100.0300		Tilt function with reaction valve A08100.0300		
980615	16687							
Pos. Fig.	Antal/Quantity			Art nr Part No	Benämning	Description	Sats Kit	Anmärkning Notes
0	-			A08100.0300	Hydraulsystem	Hydraulic system		DRAWING NO.



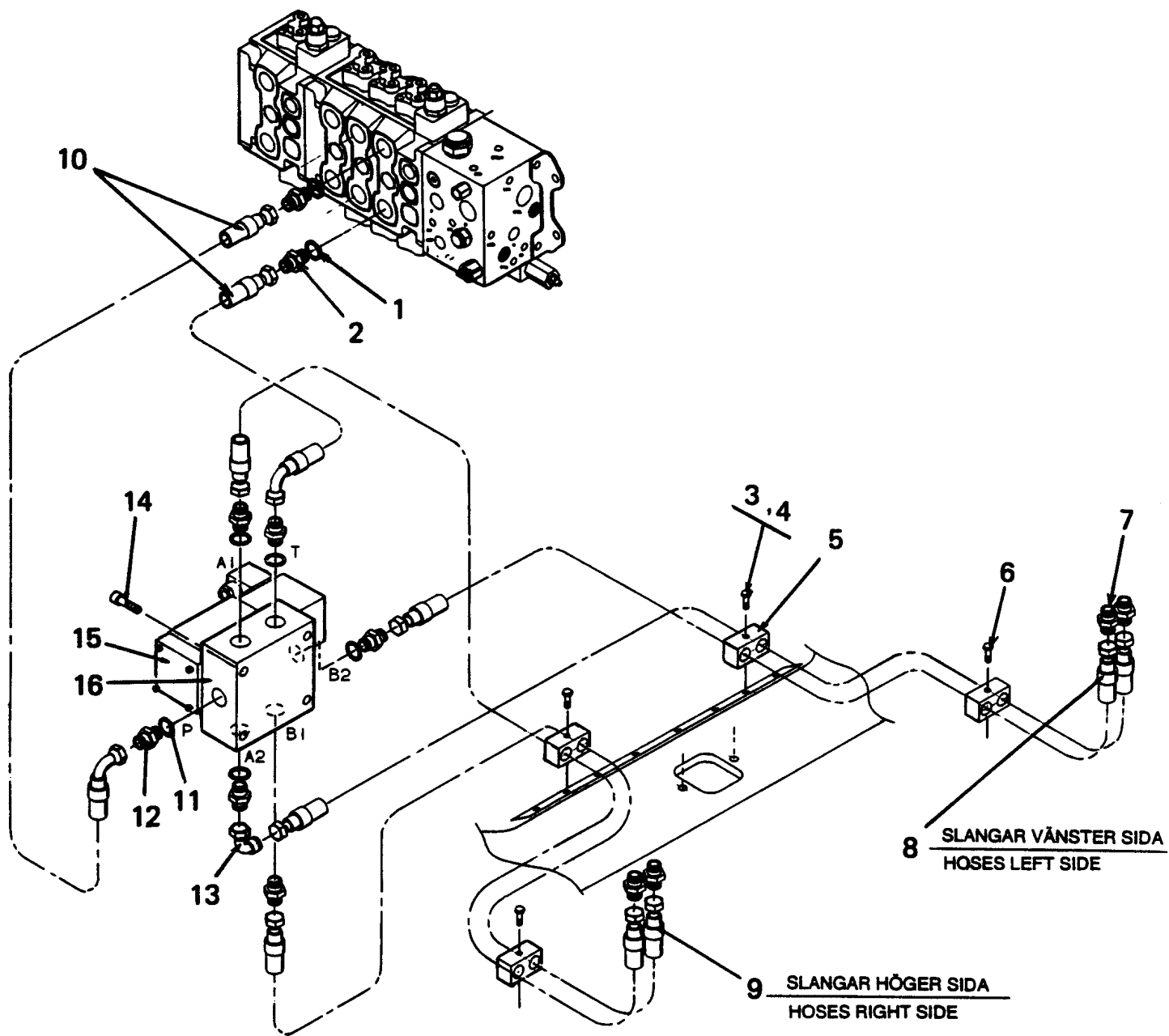
Reservdelar - Spare parts

70

249

1780

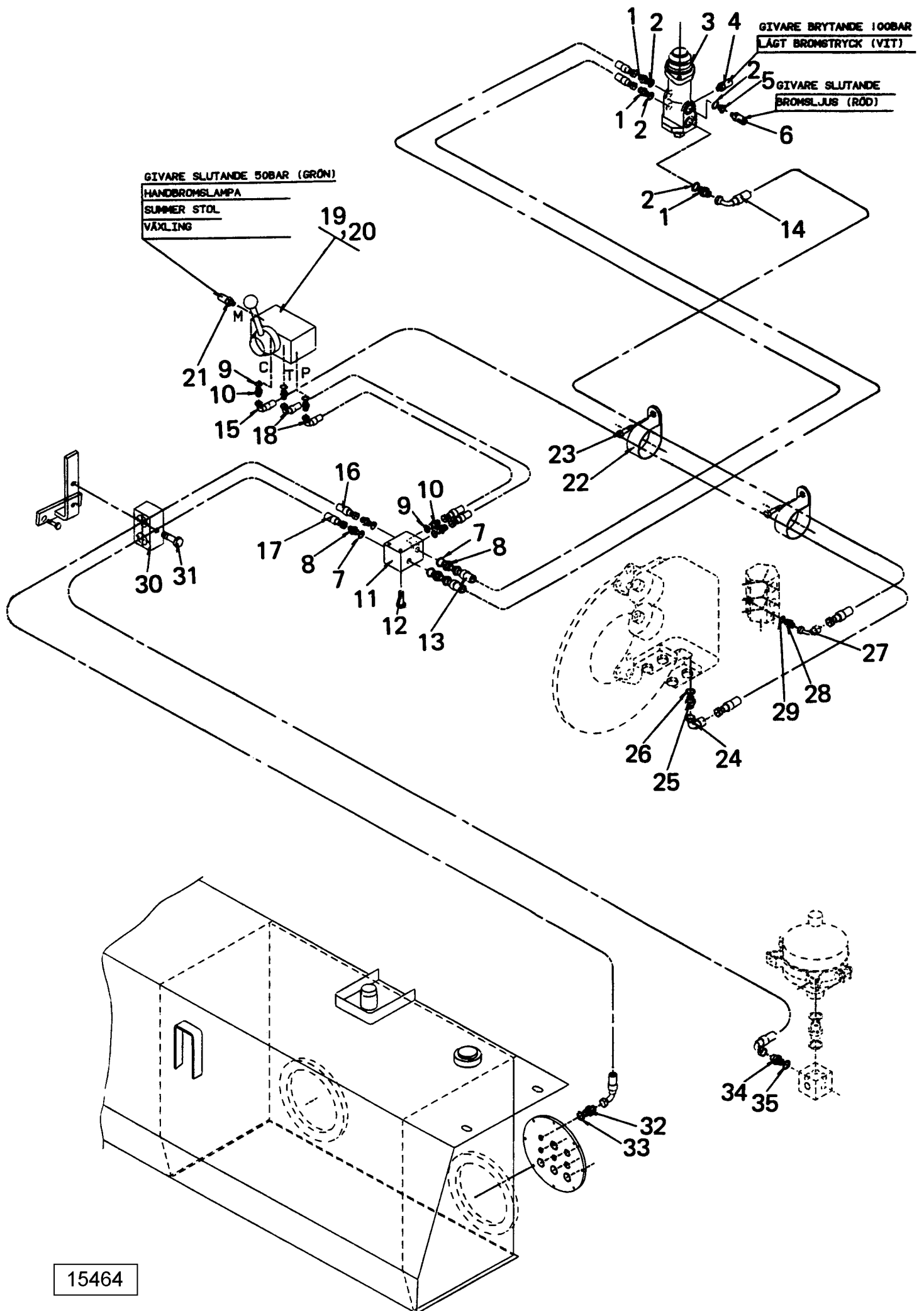
1780	Utgåva Issue		Bild nr Picture No		Extra hydraulfunktion A11920.0100 Clark 28000		Extra hydraulic function A11920.0100 Clark 28000		
	980615		16964						
	Pos. Fig.	Antal/Quantity			Art nr Part No	Benämning	Description	Sats Kit	Anmärkning Notes
0010	0	-			A11920.0100	Hydraulsystem	Hydraulic system		DRAWING NO.
0080	1	2			5938	Tredoring	Tredoring		
0100	2	2			94092	Koppling	Fitting		KPL
0110	3	2			921765.0003	Skruv	Screw		
0120	4	2			920076.003	Låsmutter	Lock nut		
0140	5	8			352670.0500	Överfall	Cap		
0160	6	2			920074.105	Skruv	Screw		
0170	7	4			3474	Nippel	Nipple		
0180	8	2			308162.5700	Hydraulslang	Hydraulic hose		
0200	9	2			352785.7100	Hydraulslang	Hydraulic hose		
0220	10	2			306902.3000	Hydraulslang	Hydraulic hose		
0240	11	6			5936	Tredoring	Tredoring		
0260	12	6			3474	Nippel	Nipple		
0280	13	1			923542.0003	Koppling	Fitting		
0300	14	4			921899.165	Skruv	Screw		
0320	15	1			922143.0001	Magnetventil	Magnetic valve		
0340		1			922143.0010	•Elmagnet	•Electromagnet		
0360		6			920052.0029	•O-ring	•O-ring		
0380		1			922373.0001	•Skarvkoppling	•Joint fitting		
0400		1			923110.0084	•Kontakt	•Contact		
0420	16	1			922144.0001	Ventilplatta	Valve plate		



Reservdelar - Spare parts
70
251

1790

Utgåva Issue		Bild nr Picture No		Extra hydraulfunktion A11920.0200 Clark 18000		Extra hydraulic function A11920.0200 Clark 18000		
Pos. Fig.	Antal/Quantity			Art nr Part No	Benämning	Description	Sats Kit	Anmärkning Notes
0	-			A11920.0200	Hydraulsystem	Hydraulic system		DRAWING NO.
1	2			5938	Tredoring	Tredoring		
2	2			94092	Koppling	Fitting		
3	2			921765.0003	Skruv	Screw		
4	2			920076.003	Låsmutter	Lock nut		
5	8			352670.0500	Överfall	Cap		
6	2			920074.105	Skruv	Screw		
7	4			3474	Nippel	Nipple		
8	2			308162.5700	Hydraulslang	Hydraulic hose		
9	2			352785.7100	Hydraulslang	Hydraulic hose		
10	2			306902.1500	Hydraulslang	Hydraulic hose		
11	6			5936	Tredoring	Tredoring		
12	6			3474	Nippel	Nipple		
13	1			923542.0003	Koppling	Fitting		
14	4			921899.165	Skruv	Screw		
15	1			922143.0001	Magnetventil	Magnetic valve	KPL	
	1			922143.0010	•Elmagnet	•Electromagnet		
	6			920052.0029	•O-ring	•O-ring		
	1			922373.0001	•Skarvkoppling	•Joint fitting		
	1			923110.0084	•Kontakt	•Contact		
16	1			922144.0001	Ventilplatta	Valve plate		



Reservdelar - Spare parts

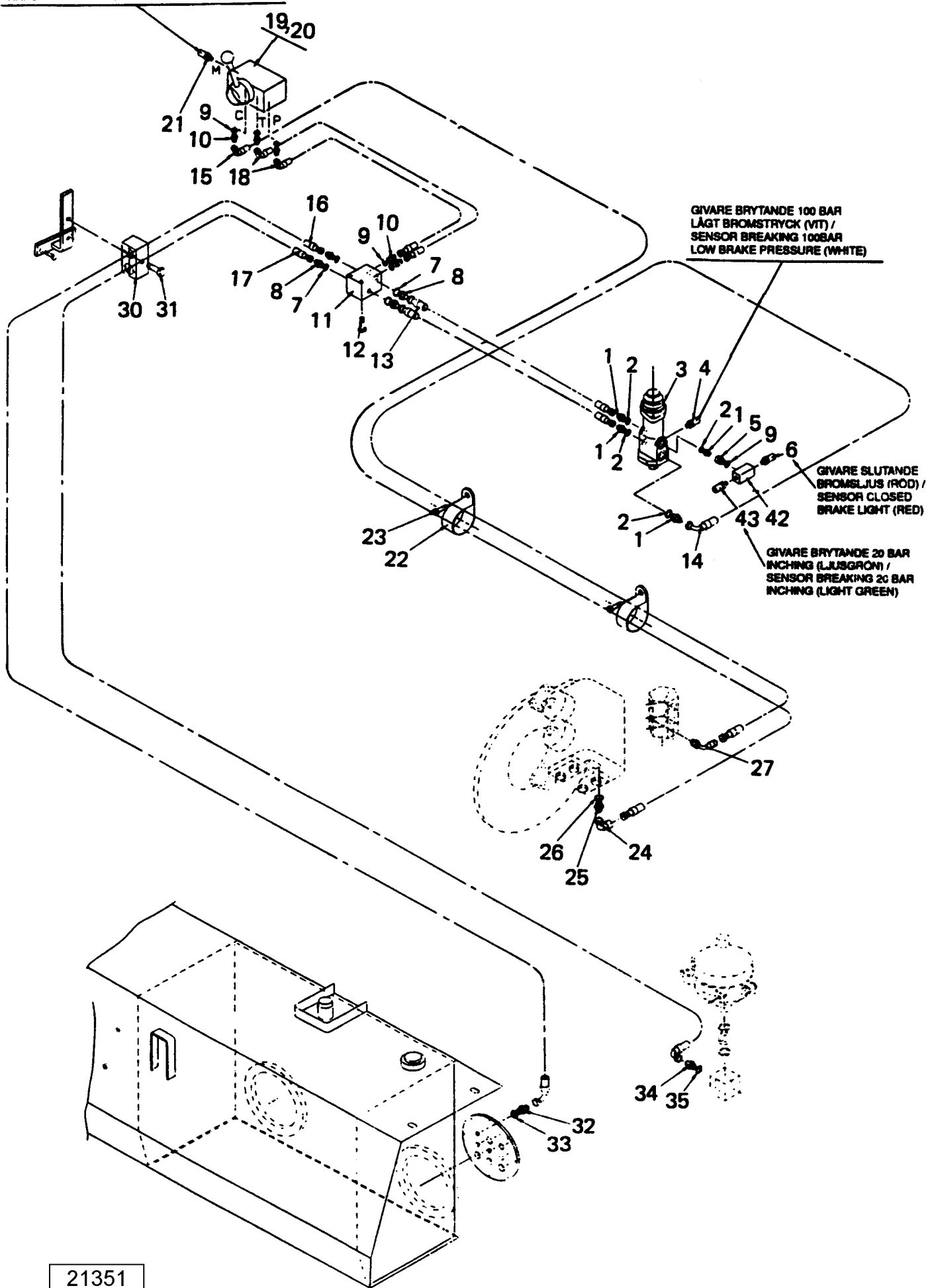
70

253

1850

1850	Utgåva Issue		Bild nr Picture No		Hydraulik bromssystem FFS med elektrisk inching, A07807.0100		Hydraulic brake system FFS with electrical inching, A07807.0100		
	Pos. Fig.	Antal/Quantity			Art nr Part No	Benämning	Description	Sats Kit	Anmärkning Notes
0010		-			A07807.0100	Hydraulsystem	Hydraulic system		DRAWING NO.
0020	1	3			452631.0100	Nippel	Nipple		
0040	2	4			920058.003	Kopparbricka	Copper washer		
0060	3	1			922729.0001	Ventil	Valve		FOTBROMS/FOOT BRAKE
0065		1			923120.0568	•Tätningssats	•Seal kit		
0080	4	1			920596.0024	Givare	Sensor		BREAKING 100BAR,LOW BRAKE PRESSURE,WHITE
0081									
0100	5	1			408985.1500	Nippel	Nipple		
0120	6	1			920596.0022	Givare	Sensor		CLOSED,BRAKE LIGHT, RED
0121									
0140	7	4			5935	Tredoring	Tredoring		
0160	8	4			3472	Adapter	Adapter		
0180	9	5			5933	Tredoring	Tredoring		
0200	10	5			3471	Adapter	Adapter		
0220	11	1			A06499.0100	Kopplingsplint	Terminal block		
0240	12	2			3081	Skruv	Screw		
0260	13	2			306863.1400	Hydraulslang	Hydraulic hose		
0280	14	1			306865.1300	Hydraulslang	Hydraulic hose		
0300	15	1			350235.084	Hydraulslang	Hydraulic hose		
0320	16	1			306865.5800	Hydraulslang	Hydraulic hose		
0340	17	1			306865.9800	Hydraulslang	Hydraulic hose		
0360	18	2			350235.006	Hydraulslang	Hydraulic hose		
0380	19	1			923160.0002	Handbromsventil	Hand brake valve		
0390		1			425817.5800	•Tätningssats	•Seal kit		
0400	20	2			920099.021	Skruv	Screw		
0420	21	1			920596.0023	Givare	Sensor		CLOSED 50BAR,GREEN, HAND BRAKE LAMP, BUZZER SEAT,GEAR
0421									
0422									
0440	22	2			920125.003	Gummiklamma	Rubber clamp		
0460	23	2			922357.0016	Skruv	Screw		
0480	24	1			923542.0001	Koppling	Fitting		
0500	25	1			920985.0010	Nippel	Nipple		
0520	26	1			920052.011	O-ring	O-ring		
0540	27	1			923542.0002	Koppling	Fitting		
0560	28	1			3472	Adapter	Adapter		
0580	29	1			5935	Tredoring	Tredoring		
0600	30	2			352670.0400	Överfall	Cap		
0620	31	1			920099.073	Skruv	Screw		
0640	32	1			3464	Nippel	Nipple		
0660	33	1			5936	Tredoring	Tredoring		
0680	34	1			3464	Nippel	Nipple		
0700	35	1			5936	Tredoring	Tredoring		

GIVARE SLUTANDE 50BAR (GRÖN)
 HANDBROMSLAMPA, SUMMER STOL, VÄXLING /
 SENSOR CLOSED 50BAR (GREEN)
 HAND BRAKE LAMP, BUZZER SEAT, GEAR

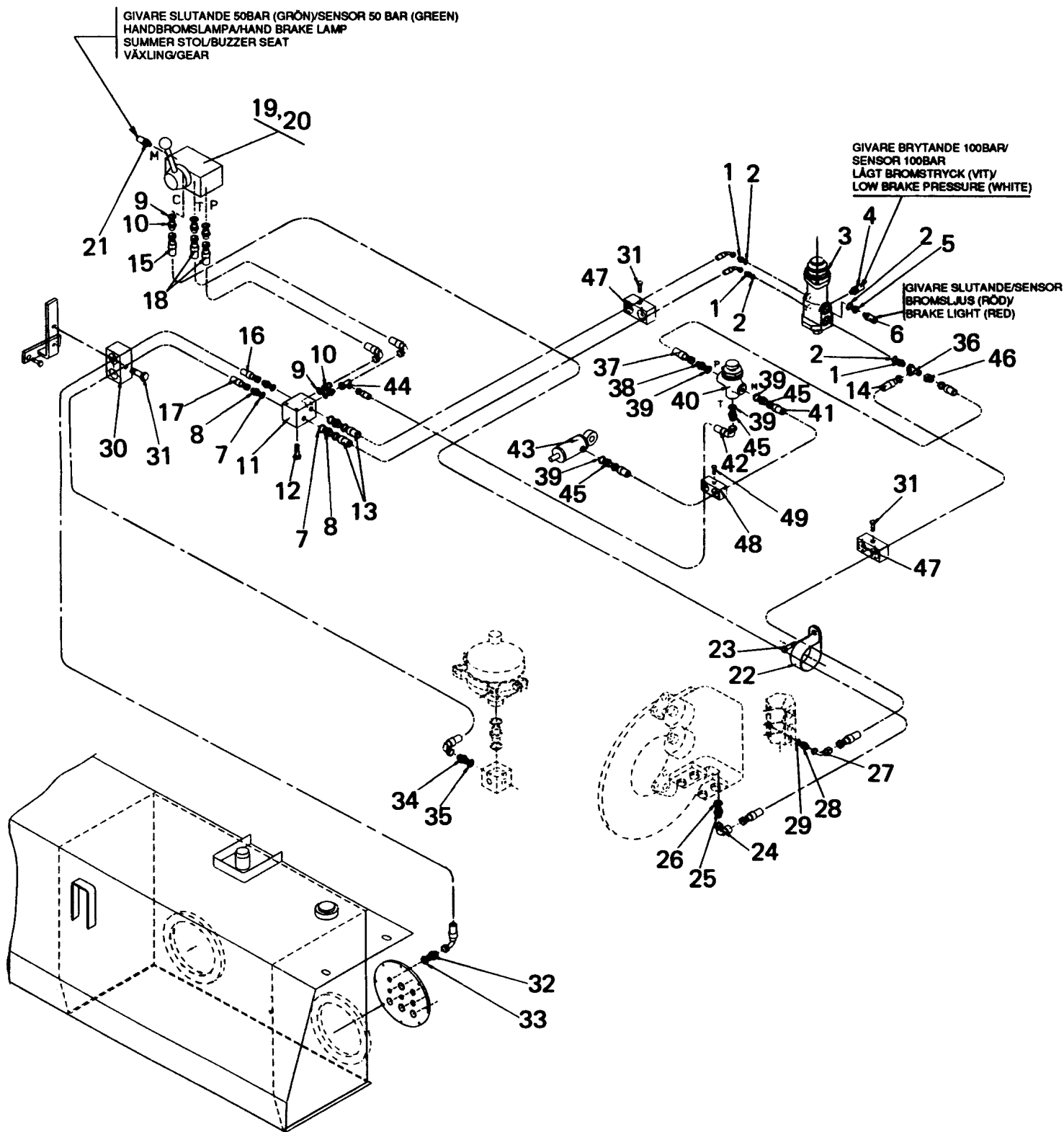


Reservdelar - Spare parts

70

255

1870	Utgåva Issue		Bild nr Picture No		Hydraulik bromssystem FFS med hydraulisk inching, A10691.xxxx		Hydraulic brake system FFS with hydraulic inching, A10691.xxxx		
	980615	21351							
	Pos. Fig.	Antal/Quantity			Art nr Part No	Benämning	Description	Sats Kit	Anmärkning Notes
		A106 91. 0100	A106 91. 0300						
0010		-			A10691.0100	Hydraulsystem	Hydraulic system		DRAWING NO. STD
0015			-		A10691.0300	Hydraulsystem	Hydraulic system		DRAWING NO. CS
0020	1	4	4		452631.0100	Nippel	Nipple		
0040	2	4	4		920058.003	Kopparbricka	Copper washer		
0060	3	1	1		922729.0001	Ventil	Valve		FOTBROMS/FOOT BRAKE
0065		1	1		923120.0568	•Tätningssats	•Seal kit		
0080	4	1	1		920596.0024	Givare	Sensor		BREAKING 100BAR,LOW BRAKE PRESSURE,WHITE
0081									
0100	5	1	1		920834.0018	Koppling	Fitting		
0120	6	1	1		920596.0022	Givare	Sensor		CLOSED,BRAKE LIGHT, RED
0121									
0140	7	4	4		5935	Tredoring	Tredoring		
0160	8	4	4		3472	Adapter	Adapter		
0180	9	6	6		5933	Tredoring	Tredoring		
0200	10	5	5		3471	Adapter	Adapter		
0220	11	1	1		A06499.0100	Kopplingsplint	Terminal block		
0240	12	2	2		3081	Skruv	Screw		
0260	13	2	2		306863.1400	Hydraulslang	Hydraulic hose		
0280	14	1	1		306865.1300	Hydraulslang	Hydraulic hose		
0300	15	1			350235.084	Hydraulslang	Hydraulic hose		
0310			1		350235.054	Hydraulslang	Hydraulic hose		
0320	16	1			306865.5800	Hydraulslang	Hydraulic hose		
0330			1		306865.4900	Hydraulslang	Hydraulic hose		
0340	17	1			306865.9800	Hydraulslang	Hydraulic hose		
0350			1		309266.5800	Hydraulslang	Hydraulic hose		
0360	18	2	2		350235.006	Hydraulslang	Hydraulic hose		
0380	19	1	1		923160.0002	Handbromsventil	Hand brake valve		
0390		1	1		425817.5800	•Tätningssats	•Seal kit		
0400	20	2	2		920099.021	Skruv	Screw		
0420	21	1	1		920596.0023	Givare	Sensor		CLOSED 50BAR,GREEN, HAND BRAKE LAMP, BUZZER SEAT,GEAR
0421									
0422									
0440	22	2	2		920125.003	Gummiklamma	Rubber clamp		
0460	23	2	2		922357.0016	Skruv	Screw		
0480	24	1	1		923542.0001	Koppling	Fitting		
0500	25	1	1		920985.0010	Nippel	Nipple		
0520	26	1	1		920052.011	O-ring	O-ring		
0540	27	1	1		923497.0003	Nippel	Nipple		
0560	28								NOT USED
0580	29								NOT USED
0600	30	2	2		352670.0400	Överfall	Cap		
0620	31	1	1		920099.073	Skruv	Screw		
0640	32	1	1		3464	Nippel	Nipple		
0660	33	1	1		5936	Tredoring	Tredoring		
0680	34	1	1		3464	Nippel	Nipple		
0700	35	1	1		5936	Tredoring	Tredoring		
0720	36								NOT USED
0740	37								NOT USED
0760	38								NOT USED
0780	39								NOT USED
0800	40								NOT USED
0820	41								NOT USED
0840	42	1	1		A09914.0100	Kopplingsplint	Terminal block		
0860	43	1	1		920596.0026	Givare	Sensor		BREAKING 20BAR, INCHING,LIGHT GREEN
0861									



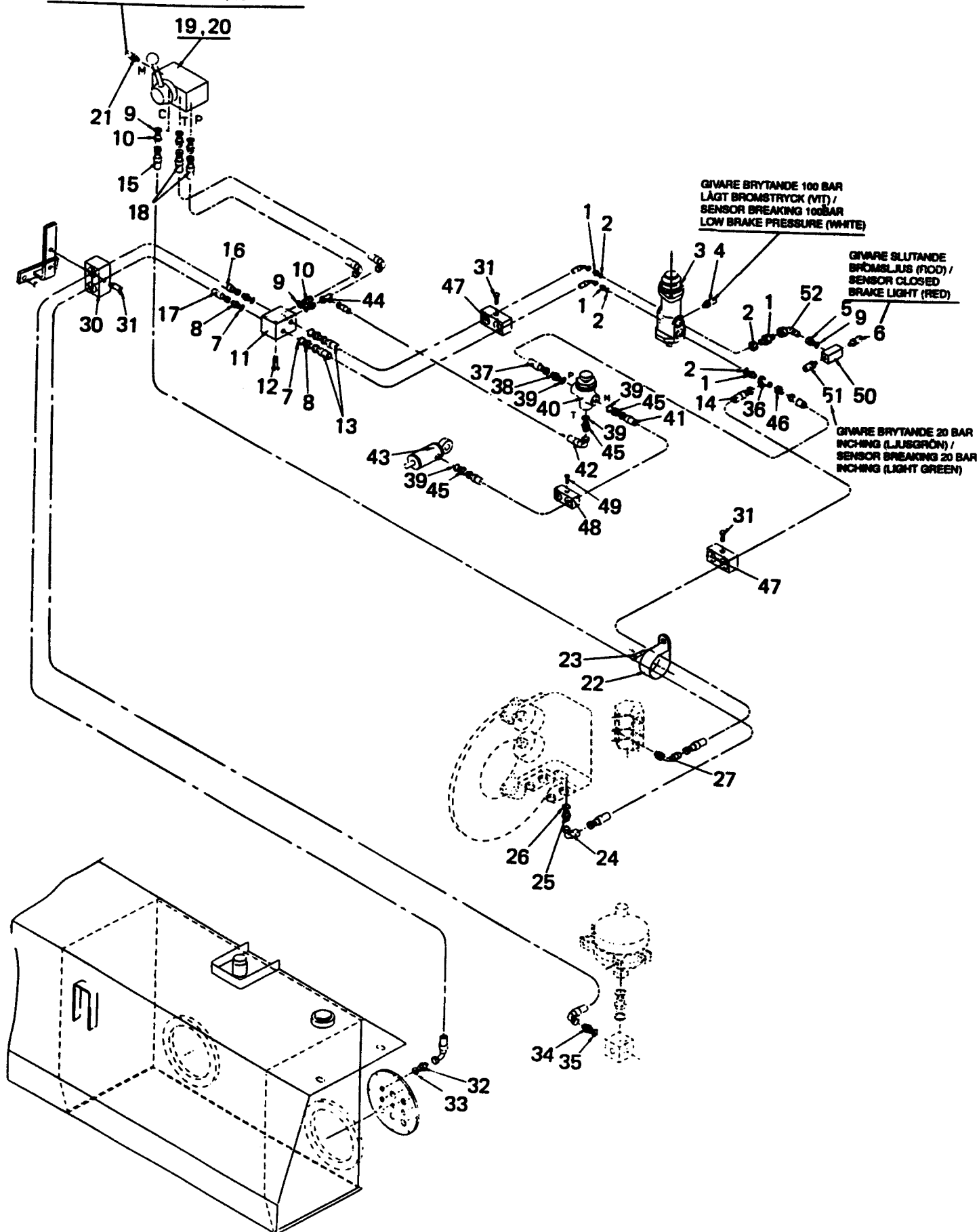
Reservdelar - Spare parts

70

257

1900	Utgåva Issue		Bild nr Picture No		Hydraulik bromssystem VBFS med elektrisk inching, A09501.0100		Hydraulic brake system VBFS with electrical inching, A09501.0100		
	Pos. Fig.	Antal/Quantity			Art nr Part No	Benämning	Description	Sats Kit	Anmärkning Notes
0010		-			A09501.0100	Hydraulsystem	Hydraulic system		DRAWING NO.
0020	1	3			452631.0100	Nippel	Nipple		
0040	2	4			920058.003	Kopparbricka	Copper washer		
0060	3	1			922729.0001	Ventil	Valve		FOTBROMS/FOOT BRAKE
0065		1			923120.0568	•Tätningssats	•Seal kit		
0080	4	1			920596.0024	Givare	Sensor		BREAKING 100BAR,LOW BRAKE PRESSURE,WHITE
0081									
0100	5	1			408985.1500	Nippel	Nipple		
0120	6	1			920596.0022	Givare	Sensor		CLOSED,BRAKE LIGHT, RED
0121									
0140	7	4			5935	Tredoring	Tredoring		
0160	8	4			3472	Adapter	Adapter		
0180	9	5			5933	Tredoring	Tredoring		
0200	10	5			3471	Adapter	Adapter		
0220	11	1			A06499.0100	Kopplingsplint	Terminal block		
0240	12	2			3081	Skruv	Screw		
0260	13	2			306865.8900	Hydraulslang	Hydraulic hose		
0280	14	1			309266.7000	Hydraulslang	Hydraulic hose		
0300	15	1			350233.068	Hydraulslang	Hydraulic hose		
0320	16	1			306865.5800	Hydraulslang	Hydraulic hose		
0340	17	1			306865.9800	Hydraulslang	Hydraulic hose		
0360	18	2			350235.074	Hydraulslang	Hydraulic hose		
0380	19	1			923160.0002	Handbromsventil	Hand brake valve		
0390		1			425817.5800	•Tätningssats	•Seal kit		
0400	20	2			920099.021	Skruv	Screw		
0420	21	1			920596.0023	Givare	Sensor		CLOSED 50BAR,GREEN, HAND BRAKE LAMP, BUZZER SEAT,GEAR
0421									
0422									
0440	22	2			920125.003	Gummiklamma	Rubber clamp		
0460	23	2			922357.0016	Skruv	Screw		
0480	24	1			923542.0001	Koppling	Fitting		
0500	25	1			920985.0010	Nippel	Nipple		
0520	26	1			920052.011	O-ring	O-ring		
0540	27	1			923542.0002	Koppling	Fitting		
0560	28	1			3472	Adapter	Adapter		
0580	29	1			5935	Tredoring	Tredoring		
0600	30	2			352670.0400	Överfall	Cap		
0620	31	1			920099.073	Skruv	Screw		
0640	32	1			3464	Nippel	Nipple		
0660	33	1			5936	Tredoring	Tredoring		
0680	34	1			3464	Nippel	Nipple		
0700	35	1			5936	Tredoring	Tredoring		
0720	36	1			922124.0005	Koppling	Fitting		
0740	37	1			350233.072	Hydraulslang	Hydraulic hose		
0760	38	1			3471	Koppling	Fitting		
0780	39	4			5933	Tredoring	Tredoring		
0800	40	1			921646.0001	Ventil	Valve		
0820	41	1			350233.014	Hydraulslang	Hydraulic hose		
0840	42	1			350235.080	Hydraulslang	Hydraulic hose		
0860	43	1			227122.0100	Cylinder	Cylinder		
0870		1			454452.7100	•Packningssats	•Gasket kit		
0880	44	1			922124.0003	Koppling	Fitting		
0900	45	3			3471	Koppling	Fitting		
0920	46	1			920834.0018	Koppling	Fitting		
0940	47	4			352670.0400	Överfall	Cap		
0960	48	2			352670.0300	Överfall	Cap		
0980	49	1			920099.064	Skruv	Screw		

GIVARE SLUTANDE 50BAR (GRÖN)
 HANDBROMSLAMPA, SUMMER STOL, VÄXLING /
 SENSOR CLOSED 50BAR (GREEN)
 HAND BRAKE LAMP, BUZZER SEAT, GEAR

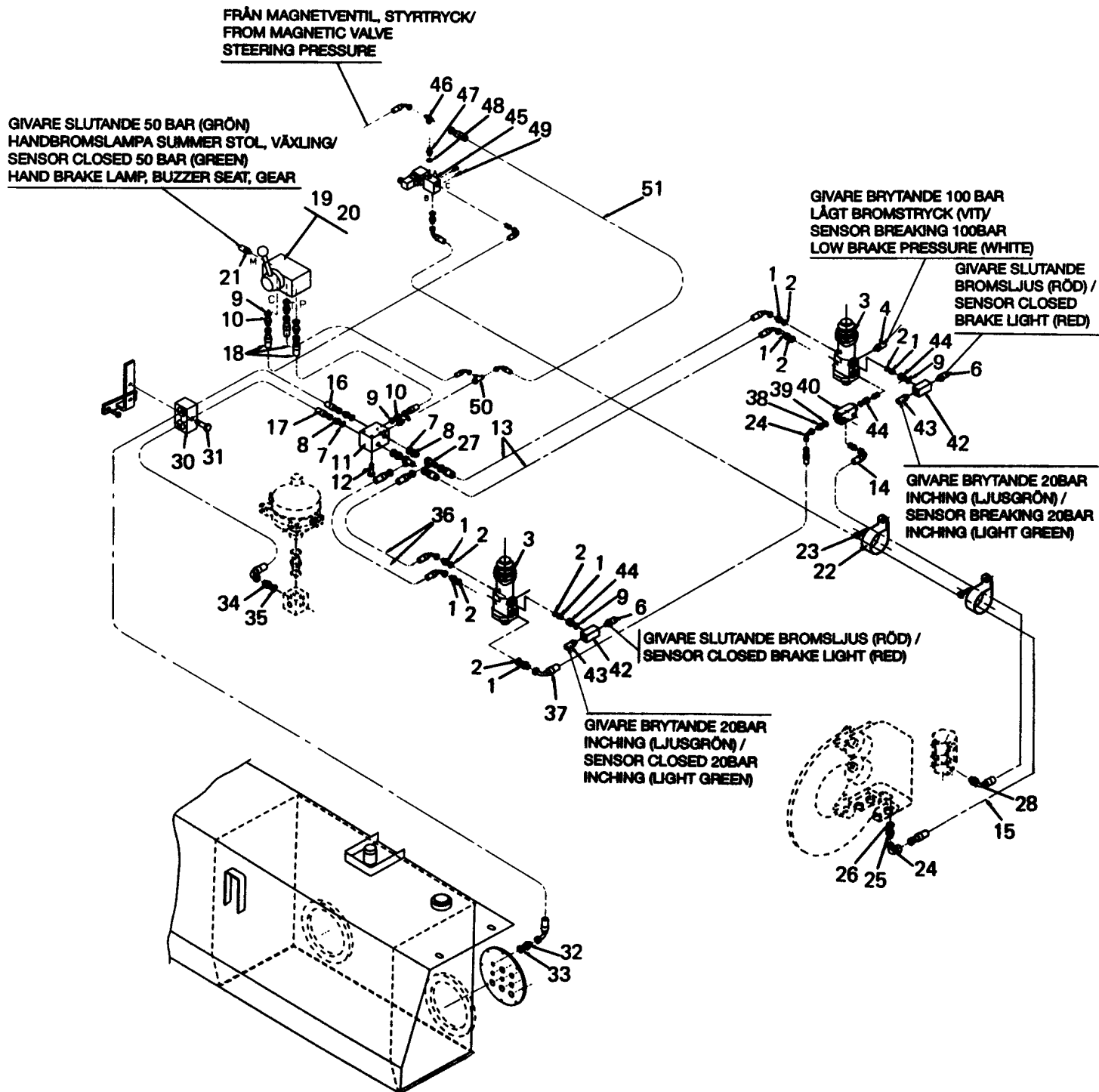


Reservdelar - Spare parts

70

259

1950	Utgåva Issue		Bild nr Picture No		Hydraulic bromssystem VBFS med hydraulisk inching, A10692.0100		Hydraulic brake system VBFS with hydraulic inching, A10692.0100		
	Pos. Fig.	Antal/Quantity			Art nr Part No	Benämning	Description	Sats Kit	Anmärkning Notes
0010		-			A10692.0100	Hydraulsystem	Hydraulic system		DRAWING NO.
0020	1	4			452631.0100	Nippel	Nipple		
0040	2	4			920058.003	Kopparbricka	Copper washer		
0060	3	1			922729.0001	Ventil	Valve		FOTBROMS/FOOT BRAKE
0065		1			923120.0568	•Tätningssats	•Seal kit		
0080	4	1			920596.0024	Givare	Sensor		BREAKING 100BAR,LOW BRAKE PRESSURE,WHITE
0081									
0100	5	1			920834.0018	Koppling	Fitting		
0120	6	1			920596.0022	Givare	Sensor		CLOSED,BRAKE LIGHT, RED
0121									
0140	7	4			5935	Tredoring	Tredoring		
0160	8	4			3472	Adapter	Adapter		
0180	9	6			5933	Tredoring	Tredoring		
0200	10	5			3471	Adapter	Adapter		
0220	11	1			A06499.0100	Kopplingsplint	Terminal block		
0240	12	2			3081	Skruv	Screw		
0260	13	2			306865.8900	Hydraulslang	Hydraulic hose		
0280	14	1			309266.4600	Hydraulslang	Hydraulic hose		
0300	15	1			350233.068	Hydraulslang	Hydraulic hose		
0320	16	1			306865.5800	Hydraulslang	Hydraulic hose		
0340	17	1			306865.9800	Hydraulslang	Hydraulic hose		
0360	18	2			350235.074	Hydraulslang	Hydraulic hose		
0380	19	1			923160.0002	Handbromsventil	Hand brake valve		
0390		1			425817.5800	•Tätningssats	•Seal kit		
0400	20	2			920099.021	Skruv	Screw		
0420	21	1			920596.0023	Givare	Sensor		CLOSED 50BAR,GREEN, HAND BRAKE LAMP, BUZZER SEAT,GEAR
0421									
0422									
0440	22	2			920125.003	Gummiklamma	Rubber clamp		
0460	23	2			922357.0016	Skruv	Screw		
0480	24	1			923542.0001	Koppling	Fitting		
0500	25	1			920985.0010	Nippel	Nipple		
0520	26	1			920052.011	O-ring	O-ring		
0540	27	1			923497.0003	Nippel	Nipple		
0560	28								NOT USED
0580	29								NOT USED
0600	30	2			352670.0400	Överfall	Cap		
0620	31	1			920099.073	Skruv	Screw		
0640	32	1			3464	Nippel	Nipple		
0660	33	1			5936	Tredoring	Tredoring		
0680	34	1			3464	Nippel	Nipple		
0700	35	1			5936	Tredoring	Tredoring		
0720	36	1			922124.0005	Koppling	Fitting		
0740	37	1			350233.072	Hydraulslang	Hydraulic hose		
0760	38	1			3471	Koppling	Fitting		
0780	39	4			5933	Tredoring	Tredoring		
0800	40	1			921646.0001	Ventil	Valve		
0820	41	1			350233.014	Hydraulslang	Hydraulic hose		
0840	42	1			350235.080	Hydraulslang	Hydraulic hose		
0860	43	1			227122.0100	Cylinder	Cylinder		
0870		1			454452.7100	•Packningssats	•Gasket kit		
0880	44	1			922124.0003	Koppling	Fitting		
0900	45	3			3471	Koppling	Fitting		
0920	46	1			920834.0018	Koppling	Fitting		
0940	47	4			352670.0400	Överfall	Cap		
0960	48	2			352670.0300	Överfall	Cap		
0980	49	1			920099.064	Skruv	Screw		
1000	50	1			A09914.0100	Kopplingsplint	Terminal block		
1010	51	1			920596.0026	Givare	Sensor		BREAKING 20BAR, INCHING,LIGHT GREEN
1011									
1020	52	1			94167	Koppling	Fitting		



Reservdelar - Spare parts

70

261

1960	Utgåva Issue		Bild nr Picture No		Hydraulik bromssystem VBFS med hydraulisk inching, A10692.0200		Hydraulic brake system VBFS with hydraulic inching, A10692.0200		
	Pos. Fig.	Antal/Quantity			Art nr Part No	Benämning	Description	Sats Kit	Anmärkning Notes
0020		-			A10692.0200	Hydraulsystem	Hydraulic system		DRAWING NO.
0040	1	8			452631.0100	Nippel	Nipple		
0060	2	8			920058.003	Kopparbricka	Copper washer		
0080	3	2			922729.0001	Ventil	Valve		FOTBROMS/FOOT BRAKE
0100		1			923120.0568	•Tätningssats	•Seal kit		
0120	4	1			920596.0024	Givare	Sensor		BREAKING 100BAR,LOW BRAKE PRESSURE,WHITE NOT USED
0140									
0160	5								
0180	6	2			920596.0022	Givare	Sensor		CLOSED,BRAKE LIGHT, RED
0200									
0220	7	4			5935	Tredoring	Tredoring		
0240	8	4			3472	Adapter	Adapter		
0260	9	7			5933	Tredoring	Tredoring		
0280	10	5			3471	Adapter	Adapter		
0300	11	1			A06499.0100	Kopplingsplint	Terminal block		
0320	12	2			3081	Skruv	Screw		
0340	13	2			306865.1600	Hydraulslang	Hydraulic hose		
0360	14	1			306865.1300	Hydraulslang	Hydraulic hose		
0380	15	1			350235.084	Hydraulslang	Hydraulic hose		
0400	16	1			306865.5800	Hydraulslang	Hydraulic hose		
0420	17	1			306865.9800	Hydraulslang	Hydraulic hose		
0440	18	3			350235.009	Hydraulslang	Hydraulic hose		
0460	19	1			923160.0002	Handbromsventil	Hand brake valve		
0470		1			425817.5800	•Tätningssats	•Seal kit		
0480	20	2			920099.021	Skruv	Screw		
0500	21	1			920596.0023	Givare	Sensor		CLOSED 50BAR,GREEN, HAND BRAKE LAMP, BUZZER SEAT,GEAR
0520									
0540									
0560	22	2			920125.003	Gummiklamma	Rubber clamp		
0580	23	2			922357.0016	Skruv	Screw		
0600	24	2			923542.0001	Koppling	Fitting		
0620	25	1			920985.0010	Nippel	Nipple		
0640	26	1			920052.011	O-ring	O-ring		
0660	27	2			922124.0005	Koppling	Fitting		
0680	28	1			923497.0003	Nippel	Nipple		
0700	29								NOT USED
0720	30	2			352670.0400	Överfall	Cap		
0740	31	1			920099.073	Skruv	Screw		
0760	32	1			3464	Nippel	Nipple		
0780	33	1			5936	Tredoring	Tredoring		
0800	34	1			3464	Nippel	Nipple		
0820	35	1			5936	Tredoring	Tredoring		
0840	36	2			306865.3500	Hydraulslang	Hydraulic hose		
0860	37	1			306865.8900	Hydraulslang	Hydraulic hose		
0880	38	3			3463	Nippel	Nipple		
0900	39	3			5933	Tredoring	Tredoring		
0920	40	1			922908.0004	Ventil	Valve		
0940	41								NOT USED
0960	42	2			A09914.0100	Kopplingsplint	Terminal block		
0980	43	2			920596.0026	Givare	Sensor		BREAKING 20BAR, INCHING,LIGHT GREEN
1000									
1020	44	3			920834.0018	Koppling	Fitting		
1040	45	1			922143.0017	Magnetventil	Magnetic valve		
1060	46	1			922124.0002	Koppling	Fitting		
1080	47	3			3471	Koppling	Fitting		
1100	48	3			5933	Tredoring	Tredoring		
1120	49	2			3076	Skruv	Screw		
1140	50	1			922124.0003	Koppling	Fitting		
1160	51	1			350235.014	Hydraulslang	Hydraulic hose		

GIVARE SLUTANDE 50 BAR (GRÖN)
 HANDBROMSLAMPA, SUMMER STOL, VÄXLING /
 SENSOR CLOSED 50 BAR (GREEN)
 HAND BRAKE LAMP, BUZZER SEAT, GEAR

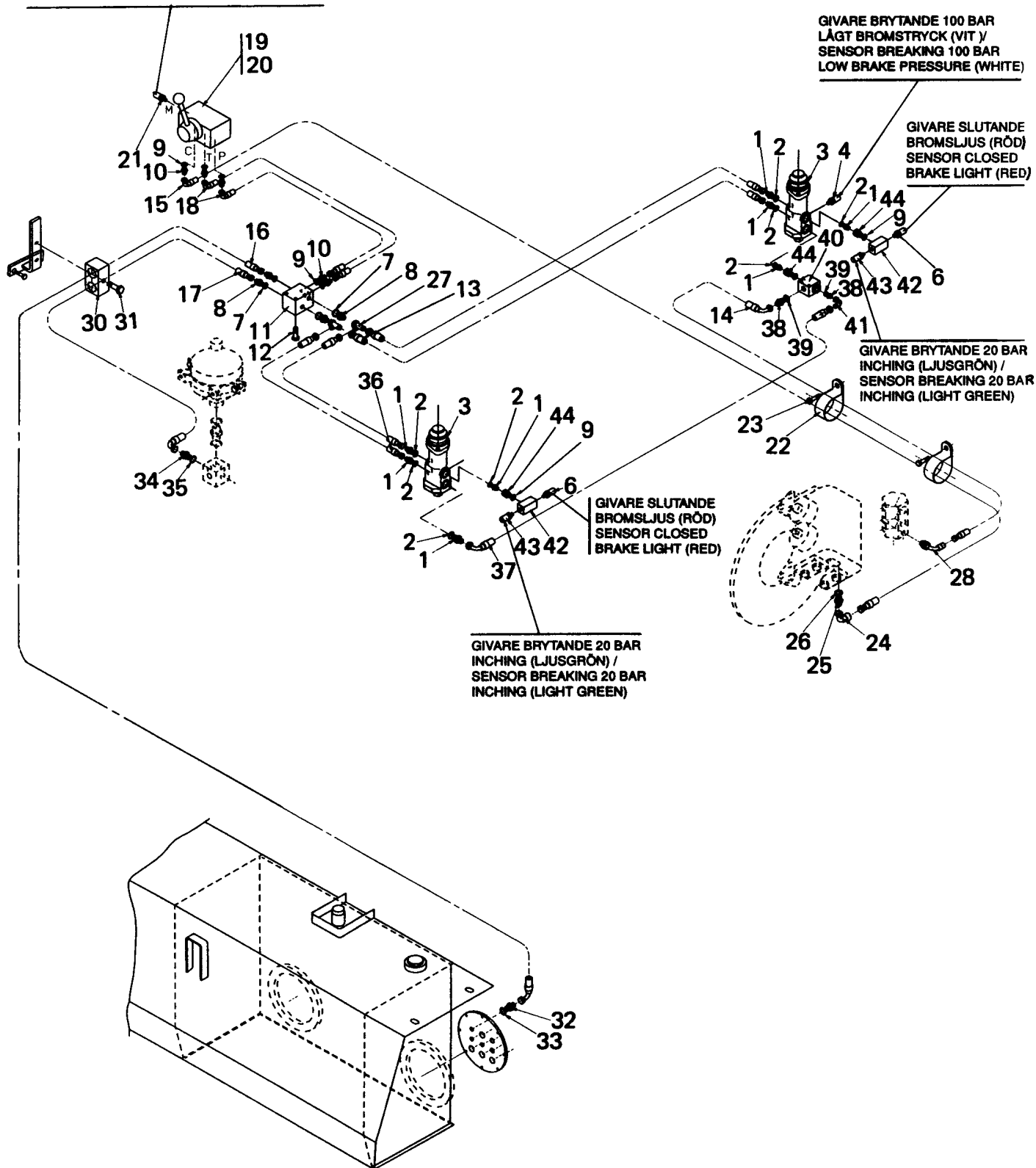
GIVARE BRYTANDE 100 BAR
 LÄGT BROMSTRYCK (VIT) /
 SENSOR BREAKING 100 BAR
 LOW BRAKE PRESSURE (WHITE)

GIVARE SLUTANDE
 BROMSLJUS (RÖD)
 SENSOR CLOSED
 BRAKE LIGHT (RED)

GIVARE BRYTANDE 20 BAR
 INCHING (LJUSGRÖN) /
 SENSOR BREAKING 20 BAR
 INCHING (LIGHT GREEN)

GIVARE SLUTANDE
 BROMSLJUS (RÖD)
 SENSOR CLOSED
 BRAKE LIGHT (RED)

GIVARE BRYTANDE 20 BAR
 INCHING (LJUSGRÖN) /
 SENSOR BREAKING 20 BAR
 INCHING (LIGHT GREEN)

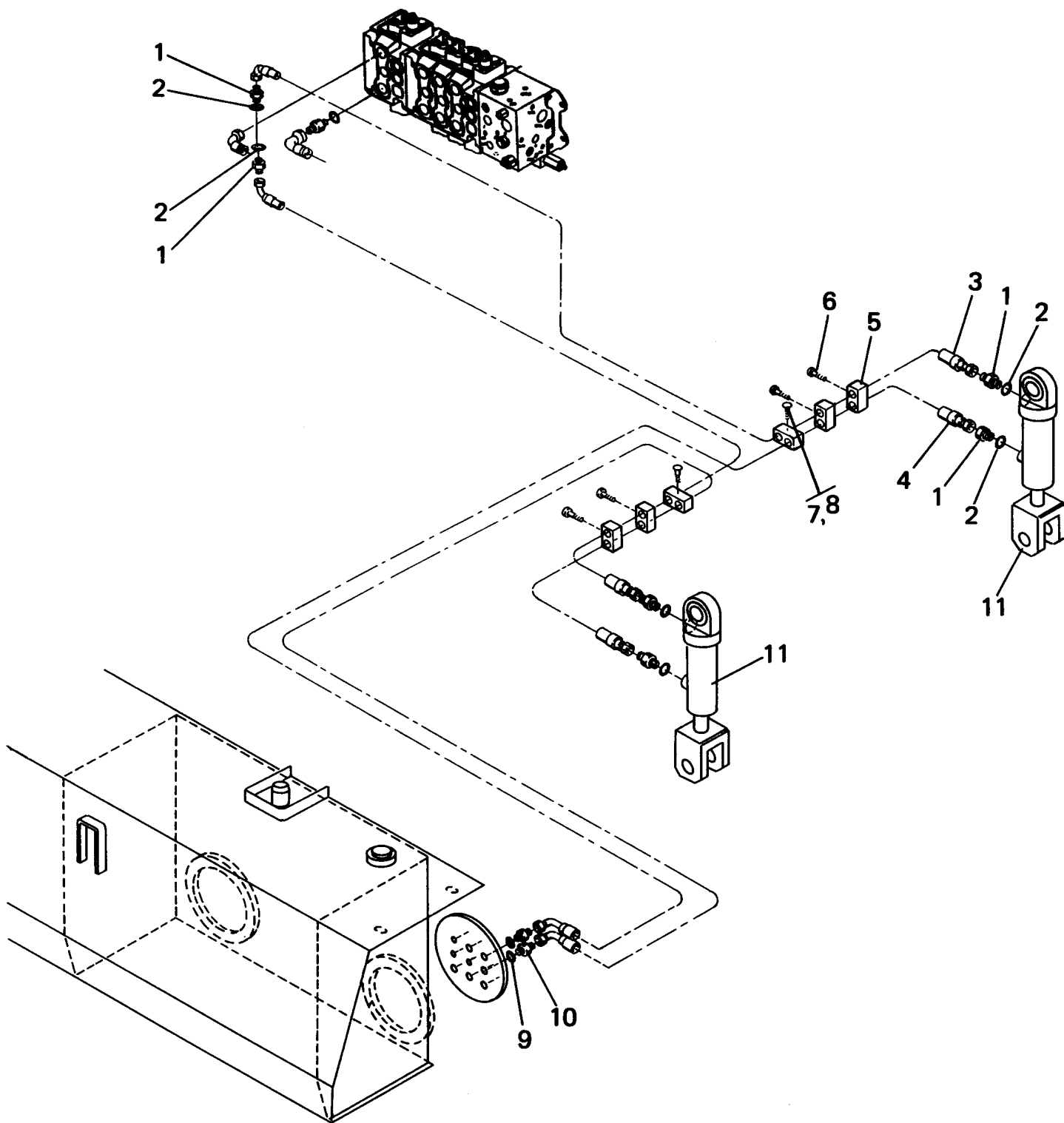


Reservdelar - Spare parts

70

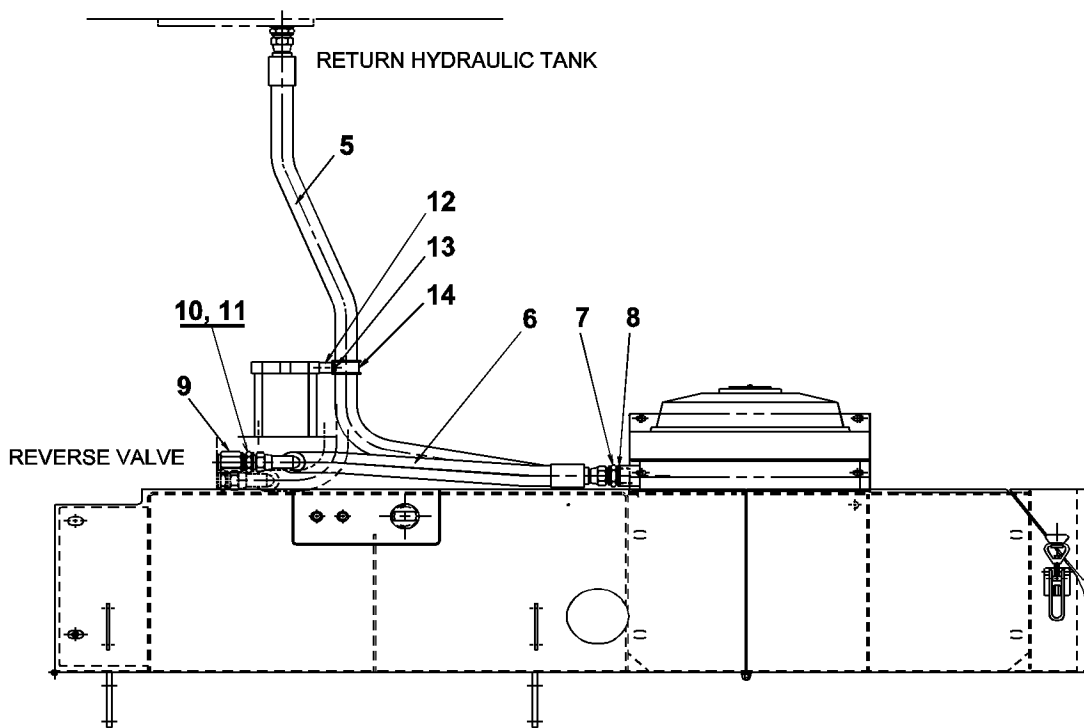
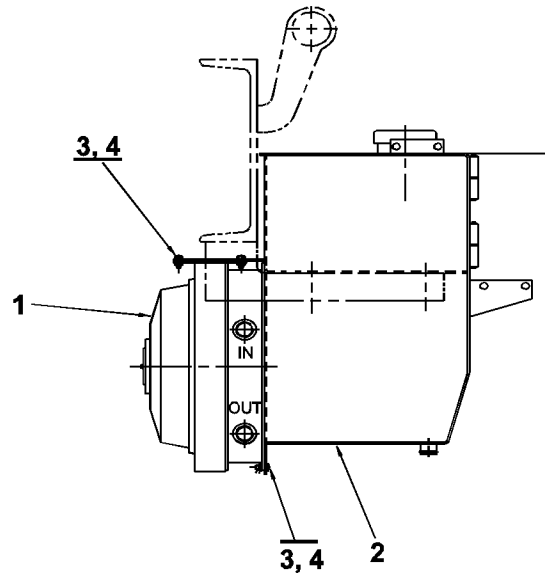
263

Pos. Fig.	Antal/Quantity			Art nr Part No	Benämning	Description	Sats Kit	Anmärkning Notes
1970	Utgåva Issue	Bild nr Picture No		Hydraulik bromssystem VRBFS A10691.0200	Hydraulic brake system VRBFS A10691.0200			
	980615	21337						
0010		-		A10691.0200	Hydraulsystem	Hydraulic system		DRAWING NO.
0020	1	8		452631.0100	Nippel	Nipple		
0040	2	8		920058.003	Kopparbricka	Copper washer		
0060	3	2		922729.0001	Ventil	Valve		FOTBROMS/FOOT BRAKE
0065		1		923120.0568	•Tätningssats	•Seal kit		
0080	4	1		920596.0024	Givare	Sensor		BREAKING 100BAR,LOW BRAKE PRESSURE,WHITE NOT USED
0081								
0100	5							
0120	6	2		920596.0022	Givare	Sensor		CLOSED,BRAKE LIGHT, RED
0121								
0140	7	4		5935	Tredoring	Tredoring		
0160	8	4		3472	Adapter	Adapter		
0180	9	7		5933	Tredoring	Tredoring		
0200	10	5		3471	Adapter	Adapter		
0220	11	1		A06499.0100	Kopplingsplint	Terminal block		
0240	12	2		3081	Skruv	Screw		
0260	13	2		306863.1400	Hydraulslang	Hydraulic hose		
0280	14	1		306865.1300	Hydraulslang	Hydraulic hose		
0300	15	1		350235.044	Hydraulslang	Hydraulic hose		
0320	16	1		306865.5800	Hydraulslang	Hydraulic hose		
0340	17	1		306865.9800	Hydraulslang	Hydraulic hose		
0360	18	2		350235.073	Hydraulslang	Hydraulic hose		
0380	19	1		923160.0002	Handbromsventil	Hand brake valve		
0390		1		425817.5800	•Tätningssats	•Seal kit		
0400	20	2		920099.021	Skruv	Screw		
0420	21	1		920596.0023	Givare	Sensor		CLOSED 50BAR,GREEN, HAND BRAKE LAMP, BUZZER SEAT,GEAR
0421								
0422								
0440	22	2		920125.003	Gummiklamma	Rubber clamp		
0460	23	2		922357.0016	Skruv	Screw		
0480	24	2		923542.0001	Koppling	Fitting		
0500	25	1		920985.0010	Nippel	Nipple		
0520	26	1		920052.011	O-ring	O-ring		
0540	27	2		922124.0005	Koppling	Fitting		
0560	28	1		923497.0003	Nippel	Nipple		
0580	29							NOT USED
0600	30	2		352670.0400	Överfall	Cap		
0620	31	1		920099.073	Skruv	Screw		
0640	32	1		3464	Nippel	Nipple		
0660	33	1		5936	Tredoring	Tredoring		
0680	34	1		3464	Nippel	Nipple		
0700	35	1		5936	Tredoring	Tredoring		
0720	36	2		306863.1400	Hydraulslang	Hydraulic hose		
0740	37	1		306865.9400	Hydraulslang	Hydraulic hose		
0760	38	3		3463	Nippel	Nipple		
0780	39	3		5933	Tredoring	Tredoring		
0800	40	1		922908.0004	Ventil	Valve		
0820	41	1		923542.0002	Koppling	Fitting		
0840	42	2		A09914.0100	Kopplingsplint	Terminal block		
0860	43	2		920596.0026	Givare	Sensor		BREAKING 20BAR, INCHING,LIGHT GREEN
0861								
0880	44	2		920834.0018	Koppling	Fitting		



Reservdelar - Spare parts

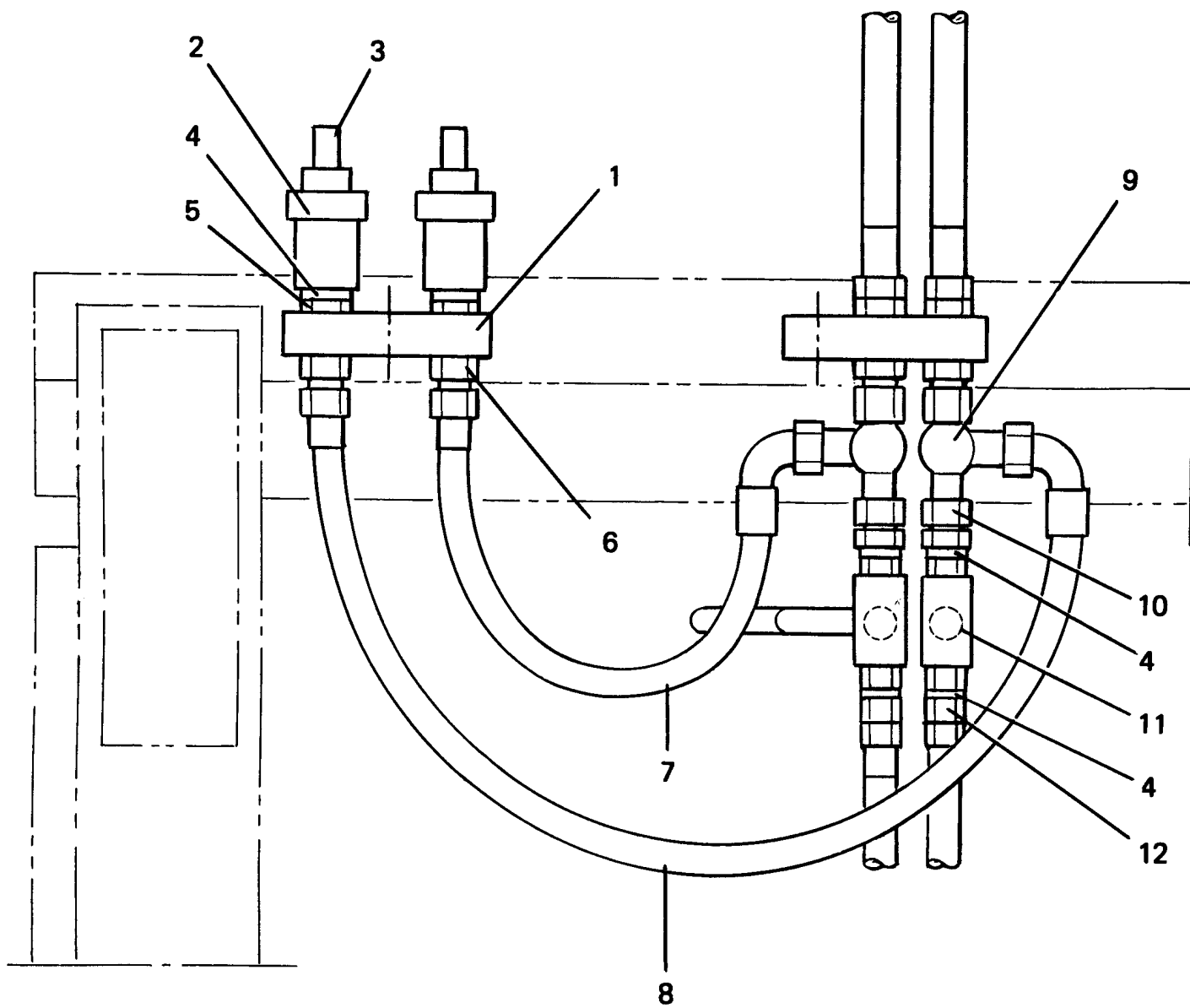
2000	Utgåva Issue	Bild nr Picture No	Hydraulik stödhjul A08988.0100 Volvo		Hydraulics, supporting wheel A08988.0100 Volvo				
	980615	16669							
	Pos. Fig.	Antal/Quantity			Art nr Part No	Benämning	Description	Sats Kit	Anmärkning Notes
0010					A08988.0100	Hydraulsystem	Hydraulic system		DRAWING NO.
0020	1	6			3464	Nippel	Nipple		
0040	2	6			5936	Tredoring	Tredoring		
0060	3	2			306865.1900	Hydraulslang	Hydraulic hose		
0080	4	2			456204.4700	Hydraulslang	Hydraulic hose		
0100	5	12			352670.0400	Klammer	Clamp		
0120	6	4			920099.073	Skruv	Screw		
0140	7	2			920074.105	Skruv	Screw		
0160	8	2			920076.003	Låsmutter	Lock nut		
0180	9	2			5937	Tredoring	Tredoring		
0200	10	2			94122	Koppling	Fitting		
0220	11	2			A01791.0100	Cylinder	Cylinder		
									SEE GR 40, PAGE 205



Reservdelar - Spare parts
70
267

2050

Utgåva Issue		Bild nr Picture No		Montering oljekylare A18622.0200		Mounting oil cooler A18622.0200		
980615		23644						
Pos. Fig.	Antal/Quantity			Art nr Part No	Benämning	Description	Sats Kit	Anmärkning Notes
1	1			A18622.0200	Oljekylare	Oil cooler		DRAWING NO. KPL SEE GR 10, PAGE 5
	1			921679.0008	•Fläktmotor	•Fan motor		
	1			923764.0163	•Termobrytare	•Thermo switch		
2	1			A19525.XXXX	Bränsletank	Fuel tank		
3	6			920099.027	Skruv	Screw		
4	6			3052	Mutter	Nut		
5	1			456221.0700	Hydraulslang	Hydraulic hose		
6	1			324058.1400	Hydraulslang	Hydraulic hose		
7	2			94111	Nippel	Nipple		
8	2			5938	Tredoring	Tredoring		
9	1			920129.101	Propp	Plug		
10	1			3467	Nippel	Nipple		
11	1			5937	Tredoring	Tredoring		
12	1			423922.0500	Distans	Spacer		
13	1			920099.073	Skruv	Screw		
14	1			920125.003	Gummiklamma	Rubber clamp		

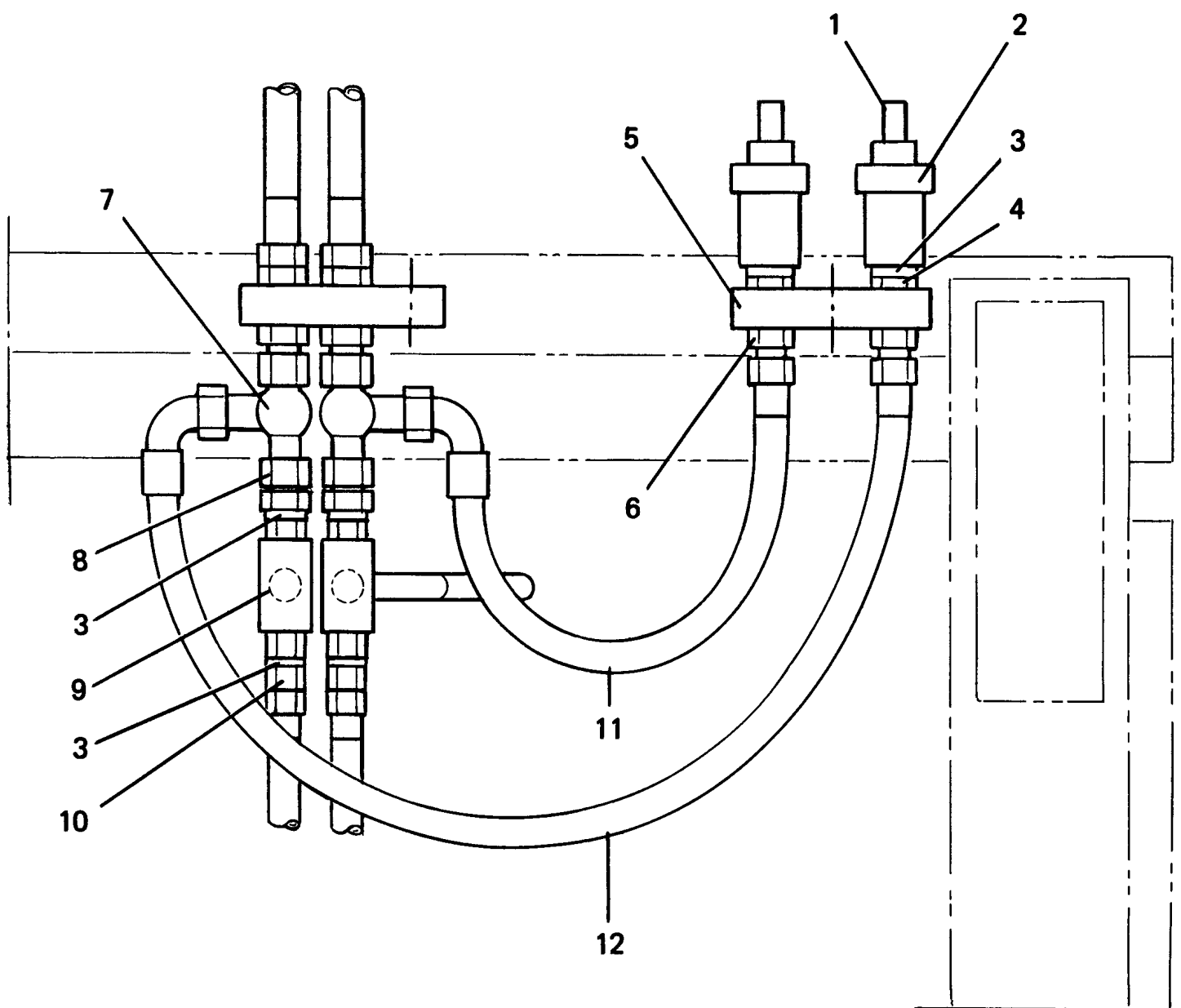


Reservdelar - Spare parts

70

269



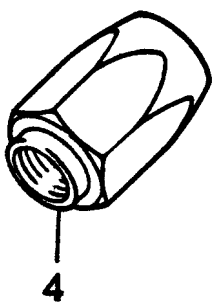
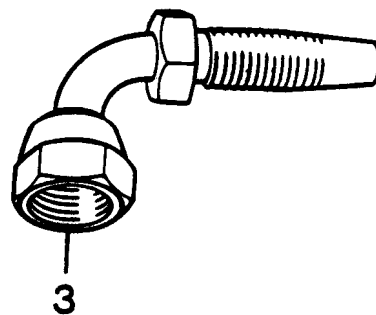

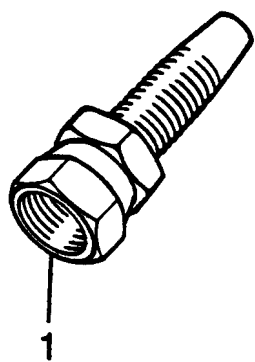
2100	Utgåva Issue		Bild nr Picture No		Montering snabbkopplingar Gaffelspridning 158862.0100		Mounting quick couplings Fork spreading 158862.0100	
	980615		16986					
Pos. Fig.	Antal/Quantity			Art nr Part No	Benämning	Description	Sats Kit	Anmärkning Notes
0010				158862.0100	Hydraulsystem	Hydraulic system		DRAWING NO. L=460 L=750
0020	1	1		450087.0100	Slangfäste	Hose attachment		
0040	2	2		90394	Snabbkoppling	Quick coupling		
0060	3	2		921947.0001	Dammskydd	Dust shield		
0080	4	6		5936	Tredoring	Tredoring		
0100	5	2		406883.0500	Genomföring	Grommet		
0120	6	2		407559.0200	Sexkantmutter	Hexagon nut		
0140	7	1		306902.2300	Hydraulslang	Hydraulic hose		
0160	8	1		306902.3700	Hydraulslang	Hydraulic hose		
0180	9	2		922124.0004	T-koppling	T-fitting		
0200	10	2		920834.0001	Koppling	Fitting		
0220	11	2		921780.0008	Kulventil	Ball valve		
0240	12	2		3474	Nippel	Nipple		



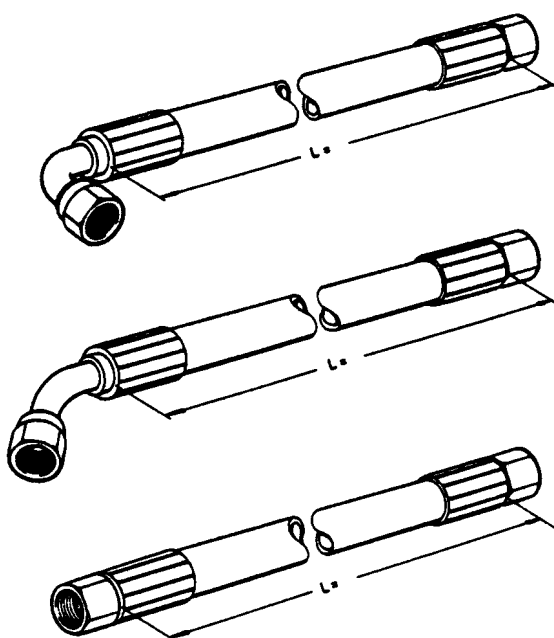
Reservdelar - Spare parts
70
271

2150

2150	Utgåva Issue		Bild nr Picture No		Montering snabbkopplingar Sidoföring 158862.0200		Mounting quick couplings Side shifting 158862.0200		
	980615		16987						
	Pos. Fig.	Antal/Quantity			Art nr Part No	Benämning	Description	Sats Kit	Anmärkning Notes
0010					158862.0200	Hydraulsystem	Hydraulic system		DRAWING NO. L=460 L=750
0020	1	1			450087.0100	Slangfäste	Hose attachment		
0040	2	2			90394	Snabbkoppling	Quick coupling		
0060	3	2			921947.0001	Dammskydd	Dust shield		
0080	4	6			5936	Tredoring	Tredoring		
0100	5	2			406883.0500	Genomföring	Grommet		
0120	6	2			407559.0200	Sexkantmutter	Hexagon nut		
0140	7	1			306902.2300	Hydraulslang	Hydraulic hose		
0160	8	1			306902.3700	Hydraulslang	Hydraulic hose		
0180	9	2			922124.0004	T-koppling	T-fitting		
0200	10	2			920834.0001	Koppling	Fitting		
0220	11	2			921780.0008	Kulventil	Ball valve		
0240	12	2			3474	Nippel	Nipple		

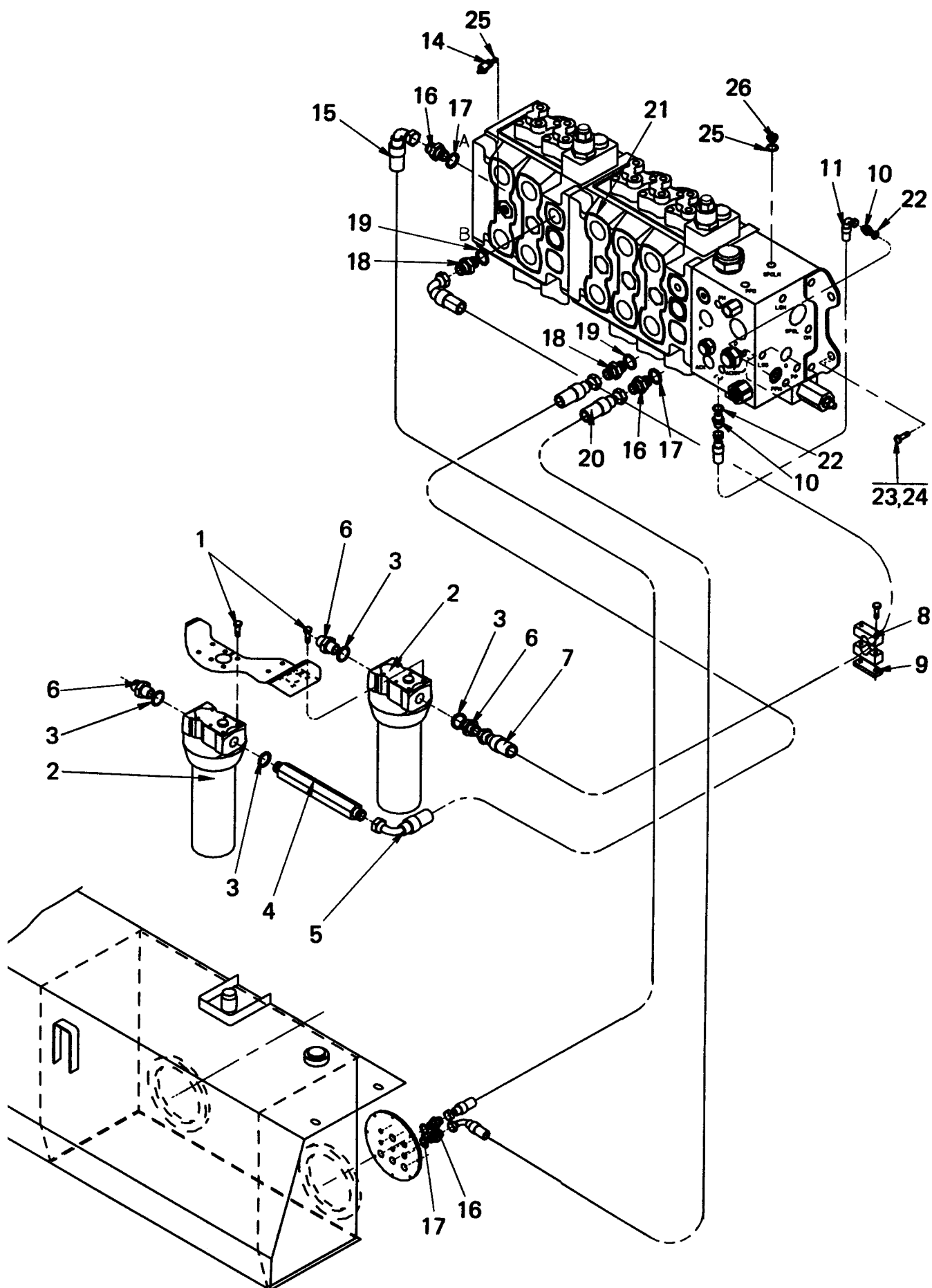


Hur man mäter en slang
How to measure a hose



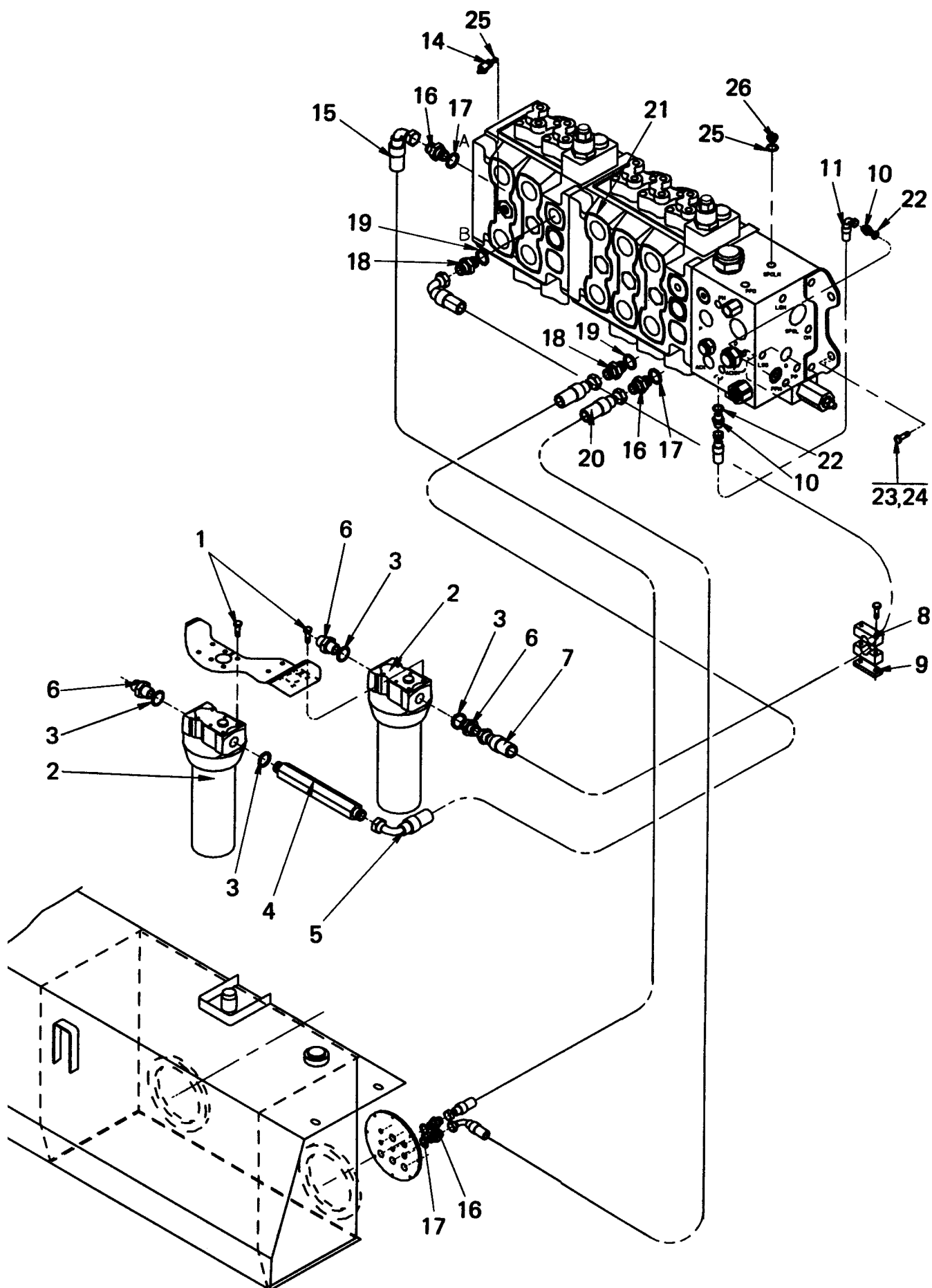
Reservdelar - Spare parts

2500	Utgåva Issue		Bild nr Picture No		Hydraulkopplingar hydraulslangar		Hydraulic fittings hydraulic hoses			
	980615		10079							
	Pos. Fig.	Antal/Quantity			Art nr Part No	Benämning	Description	Sats Kit	Anmärkning Notes	
0020	1	-			921472.0001	Kopplingsdel	Fitting pillar		R1/4" RAK	
0040		-			921472.0002	Kopplingsdel	Fitting pillar		R3/8" RAK	
0060		-			921472.0008	Kopplingsdel	Fitting pillar		R1/2" RAK	
0080		-			921472.0004	Kopplingsdel	Fitting pillar		R3/4" RAK	
0100		-			921472.0005	Kopplingsdel	Fitting pillar		R 1" RAK	
0140	2	-			921474.0001	Kopplingsdel	Fitting pillar		R1/4" 45°	
0160		-			921474.0002	Kopplingsdel	Fitting pillar		R3/8" 45°	
0180		-			921474.0003	Kopplingsdel	Fitting pillar		R1/2" 45°	
0200		-			921474.0004	Kopplingsdel	Fitting pillar		R3/4" 45°	
0220		-			921474.0005	Kopplingsdel	Fitting pillar		R1" 45°	
0260	3	-			921473.0001	Kopplingsdel	Fitting pillar		R1/4" 90°	
0280		-			921473.0002	Kopplingsdel	Fitting pillar		R3/8" 90°	
0300		-			921473.0003	Kopplingsdel	Fitting pillar		R1/2" 90°	
0320		-			921473.0004	Kopplingsdel	Fitting pillar		R3/4" 90°	
0340		-			921473.0005	Kopplingsdel	Fitting pillar		R1" 90°	
0380	4	-			921471.0001	Hylsa	Sleeve		R1/4" TILL/TO 2S	
0400		-			921471.0002	Hylsa	Sleeve		R3/8" TILL/TO 2S	
0420		-			921471.0003	Hylsa	Sleeve		R1/2" TILL/TO 2S	
0440		-			921471.0004	Hylsa	Sleeve		R3/4" TILL/TO 2S	
0460		-			921471.0005	Hylsa	Sleeve		R1" TILL/TO 2S	
0481		-			921469.0001	Hylsa	Sleeve		R1/4" TILL/TO 1S	
0482		-			921469.0002	Hylsa	Sleeve		R3/8" TILL/TO 1S	
0483		-			921469.0003	Hylsa	Sleeve		R1/2" TILL/TO 1S	
0484		-			921469.0004	Hylsa	Sleeve		R3/4" TILL/TO 1S	
0485		-			921469.0005	Hylsa	Sleeve		R1" TILL/TO 1S	
0500	5	-			920849.0006	Hydraulslang	Hydraulic hose		1/4" SKFRI SLANG 2S	
0520		-			920849.0002	Hydraulslang	Hydraulic hose		3/8" SKFRI SLANG 2S	
0540		-			920849.0001	Hydraulslang	Hydraulic hose		1/2" SKFRI SLANG 2S	
0560		-			920849.0004	Hydraulslang	Hydraulic hose		3/4" SKFRI SLANG 2S	
0580		-			920849.0007	Hydraulslang	Hydraulic hose		1" SKFRI SLANG 2S	
0600		-			920849.0003	Hydraulslang	Hydraulic hose		1 1/2" SKFRI SLANG 2S	
0620		-			920849.0005	Hydraulslang	Hydraulic hose		2" SKFRI SLANG 2S	
0640		6	-			920846.0004	Hydraulslang	Hydraulic hose		1/4" SKFRI SLANG 1S
0660			-			920846.0002	Hydraulslang	Hydraulic hose		3/8" SKFRI SLANG 1S
0680			-			920846.0007	Hydraulslang	Hydraulic hose		1/2" SKFRI SLANG 1S
0700	-				920846.0001	Hydraulslang	Hydraulic hose		3/4" SKFRI SLANG 1S	
0720	-				920846.0003	Hydraulslang	Hydraulic hose		1" SKFRI SLANG 1S	
0740		-			920846.0005	Hydraulslang	Hydraulic hose		1 1/2" SKFRI SLANG 1S	
0760		-			920846.0006	Hydraulslang	Hydraulic hose		2" SKFRI SLANG 1S	



Reservdelar - Spare parts

3000	Utgåva Issue 980615		Bild nr Picture No 23343		Huvudventil, högtrycks- filter för hydraulservo 4 sektioner, Volvo		Main valve, high pressure filter for hydraul. servo 4 sections, Volvo			
	Pos. Fig.	Antal/Quantity			Art nr Part No	Benämning	Description	Sats Kit	Anmärkning Notes	
0020	-				A26954.0100				DRAWING NO.	
0040	1	8			920042.005	Skruv	Screw			
0060	2	2			920523.0013	Högtrycksfilter	High pressure filter			
0080		2			921689.0007	•Filterinsats	•Filter insert			
0081		2			923110.0598	•Packningssats	•Gasket kit			
0100	3	4			5939	Tredoring	Tredoring			
0120	4	1			408985.1600	Nippel	Nipple			
0140	5	1			306871.2100	Hydraulslang	Hydraulic hose			
0160	6	3			3468	Adapter	Adapter			
0180	7	1			306871.0200	Hydraulslang	Hydraulic hose			
0200	8	1			920139.005	Klammer	Clamp			
0220	9	1			456340.0300	Fästplatta	Mounting plate			
0240	10	2			3471	Koppling	Fitting			
0260	11	1			350235.092	Hydraulslang	Hydraulic hose			
0280	12									NOT USED
0300	13									NOT USED
0320	14	6			920794.0002	Mätnippel	Test nipple			
0340	15	1			324058.1400	Hydraulslang	Hydraulic hose			
0360	16	4			94111	Nippel	Nipple			
0380	17	4			5938	Tredoring	Tredoring			
0400	18	2			3467	Nippel	Nipple			
0420	19	2			5937	Tredoring	Tredoring			
0440	20	1			324058.1500	Hydraulslang	Hydraulic hose			
0460	21	1			923579.0048	Manövernventil	Control valve			SEE GR 70, PAGE 131
0480	22	2			5933	Tredoring	Tredoring			
0500	23	4			920042.005	Skruv	Screw			
0520	24	4			98150	Bricka	Washer			
0540	25	7			5933	Tredoring	Tredoring			
0560	26	1			920999.0013	Propp	Plug			



Reservdelar - Spare parts

70

277

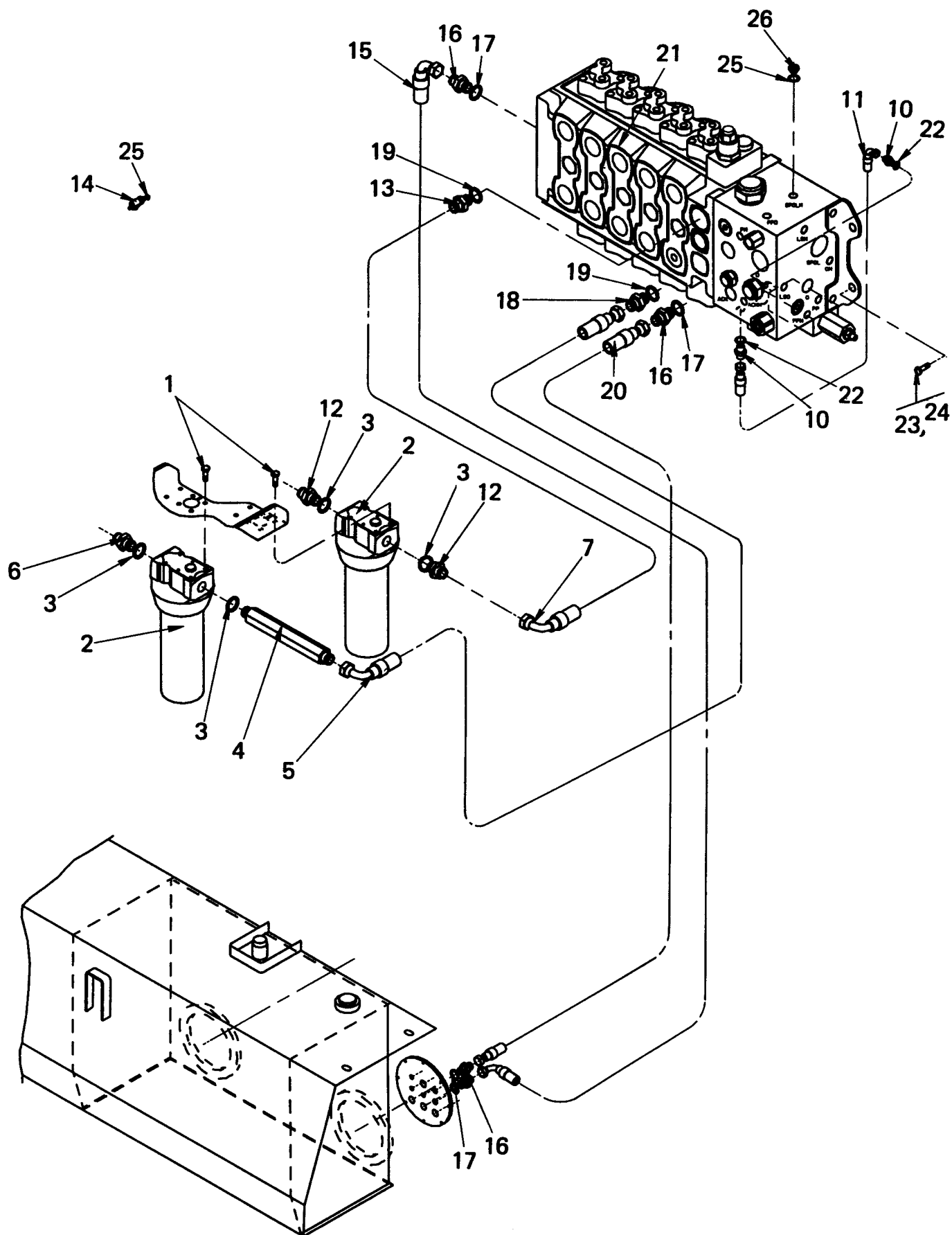
3010

3010	Utgåva Issue		Bild nr Picture No		Huvudventil, högtrycks- filter för hydraulservo 5 sektioner, Volvo		Main valve, high pressure filter for hydraul. servo 5 sections, Volvo		
	980615		23343						
	Pos. Fig.	Antal/Quantity			Art nr Part No	Benämning	Description	Sats Kit	Anmärkning Notes
0020	-				A26954.0200				DRAWING NO.

DRAWING NO.

NOT USED
NOT USED

SEE GR 70, PAGE 139



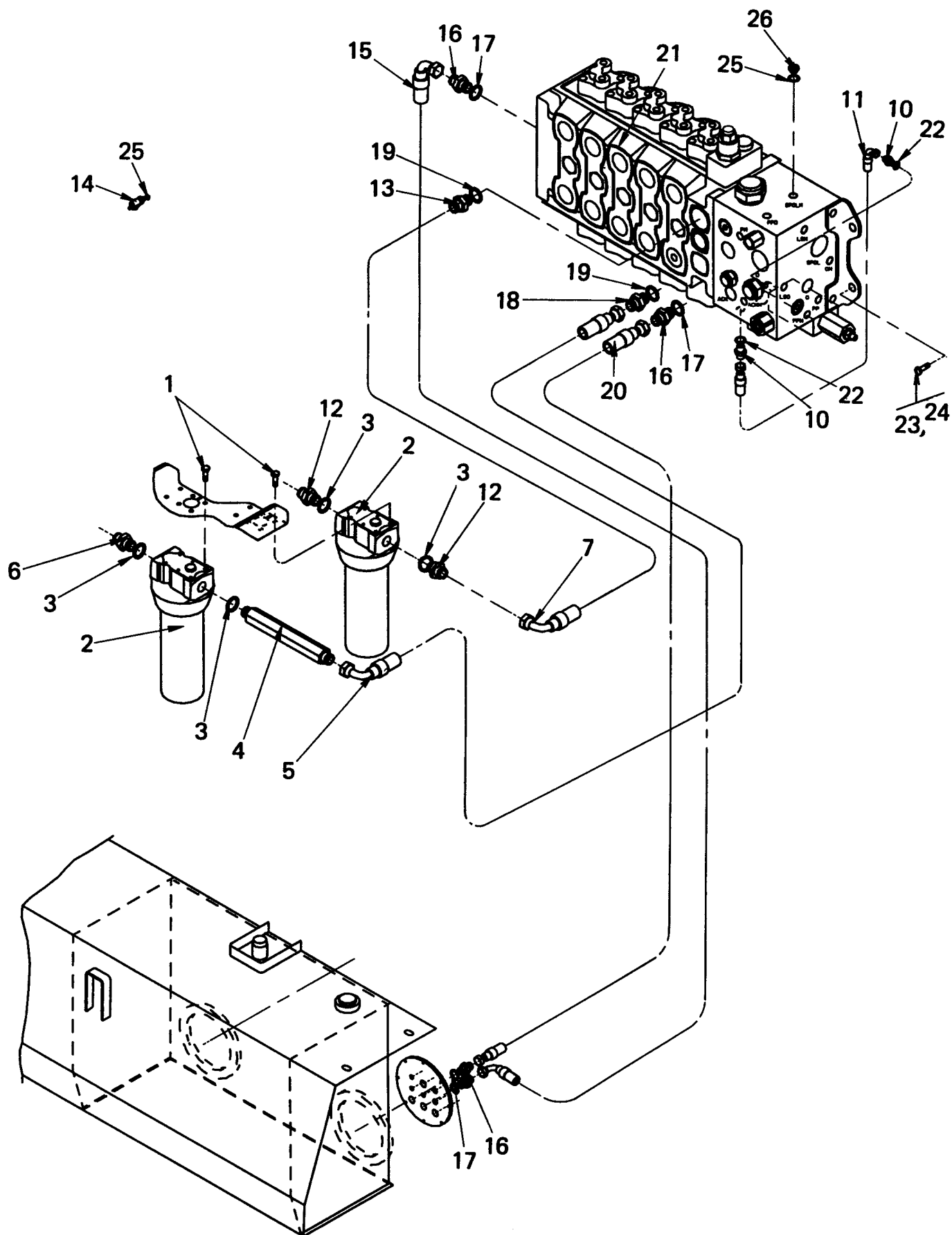
Reservdelar - Spare parts

70

279

3020	Utgåva Issue		Bild nr Picture No		Huvudventil, högtrycks- filter för hydraulservo 4 sekt. Perkins		Main valve, high pressure filter for hydraul. servo 4 sections,Perkins		
	980615		23344						
	Pos. Fig.	Antal/Quantity			Art nr Part No	Benämning	Description	Sats Kit	Anmärkning Notes
0020	-				A26955.0100				DRAWING NO.
0040	1	12			920042.005	Skruv	Screw		
0060	2	2			920523.0013	Högtrycksfilter	High pressure filter		
0080		2			921689.0007	•Filterinsats	•Filter insert		
0081		2			923110.0598	•Packningssats	•Gasket kit		
0100	3	4			5939	Tredoring	Tredoring		
0120	4	1			408985.1600	Nippel	Nipple		
0140	5	1			306871.2100	Hydraulslang	Hydraulic hose		
0160	6	1			3468	Adapter	Adapter		
0180	7	1			309171.7500	Hydraulslang	Hydraulic hose		
0200	8								NOT USED NOT USED
0220	9								
0240	10	2			3471	Koppling	Fitting		
0260	11	1			350235.092	Hydraulslang	Hydraulic hose		
0280	12	2			920985.0003	Koppling	Fitting		
0300	13	1			3473	Adapter	Adapter		
0320	14	5			920794.0002	Mätnippel	Test nipple		
0340	15	1			324058.1400	Hydraulslang	Hydraulic hose		
0360	16	4			94111	Nippel	Nipple		
0380	17	4			5938	Tredoring	Tredoring		
0400	18	1			3467	Nippel	Nipple		
0420	19	2			5937	Tredoring	Tredoring		
0440	20	1			324058.1500	Hydraulslang	Hydraulic hose		
0460	21	1			923579.0052	Manöverventil	Control valve		
0480	22	2			5933	Tredoring	Tredoring		SEE GR 70, PAGE 147
0500	23	4			920042.005	Skruv	Screw		
0520	24	4			98150	Bricka	Washer		
0540	25	6			5933	Tredoring	Tredoring		
0560	26	1			920999.0013	Propp	Plug		

SEE GR 70, PAGE 147



Reservdelar - Spare parts

70

281

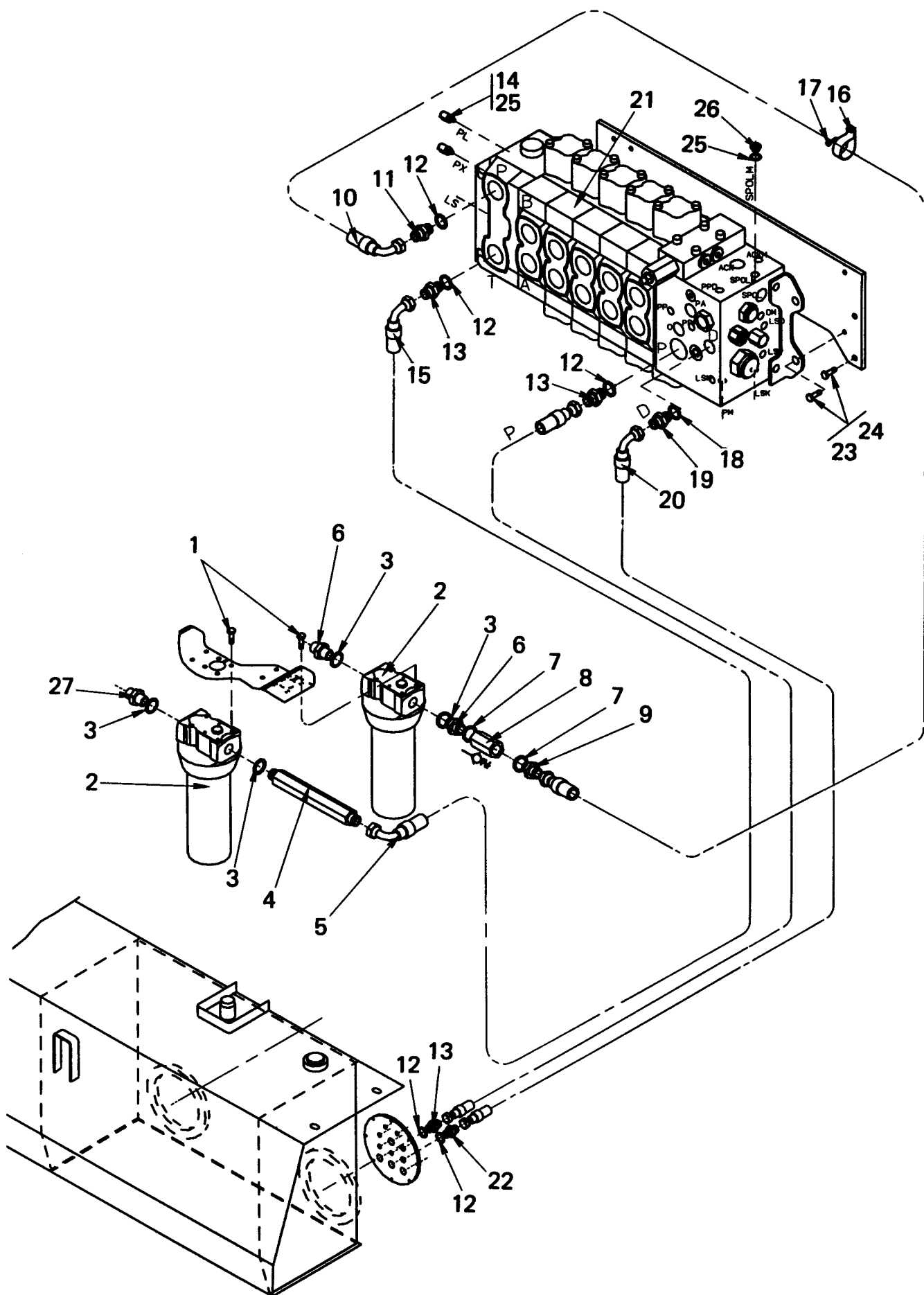
3030

3030	Utgåva Issue		Bild nr Picture No		Huvudventil, högtrycks- filter för hydraulservo 5 sekt. Perkins		Main valve, high pressure filter for hydraul. servo 5 sections,Perkins			
	Pos. Fig.	Antal/Quantity			Art nr Part No	Benämning	Description	Sats Kit	Anmärkning Notes	
0020	-				A26955.0200				DRAWING NO.	
0040	1	12			920042.005	Skruv	Screw			
0060	2	2			920523.0013	Högtrycksfilter	High pressure filter			
0080		2			921689.0007	•Filterinsats	•Filter insert			
0081		2			923110.0598	•Packningssats	•Gasket kit			
0100	3	4			5939	Tredoring	Tredoring			
0120	4	1			408985.1600	Nippel	Nipple			
0140	5	1			306871.2100	Hydraulslang	Hydraulic hose			
0160	6	1			3468	Adapter	Adapter			
0180	7	1			309171.7500	Hydraulslang	Hydraulic hose			
0200	8									NOT USED NOT USED
0220	9									
0240	10	2			3471	Koppling	Fitting			
0260	11	1			350235.092	Hydraulslang	Hydraulic hose			
0280	12	2			920985.0003	Koppling	Fitting			
0300	13	1			3473	Adapter	Adapter			
0320	14	5			920794.0002	Mät nipple	Test nipple			
0340	15	1			324058.1400	Hydraulslang	Hydraulic hose			
0360	16	4			94111	Nippel	Nipple			
0380	17	4			5938	Tredoring	Tredoring			
0400	18	1			3467	Nippel	Nipple			
0420	19	2			5937	Tredoring	Tredoring			
0440	20	1			324058.1500	Hydraulslang	Hydraulic hose			
0460	21	1			923579.0053	Manöverventil	Control valve			SEE GR 70, PAGE 149
0480	22	2			5933	Tredoring	Tredoring			
0500	23	4			920042.005	Skruv	Screw			
0520	24	4			98150	Bricka	Washer			
0540	25	6			5933	Tredoring	Tredoring			
0560	26	1			920999.0013	Propp	Plug			

DRAWING NO.

NOT USED
NOT USED

SEE GR 70, PAGE 149

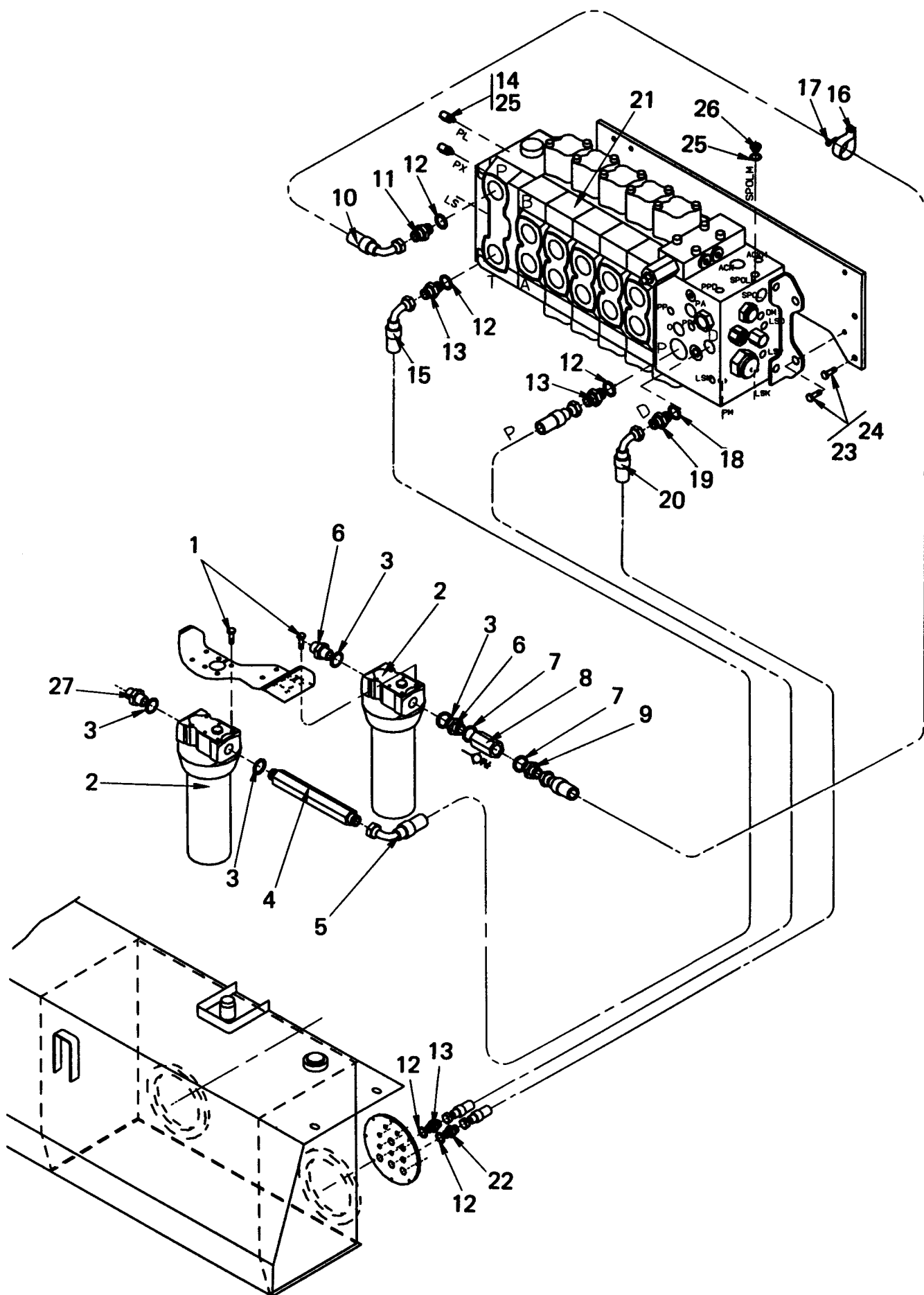


Reservdelar - Spare parts

70

283

3040	Utgåva Issue		Bild nr Picture No		Huvudventil, högtrycks- filter för hydraulservo 4 sektioner, Volvo		Main valve, high pressure filter för hydraul. servo 4 sections, Volvo		
	980615		23345						
	Pos. Fig.	Antal/Quantity			Art nr Part No	Benämning	Description	Sats Kit	Anmärkning Notes
0020					A26956.0100				DRAWING NO.
0040	1	8			920042.005	Skruv	Screw		
0060	2	2			920523.0013	Högtrycksfilter	High pressure filter		
0080		2			921689.0007	•Filterinsats	•Filter insert		
0081		2			923110.0598	•Packningssats	•Gasket kit		
0100	3	4			5939	Tredoring	Tredoring		
0120	4	1			408985.1600	Nippel	Nipple		
0140	5	1			306871.2100	Hydraulslang	Hydraulic hose		
0160	6	2			920985.0003	Koppling	Fitting		
0180	7	2			5937	Tredoring	Tredoring		
0200	8	1			920081.010	Backventil	Check valve		
0220	9	1			3473	Adapter	Adapter		
0240	10	1			309171.4900	Hydraulslang	Hydraulic hose		
0260	11	1			3467	Nippel	Nipple		
0280	12	5			5938	Tredoring	Tredoring		
0300	13	3			94111	Nippel	Nipple		
0320	14	7			920794.0002	Mätnippel	Test nipple		
0340	15	1			324058.1400	Hydraulslang	Hydraulic hose		
0360	16	3			920125.002	Gummiklamma	Rubber clamp		
0380	17	3			922357.0016	Skruv	Screw		
0400	18	1			5936	Tredoring	Tredoring		
0420	19	1			3474	Nippel	Nipple		
0440	20	1			306902.3800	Hydraulslang	Hydraulic hose		
0460	21	1			923713.0003	Manöverventil	Control valve		
0480		4			923764.0073	•Magnetventil	•Magnetic valve		
0500	22	1			94092	Koppling	Fitting		
0520	23	8			920042.005	Skruv	Screw		
0540	24	8			98150	Bricka	Washer		
0560	25	8			5933	Tredoring	Tredoring		
0580	26	1			920999.0013	Propp	Plug		
0600	27	1			3468	Adapter	Adapter		



Reservdelar - Spare parts

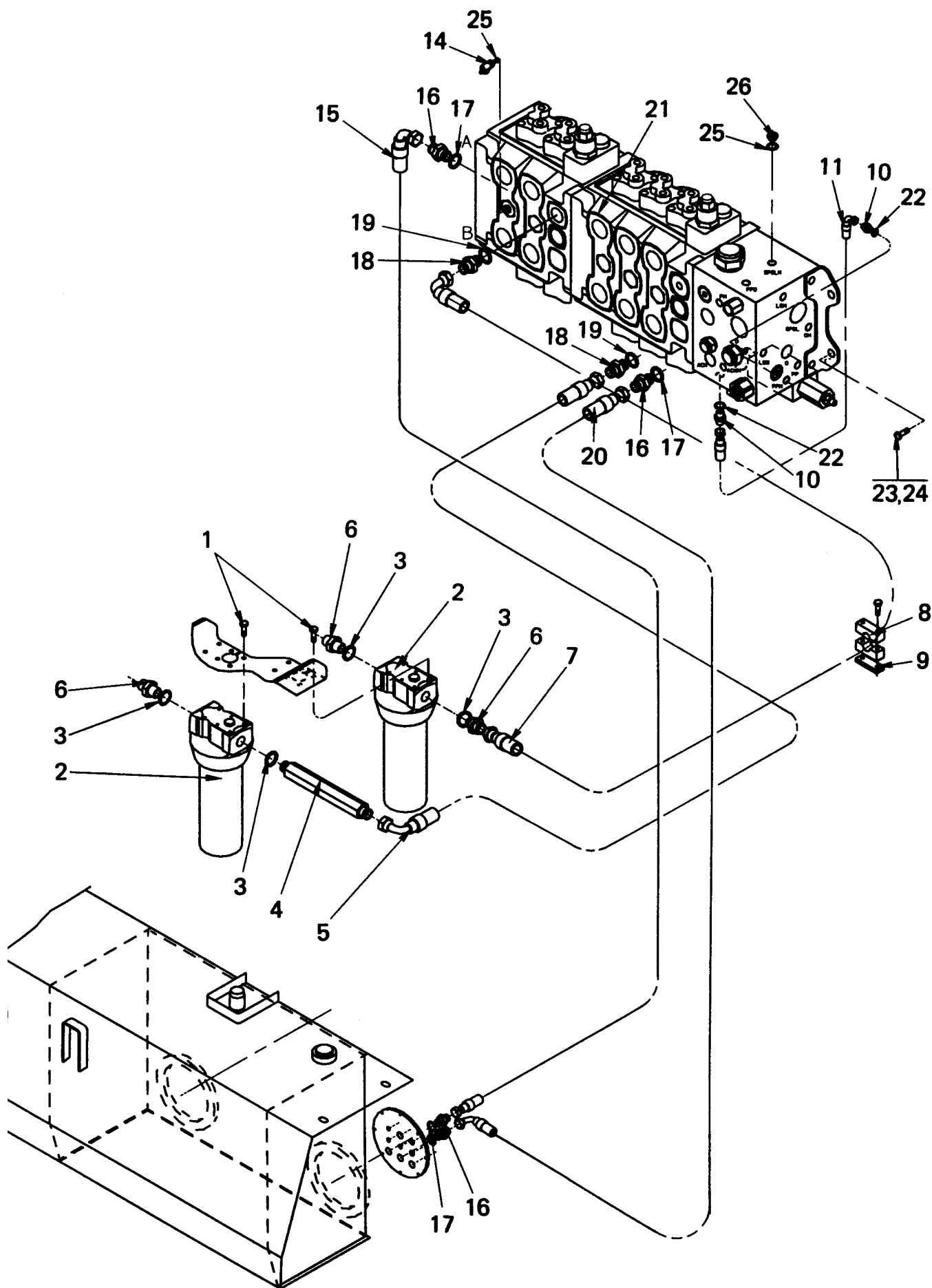
70

285

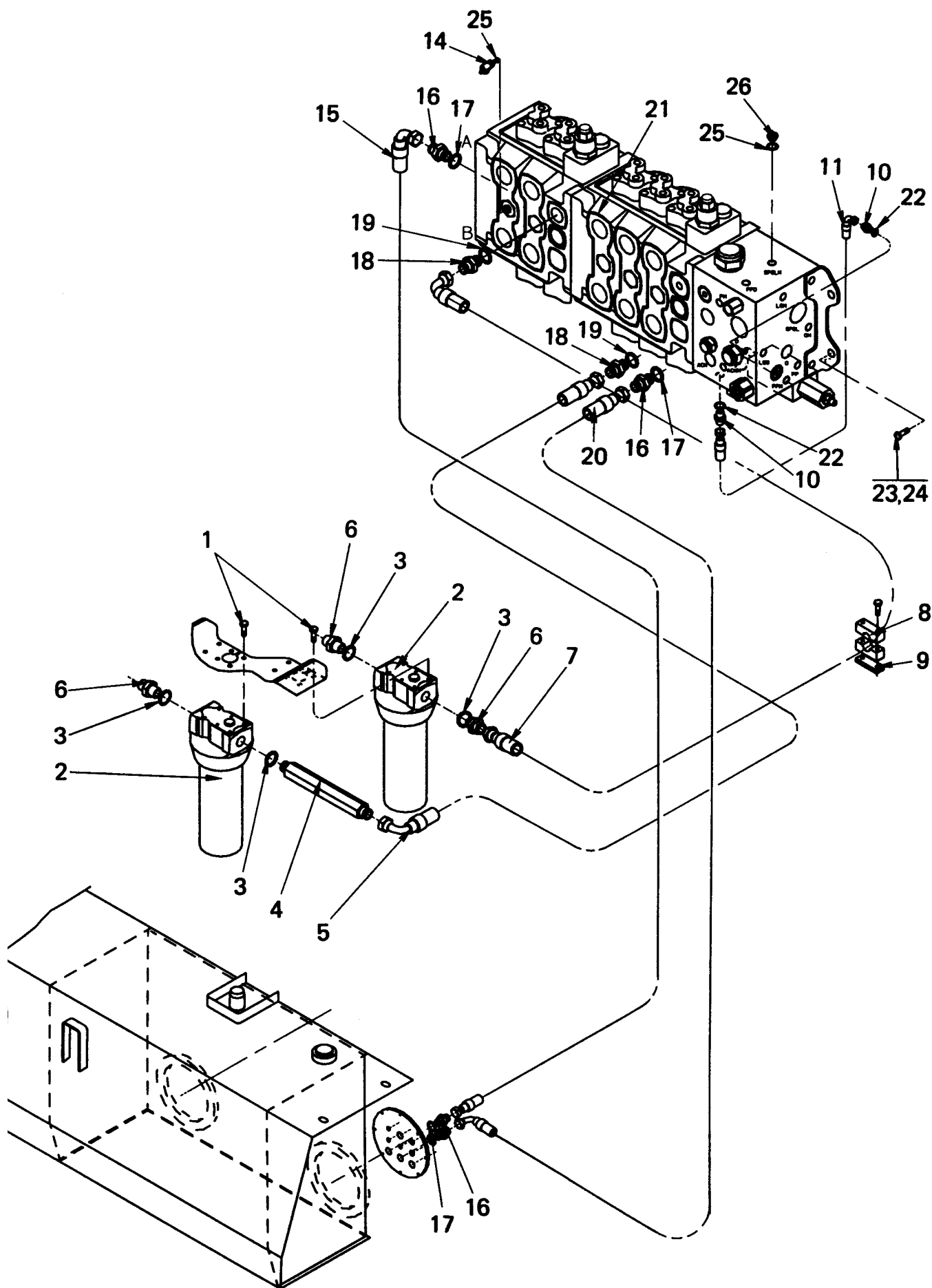
3050

3050	Utgåva Issue		Bild nr Picture No		Huvudventil, högtrycks- filter för hydraulservo 5 sektioner, Volvo		Main valve, high pressure filter for hydraul. servo 5 sections, Volvo		
	980615		23345						
	Pos. Fig.	Antal/Quantity			Art nr Part No	Benämning	Description	Sats Kit	Anmärkning Notes
0020					A26956.0200				DRAWING NO.
0040	1	8			920042.005	Skruv	Screw		
0060	2	2			920523.0013	Högtrycksfilter	High pressure filter		
0080		2			921689.0007	•Filterinsats	•Filter insert		
0081		2			923110.0598	•Packningssats	•Gasket kit		
0100	3	4			5939	Tredoring	Tredoring		
0120	4	1			408985.1600	Nippel	Nipple		
0140	5	1			306871.2100	Hydraulslang	Hydraulic hose		
0160	6	2			920985.0003	Koppling	Fitting		
0180	7	2			5937	Tredoring	Tredoring		
0200	8	1			920081.010	Backventil	Check valve		
0220	9	1			3473	Adapter	Adapter		
0240	10	1			309171.4900	Hydraulslang	Hydraulic hose		
0260	11	1			3467	Nippel	Nipple		
0280	12	5			5938	Tredoring	Tredoring		
0300	13	3			94111	Nippel	Nipple		
0320	14	7			920794.0002	Mät-nippel	Test nipple		
0340	15	1			324058.1400	Hydraulslang	Hydraulic hose		
0360	16	3			920125.002	Gummiklamma	Rubber clamp		
0380	17	3			922357.0016	Skruv	Screw		
0400	18	1			5936	Tredoring	Tredoring		
0420	19	1			3474	Nippel	Nipple		
0440	20	1			306902.3800	Hydraulslang	Hydraulic hose		
0460	21	1			923713.0004	Manöverventil	Control valve		
0480		5			923764.0073	•Magnetventil	•Magnetic valve		
0500	22	1			94092	Koppling	Fitting		
0520	23	8			920042.005	Skruv	Screw		
0540	24	8			98150	Bricka	Washer		
0560	25	8			5933	Tredoring	Tredoring		
0580	26	1			920999.0013	Propp	Plug		
0600	27	1			3468	Adapter	Adapter		

DRAWING NO.



3080	Utgåva Issue 980615		Bild nr Picture No 23347		Huvudventil, högtrycks- filter för mek. spakar 4 sektioner, Volvo		Main valve, high pressure filter for mech. controls 4 sections, Volvo		
	Pos. Fig.	Antal/Quantity			Art nr Part No	Benämning	Description	Sats Kit	Anmärkning Notes
0020					A26954.0300				DRAWING NO.
0040	1	8			920042.005	Skruv	Screw		
0060	2	2			920523.0013	Högtrycksfilter	High pressure filter		
0080		2			921689.0007	•Filterinsats	•Filter insert		
0081		2			923110.0598	•Packningssats	•Gasket kit		
0100	3	4			5939	Tredoring	Tredoring		
0120	4	1			408985.1600	Nippel	Nipple		
0140	5	1			306871.2100	Hydraulslang	Hydraulic hose		
0160	6	3			3468	Adapter	Adapter		
0180	7	1			306871.0200	Hydraulslang	Hydraulic hose		
0200	8	1			920139.005	Klammer	Clamp		
0220	9	1			456340.0300	Fästplatta	Mounting plate		
0240	10	2			3471	Koppling	Fitting		
0260	11	1			350235.092	Hydraulslang	Hydraulic hose		
0280	12								NOT USED
0300	13								NOT USED
0320	14	5			920794.0002	Mätnippel	Test nipple		
0340	15	1			324058.1400	Hydraulslang	Hydraulic hose		
0360	16	4			94111	Nippel	Nipple		
0380	17	4			5938	Tredoring	Tredoring		
0400	18	2			3467	Nippel	Nipple		
0420	19	2			5937	Tredoring	Tredoring		
0440	20	1			324058.1500	Hydraulslang	Hydraulic hose		
0460	21	1			923579.0046	Manövertventil	Control valve		
0480	22	2			5933	Tredoring	Tredoring		SEE GR 70, PAGE 159
0500	23	4			920042.005	Skruv	Screw		
0520	24	4			98150	Bricka	Washer		
0540	25	6			5933	Tredoring	Tredoring		
0560	26	1			920999.0013	Propp	Plug		

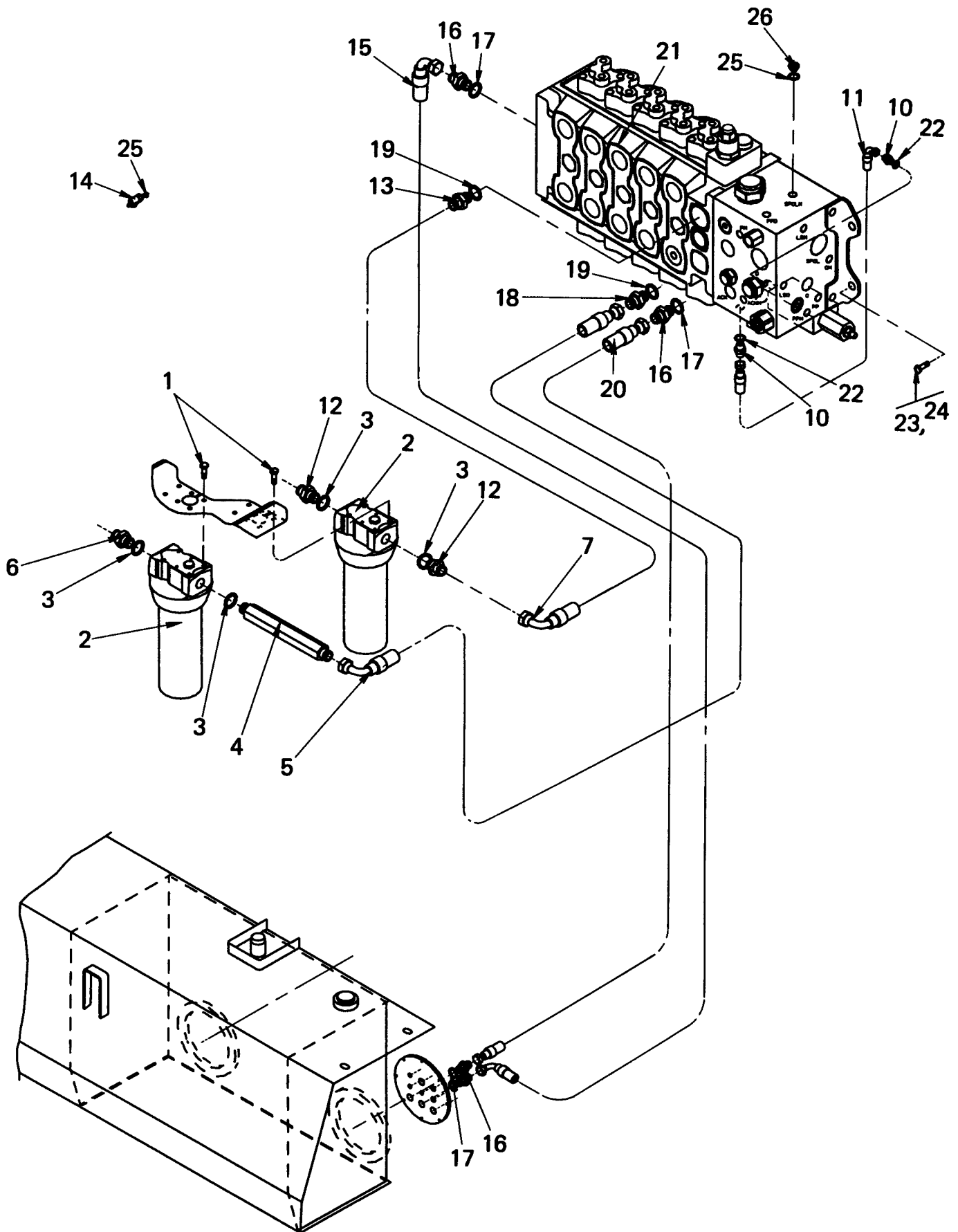


Reservdelar - Spare parts

70

289

3090	Utgåva Issue		Bild nr Picture No		Huvudventil, högtrycks- filter för mek. spakar 5 sektioner, Volvo		Main valve, high pressure filter for mech. controls 5 sections, Volvo		
	980615		23347						
	Pos. Fig.	Antal/Quantity			Art nr Part No	Benämning	Description	Sats Kit	Anmärkning Notes
0020					A26954.0400				DRAWING NO.
0040	1	8			920042.005	Skruv	Screw		
0060	2	2			920523.0013	Högtrycksfilter	High pressure filter		
0080		2			921689.0007	•Filterinsats	•Filter insert		
0081		2			923110.0598	•Packningssats	•Gasket kit		
0100	3	4			5939	Tredoring	Tredoring		
0120	4	1			408985.1600	Nippel	Nipple		
0140	5	1			306871.2100	Hydraulslang	Hydraulic hose		
0160	6	3			3468	Adapter	Adapter		
0180	7	1			306871.0200	Hydraulslang	Hydraulic hose		
0200	8	1			920139.005	Klammer	Clamp		
0220	9	1			456340.0300	Fästplatta	Mounting plate		
0240	10	2			3471	Koppling	Fitting		
0260	11	1			350235.092	Hydraulslang	Hydraulic hose		
0280	12								NOT USED
0300	13								NOT USED
0320	14	5			920794.0002	Mätnippel	Test nipple		
0340	15	1			324058.1400	Hydraulslang	Hydraulic hose		
0360	16	4			94111	Nippel	Nipple		
0380	17	4			5938	Tredoring	Tredoring		
0400	18	2			3467	Nippel	Nipple		
0420	19	2			5937	Tredoring	Tredoring		
0440	20	1			324058.1500	Hydraulslang	Hydraulic hose		
0460	21	1			923579.0047	Manöverventil	Control valve		SEE GR 70, PAGE 169
0480	22	2			5933	Tredoring	Tredoring		
0500	23	4			920042.005	Skruv	Screw		
0520	24	4			98150	Bricka	Washer		
0540	25	6			5933	Tredoring	Tredoring		
0560	26	1			920999.0013	Propp	Plug		



Reservdelar - Spare parts

70

291

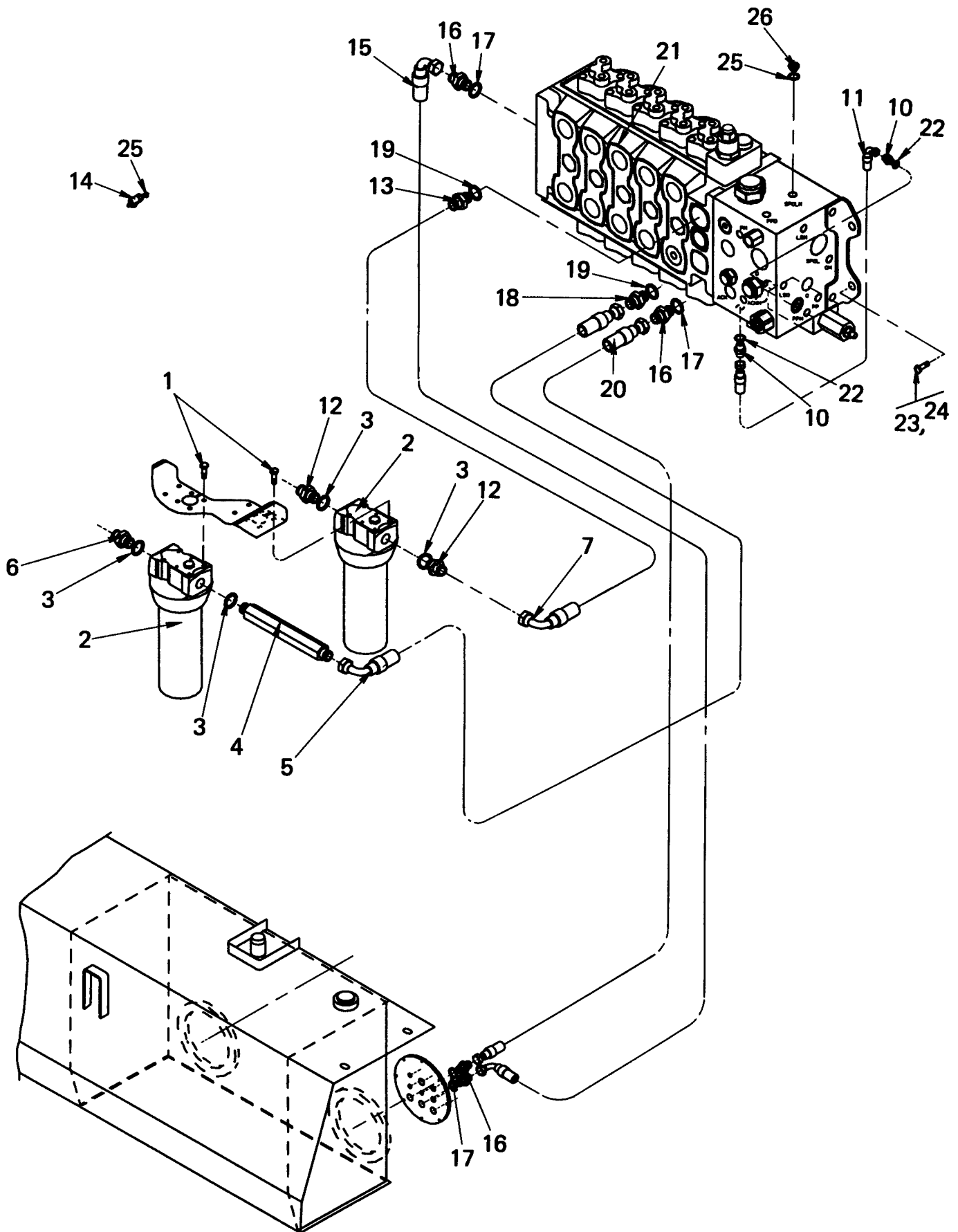
3100

3100	Utgåva Issue		Bild nr Picture No		Huvudventil, högtrycks- filter för mek. spakar 4 sekt. Perkins		Main valve, high pressure filter for mech. controls 4 sections,Perkins		
	980615	23349							
	Pos. Fig.	Antal/Quantity			Art nr Part No	Benämning	Description	Sats Kit	Anmärkning Notes
0020					A26955.0300				DRAWING NO.

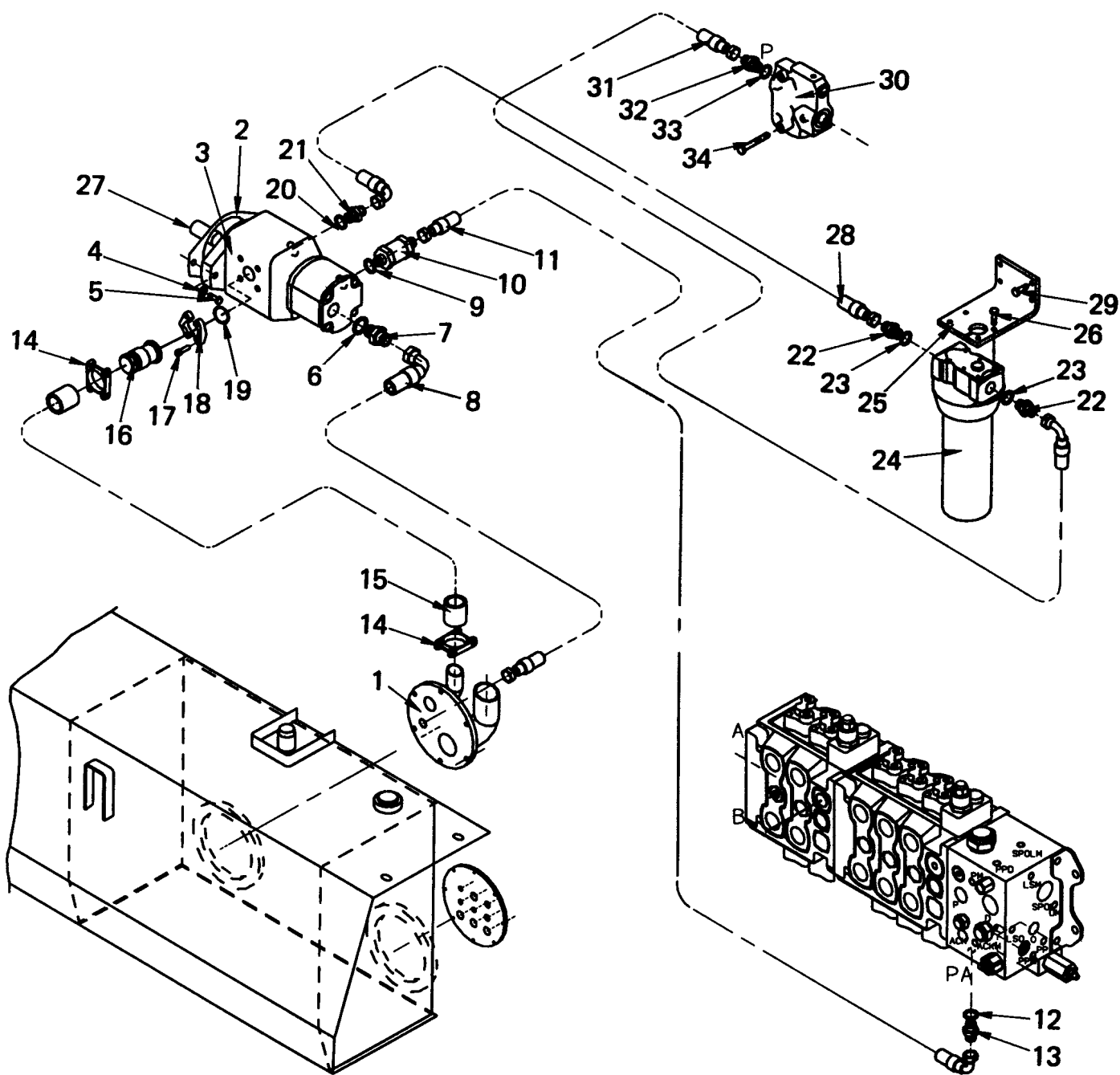
DRAWING NO.

NOT USED
NOT USED

SEE GR 70, PAGE 179



3110	Utgåva Issue 980615		Bild nr Picture No 23349		Huvudventil, högtrycks- filter för mek. spakar 5 sekt. Perkins		Main valve, high pressure filter for mech. controls 5 sections,Perkins		
	Pos. Fig.	Antal/Quantity			Art nr Part No	Benämning	Description	Sats Kit	Anmärkning Notes
0020					A26955.0400				DRAWING NO.



23350

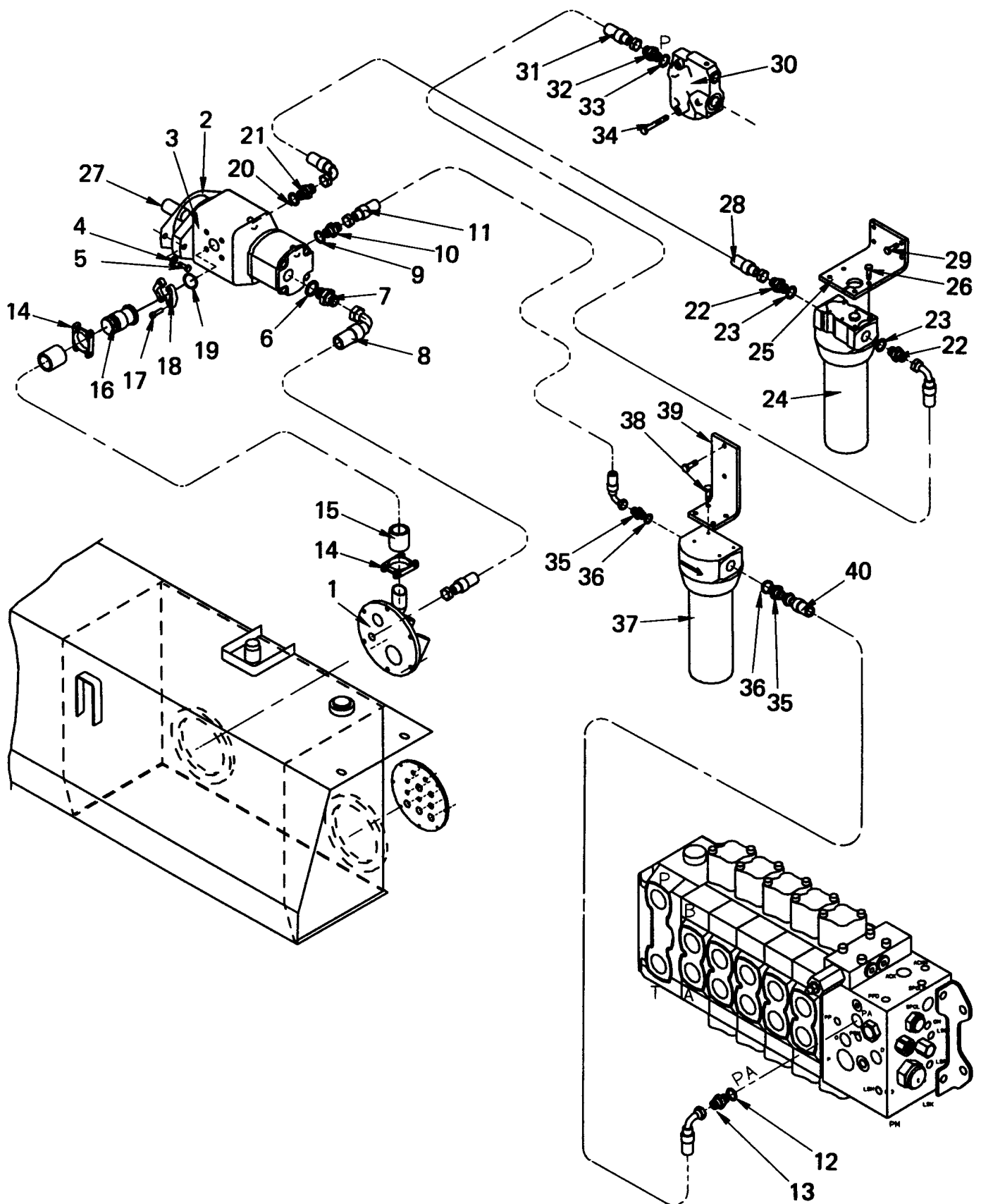
Reservdelar - Spare parts

70

295

3150

3150	Utgåva Issue		Bild nr Picture No		Styr- och ackumulator- laddningspump,slangar, Volvo,A26974.0100		Steering and acc.charging pump,hoses,Volvo, A26974.0100		
	Pos. Fig.	Antal/Quantity			Art nr Part No	Benämning	Description	Sats Kit	Anmärkning Notes
0020					A26974.0100				DRAWING NO.
0040	1	1			451491.1000	Lock	Cover		
0060	2	1			923170.0001	Tätning	Seal		
0080	3	1			923572.0022	Hydraulpump	Hydraulic pump		
0100	4	2			98150	Bricka	Washer		
0120	5	2			2740	Skruv	Screw		
0140	6	1			5936	Tredoring	Tredoring		
0160	7	1			3465	Adapter	Adapter		
0180	8	1			309171.1000	Hydraulslang	Hydraulic hose		
0200	9	1			5936	Tredoring	Tredoring		
0220	10	1			326716.0100	Filter	Filter		KPL
0221		1			923291.0001	•Filter	•Filter	S S	
0222		1			920052.014	•O-ring	•O-ring		
0240	11	1			306865.3400	Hydraulslang	Hydraulic hose		
0260	12	1			5935	Tredoring	Tredoring		
0280	13	1			3472	Adapter	Adapter		
0300	14	2			5473	Slangklamma	Hose clamp		
0320	15	1			455762.0500	Sugledning	Suction pipe		
0340	16	1			455676.0100	Pumpanslutning	Pump connection		
0360	17	4			2704	Skruv	Screw		
0380	18	2			5443	Flänshalva	Flange half		
0400	19	1			920798.0002	O-ring	O-ring		
0420	20	1			5938	Tredoring	Tredoring		
0440	21	1			3467	Nippel	Nipple		
0460	22	2			920985.0003	Koppling	Fitting		
0480	23	2			5939	Tredoring	Tredoring		
0500	24	1			920523.0013	Högtrycksfilter	High pressure filter		
0520		1			921689.0007	•Filterinsats	•Filter insert		
0521		1			923110.0598	•Packningssats	•Gasket kit		
0540	25	1			308973.2000	Fäste	Bracket		
0560	26	4			920042.005	Skruv	Screw		
0580	27	1			922068.0004	Axel	Shaft		
0600	28	1			308797.4000	Hydraulslang	Hydraulic hose		
0620	29	4			920042.006	Skruv	Screw		
0640	30	1			923225.0002	Ventil	Valve		
0650		1			923110.0232	•Tätningssats	•Seal kit		
0660	31	1			309171.0300	Hydraulslang	Hydraulic hose		
0680	32	1			3473	Adapter	Adapter		
0700	33	1			5937	Tredoring	Tredoring		
0720	34	2			3082	Skruv	Screw		



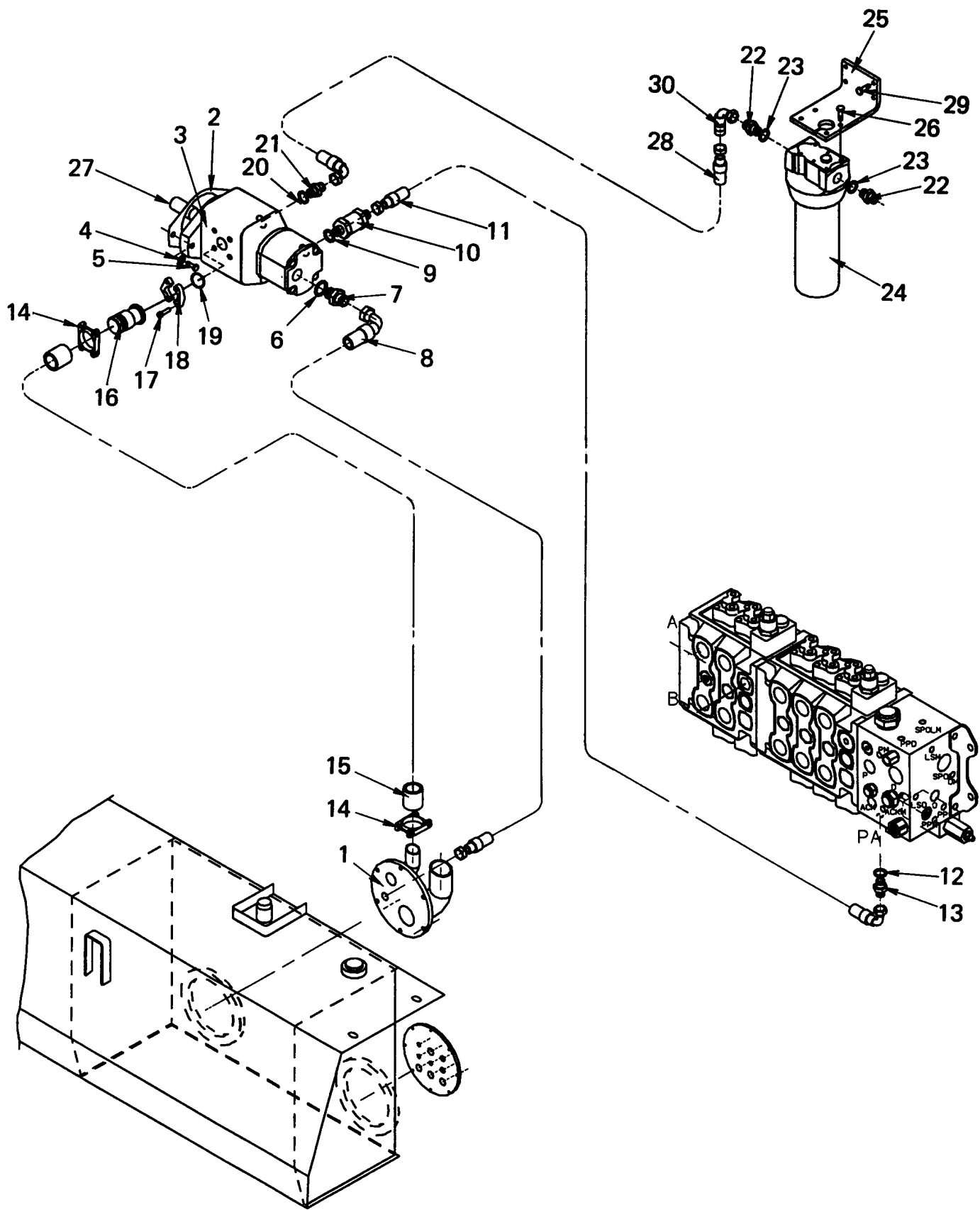
Reservdelar - Spare parts

70

297

3160

3160	Utgåva Issue		Bild nr Picture No		Styr- och ackumulator- laddningspump,slangar, Volvo,A26974.0200		Steering and acc.charging pump,hoses,Volvo, A26974.0200		
	Pos. Fig.	Antal/Quantity			Art nr Part No	Benämning	Description	Sats Kit	Anmärkning Notes
0020					A26974.0200				DRAWING NO.
0040	1	1			451491.1200	Lock	Cover		
0060	2	1			923170.0001	Tätning	Seal		
0080	3	1			923572.0024	Hydraulpump	Hydraulic pump		
0100	4	2			98150	Bricka	Washer		
0120	5	2			2740	Skruv	Screw		
0140	6	1			5936	Tredoring	Tredoring		
0160	7	1			3465	Adapter	Adapter		
0180	8	1			309171.1000	Hydraulslang	Hydraulic hose		
0200	9	1			5936	Tredoring	Tredoring		
0220	10	1			3474	Nippel	Nipple		
0240	11	1			306902.3700	Hydraulslang	Hydraulic hose		
0260	12	1			5936	Tredoring	Tredoring		
0280	13	1			3474	Nippel	Nipple		
0300	14	2			5473	Slangklamma	Hose clamp		
0320	15	1			455762.0700	Sugledning	Suction pipe		
0340	16	1			455676.0100	Pumpanslutning	Pump connection		
0360	17	4			2704	Skruv	Screw		
0380	18	2			5443	Flänshalva	Flange half		
0400	19	1			920798.0002	O-ring	O-ring		
0420	20	1			5938	Tredoring	Tredoring		
0440	21	1			3467	Nippel	Nipple		
0460	22	2			920985.0003	Koppling	Fitting		
0480	23	2			5939	Tredoring	Tredoring		
0500	24	1			920523.0013	Högtrycksfilter	High pressure filter		
0520		1			921689.0007	•Filterinsats	•Filter insert		
0521		1			923110.0598	•Packningssats	•Gasket kit		
0540	25	1			308973.2000	Fäste	Bracket		
0560	26	4			920042.005	Skruv	Screw		
0580	27	1			922068.0004	Axel	Shaft		
0600	28	1			308797.4000	Hydraulslang	Hydraulic hose		
0620	29	4			920042.006	Skruv	Screw		
0640	30	1			923225.0002	Ventil	Valve		
0650		1			923110.0232	•Tätningssats	•Seal kit		
0660	31	1			309171.0300	Hydraulslang	Hydraulic hose		
0680	32	1			3473	Adapter	Adapter		
0700	33	1			5937	Tredoring	Tredoring		
0720	34	2			3082	Skruv	Screw		
0740	35	2			94092	Koppling	Fitting		
0760	36	2			5938	Tredoring	Tredoring		
0780	37	1			920523.0012	Högtrycksfilter	High pressure filter		
0781		1			923636.0383	•Filterinsats	•Filter insert		
0800	38	6			920042.003	Skruv	Screw		
0820	39	1			308973.1000	Fäste	Bracket		
0840	40	1			306902.1500	Hydraulslang	Hydraulic hose		



23352

Reservdelar - Spare parts

70

299

3170

3170	Utgåva Issue		Bild nr Picture No		Styr- och ackumulator- laddningspump,slangar, Volvo,A26974.0300		Steering and acc.charging pump,hoses,Volvo, A26974.0300		
	980615		23352						
	Pos. Fig.	Antal/Quantity			Art nr Part No	Benämning	Description	Sats Kit	Anmärkning Notes
0020					A26974.0300				DRAWING NO.
0040	1	1			451491.1000	Lock	Cover		
0060	2	1			923170.0001	Tätning	Seal		
0080	3	1			923572.0022	Hydraulpump	Hydraulic pump		
0100	4	2			98150	Bricka	Washer		
0120	5	2			2740	Skruv	Screw		
0140	6	1			5936	Tredoring	Tredoring		
0160	7	1			3465	Adapter	Adapter		
0180	8	1			309171.1000	Hydraulslang	Hydraulic hose		
0200	9	1			5936	Tredoring	Tredoring		
0220	10	1			326716.0100	Filter	Filter		
0221		1			923291.0001	•Filter	•Filter	S S	KPL
0222		1			920052.014	•O-ring	•O-ring		
0240	11	1			306865.3400	Hydraulslang	Hydraulic hose		
0260	12	1			5935	Tredoring	Tredoring		
0280	13	1			3472	Adapter	Adapter		
0300	14	2			5473	Slangklamma	Hose clamp		
0320	15	1			455762.0500	Sugledning	Suction pipe		
0340	16	1			455676.0100	Pumpanslutning	Pump connection		
0360	17	4			2704	Skruv	Screw		
0380	18	2			5443	Flänshalva	Flange half		
0400	19	1			920798.0002	O-ring	O-ring		
0420	20	1			5938	Tredoring	Tredoring		
0440	21	1			3467	Nippel	Nipple		
0460	22	2			920985.0003	Koppling	Fitting		
0480	23	2			5939	Tredoring	Tredoring		
0500	24	1			920523.0013	Högtrycksfilter	High pressure filter		
0520		1			921689.0007	•Filterinsats	•Filter insert		
0521		1			923110.0598	•Packningssats	•Gasket kit		
0540	25	1			308973.2000	Fäste	Bracket		
0560	26	4			920042.005	Skruv	Screw		
0580	27	1			922068.0004	Axel	Shaft		
0600	28	1			308797.3900	Hydraulslang	Hydraulic hose		
0620	29	4			920042.006	Skruv	Screw		
0640	30	1			923542.0004	Koppling	Fitting		

Reservdelar - Spare parts

80

1

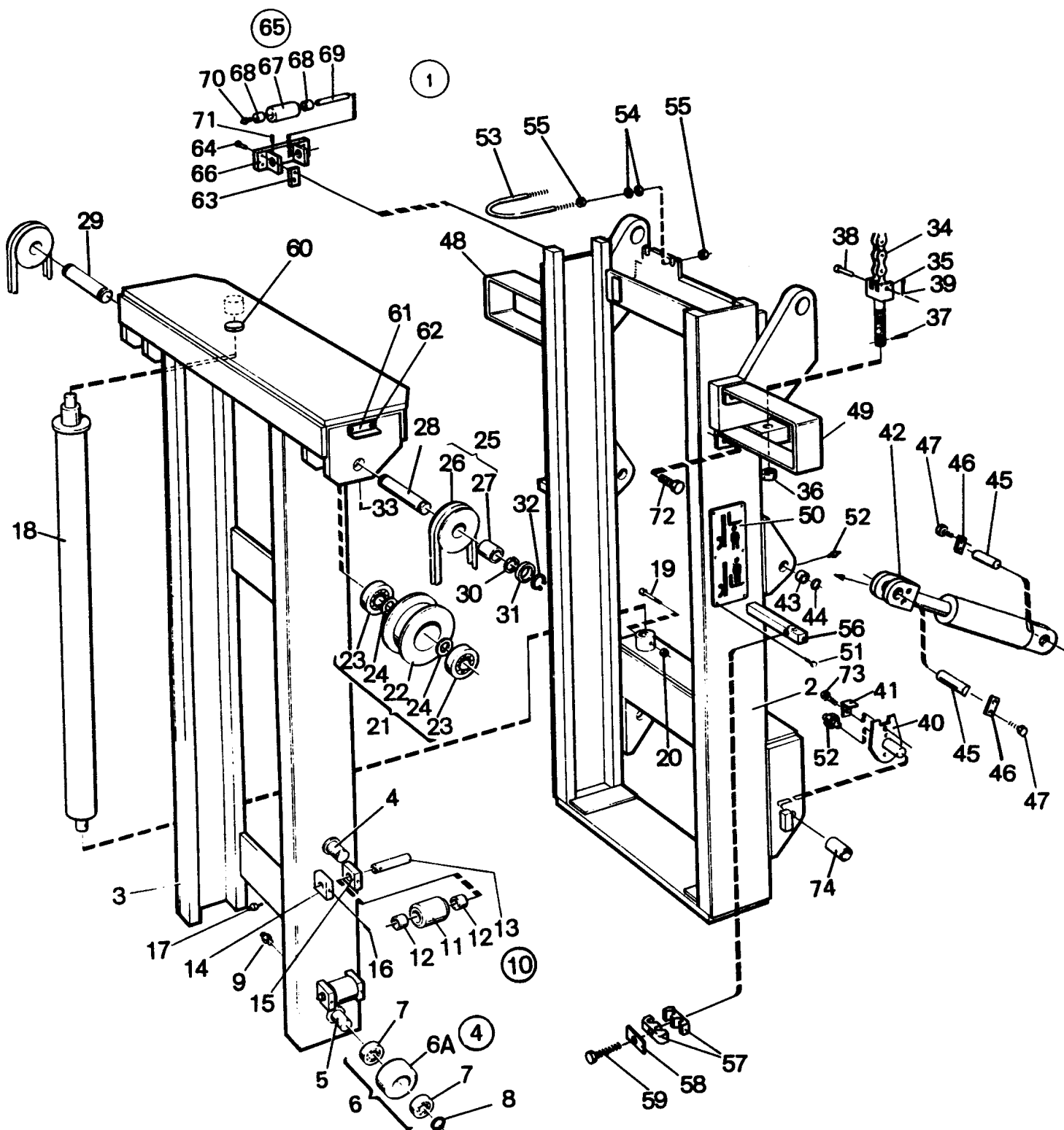
	Utgåva Issue 980615	Lyftstativ och lyftvagn	Lifting mast and lifting carriage		Sida Page
0001					
0020		Lyftstativ, duplex STD 458826.xxxx,	Lifting mast, duplex STD 458826.xxxx,		5
0040		458828.xxxx, 458836.xxxx, 458843.xxxx för	458828.xxxx, 458836.xxxx, 458843.xxxx for		
0060		EC3	EC3		
0080		•Lyftcylinder 455838.xxxx, 455380.xxxx,	•Lifting cylinder 455838.xxxx,		11
0100		455756.xxxx, 458042.xxxx	455380.xxxx, 455756.xxxx, 458042.xxxx		
0120		•Gaffelspridningsvagn 406405.001,	•Fork spreading carriage 406405.001,		13
0140		406405.002, 458682.0100	406405.002, 458682.0100		
0160		•Gaffelspridningsvagn A12752.0100,	•Fork spreading carriage A12752.0100,		15
0180		A12753.0100, .0200, A12754.xxxx	A12753.0100, .0200, A12754.xxxx		
0200		•Gaffelspridningsvagn A12753.1300,	•Fork spreading carriage A12753.1300,		17
0220		A12754.1600	A12754.1600		
0240		•Gaffelspridningsvagn A12764.0100,	•Fork spreading carriage A12764.0100,		19
0260		A12765.0100, A12766.0100, A12766.0200	A12765.0100, A12766.0100, A12766.0200		
0280		med centrumskevning	with central levelling		
0300		•Gaffelspridningsvagn A12754.1700,	•Fork spreading carriage A12754.1700,		23
0320		A12754.1800	A12754.1800		
0340		•Sidoföringsvagn 406722.0100, 0200, 1800,	•Side shifting carriage 406722.0100,		25
0360		450451.0100, 0200, 0300	0200, 1800, 450451.0100, 0200, 0300		
0380		•Sidoföringsvagn CP cylinder	Side shifting carriage CP cylinder		29
0400		450448.0300	450448.0300		
0420		•Vagn för manuellt flyttbara gafflar	•Carriage for manually sliding forks		31
0440		406405.005, 406405.006, 458682.0200	406405.005, 406405.006, 458682.0200		
0450		•Vagn för manuellt flyttbara gafflar	•Carriage for manually sliding forks		33
0451		A12753.1900	A12753.1900		
0460					
0480		Lyftstativ, duplex frilyft,	Lifting mast, duplex free lift,		35
0500		459046.xxxx, 459048.xxxx, 9-13,6/600	459046.xxxx, 459048.xxxx, 9-13,6/600		
0520		Lyftstativ, duplex frilyft,	Lifting mast, duplex free lift,		39
0540		458832.xxxx, 12/1200-16	458832.xxxx, 12/1200-16		
0560		•Lyftcylinder 259050.xxxx	•Lifting cylinder 259050.xxxx		43
0580		•Lyftcylinder 256352.xxxx	•Lifting cylinder 256352.xxxx		45
0600		•Frilyftcylinder 259051.xxxx,	•Free lifting cylinder 259051.xxxx,		47
0620		258713.xxxx, 256348.xxxx	258713.xxxx, 256348.xxxx		
0640		•Gaffelspridningsvagn 9-13,6/600	•Fork spreading carriage 9-13,6/600		49
0660		459052.0100, 459052.0200	459052.0100, 459052.0200		
0680		•Gaffelspridningsvagn 9-13,6/600	•Fork spreading carriage 9-13,6/600		51
0700		A12755.0100, A12756.0100, A12756.0200	A12755.0100, A12756.0100, A12756.0200		
0720		•Gaffelspridningsvagn 12/1200-16	•Fork spreading carriage 12/1200-16		53
0740		406405.039	406405.039		
0760		•Gaffelspridningsvagn 12/1200-16	•Fork spreading carriage 12/1200-16		55
0780		A12757.0100, A12757.0200	A12757.0100, A12757.0200		
0800		•Gaffelspridningsvagn 12/600-16	•Fork spreading carriage 12/600-16		57
0820		A12768.0100, A12769.0100 med centrum-	A12768.0100, A12769.0100 with central		
0840		skevning	levelling		
0860		•Sidoföringsvagn 9-13,6/600	•Side shifting carriage 9-13,6/600		61
0880		•Sidoföringsvagn 12/1200-16	•Side shifting carriage 12/1200-16		63
0900		•Vagn för manuellt flyttbara gafflar,	•Carriage for manually sliding forks,		65
0920		459052.0300	459052.0300		
0940					
0960		Lyftstativ, triplex frilyft 8-13,6 ton	Lifting mast, triplex freelif 8-13,6		67
0980		456809.xxxx 457573.xxxx 458724.xxxx	456809.xxxx 457573.xxxx 458724.xxxx		
1000		Lyftstativ, triplex frilyft 8-13,6 ton	Lifting mast, triplex freelif 8-13,6		73
1020		458913.xxxx för areastyring med	458913.xxxx for area controlled system		
1040		hängande slangar	with hanging hoses		
1060		Lyftstativ, triplex frilyft 12-16 ton	Lifting mast, triplex freelif 12-16 ton		77
1080		456477.xxxx, 457577.xxxx, 457583.xxxx	456477.xxxx, 457577.xxxx, 457583.xxxx		
1100		(centrumplacerad frilyftcylinder)	(freelif cylinder in central position)		
1120		Lyftstativ, triplex frilyft 12-16 ton	Lifting mast, triplex freelif 12-16 ton		83
1140		458855.xxxx för areastyring med	458855.xxxx for area controlled system		
1160		hängande slangar	with hanging hoses		
1180		(centrumplacerad frilyftcylinder)	(freelif cylinder in central position)		
1200		•Lyftcylinder till 456809-, 457573-,	•Lifting cylinder for 456809-, 457573-,		87
1220		458724-, och 458913-	458724-, and 458913-		

Reservdelar - Spare parts

80

2

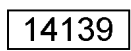
0001	Utgåva Issue 980615	Lyftstativ och lyftvagn	Lifting mast and lifting carriage	
				Sida Page
1240	•Lyftcylinder till 456477.xxxx,		•Lifting cylinder for 456477.xxxx,	89
1260	457577.xxxx,457583.xxxx,458855.xxxx		457577.xxxx,457583.xxxx,458855.xxxx	
1280	•Frilyftcylinder till 456809.xxxx,		•Free lifting cylinder for 456809.xxxx,	91
1300	457573.xxxx,458724.xxxx,458913.xxxx		457573.xxxx,458724.xxxx,458913.xxxx	
1320	•Frilyftcylinder till 456477.xxxx,		•Free lifting cylinder for 456477.xxxx,	93
1340	457577.xxxx,457583.xxxx,458855.xxxx		457577.xxxx,457583.xxxx,458855.xxxx	
1360	•Gaffelspridningsvagn 452109.0300,		•Fork spreading carriage 452109.0300,	95
1380	452109.0600,409462.0700,409462.0900		452109.0600,409462.0700,409462.0900	
1400	•Gaffelspridningsvagn A12758.0100,		•Fork spreading carriage A12758.0100,	99
1420	A12759.0100		A12759.0100	
1440	•Gaffelspridningsvagn A12770.0100 med		•Fork spreading carriage A12770.0100	103
1460	centrumskevning		with central levelling	
1480	•Sidoföringsvagn		•Side shifting carriage	105
1500				
1520	Tiltcylinder A01785.xxxx ERS AV		Tilt cylinder A01785.xxxx ERS AV	107
1540	A11337.xxxx		A11337.xxxx	
1550				
1560	Tiltcylinder A11337.xxxx		Tilt cylinder A11337.xxxx	109
1570				
1580	Gaffelspridningscylinder A01787.xxxx		Fork spreading cylinder A01787.xxxx	111
1590				
1600	Gaffelspridningscylinder A12196.xxxx		Fork spreading cylinder A12196.xxxx	113
1610				
1620	Gaffelspridningscylinder A12780.xxxx		Fork spreading cylinder A12780.xxxx	115
1630				
1640	Sidoföringscylinder A01788.xxxx		Side shifting cylinder A01788.xxxx	117
1650				
1660	Sidoföringscylinder A01789.xxxx		Side shifting cylinder A01789.xxxx	119
1670				
1680	Skevningscylinder A01790.xxxx		Levelling cylinder A01790.xxxx	121
1690				
1700	Skevningscylinder A01285.0100		Levelling cylinder A01285.0100	123
1710				
1720	Skevningscylinder A01792.0100		Levelling cylinder A01792.0100	125
1740				
1760	Gafflar till gaffelspridningsvagn		Forks for fork spreading carriage	
1780	•Spridning/sidoföringsgafflar		•Spreading/shifting forks	127
1800	•Spridning/sidoföringsgafflar		•Spreading/shifting forks	129
1820	A17875.xxxx		A17875.xxxx	
1840	•Skevningsgafflar		•Levelling forks	131
1860	•Fasta gafflar		•Fixed forks	133
1880	•Gafflar, Terminal West		•Forks, Terminal West	135
1900	•Spridning/sidoföringsgafflar		•Spreading/shifting forks	137
1920	A16822.xxxx		A16822.xxxx	
1930				
1940	Gafflar till sidoföringsvagn		Forks for side shifting carriage	
1960	•Skevningsgafflar		•Levelleing forks	139
1980	•Fasta gafflar		•Fixed forks	141



Reservdelar - Spare parts

0105

0105	Utgåva Issue		Bild nr Picture No		Lyftstativ,Duplex STD 458826.xxxx,458828.xxxx, 458836.xxxx,458843.xxxx		Lifting mast,Duplex,STD 458826.xxxx,458828.xxxx, 458836.xxxx,458843.xxxx		
	980615	14139							
	Pos. Fig.	Antal/Quantity			Art nr Part No	Benämning	Description	Sats Kit	Anmärkning Notes
		9-10	12- 13,6 /600	12/ 1200 -16					
0020	1	1				Lyftstativ	Lifting mast		2) FG=200
0040		1			458826.XXXX	Lyftstativ	Lifting mast		2) FG=250
0060			1			Lyftstativ	Lifting mast		2) FG=200
0065			1		458828.XXXX	Lyftstativ	Lifting mast		2) FG=250
0070				1		Lyftstativ	Lifting mast		2) FG=200
0075				1	458836.XXXX	Lyftstativ	Lifting mast		2) FG=250
0077				1	458843.XXXX	Lyftstativ	Lifting mast		2) FOR EC3
0080	2	1			458827.XXXX	•Ytterstativ	•Outer mast		2) FG=250
0085		1				•Ytterstativ	•Outer mast		2) FG=200
0100			1			•Ytterstativ	•Outer mast		2) FG=200
0115			1		458829.XXXX	•Ytterstativ	•Outer mast		2) FG=250
0120				1		•Ytterstativ	•Outer mast		2) FG=200
0125				1	458837.XXXX	•Ytterstativ	•Outer mast		2) FG=250
0140	3	1			455805.XXXX	•Innerstativ	•Inner mast		2) FG=250
0145		1			455805.XXXX	•Innerstativ	•Inner mast		2) FG=200
0160			1		455808.XXXX	•Innerstativ	•Inner mast		2) FG=250
0165			1		455808.XXXX	•Innerstativ	•Inner mast		2) FG=200
0180				1	409382.XXXX	•Innerstativ	•Inner mast		2) FG=200
0185				1	409382.XXXX	•Innerstativ	•Inner mast		2) FG=250
0200	4	4	4			••Stativhjul	••Mast wheel		KPL DRAW.409358-0100
0220				4		••Stativhjul	••Mast wheel		KPL DRAW.409359-0100
0240	5	4	4		405809.001	•••Axeltapp	•••Shaft pivot		Ø60
0260				4	405809.003	•••Axeltapp	•••Shaft pivot		Ø80
0280	6	4	4		406531.001	•••Stativhjul	•••Mast wheel		DELKPL/SUB ASS
0300				4	406532.001	•••Stativhjul	•••Mast wheel		DELKPL/SUB ASS
0320	6A	4	4		405810.001	••••Stativhjul	••••Mast wheel		
0340				4	405810.002	••••Stativhjul	••••Mast wheel		
0360	7	8	8		97011	••••Lager	••••Bearing		
0380				8	97025	••••Lager	••••Bearing		
0400	8	4	4		5517	•••Spårring	•••Retaining ring		
0420				4	95102	•••Spårring	•••Retaining ring		
0440	9	4	4	4	160	•••Smörjnippel	•••Lubricant nipple		RAK
0480	10	4	4	4	407269.0500	••Stödrulle	••Support roller		KPL
0520	11	4	4	4	405796.0200	•••Stödrulle	•••Support roller		
0560	12	8	8	8	97039	•••Lager	•••Bearing		
0600	13	4	4	4	309743.0100	•••Axel	•••Shaft		
0640	14	4	4	4	405797.001	•••Fäste	•••Bracket		
0680	15	4	4	4	405797.001	•••Fäste	•••Bracket		
0700	16	4	4	4	920055.001	•••Skruv	•••Screw		
0725	17	4	4	4	455859.0100	•••Smörjnippel	•••Lubricant nipple		FÖRLÄNGD/PROLONGED 37
0740	18	2			455838.XXXX	•Lyftcylinder	•Lifting cylinder		SEE GR 80, PAGE 11
0745			2		455380.XXXX	•Lyftcylinder	•Lifting cylinder		SEE GR 80, PAGE 11
0760				2	455756.XXXX	•Lyftcylinder	•Lifting cylinder		SEE GR 80, PAGE 11
0765				2	458042.XXXX	•Lyftcylinder	•Lifting cylinder		SEE GR 80, PAGE 11
0780	19	4	4	4	920042.040	•Skruv	•Screw		
0800	20	4	4	4	5590	•Mutter	•Nut		
0825	21	2	2	2	406534.001	•Kedjehjul	•Chain wheel		KPL
0840	22	2	2	2	405815.001	•Kedjehjul	•Chain wheel		
0860	23	4	4	4	920372.002	•Lager	•Bearing		
0880	24								NOT USED
0900	25								NOT USED
0920	26	4	4	4	923119.0001	•Slanghjul	•Hose wheel		
0940	27								NOT USED
0960	28	1	1	1	405971.005	•Axel	•Shaft		L=261
0980		1	1	1	405971.006	•Axel	•Shaft		L=293 SF S ONLY
0990	29	1	1	1	405971.005	•Axel	•Shaft		L=261
1020		1	1	1	405971.002	•Axel	•Shaft		L=171 SF,SF S ONLY
1040	30	12	12	12	920370.001	•Justermellanlägg	•Shim		
1050		12	12	12	920370.002	•Justermellanlägg	•Shim		DACROLIT

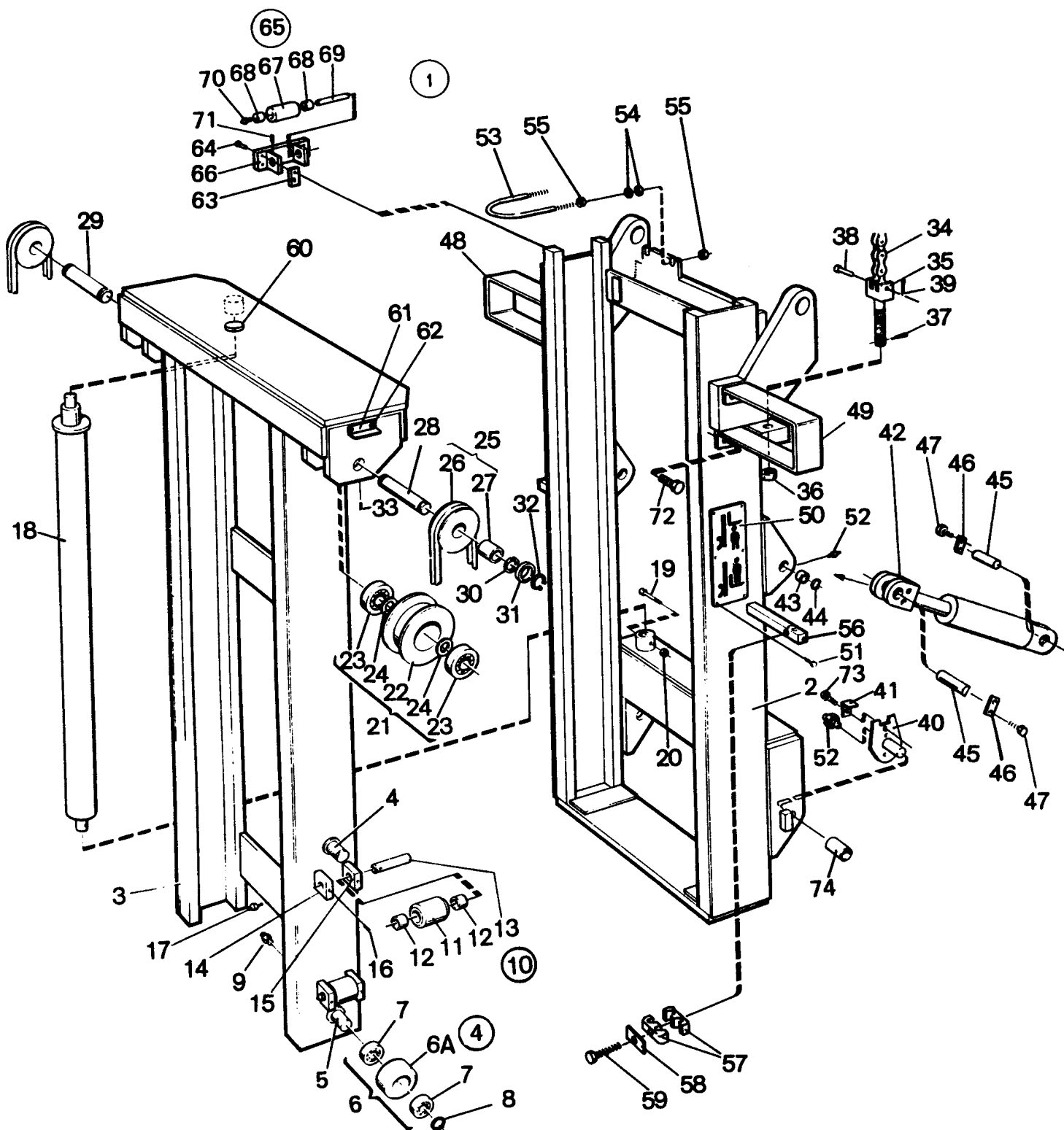


Reservdelar - Spare parts

0105	Utgåva Issue		Bild nr Picture No		Lyftstativ,Duplex STD 458826.xxxx,458828.xxxx, 458836.xxxx,458843.xxxx		Lifting mast,Duplex,STD 458826.xxxx,458828.xxxx, 458836.xxxx,458843.xxxx		
	Pos. Fig.	Antal/Quantity			Art nr Part No	Benämning	Description	Sats Kit	Anmärkning Notes
		9-10	12- 13,6 /600	12/ 1200 -16					
1060	31	2	2	2	407068.0100	•Distans	•Spacer		GFS,SF
1080	32	4	4	4	5517	•Spårring	•Retaining ring		
1100	33	2	2	2	920069.022	•Stoppsskruv	•Stop screw		73) 1 1/2",METERVARA
1120	34	ERF			920089.003	•Kedja std-längd 5 m	•Chain std-length 5 m		
1122		ERF			921380.0002	•Skarvlänk	•Splice link		73) 2",METERVARA
1130			ERF	ERF	920089.004	•Kedja std-längd 5 m	•Chain std-length 5 m		
1132			ERF	ERF	921380.0003	•Skarvlänk	•Splice link		
1140	35	2			A09994.0100	•Kedjesträckare	•Chain tightener		
1143			2	2	A09994.0200	•Kedjesträckare	•Chain tightener		72) Ø70
1160	36	2	2	2	920076.010	•Låsmutter	•Lock nut		
1180	37	2	2	2	95008	•Saxpinne	•Split pin		72)
1200	38	4			406210.001	•Axel	•Shaft		
1205			4	4	406210.002	•Axel	•Shaft		SEE GR 80, PAGE 107
1220	39	4	4	4	95007	•Pinne	•Pin		
1240	40	2	2	2	358595.0100	•Axel	•Shaft		72)
1260	41	2	2	2	A00535.0100	•Vikbricka	•Fold washer		
1290	42	2	2	2	A01785.XXXX	•Tiltcylinder	•Tilt cylinder		72)
1295									
1300	43	2	2	2	2564	•Ledlager	•Guide bearing		
1320	44	4	4	4	2585	•Spårring	•Retaining ring		
1340	45	4	4	4	405970.001	•Axel	•Shaft		72)
1360	46	4	4	4	405974.001	•Låsbricka	•Lock washer		
1380	47	8	8	8	920099.025	•Skruv	•Screw		72)
1400	48	1	1	1	450523.0100	•Lamphållare	•Lamp holder		
1405									H,LH-4500, ERS AV 450524.0100
1420		1	1	1	450524.0100	•Lamphållare	•Lamp holder		
1480	49	1	1	1	450523.0100	•Lamphållare	•Lamp holder		H,LH4750- V,LH-4500 ERS AV 450524.0100 V,LH4750-
1485									
1500		1	1	1	450524.0100	•Lamphållare	•Lamp holder		
1560	50	2	2	2	A30771.0100	•Skylt	•Sign		
1580	51	12	12	12	920086.003	•Skruv	•Screw		72),RAK
1600	52	2	2	2	160	•Smörjnippel	•Lubricant nipple		
1640	53	2	2	2	407063.0100	•Klammer	•Clamp		
1660	54	8	8	8	98154	•Bricka	•Washer		
1680	55	8	8	8	920068.001	•Mutter	•Nut		4 SLANGAR/4 HOSES, L=275
1700	56	2	2	2	409841.0100	•Slanghållare	•Hose holder		
1701									6 SLANGAR/6 HOSES, L=343
1710		2	2	2	409841.0200	•Slanghållare	•Hose holder		
1711									2 SLANGAR/2 HOSES, L=90
1715		2	2	2	409841.0500	•Slanghållare	•Hose holder		
1716									
1720	57	ERF	ERF	ERF	352670.0500	•Klammer	•Clamp		
1740	58	ERF	ERF	ERF	920799.0003	•Täckplatta	•Cover plate		2 SLANGHJUL/HOSEWHEEL 3 SLANGHJUL/HOSEWHEEL 4 SLANGHJUL/HOSEWHEEL
1760	59	ERF	ERF	ERF	3076	•Skruv	•Screw		
1780	60	ERF	ERF	ERF	408533.0100	•Justermellanlägg	•Shim		
1800	61	2	2	2	308149.0100	•Slangskydd	•Hose protection		
1820		2	2	2	308149.0200	•Slangskydd	•Hose protection		
1840		2	2	2	308149.0300	•Slangskydd	•Hose protection		
1900	62	4	4	4	920099.065	•Skruv	•Screw		TJL=1 MM TJL=3 MM
1920	63	ERF	ERF	ERF	409423.0100	•Justermellanlägg	•Shim		
1940		ERF	ERF	ERF	409423.0300	•Justermellanlägg	•Shim		
1960	64	8	8		920728.136	•Skruv	•Screw		
1965				8	920728.147	•Skruv	•Screw		KPL KPL
1980	65	2	2		309354.0200	•Toppstödrulle	•Top support roller		
2000				2	309354.0100	•Toppstödrulle	•Top support roller		
2020	66	2	2		409353.0200	•Fäste	•Bracket		
2040				2	409353.0100	•Fäste	•Bracket		

72. Obs pos.nr 40,41,42,45,46,47,52 och 74 ingår ej i stativ NOTE pos.no.40,41,42,45,46,47,52 and 74 not included in lifting mast assy.

73. Lagerföres i standardlängder. Kan mot pristillägg, även levereras i speciallängder. Stored in standard lengths. Can also be delivered in special lengths with a price addition.

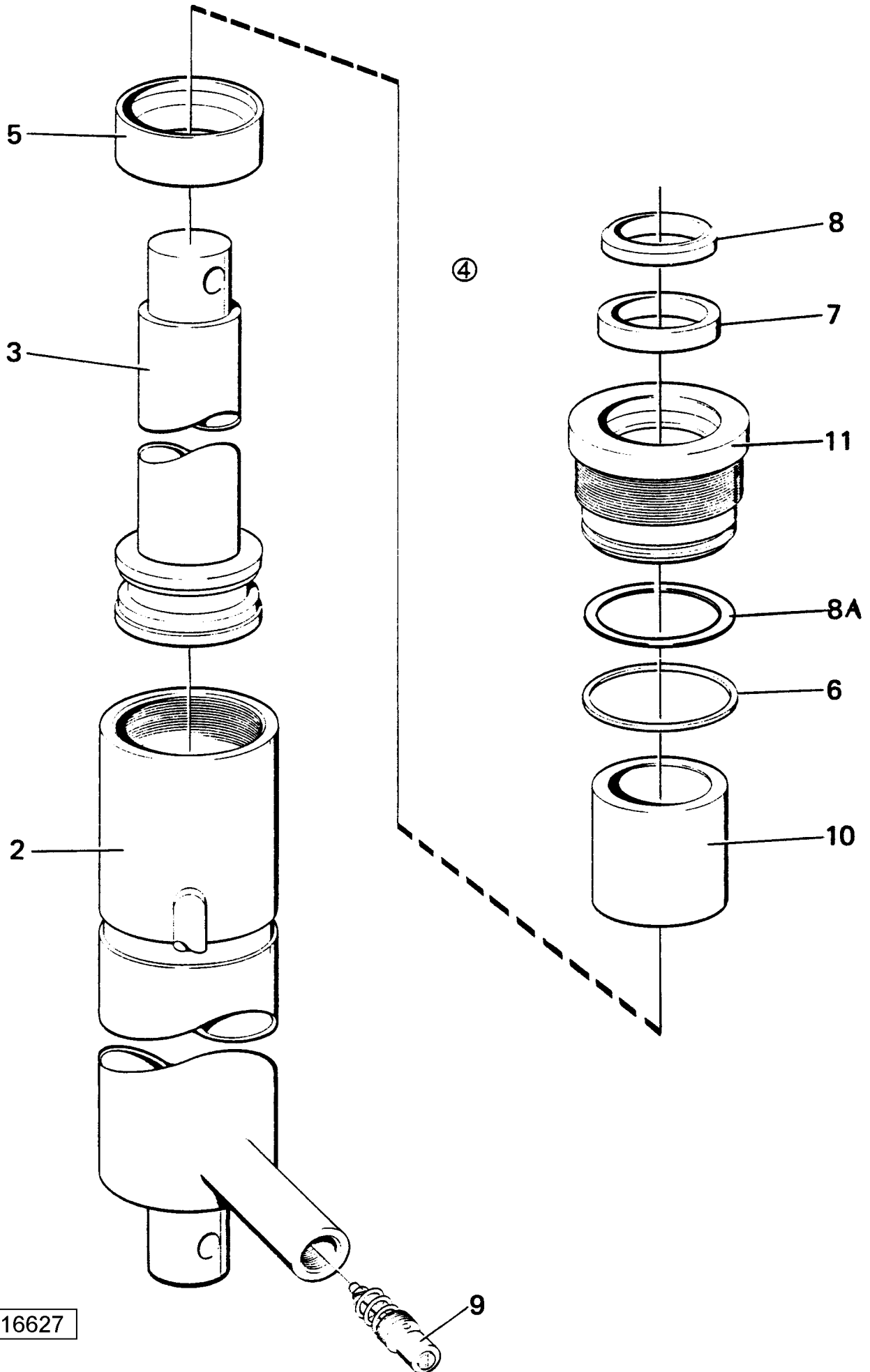


Reservdelar - Spare parts
80
9

0105

0105	Utgåva Issue		Bild nr Picture No		Lyftstativ, Duplex STD 458826.xxxx, 458828.xxxx, 458836.xxxx, 458843.xxxx		Lifting mast, Duplex, STD 458826.xxxx, 458828.xxxx, 458836.xxxx, 458843.xxxx		
	980615	14139							
	Pos. Fig.	Antal/Quantity			Art nr Part No	Benämning	Description	Sats Kit	Anmärkning Notes
	9-10	12- 13,6 /600	12/ 1200 -16						
2060	67	2	2	2	405796.0300	••Stödrulle	••Support roller		90°
2080	68	4	4	4	2458	••Lager	••Bearing		
2100	69	2	2	2	405800.003	••Axel	••Shaft		
2120	70	2	2	2	167	••Smörjnippel	••Lubricant nipple		
2140	71	4	4	4	99046	••Stoppskruv	••Stop screw		
2160	72	12	12	12	920042.005	•Skruv	•Screw		
2170	73	2	2	2	920373.096	•Skruv	•Screw		
2180	74	2	2	2	97023	Bussning	Bushing	72)	

①



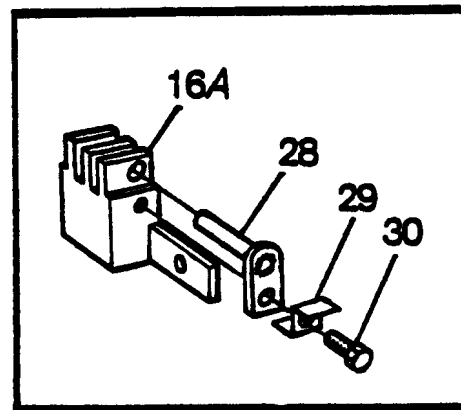
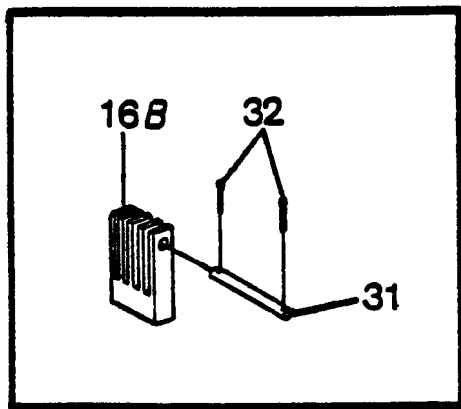
Reservdelar - Spare parts

0110

0110	Utgåva Issue	Bild nr Picture No			Lyftcylinder till Duplex STD stativ	Lifting cylinder for Duplex STD mast			
	980615	16627							
	Pos. Fig.	Antal/Quantity			Art nr Part No	Benämning	Description	Sats Kit	Anmärkning Notes
		9-10	12- 600	12- 1200 16					
0020	1	1			455838.XXXX	Lyftcylinder	Lifting cylinder		2)KPL
0025			1		455380.XXXX	Lyftcylinder	Lifting cylinder		2)KPL
0030				1	455756.XXXX	Lyftcylinder	Lifting cylinder		2)KPL
0035				1	458042.XXXX	Lyftcylinder	Lifting cylinder		2)KPL FOR EC3
0040	2	1			355839.XXXX	•Cylinderrör	•Cylinder pipe		2)KPL
0045			1		355384.XXXX	•Cylinderrör	•Cylinder pipe		2)KPL
0050				1	355760.XXXX	•Cylinderrör	•Cylinder pipe		2)KPL
0055				1	358043.XXXX	•Cylinderrör	•Cylinder pipe		2)KPL FOR EC3
0060	3	1			306412.XXXX	•Kolvstång	•Piston rod		2)KPL
0065			1		355382.XXXX	•Kolvstång	•Piston rod		2)KPL
0070				1	355758.XXXX	•Kolvstång	•Piston rod		2)KPL
0075				1	352543.XXXX	•Kolvstång	•Piston rod		2)KPL FOR EC3
0080	4	1			920744.0003	•Packningssats	•Gasket kit		Ø 100
0100			1		454452.3300	•Packningssats	•Gasket kit		Ø 110
0110				1	920744.0004	•Packningssats	•Gasket kit		Ø 125
0115				1	920744.0021	•Packningssats	•Gasket kit		Ø100 FOR EC3
0120	5	1			96031	••Kolvtätning	••Piston seal	S	
0140			1		920114.011	••Kolvtätning	••Piston seal	S	
0145				1	920114.003	••Kolvtätning	••Piston seal	S	
0150				1	96031	••Kolvtätning	••Piston seal	S	FOR EC3
0160	6	1			1357	••O-ring	••O-ring	S	
0180			1		920052.016	••O-ring	••O-ring	S	
0185				1	920052.016	••O-ring	••O-ring	S	FOR EC3
0200	7	1			920102.001	••Manschett	••Seal	S	
0220			1	1	96066	••Manschett	••Seal	S	
0225				1	96063	••Manschett	••Seal	S	FOR EC3
0240	8	1			96074	••Avstrykare	••Wiper	S	
0260			1	1	96076	••Avstrykare	••Wiper	S	
0265				1	96073	••Avstrykare	••Wiper	S	FOR EC3
0270	8A	1			5743	••Stödring	••Back-up ring	S	54)
0275			1	1	921464.0005	••Stödring	••Back-up ring	S	54)
0280	9	1			920054.010	•Sänkbromsventil	•Lowering check valve		
0285			1		920054.009	•Sänkbromsventil	•Lowering check valve		
0290				1	920054.008	•Sänkbromsventil	•Lowering check valve		
0295				1	920054.010	•Sänkbromsventil	•Lowering check valve		FOR EC3
0300	10	1			405360.002	•Distans	•Spacer		
0320			1		405360.026	•Distans	•Spacer		
0340				1	405360.027	•Distans	•Spacer		
0345				1	405360.020	•Distans	•Spacer		FOR EC3
0410	11	1			A00300.1700	•Cylinderhuvud	•Cylinder head		
0423			1	1	A00300.2300	•Cylinderhuvud	•Cylinder head		
0435				1	A00300.2200	•Cylinderhuvud	•Cylinder head		FOR EC3

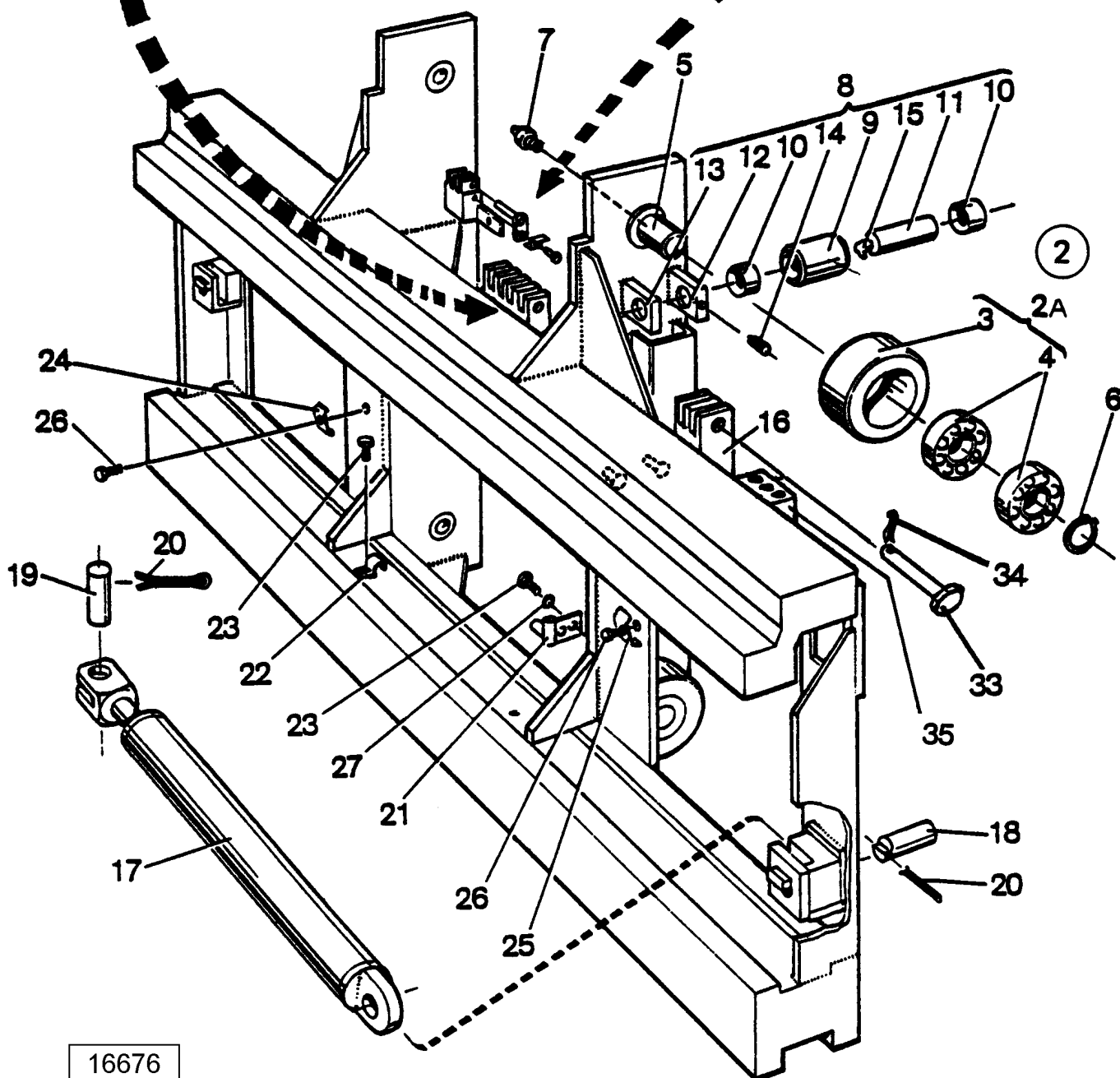
2. Vid beställning angiv truckmodell, tillverkningsnummer och lyfthöjd When ordering state FLT type, manufacturing number and lifting height.

54. Gäller för cylinderhuvud A00300.1900 Valid for cylinder head A00300.1900



①

②

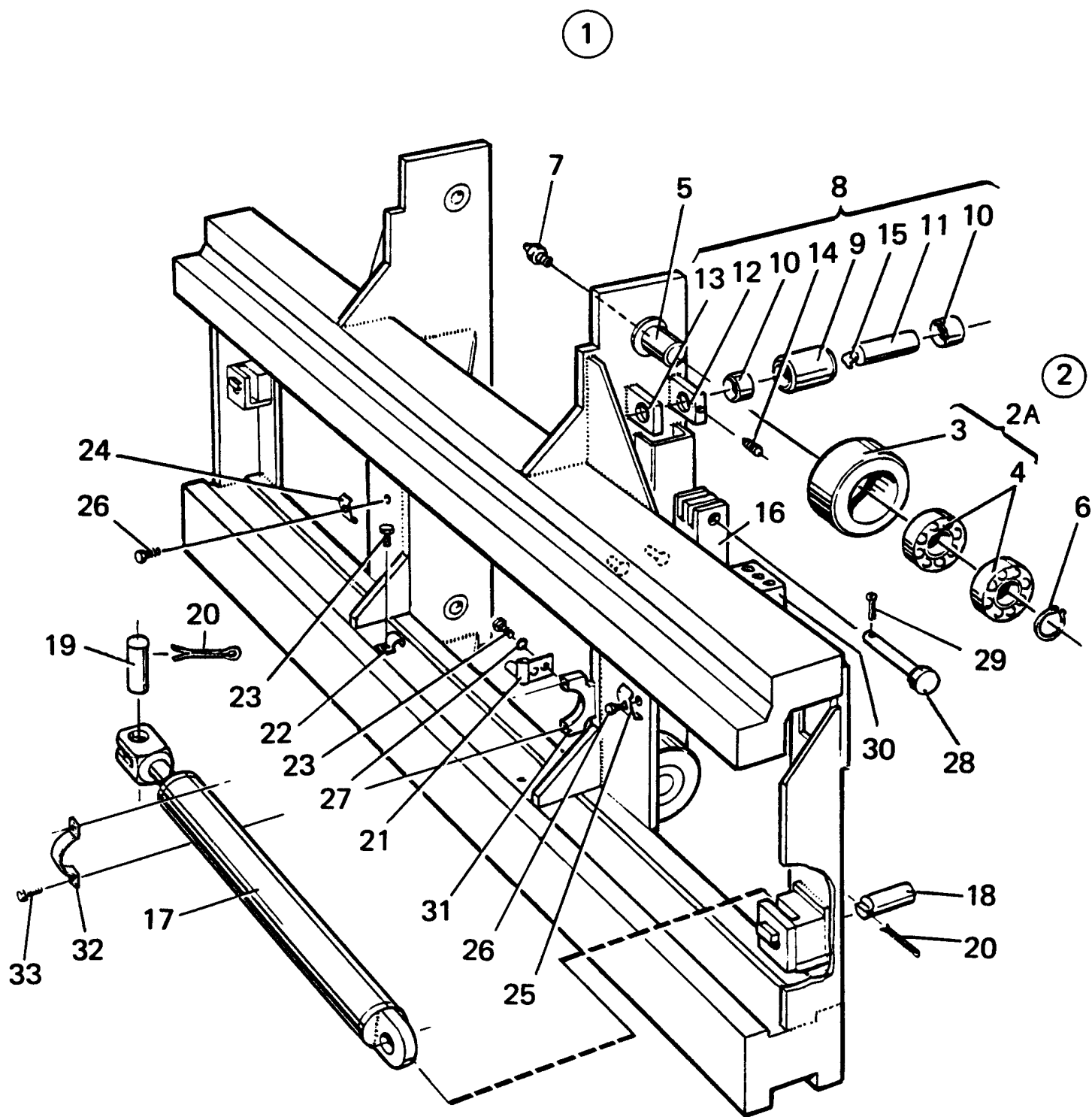


Reservdelar - Spare parts

0150	Utgåva Issue		Bild nr Picture No		Gaffelspridningsvagn till Duplex STD stativ		Fork spreading carriage for Duplex STD mast		
	980615		16676						
	Pos. Fig.	Antal/Quantity			Art nr Part No	Benämning	Description	Sats Kit	Anmärkning Notes
9-10		12- 13,6 /600	12/ 1200 -16						
0020	1	1			406405.001	Gaffelspridningsvagn	Fork spreading carriage		2)KPL
0027			1		458682.0100	Gaffelspridningsvagn	Fork spreading carriage		2)KPL
0030				1	406405.002	Gaffelspridningsvagn	Fork spreading carriage		2)KPL
0035	2	4	4			•Stativhjul	•Mast wheel		KPL DRAW.409356.0100
0037				4		•Stativhjul	•Mast wheel		KPL DRAW.409357.0100
0040	2A	4	4		406531.001	••Stativhjul	••Mast wheel		KPL
0060				4	406532.001	••Stativhjul	••Mast wheel		KPL
0080	3	4	4		405810.001	•••Stativhjul	•••Mast wheel		
0100				4	405810.002	•••Stativhjul	•••Mast wheel		
0120	4	8	8		97011	•••Kullager	•••Ball bearing		
0140				8	97025	•••Kullager	•••Ball bearing		
0160	5	4	4		405809.002	••Axeltapp	••Shaft pivot		Ø 60
0180				4	405809.004	••Axeltapp	••Shaft pivot		Ø 80
0200	6	4	4		5517	••Spärring	••Retaining ring		
0220				4	95102	••Spärring	••Retaining ring		
0240	7	4	4	4	160	••Smörjnippel	••Lubricant nipple		
0270	8	4	4	4	407269.0700	•Stödulle	•Support roller		KPL
0280	9	4	4	4	405796.0200	•Stödulle	•Support roller		
0300	10	8	8	8	97039	••Bussning	••Bushing		
0330	11	4	4	4	309743.0100	••Axel	••Shaft		
0340	12	4	4	4	405797.001	••Öra	••Ear		
0370	13	4	4	4	405797.001	••Öra	••Ear		
0390	14	8	8	8	920055.001	••Stoppskruv	••Stop screw		
0400	15	4	4	4	455859.0100	••Smörjnippel	••Lubricant nipple		
0418		4	4	4	454592.0200	••Smörjnippel	••Lubricant nipple		FÖRLÄNGD/PROLONGED 57
0420	16	2			306263.001	•Kedjefäste	•Chain attachment		
0435			2	2	306263.002	•Kedjefäste	•Chain attachment		
0450	16A								NOT USED
0456	16B								NOT USED
0470	17	2	2	2	A01787.XXXX	•Gaffelspridningscylinder	•Fork spreading cylinder		SEE GR 80, PAGE 111
0480	18	2	2	2	R31224.005	•Axel	•Shaft		
0500	19	2	2	2	R31224.001	•Axel	•Shaft		
0520	20	4	4	4	95011	•Saxpinne	•Split pin		
0550	21	1	1	1	407343.0300	•Fäste med T-rör	•Bracket with T-pipe		1/2"
0560	22	ERF	ERF	ERF	406536.001	•Klammer	•Clamp		
0580	23	ERF	ERF	ERF	920099.027	•Skruv	•Screw		
0600	24	1	1	1	407351.0100	•Klammer	•Clamp		
0620	25	1	1	1	R41581.001	•Klammer	•Clamp		GFS
0640	26	ERF	ERF	ERF	920099.073	•Skruv	•Screw		
0660	27	9	9	9	920098.025	•Bricka	•Washer		
0680	28								NOT USED
0700	29								NOT USED
0720	30								NOT USED
0740	31			1	R41599.002	•Sprint	•Peg		110)
0760	32			2	95004	•Saxpinne	•Split pin		110)
0780	33	2	2		406210.001	•Axel	•Shaft		
0800				2	406210.002	•Axel	•Shaft		
0820	34	2	2	2	95007	•Saxpinne	•Split pin		
0840	35	2	2	2	450087.0100	•Slangfäste	•Hose attachment		

2. Vid beställning angiv truckmodell, tillverkningsnummer och lyfthöjd When ordering state FLT type, manufacturing number and lifting height.

110. Gäller för centrumpacerad lyftcylinder. Valid for lifting cylinder in central position.

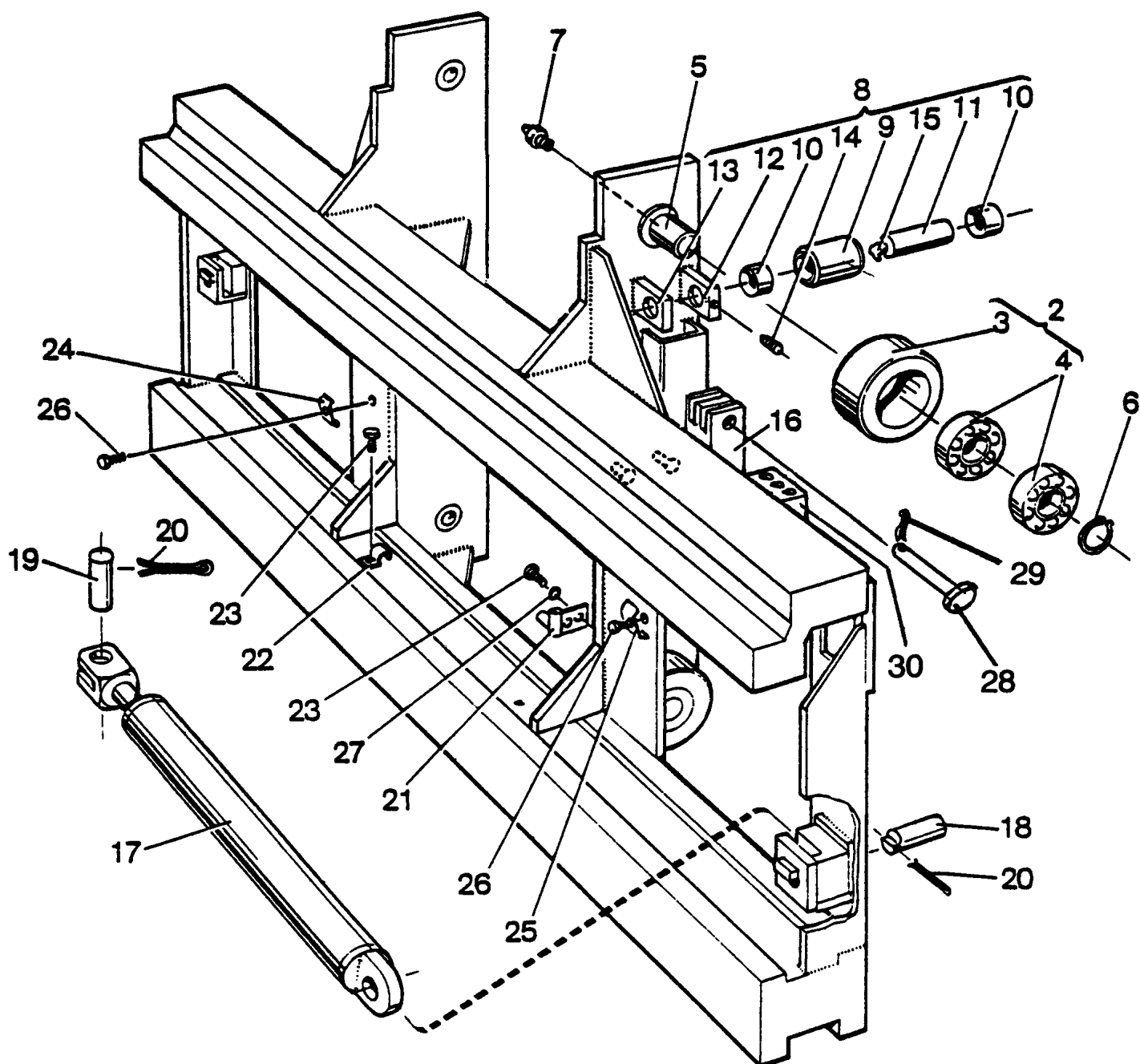


Reservdelar - Spare parts

0155

0155	Utgåva Issue		Bild nr Picture No		Gaffelspridningsvagn till Duplex STD stativ		Fork spreading carriage for Duplex STD mast		
	980615		21781						
	Pos. Fig.	Antal/Quantity			Art nr Part No	Benämning	Description	Sats Kit	Anmärkning Notes
		9-10	12- 13,6 /600	12/ 1200 -16					
0020	1	1			A12752.0100	Gaffelspridningsvagn	Fork spreading carriage		2)KPL, VB=2450
0027			1		A12753.0100	Gaffelspridningsvagn	Fork spreading carriage		2)KPL, VB=2450
0028			1		A12753.0200	Gaffelspridningsvagn	Fork spreading carriage		2)KPL, VB=2750
0030				1	A12754.0100	Gaffelspridningsvagn	Fork spreading carriage		2)KPL, VB=2500
0031				1	A12754.0200	Gaffelspridningsvagn	Fork spreading carriage		2)KPL, VB=2950
0032				1	A12754.0300	Gaffelspridningsvagn	Fork spreading carriage		2)KPL, VB=3450
0033				1	A12754.0400	Gaffelspridningsvagn	Fork spreading carriage		2)KPL, VB=2700
0035	2	4	4			•Stativhjul	•Mast wheel		KPL DRAW.409356.0100
0037				4		•Stativhjul	•Mast wheel		KPL DRAW.409357.0100
0040	2A	4	4		406531.001	••Stativhjul	••Mast wheel		KPL
0060				4	406532.001	••Stativhjul	••Mast wheel		KPL
0080	3	4	4		405810.001	•••Stativhjul	•••Mast wheel		
0100				4	405810.002	•••Stativhjul	•••Mast wheel		
0120	4	8	8		97011	•••Kullager	•••Ball bearing		
0140				8	97025	•••Kullager	•••Ball bearing		
0160	5	4	4		405809.002	••Axeltapp	••Shaft pivot		Ø 60
0180				4	405809.004	••Axeltapp	••Shaft pivot		Ø 80
0200	6	4	4		5517	••Spårring	••Retaining ring		
0220				4	95102	••Spårring	••Retaining ring		
0240	7	4	4	4	160	••Smörjnippel	••Lubricant nipple		
0270	8	4	4	4	407269.0700	•Stödrulle	•Support roller		KPL
0280	9	4	4	4	405796.0200	••Stödrulle	••Support roller		
0300	10	8	8	8	97039	••Bussning	••Bushing		
0330	11	4	4	4	309743.0100	••Axel	••Shaft		
0340	12	4	4	4	405797.001	••Öra	••Ear		
0370	13	4	4	4	405797.001	••Öra	••Ear		
0390	14	8	8	8	920055.001	••Stoppskruv	••Stop screw		
0400	15	4	4	4	455859.0100	••Smörjnippel	••Lubricant nipple		
0418		4	4	4	454592.0200	••Smörjnippel	••Lubricant nipple		FÖRLÄNGD/PROLONGED 57
0420	16	2			306263.001	•Kedjefäste	•Chain attachment		
0435			2	2	306263.002	•Kedjefäste	•Chain attachment		
0470	17	2	2	2	A12196.XXXX	•Gaffelspridningscylinder	•Fork spreading cylinder		SEE GR 80, PAGE 113
0480	18	2	2	2	R31224.005	•Axel	•Shaft		
0500	19	2	2	2	R31224.001	•Axel	•Shaft		
0520	20	4	4	4	95011	•Saxpinne	•Split pin		
0550	21	1	1	1	407343.0300	•Fäste med T-rör	•Bracket with T-pipe		1/2"
0560	22	ERF	ERF	ERF	406536.001	•Klammer	•Clamp		
0580	23	ERF	ERF	ERF	920099.027	•Skruv	•Screw		
0600	24	1	1	1	R41581.001	•Klammer	•Clamp		
0620	25	1	1	1	R41581.001	•Klammer	•Clamp		GFS
0640	26	ERF	ERF	ERF	920074.105	•Skruv	•Screw		
0660	27	9	9	9	920098.025	•Bricka	•Washer		
0780	28	2	2		406210.001	•Axel	•Shaft		
0800				2	406210.002	•Axel	•Shaft		
0820	29	2	2	2	95007	•Saxpinne	•Split pin		
0840	30	2	2	2	450087.0100	•Slangfäste	•Hose attachment		
0860	31		2	2	408125.0100	•Stöd	•Support		VB=2750-
0880	32		2	2	409714.0100	•Stöd	•Support		VB=2750-
0900	33		4	4	920728.136	•Skruv	•Screw		VB=2750-

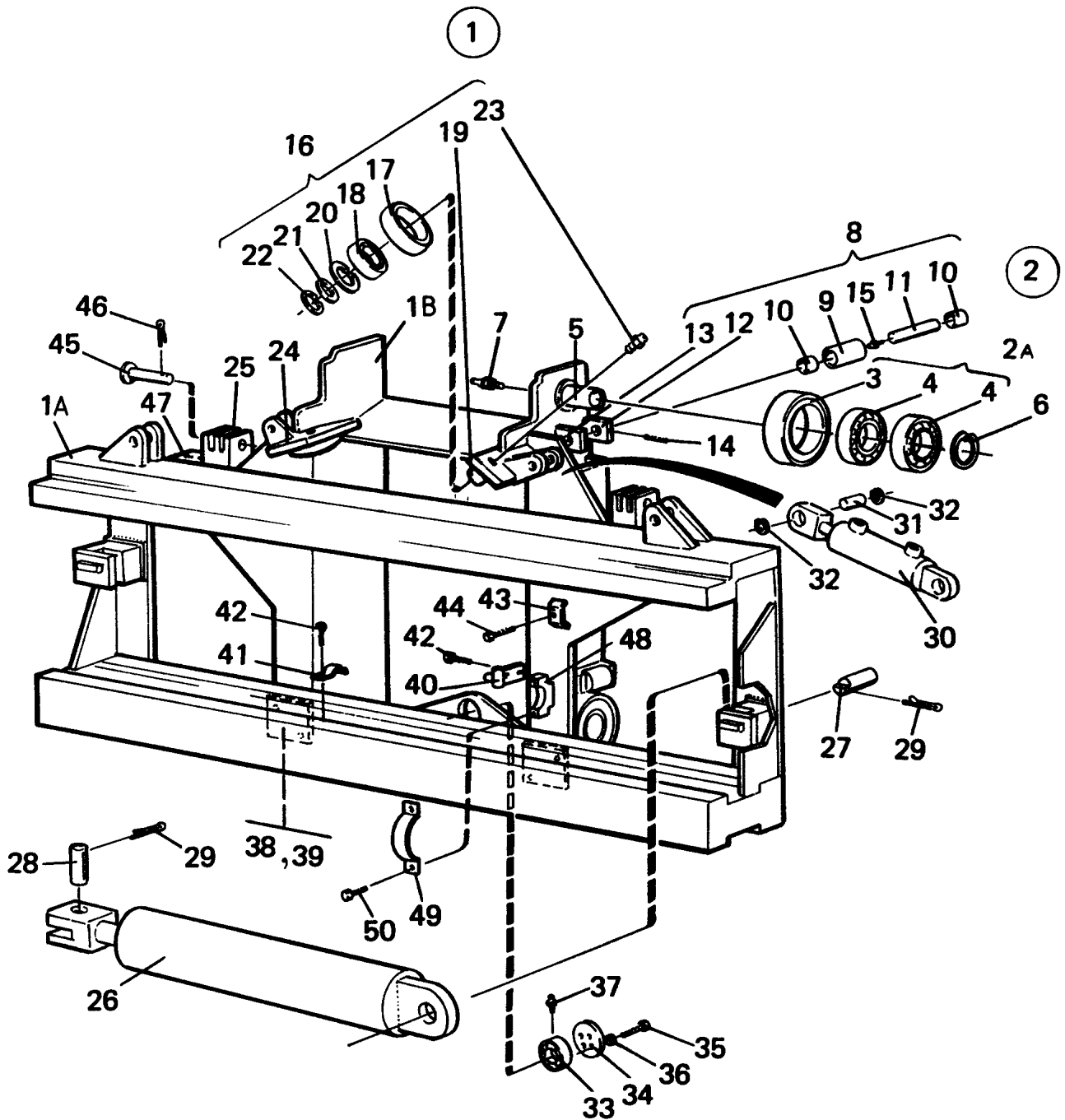
①



Reservdelar - Spare parts

0156

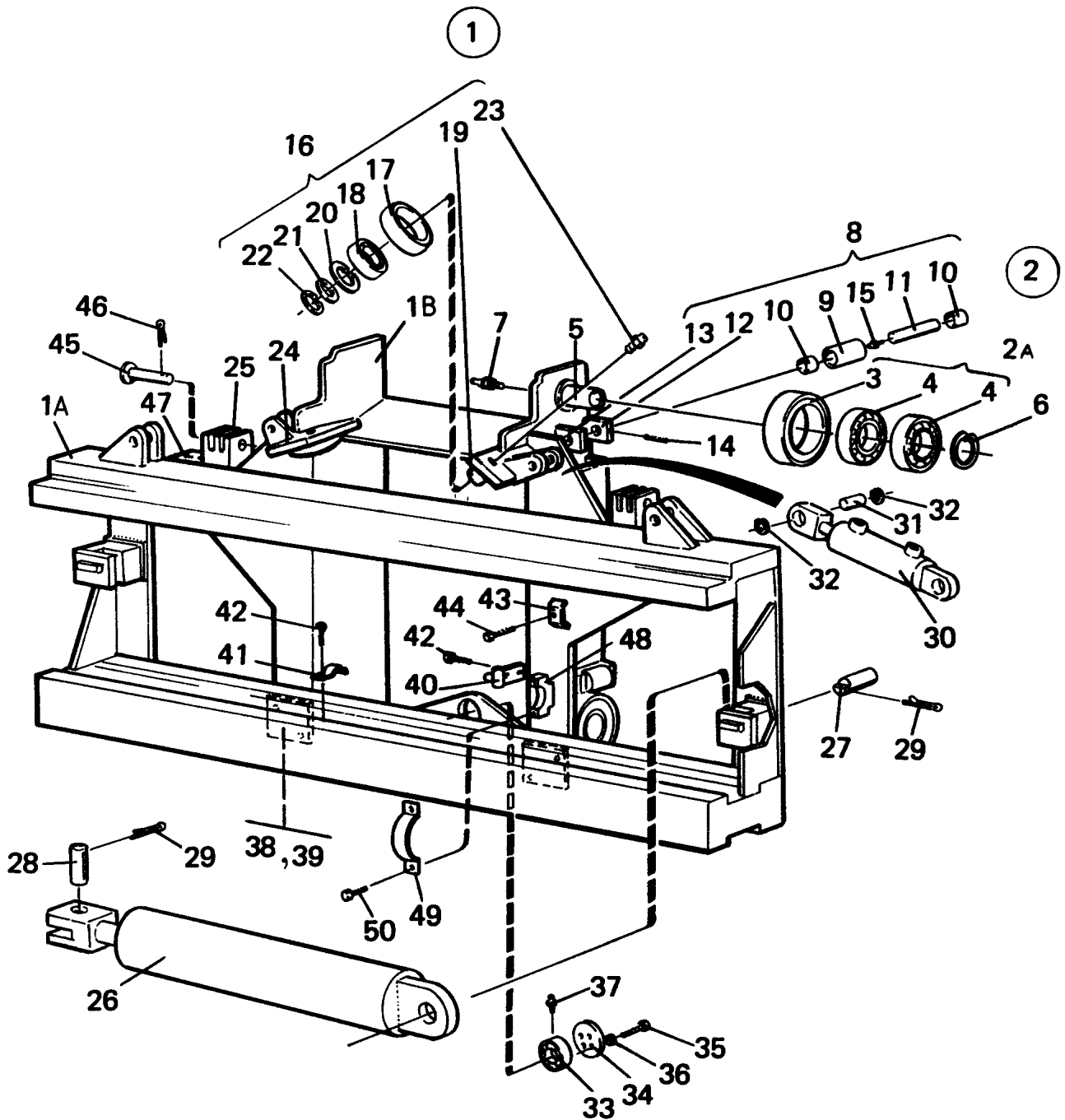
0156	Utgåva Issue		Bild nr Picture No		Gaffelspridningsvagn till Duplex STD stativ A12753.1300,A12754.1600		Fork spreading carriage for Duplex STD mast A12753.1300,A12754.1600		
	Pos. Fig.	Antal/Quantity			Art nr Part No	Benämning	Description	Sats Kit	Anmärkning Notes
			12- 13,6 /600	12/ 1200 -16					
0020	1		1		A12753.1300	Gaffelspridningsvagn	Fork spreading carriage		2)KPL, VB=2450
0040				1	A12754.1600	Gaffelspridningsvagn	Fork spreading carriage		2)KPL, VB=2500
0060	2		4			•Stativhjul	•Mast wheel		KPL DRAW.409356.0100
0080				4		•Stativhjul	•Mast wheel		KPL DRAW.409357.0100
0100	2A		4		406531.001	••Stativhjul	••Mast wheel		KPL
0120				4	406532.001	••Stativhjul	••Mast wheel		KPL
0140	3		4		405810.001	•••Stativhjul	•••Mast wheel		
0160				4	405810.002	•••Stativhjul	•••Mast wheel		
0180	4		8		97011	•••Kullager	•••Ball bearing		
0200				8	97025	•••Kullager	•••Ball bearing		
0220	5		4		405809.002	••Axeltapp	••Shaft pivot		Ø 60
0240				4	405809.004	••Axeltapp	••Shaft pivot		Ø 80
0260	6		4		5517	••Spårring	••Retaining ring		
0280				4	95102	••Spårring	••Retaining ring		
0300	7		4	4	160	••Smörjnippel	••Lubricant nipple		
0320	8		4	4	407269.0700	•Stödrulle	•Support roller		KPL
0340	9		4	4	405796.0200	••Stödrulle	••Support roller		
0360	10		8	8	97039	••Bussning	••Bushing		
0380	11		4	4	309743.0100	••Axel	••Shaft		
0400	12		4	4	405797.001	••Öra	••Ear		
0420	13		4	4	405797.001	••Öra	••Ear		
0440	14		8	8	920055.001	••Stoppskruv	••Stop screw		
0460	15		4	4	455859.0100	••Smörjnippel	••Lubricant nipple		
0480			4	4	454592.0200	••Smörjnippel	••Lubricant nipple		FÖRLÄNGD/PROLONGED 57
0520	16		2	2	306263.002	•Kedjefäste	•Chain attachment		
0540	17		2	2	A01787.0100	•Gaffelspridningscylinder	•Fork spreading cylinder		SEE GR 80, PAGE 111
0560	18		2	2	R31224.005	•Axel	•Shaft		
0580	19		2	2	R31224.001	•Axel	•Shaft		
0600	20		4	4	95011	•Saxpinne	•Split pin		
0620	21		1	1	407343.0300	•Fäste med T-rör	•Bracket with T-pipe		1/2"
0640	22	ERF	ERF	ERF	406536.001	•Klammer	•Clamp		
0660	23	ERF	ERF	ERF	920099.027	•Skruv	•Screw		
0680	24		1	1	R41581.001	•Klammer	•Clamp		
0700	25		1	1	R41581.001	•Klammer	•Clamp		GFS
0720	26	ERF	ERF	ERF	920074.105	•Skruv	•Screw		
0740	27		9	9	920098.025	•Bricka	•Washer		
0760	28		2		406210.001	•Axel	•Shaft		
0780				2	406210.002	•Axel	•Shaft		
0800	29		2	2	95007	•Saxpinne	•Split pin		
0820	30		2	2	450087.0100	•Slangfäste	•Hose attachment		



Reservdelar - Spare parts

0157

0157	Utgåva Issue		Bild nr Picture No		Gaffelspridningsvagn till Duplex STD stativ, Centrumskevnig		Fork spreading carriage for Duplex STD mast, Central levelling		
	980615		21528						
	Pos. Fig.	Antal/Quantity			Art nr Part No	Benämning	Description	Sats Kit	Anmärkning Notes
		9-10	12- 13,6 /600	12/ 1200 -16					
0020	1	1			A12764.0100	Gaffelspridningsvagn	Fork spreading carriage		2)KPL, VB=2450
0040			1		A12765.0100	Gaffelspridningsvagn	Fork spreading carriage		2)KPL, VB=2450
0060				1	A12766.0100	Gaffelspridningsvagn	Fork spreading carriage		2)KPL, VB=2500
0080				1	A12766.0200	Gaffelspridningsvagn	Fork spreading carriage		2)KPL, VB=3000
0100	1A	1			454722.0100	•Yttervagn	•Outer carriage		2)KPL, VB=2450
0120			1		454722.0200	Yttervagn	Outer carriage		2)KPL, VB=2450
0140				1	135899.0400	Yttervagn	Outer carriage		2)KPL, VB=2500
0160				1	135899.0500	Yttervagn	Outer carriage		2)KPL, VB=3000
0180	1B	1			454724.0100	•Innervagn	•Inner carriage		2)KPL
0200			1		454724.0500	•Innervagn	•Inner carriage		2)KPL
0220				1	135898.0200	•Innervagn	•Inner carriage		2)KPL
0240	2	4	4			•Stativhjul	•Mast wheel		KPL DRAW.409356.0100
0260				4		•Stativhjul	•Mast wheel		KPL DRAW.409357.0100
0280	2A	4	4		406531.001	••Stativhjul	••Mast wheel		KPL
0300				4	406532.001	••Stativhjul	••Mast wheel		KPL
0320	3	4	4		405810.001	•••Stativhjul	•••Mast wheel		
0340				4	405810.002	•••Stativhjul	•••Mast wheel		
0360	4	8	8		97011	•••Kullager	•••Ball bearing		
0380				8	97025	•••Kullager	•••Ball bearing		
0400	5	4	4		405809.002	••Axeltapp	••Shaft pivot		Ø 60
0420				4	405809.004	••Axeltapp	••Shaft pivot		Ø 80
0440	6	4	4		5517	••Spårring	••Retaining ring		
0460				4	95102	••Spårring	••Retaining ring		
0480	7	4	4		160	••Smörjnippel	••Lubricant nipple		
0500	8	4	4		407269.0700	•Stödrulle	•Support roller		KPL
0520				4	407269.0500	•Stödrulle	•Support roller		KPL
0540	9	4	4		405796.0200	••Stödrulle	••Support roller		
0560	10	8	8		97039	••Bussning	••Bushing		
0580	11	4	4		309743.0100	••Axel	••Shaft		
0600	12	4	4		405797.001	••Öra	••Ear		
0620	13	4	4		405797.001	••Öra	••Ear		
0640	14	8	8		920055.001	••Stoppskruv	••Stop screw		
0660	15	4	4		455859.0100	••Smörjnippel	••Lubricant nipple		
0680				4	455859.0200	••Smörjnippel	••Lubricant nipple		FÖRLÄNGD/PROLONGED 55
0700	16	2	2		409242.0300	•Stödrulle	•Support roller		KPL
0720				2	334194.0100	•Stödrulle	•Support roller		KPL
0740	17	2	2		R41704.001	••Stödrulle	••Support roller		
0760				2	434197.0100	••Stödrulle	••Support roller		
0780	18	2	2		2566	••Ledlager	••Guide bearing		
0800				2	2565	••Ledlager	••Guide bearing		
0820	19	2	2		406317.004	••Axeltapp	••Shaft pivot		
0840				2	434195.0100	••Axeltapp	••Shaft pivot		
0860	20	4	4		2588	••Spårring	••Retaining ring		
0880				4	2586	••Spårring	••Retaining ring		
0900	21			2	434196.0100	••Distansring	••Spacer ring		
0920	22	2	2		2583	••Spårring	••Retaining ring		
0940				2	5517	••Spårring	••Retaining ring		
0960	23	2	2		160	••Smörjnippel	••Lubricant nipple		
0980	24	2	2		454732.0100	•Fäste	•Bracket		
1000				2	435903.0100	•Fäste	•Bracket		
1020	25	2			306263.001	•Kedjefäste	•Chain attachment		
1040			2	2	306263.002	•Kedjefäste	•Chain attachment		
1060	26	2	2		A12196.XXXX	•Gaffelspridningscylinder	•Fork spreading cylinder		SEE GR 80, PAGE 113
1080	27	2	2		R31224.005	•Axel	•Shaft		
1100	28	2	2		R31224.001	•Axel	•Shaft		
1120	29	4	4		95011	•Saxpinne	•Split pin		
1140	30	2	2		A01285.0100	•Skevningscylinder	•Levelling cylinder		SEE GR 80, PAGE 123
1160				2	A01792.0100	•Skevningscylinder	•Levelling cylinder		SEE GR 80, PAGE 125
1180	31	4	4		SF2484.011	•Axel	•Shaft		



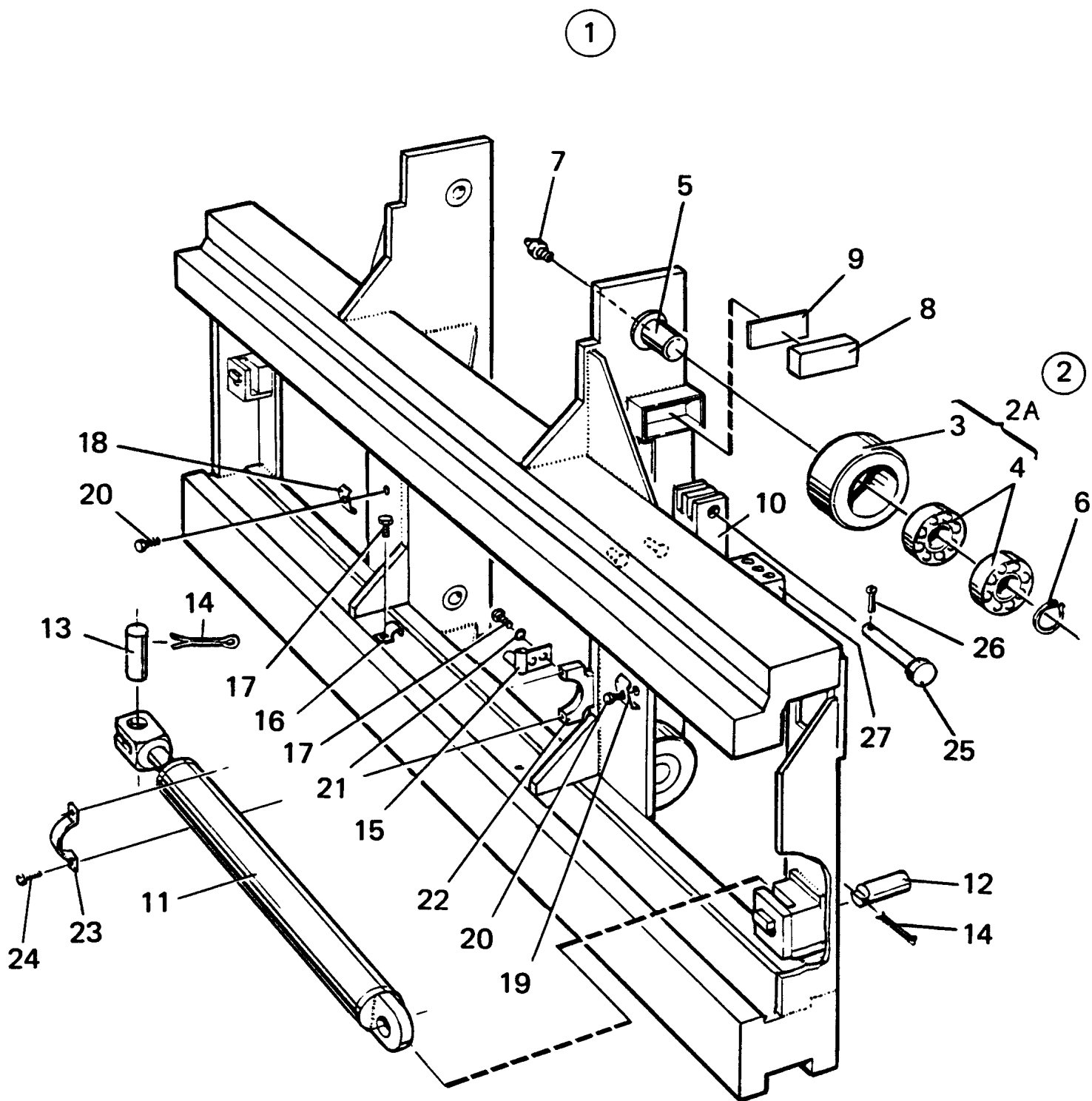
Reservdelar - Spare parts

80

21

0157

0157	Utgåva Issue		Bild nr Picture No		Gaffelspridningsvagn till Duplex STD stativ, Centrumskevnig		Fork spreading carriage for Duplex STD mast, Central levelling		
	980615	21528							
	Pos. Fig.	Antal/Quantity			Art nr Part No	Benämning	Description	Sats Kit	Anmärkning Notes
		9-10	12- 13,6 /600	12/ 1200 -16					
1200	32	8	8	8	5312	•Spårring	•Retaining ring		1/2"
1220	33	1	1	1	921463.0002	•Lager	•Bearing		
1240	34	1	1	1	435900.0100	•Lock	•Cover		
1260	35	4	4	4	921899.126	•Skruv	•Screw		
1280	36	4	4	4	920098.009	•Bricka	•Washer		
1300	37	1	1	1	160	•Smörjnippel	•Lubricant nipple		
1320	38	2	2	2	A05060.0100	•Slitplatta	•Wear plate		
1340	39	4	4	4	920043.046	•Skruv	•Screw		
1360	40	1	1	1	407343.0300	•Fäste med T-rör	•Bracket with T-pipe		
1380	41	ERF	ERF	ERF	406536.001	•Klammer	•Clamp		
1400	42	ERF	ERF	ERF	920099.027	•Skruv	•Screw		
1420	43	1	1	1	R41581.001	•Klammer	•Clamp		
1440	44	ERF	ERF	ERF	920074.105	•Skruv	•Screw		
1460	45	2	2		406210.001	•Axel	•Shaft		
1480				2	406210.002	•Axel	•Shaft		
1500	46	2	2	2	95007	•Saxpinne	•Split pin		
1520	47	2	2	2	450087.0100	•Slangfäste	•Hose attachment		
1540	48			2	408125.0100	•Stöd	•Support		
1560	49			2	409714.0100	•Stöd	•Support		
1580	50			4	920728.136	•Skruv	•Screw		

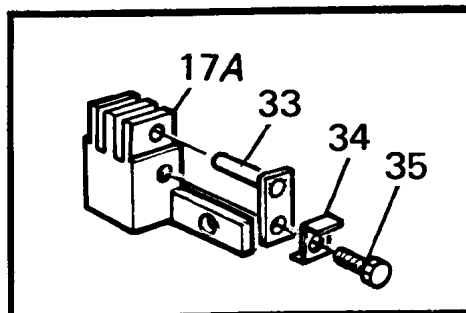
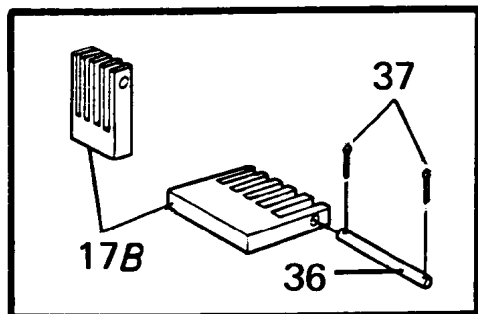


Reservdelar - Spare parts

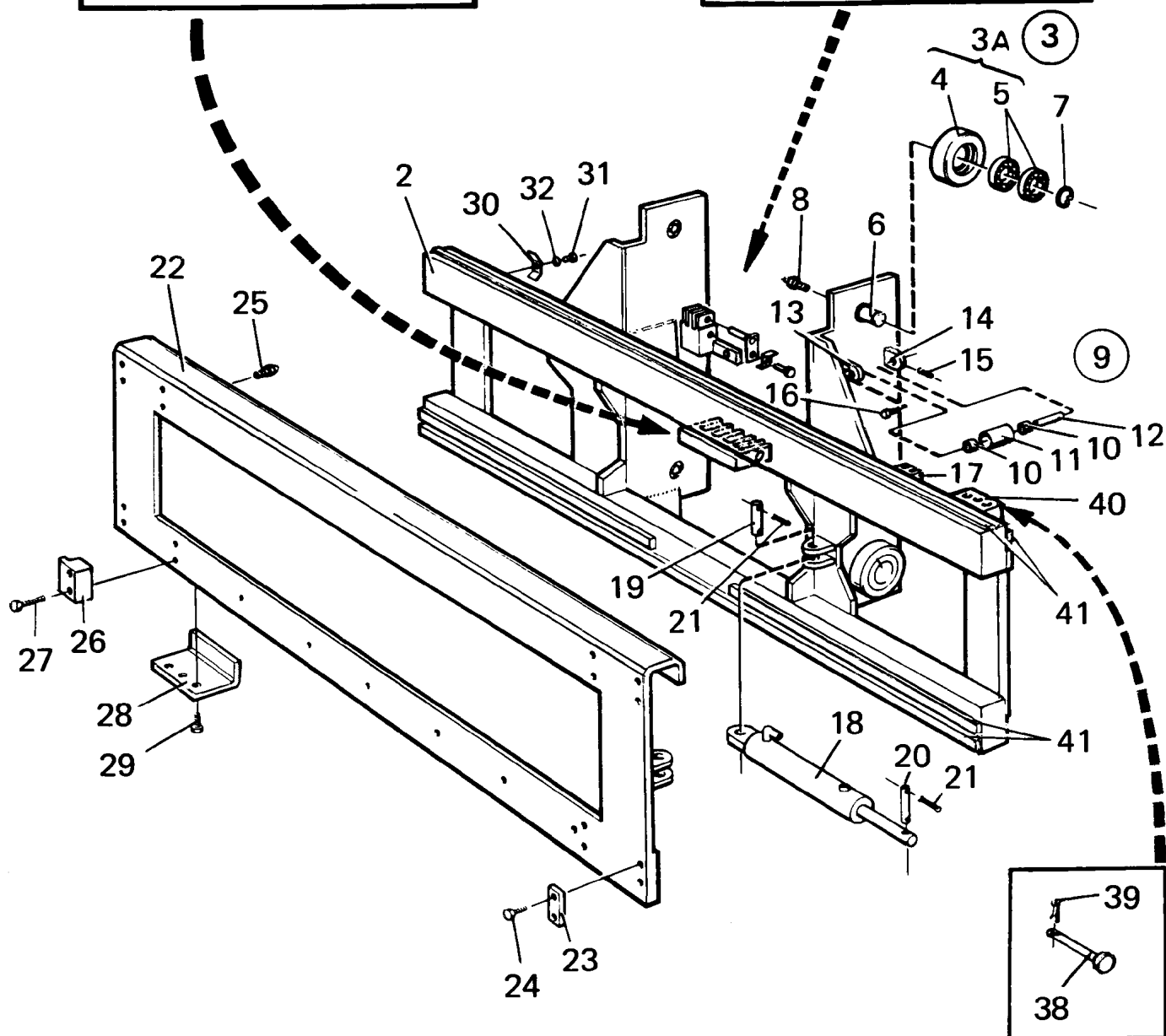
80

23

0158	Utgåva Issue		Bild nr Picture No		Gaffelspridningsvagn till Duplex STD stativ A12754.1700,A12754.1800		Fork spreading carriage for Duplex STD mast A12754.1700,A12754.1800	
	980615		21786					
Pos. Fig.	Antal/Quantity			Art nr Part No	Benämning	Description	Sats Kit	Anmärkning Notes
		12/ 1200 -16	12/ 1200 -16					
0020	1	1		A12754.1700	Gaffelspridningsvagn	Fork spreading carriage		2)KPL, VB=2500
0040			1	A12754.1800	Gaffelspridningsvagn	Fork spreading carriage		2)KPL, VB=2950
0080	2	4	4		•Stativhjul	•Mast wheel		KPL DRAW.409357.0100
0120	2A	4	4	406532.001	••Stativhjul	••Mast wheel		KPL
0160	3	4	4	405810.002	•••Stativhjul	•••Mast wheel		
0200	4	8	8	97025	•••Kullager	•••Ball bearing		
0240	5	4	4	405809.004	••Axeltapp	••Shaft pivot		Ø 80
0280	6	4	4	95102	••Spärring	••Retaining ring		
0300	7	4	4	160	••Smörjnippel	••Lubricant nipple		
0320	8	4	4	A22061.0100	•Slitplatta	•Wear plate		
0340	9	8	8	A20926.0100	•Justermellanlägg	•Shim		
0520	10	2	2	306263.002	•Kedjefäste	•Chain attachment		
0540	11	2		A12196.0100	•Gaffelspridningscylinder	•Fork spreading cylinder		SEE GR 80, PAGE 113
0550			2	A12196.2100	•Gaffelspridningscylinder	•Fork spreading cylinder		SEE GR 80, PAGE 113
0560	12	2	2	R31224.005	•Axel	•Shaft		
0580	13	2	2	R31224.001	•Axel	•Shaft		
0600	14	4	4	95011	•Saxpinne	•Split pin		
0620	15	1	1	407343.0300	•Fäste med T-rör	•Bracket with T-pipe		1/2"
0640	16	ERF	ERF	406536.001	•Klammer	•Clamp		
0660	17	ERF	ERF	920099.027	•Skruv	•Screw		
0680	18	1	1	R41581.001	•Klammer	•Clamp		
0700	19	1	1	R41581.001	•Klammer	•Clamp		GFS
0720	20	ERF	ERF	920074.105	•Skruv	•Screw		
0740	21	9	9	920098.025	•Bricka	•Washer		
0750	22		2	408125.0100	•Stöd	•Support		
0751	23		2	409714.0100	•Stöd	•Support		
0752	24		4	920728.136	•Skruv	•Screw		
0780	25	2	2	406210.002	•Axel	•Shaft		
0800	26	2	2	95007	•Saxpinne	•Split pin		
0820	27	2	2	450087.0100	•Slangfäste	•Hose attachment		



1

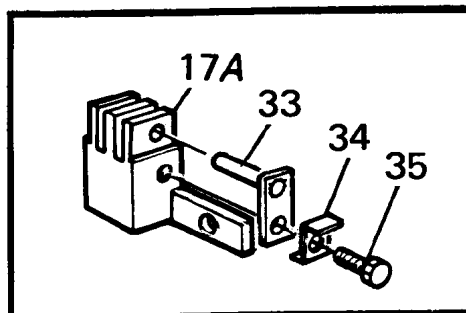
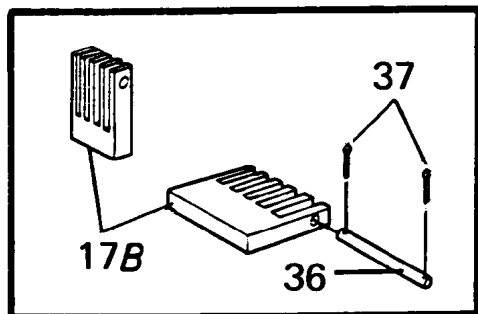


23454

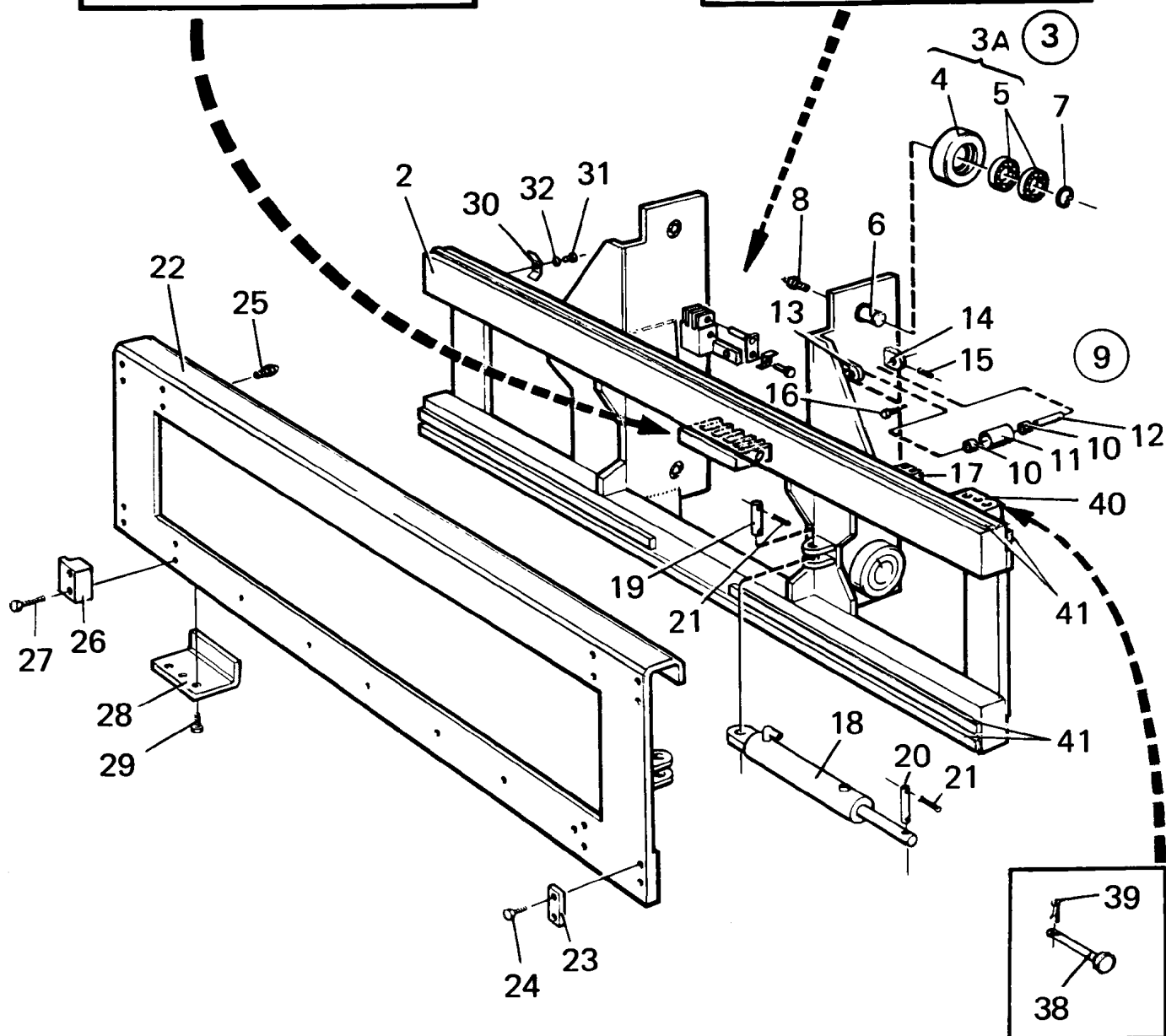
Reservdelar - Spare parts

0160

0160	Utgåva Issue		Bild nr Picture No		Sidoföringsvagn till Duplex STD stativ VB=2450		Side shifting carriage for Duplex STD mast VB=2450		
	980615		23454						
	Pos. Fig.	Antal/Quantity			Art nr Part No	Benämning	Description	Sats Kit	Anmärkning Notes
		9-10 /600	12- 13,6 /600	12/ 1200 -16					
0020	1	1			406722.0100	Sidoföringsvagn	Side shifting carriage		3,55)KPL GB=180
0025		1			406722.0200	Sidoföringsvagn	Side shifting carriage		3,55)KPL GB=200
0030			1		406722.1800	Sidoföringsvagn	Side shifting carriage		3,55)KPL GB=200
0033				1	450451.0100	Sidoföringsvagn	Side shifting carriage		3,55)KPL GB=200
0036				1	450451.0200	Sidoföringsvagn	Side shifting carriage		3,55)KPL GB=220
0040				1	450451.0300	Sidoföringsvagn	Side shifting carriage		3,55)KPL GB=250
0045	2	1			406641.005	•Lyftvagn	•Lifting carriage		
0055			1		458683.0100	•Lyftvagn	•Lifting carriage		
0060				1	450448.0200	•Lyftvagn	•Lifting carriage		
0062	3	4	4			••Stativhjul	••Mast wheel		KPL DRAW.409356.0100
0064				4		••Stativhjul	••Mast wheel		KPL DRAW.409357.0100
0065	3A	4	4		406531.001	•••Stativhjul	•••Mast wheel		KPL
0075				4	406532.001	•••Stativhjul	•••Mast wheel		KPL
0100	4	4	4		405810.001	••••Stativhjul	••••Mast wheel		
0120				4	405810.002	••••Stativhjul	••••Mast wheel		
0140	5	8	8		97011	••••Kullager	••••Ball bearing		
0160				8	97025	••••Kullager	••~•Ball bearing		
0180	6	4	4		405809.002	•••Axeltapp	•••Shaft pivot		Ø 60
0200				4	405809.004	•••Axeltapp	•••Shaft pivot		Ø 60
0220	7	4	4		5517	•••Spårring	•••Retaining ring		
0240				4	95102	•••Spårring	•••Retaining ring		
0260	8	4	4	4	160	•••Smörjnippel	•••Lubricant nipple		
0290	9	4	4	4	407269.0700	••StödruUe	••Support roller		KPL
0300	10	4	4	4	405796.0200	••StödruUe	••Support roller		
0320	11	8	8	8	97039	••Bussning	••Bushing		
0350	12	4	4	4	309743.0100	•••Axel	•••Shaft		
0360	13	4	4	4	405797.001	•••Öra	•••Ear		
0390	14	4	4	4	405797.001	•••Öra	•••Ear		
0410	15	8	8	8	920055.001	•••Stoppskruv	•••Stop screw		
0420	16	4	4	4	455859.0200	•••Smörjnippel	•••Lubricant nipple		L=55 MM
0440	17	2			306263.001	••Kedjefäste	••Chain attachment		
0450			2		306263.002	••Kedjefäste	••Chain attachment		
0460				2	306566.001	••Kedjefäste	••Chain attachment		
0470	17A								NOT USED
0476	17B								NOT USED
0485	18	1	1		A01788.XXXX	••Sidoföringscylinder	••Side shifting cylinder		SEE GR 80, PAGE 117
0495				1	A01789.XXXX	••Sidoföringscylinder	••Side shifting cylinder		SEE GR 80, PAGE 119
0500	19	1	1		R42573.004	••Axel	••Shaft		Ø25
0510				1	R42574.006	••Axel	••Shaft		Ø30
0520	20	1	1		R42573.010	••Axel	••Shaft		Ø25
0530				1	R42574.007	••Axel	••Shaft		Ø30
0540	21	4	4	4	95011	••Saxpinne	••Split pin		
0560	22	1			406704.007	••Sidoföringsram	••Side shifting frame		3)KPL GB 180
0565		1	1		406704.008	••Sidoföringsram	••Side shifting frame		3)KPL GB 200
0570				1	450450.0500	••Sidoföringsram	••Side shifting frame		3)KPL GB 200
0573				1	450450.0600	••Sidoföringsram	••Side shifting frame		3)KPL GB 220
0575				1	450450.0700	••Sidoföringsram	••Side shifting frame		3)KPL GB 250
0576				1	450450.2900	••Sidoföringsram	••Side shifting frame		3)KPL GB 220
0580	23	7	7	7	R41717.002	••Klack	••Lip		
0590				4	R41717.004	••Klack	••Lip		FOR 450450.2900
0600	24	14	14	14	920042.070	••Skruv	••Screw		FOR 450450.2900 SEE FIG. 29
0601									
0620	25	22	22	22	160	••Smörjnippel	••Lubricant nipple		
0640	26	1	1	1	407271.0100	••Klack	••Lip		SF (NOT 16EC)
0660		1	1	1	407270.0100	••Klack	••Lip		SFS (NOT 16EC)
0680	27	2	2	2	920042.070	••Skruv	••Screw		SF
0700		2	2	2	920042.076	••Skruv	••Screw		SFS
0720	28	1	1		407272.0100	••Klack	••Lip		SFS
0740				1	407272.0200	••Klack	••Lip		SFS



1



23454

Reservdelar - Spare parts

80

27

0160

0160	Utgåva Issue		Bild nr Picture No		Sidoföringsvagn till Duplex STD stativ VB=2450		Side shifting carriage for Duplex STD mast VB=2450		
	Pos. Fig.	Antal/Quantity			Art nr Part No	Benämning	Description	Sats Kit	Anmärkning Notes
		9-10 /600	12- 13,6 /600	12/ 1200 -16					
0760	29	3	3	4	920042.074	••Skruv	••Screw Clamp Screw Washer		FOR 450450.2900 12ST SFS
0780	30	6	6	4	R41581.001	Klamma			
0800	31	4	4	4	920099.073	Skruv			
0820	32	4	4	4	920098.025	Bricka			
0840	33								NOT USED
0860	34								NOT USED
0880	35								NOT USED
0900	36								NOT USED
0920	37								NOT USED
0940	38	2	2		406210.001	Axel	Shaft		FOR POS.17
0960				2	406210.002	Axel	Shaft		FOR POS.17
0980	39	2	2	2	95007	Saxpinne	Split pin		
1000	40	1	1		450088.0100	Slangfäste	Hose attachment		
1010				1	450088.0200	Slangfäste	Hose attachment		
1020	41	ERF	ERF	ERF	10071.001	Mässingsplattstång	Brass flat bar		METERVARA
1040		ERF	ERF	ERF	921736.0001	Elektrod	Electrode		FOR WELDING POS.41



23457

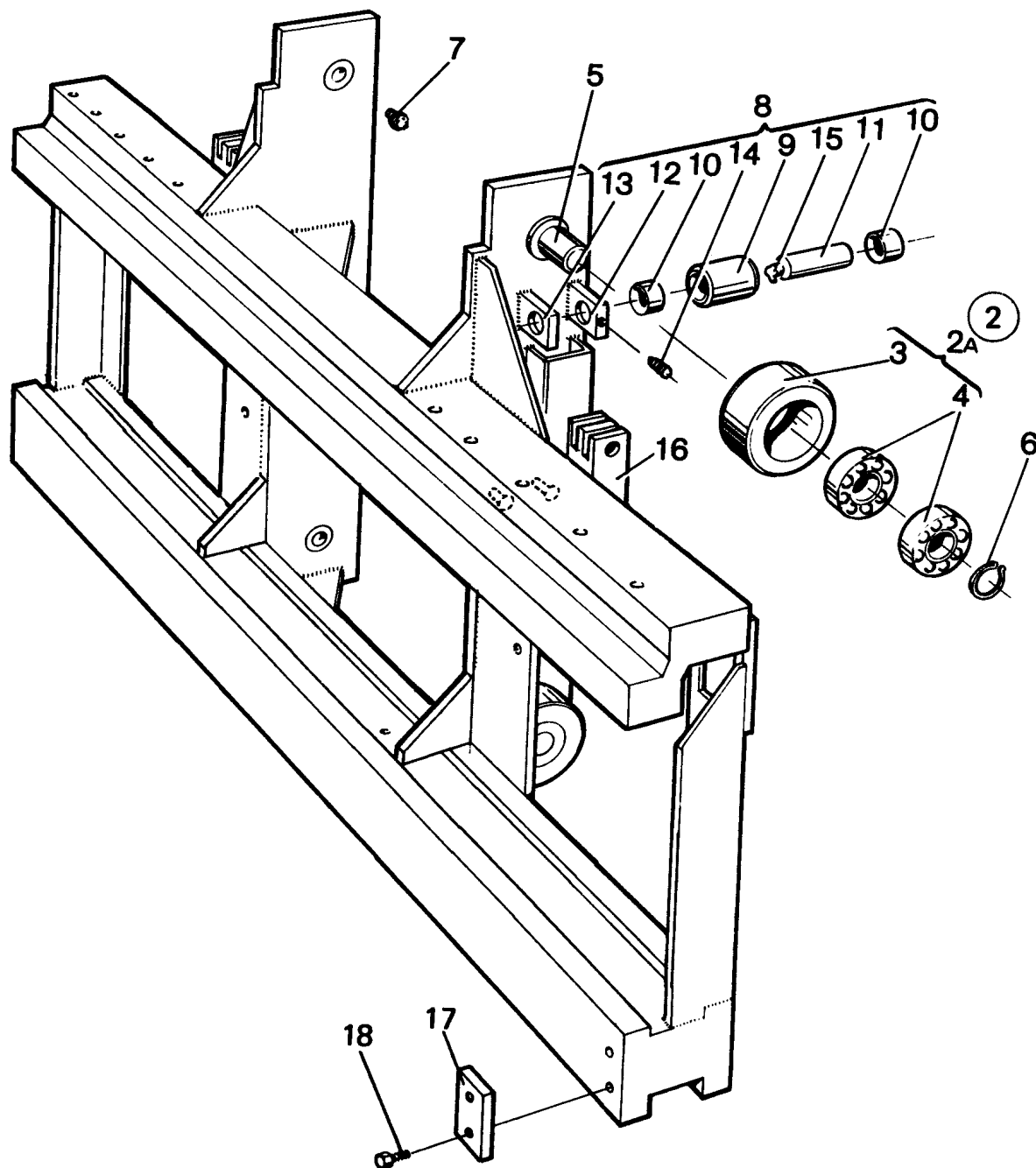
Reservdelar - Spare parts

80

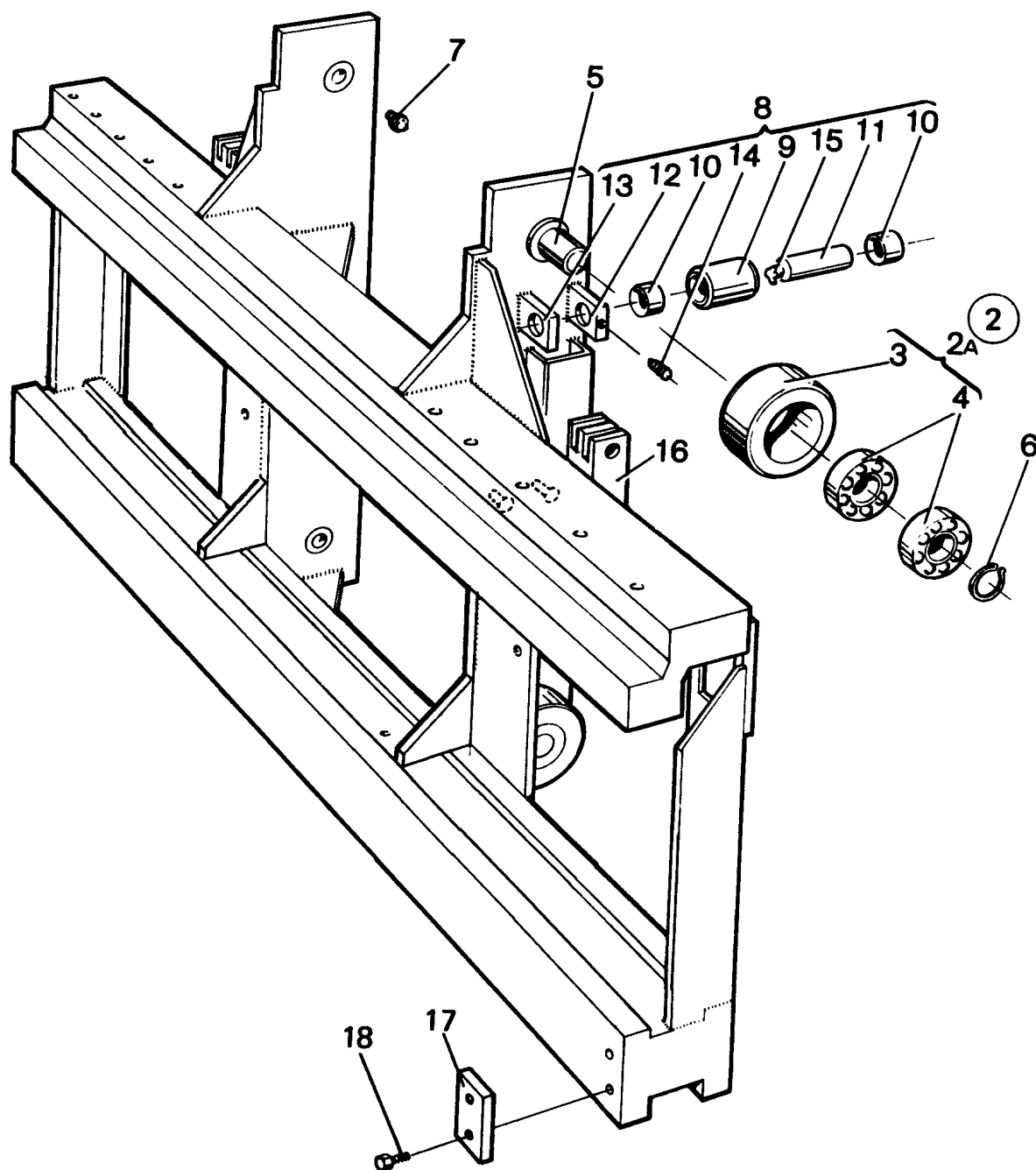
29

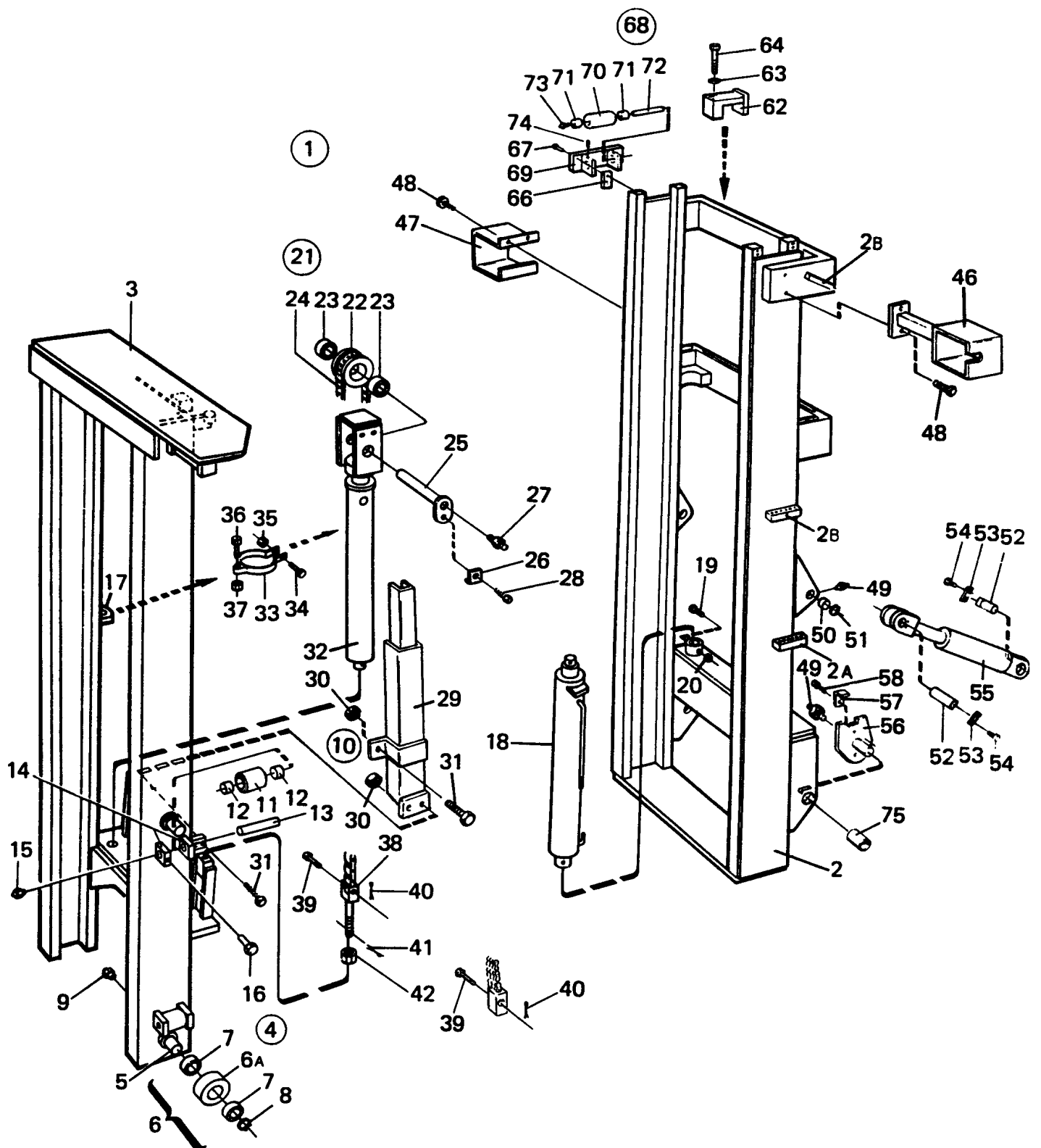
0165	Utgåva Issue		Bild nr Picture No		Sidoföringsvagn till Duplex CP stativ VB=2450		Side shifting carriage for Duplex CP mast VB=2450	
	980615		23457					
Pos. Fig.	Antal/Quantity			Art nr Part No	Benämning	Description	Sats Kit	Anmärkning Notes
	12/ 1200 -16							
0020	1	1			Sidoföringsvagn	Side shifting carriage		3,55)KPL GB=220
0045	2	1		450448.0300	•Lyftvagn	•Lifting carriage		
0064	3	4			••Stativhjul	••Mast wheel		KPL DRAW.409357.0100
0075	3A	4		406532.001	•••Stativhjul	•••Mast wheel		KPL
0120	4	4		405810.002	••••Stativhjul	••••Mast wheel		
0160	5	8		97025	••••Kullager	••••Ball bearing		
0200	6	4		405809.004	•••Axeltapp	•••Shaft pivot		Ø 60
0240	7	4		95102	•••Spärring	•••Retaining ring		
0260	8	4		160	•••Smörjnippel	•••Lubricant nipple		
0290	9	4		407269.0700	••Stödulle	••Support roller		KPL
0300	10	4		405796.0200	•••Stödulle	•••Support roller		
0320	11	8		97039	•••Bussning	•••Bushing		
0350	12	4		309743.0100	•••Axel	•••Shaft		
0360	13	4		405797.001	•••Öra	•••Ear		
0390	14	4		405797.001	•••Öra	•••Ear		
0410	15	8		920055.001	•••Stoppskruv	•••Stop screw		
0420	16	4		455859.0200	•••Smörjnippel	•••Lubricant nipple		L=55 MM
0460	17	2		R31598.005	••Kedjefäste	••Chain attachment		
0495	18	1		A01789.0100	••Sidoföringscylinder	••Side shifting cylinder		SEE GR 80, PAGE 119
0510	19	1		R42574.006	••Axel	••Shaft		Ø30
0530	20	1		R42574.007	••Axel	••Shaft		Ø30
0540	21	4		95011	••Saxpinne	••Split pin		
0541	22	1		450088.0200	••Slangfäste	••Hose attachment		
0542	23	ERF		10071.002	••Mässingsplattstång	••Brass flat bar		METERVARA
0543		ERF		921736.0001	••Elektrod	••Electrode		FOR WELDING POS.23
0573	24	1			•Sidoföringsram	•Side shifting frame		3)KPL GB 220
0580	25	4		R41717.004	••Klack	••Lip		
0600	26	8		920042.074	••Skruv	••Screw		
0620	27	22		160	••Smörjnippel	••Lubricant nipple		
0740	28	1		407272.0200	••Klack	••Lip		SFS
0760	29	4		920042.074	••Skruv	••Screw		
0780	30	4		R41581.001	Klamma	Clamp		SFS
0800	31	4		920099.073	Skruv	Screw		
0820	32	4		920098.025	Bricka	Washer		
0960	33	1		R41599.002	Axel	Shaft		FOR POS.17
0980	34	2		95004	Saxpinne	Split pin		

①



①

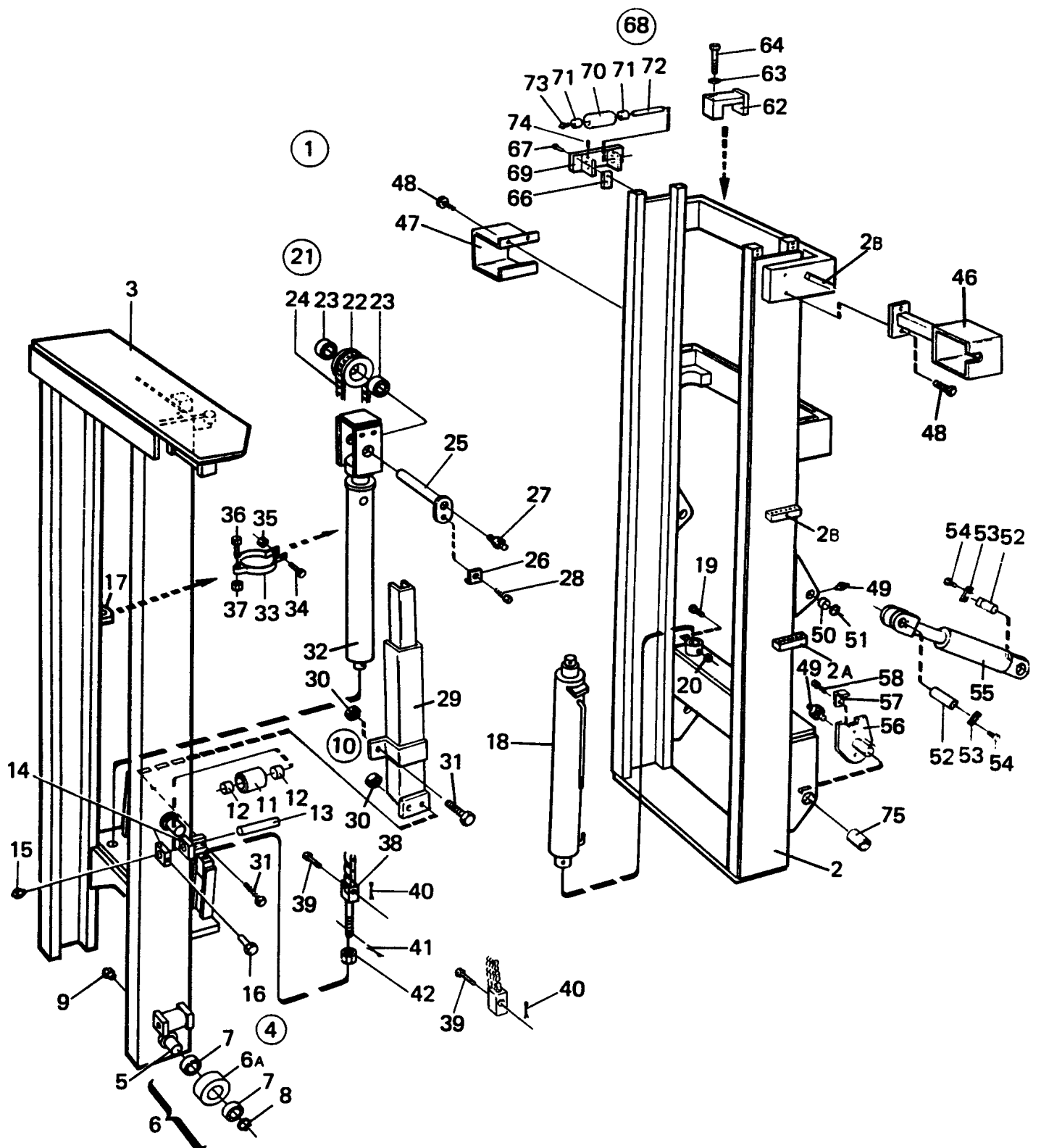




Reservdelar - Spare parts

0200	Utgåva Issue		Bild nr Picture No		Lyftstativ,duplex frilyft DUP,FLS, 9-13,6/600 459046.xxxx,459048.xxxx		Lifting mast Duplex freelift, DUP,FLS, 9-13,6/600		
	Pos. Fig.	Antal/Quantity			Art nr Part No	Benämning	Description	Sats Kit	Anmärkning Notes
		9-10 /600	12- 13,6 /600						
0020	1	1			459046.XXXX	Lyftstativ	Lifting mast		2)KPL
0035			1		459048.XXXX	Lyftstativ	Lifting mast		2)KPL
0060	2	1			458833.XXXX	•Ytterstativ	•Outer mast		2)
0070			1		458834.XXXX	•Ytterstativ	•Outer mast		2)
0085	2A	1	1		450493.0200	••Slangfäste	••Hose attachment		
0090	2B	ERF	ERF		455833.0200	••Slangfäste	••Hose attachment		
0100	3	1			459047.XXXX	•Innerstativ	•Inner mast		2)
0115			1		459049.XXXX	•Innerstativ	•Inner mast		2)
0140	4	4	4			••Stativhjul	••Mast wheel		KPL DRAW.409358.0100
0180	5	4	4		405809.001	•••Axeltapp	•••Shaft pivot		Ø60
0220	6	4	4		406531.001	•••Stativhjul	•••Mast wheel		DELKPL/SUB ASS
0260	6A	4	4		405810.001	••••Stativhjul	••••Mast wheel		
0300	7	8	8		97011	••••Lager	••••Bearing		
0340	8	4	4		5517	•••Spårring	•••Retaining ring		
0380	9	4	4		160	•••Smörjnippel	•••Lubricant nipple		
0400	10	4	4		407269.0500	••Stödrulle	••Support roller		KPL
0420	11	4	4		405796.0200	••Stödrulle	••Support roller		
0440	12	8	8		97039	•••Bussning	•••Bushing		
0460	13	4	4		309743.0100	•••Axel	•••Shaft		
0480	14	8	8		405797.001	•••Öra	•••Ear		
0505	15	4	4		454592.0100	•••Smörjnippel	•••Lubricant nipple		FÖRLÄNGD/PROLONGED 37
0520	16	8	8		920055.001	•••Skruv	•••Screw		
0540	17	2	2		408594.0200	••Öra	••Ear		
0560	18	1	1		259050.XXXX	•Lyftcylinder	•Lifting cylinder		SEE GR 80, PAGE 43
0580									5)V
0600		1	1		259050.XXXX	•Lyftcylinder	•Lifting cylinder		SEE GR 80, PAGE 43
0605									5)H
0640	19	4	4		920042.040	•Skruv	•Screw		
0660	20	4	4		5590	•Låsmutter	•Lock nut		
0680	21	2			406533.002	•Kedjehjul	•Chain wheel		KPL
0690			2		406533.003	•Kedjehjul	•Chain wheel		KPL
0720	22	2			407431.0100	••Kedjehjul	••Chain wheel		
0730			2		407431.0200	••Kedjehjul	••Chain wheel		
0760	23	4			920372.001	••Lager	••Bearing		
0780			4		920372.002	••Lager	••Bearing		
0800	24	ERF			920089.003	•Kedja std-längd 5 m	•Chain std-length 5 m		2,73),1 1/2",METERV.
0810		ERF			921380.0002	••Kedjelänk	••Chain link		
0830			ERF		920089.004	•Kedja std-längd 5 m	•Chain std-length 5 m		2,73),2",METERVARA
0835			ERF		921380.0003	••Kedjelänk	••Chain link		
0840	25	2			A10605.0100	•Axel	•Shaft		
0870			2		A10605.0200	•Axel	•Shaft		
0960	26	2	2		923449.0002	•Vikbricka	•Fold washer		
0980	27	2	2		160	•Smörjnippel	•Lubricant nipple		
1000	28	2	2		3111	•Skruv	•Screw		
1020	29	1			356663.XXXX	•Skena	•Rail		2)
1027			1		358712.XXXX	•Skena	•Rail		2)
1040	30	3	3		922030.0003	•Mutter	•Nut		
1060	31	3	3		920042.005	•Skruv	•Screw		
1080	32	2			259051.XXXX	•Frilyftcylinder	•Free lifting cylinder		SEE GR 80, PAGE 47
1085									2)
1090			2		258713.XXXX	•Frilyftcylinder	•Free lifting cylinder		SEE GR 80, PAGE 47
1120									2)
1140	33	2	2		408644.0300	•Klammer	•Clamp		
1180	34	2	2		920042.010	•Skruv	•Screw		
1200	35	2	2		5957	•Mutter	•Nut		
1220	36	2	2		920042.076	•Skruv	•Screw		

2. Vid beställning angiv truckmodell,tillverkningsnummer och lyfthöjd When ordering state FLT type, manufacturing number and lifting height.
5. Vid beställning ange lyfthöjd och alt.höger eller vänster When ordering state lifting height and alt. right or left
73. Lagerföres i standardlängder. Kan mot pristillägg, även levereras i speciallängder. Stored in standard lengths. Can also be delivered in spe cial lengths with a price addition.



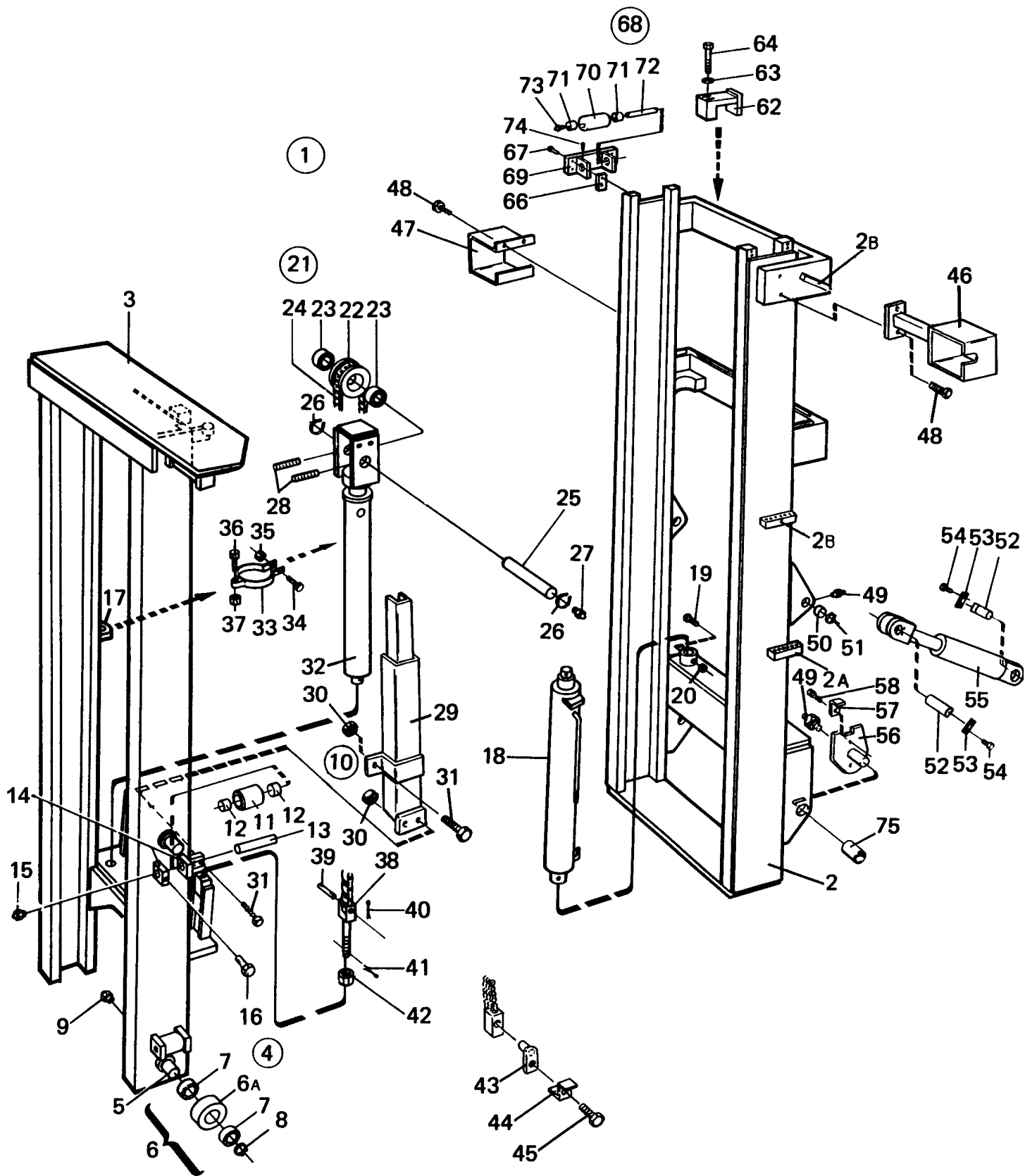
Reservdelar - Spare parts

80

37

0200

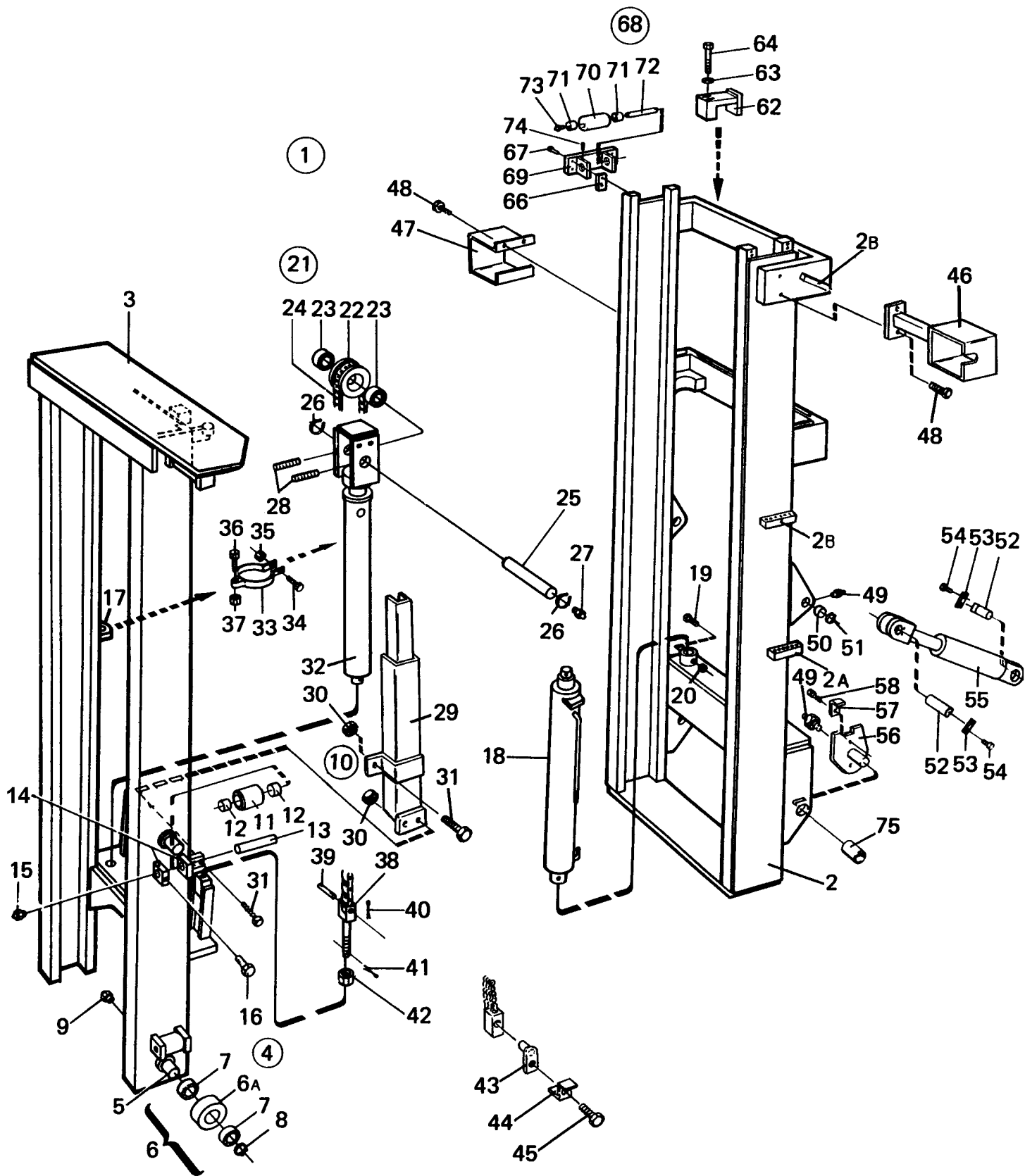
0200	Utgåva Issue		Bild nr Picture No		Lyftstativ,duplex frilyft DUP,FLS, 9-13,6/600 459046.xxxx,459048.xxxx		Lifting mast Duplex freelift, DUP,FLS, 9-13,6/600		
	Pos. Fig.	Antal/Quantity			Art nr Part No	Benämning	Description	Sats Kit	Anmärkning Notes
		9-10 /600	12- 13,6 /600						
1240	37	2	2		920076.007	•Mutter	•Nut		
1260	38	2			A09994.0100	•Kedjesträckare	•Chain tightener		
1280			2		A09994.0200	•Kedjesträckare	•Chain tightener		
1300	39	4			406210.001	•Axel	•Shaft		
1320			4		406210.002	•Axel	•Shaft		
1340	40	4	4		95007	•Saxpinne	•Split pin		
1360	41	2	2		95008	•Saxpinne	•Split pin		
1380	42	2	2		920076.010	•Mutter	•Nut		
1400	43								NOT USED
1420	44								NOT USED
1440	45								NOT USED
1460	46	1	1		355147.0100	•Lamphållare	•Lamp holder		V
1480	47	1	1		450524.0100	•Lamphållare	•Lamp holder		H
1500	48	6	6		920042.005	•Skruv	•Screw		
1520	49	4	4		160	•Smörjnippel	•Lubricant nipple		
1560	50	4	4		2564	•Lager	•Bearing		
1580	51	4	4		2585	•Spärring	•Retaining ring		
1600	52	4	4		405970.001	•Axel	•Shaft		
1620	53	4	4		405974.001	•Låsbricka	•Lock washer		
1640	54	8	8		920099.025	•Skruv	•Screw		
1670	55	2	2		A01785.XXXX	•Tiltcylinder	•Tilt cylinder		SEE GR 80, PAGE 107
1680	56	2	2		358595.0100	•Axel	•Shaft		
1700	57	2	2		A00535.0100	•Vikbricka	•Fold washer		
1720	58	2	2		920373.096	•Skruv	•Screw		
1780	59								NOT USED
1860	60								NOT USED
1880	61								NOT USED
1900	62	1	1		356100.0100	•Cylinderfäste	•Cylinder bracket		H, LH=4500-
1905		1	1		356100.0200	•Cylinderfäste	•Cylinder bracket		V, LH=4500-
1920	63	4	4		98154	•Bricka	•Washer		
1940	64	4	4		920042.079	•Skruv	•Screw		
1960	65								NOT USED
1980	66	ERF	ERF		409423.0100	•Justermellanlägg	•Shim		TJL=1
2000		ERF	ERF		409423.0300	•Justermellanlägg	•Shim		TJL=3
2020	67	8	8		920728.136	•Skruv	•Screw		
2060	68	2	2		309354.0200	•Toppstödrulle	•Top support roller		KPL
2100	69	2	2		409353.0200	•Fäste	•Bracket		
2140	70	2	2		405796.0300	•Stödrulle	•Support roller		
2160	71	4	4		2458	•Bussning	•Bushing		
2180	72	2	2		405800.003	•Axel	•Shaft		
2200	73	2	2		167	•Smörjnippel	•Lubricant nipple		
2220	74	2	2		99046	•Stoppskruv	•Stop screw		
2240	75	2	2		97023	Bussning	Bushing		



Reservdelar - Spare parts

Pos. Fig.	Antal/Quantity			Art nr Part No	Benämning	Description	Sats Kit	Anmärkning Notes
			12/ 1200 -16					
0205	Utgåva Issue	Bild nr Picture No			Lyftstativ,duplex frilyft DUP,FLS, 12/1200-16 458832.xxxx	Lifting mast Duplex freelift, DUP,FLS 12/1200-16, 458832.xxxx		
	980615	14142						
0040	1		1	458832.XXXX	Lyftstativ	Lifting mast		2)KPL
0080	2		1	458835.XXXX	•Ytterstativ	•Outer mast		2)
0085	2A		1	450493.0200	•Slangfäste	•Hose attachment		
0090	2B	ERF	1	455833.0200	•Slangfäste	•Hose attachment		
0120	3		1	456280.XXXX	•Innerstativ	•Inner mast		2)
0160	4		4		•Stativhjul	•Mast wheel		KPL DRAW.409359.0100
0200	5		4	405809.003	••Axeltapp	••Shaft pivot		Ø80
0240	6		4	406532.001	••Stativhjul	••Mast wheel		DELKPL/SUB ASS
0280	6A		4	405810.002	•••Stativhjul	•••Mast wheel		
0320	7		8	97025	•••Lager	•••Bearing		
0360	8		4	95102	••Spärring	••Retaining ring		
0380	9		4	160	••Smörjnippel	••Lubricant nipple		
0400	10		4	407269.0500	•Stödrulle	•Support roller		KPL
0420	11		4	405796.0200	••Stödrulle	••Support roller		
0440	12		8	97039	••Bussning	••Bushing		
0460	13		4	309743.0100	••Axel	••Shaft		
0480	14		8	405797.001	••Öra	••Ear		
0505	15		4	454592.0100	••Smörjnippel	••Lubricant nipple		FÖRLÄNGD/PROLONGED 37
0520	16		8	920055.001	••Skruv	••Screw		
0540	17		2	408594.0100	•Öra	•Ear		
0610	18		1	256352.XXXX	•Lyftcylinder	•Lifting cylinder		SEE GR 80, PAGE 45
0615								5)V
0620			1	256352.XXXX	•Lyftcylinder	•Lifting cylinder		SEE GR 80, PAGE 45
0625								5)H
0640	19		4	920042.040	•Skruv	•Screw		
0660	20		4	5590	•Låsmutter	•Lock nut		
0700	21		2	406534.001	•Kedjehjul	•Chain wheel		KPL
0740	22		2	405815.001	•Kedjehjul	•Chain wheel		
0780	23		4	920372.002	•Lager	•Bearing		
0830	24	ERF	1	920089.004	•Kedja std-längd 5 m	•Chain std-length 5 m		2,73),2",METERVARA
0835		ERF	1	921380.0003	•Kedjelänk	•Chain link		
0880	25		2	405971.018	•Axel	•Shaft		
0960	26		4	5517	•Spärring	•Retaining ring		
0980	27		2	160	•Smörjnippel	•Lubricant nipple		
1000	28		4	920055.050	•Skruv	•Screw		
1030	29		1	355146.XXXX	•Skena	•Rail		2)
1040	30		3	922030.0003	•Mutter	•Nut		
1060	31		3	920042.005	•Skruv	•Screw		
1100	32		2	256348.XXXX	•Frilyftcylinder	•Free lifting cylinder		2)
1120								SEE GR 80, PAGE 47
1160	33		2	408644.0100	•Klammer	•Clamp		
1180	34		2	920042.010	•Skruv	•Screw		
1200	35		2	5957	•Mutter	•Nut		
1220	36		2	920042.076	•Skruv	•Screw		
1240	37		2	920076.007	•Mutter	•Nut		
1280	38		2	A09994.0200	•Kedjesträckare	•Chain tightener		
1320	39		2	406210.002	•Axel	•Shaft		
1340	40		2	95007	•Saxpinne	•Split pin		
1360	41		2	95008	•Saxpinne	•Split pin		
1380	42		2	920076.010	•Mutter	•Nut		
1405	43		2	408960.0100	•Axel	•Shaft		I VAGN/IN CARRIAGE
1420	44		2	921743.0001	•Bricka	•Washer		
1440	45		2	920042.003	•Skruv	•Screw		
1460	46		1	355147.0100	•Lamphållare	•Lamp holder		V
1480	47		1	450524.0100	•Lamphållare	•Lamp holder		H
1500	48		6	920042.005	•Skruv	•Screw		

2. Vid beställning angiv truckmodell,tillverkningsnummer och lyfthöjd When ordering state FLT type, manufacturing number and lifting height.
5. Vid beställning ange lyfthöjd och alt.höger eller vänster When ordering state lifting height and alt. right or left
73. Lagerföres i standardlängder. Kan mot pristillägg, även levereras i speciallängder. Stored in standard lengths. Can also be delivered in special lengths with a price addition.



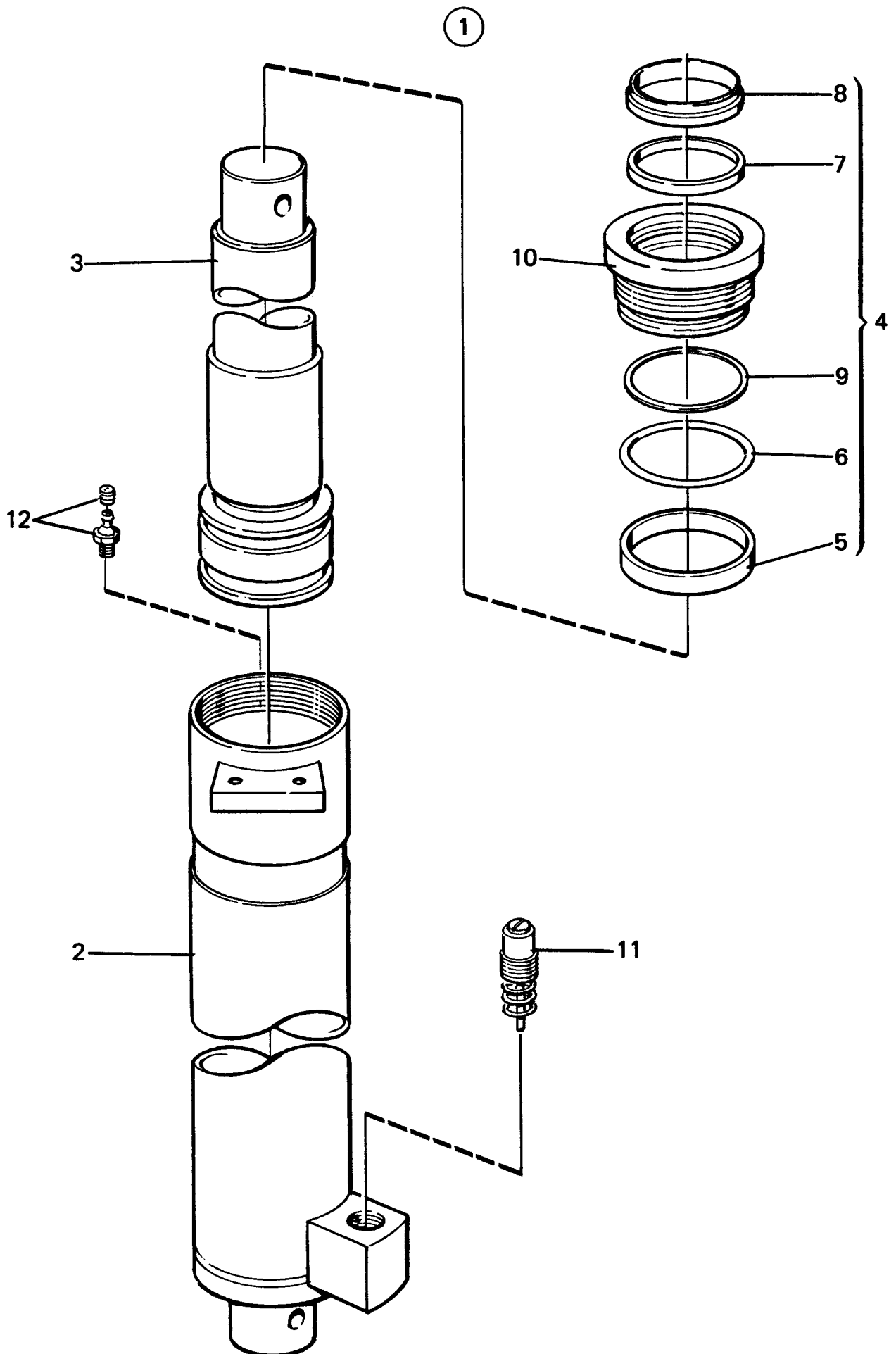
Reservdelar - Spare parts

80

41

0205

Utgåva Issue		Bild nr Picture No		Lyftstativ,duplex frilyft DUP,FLS, 12/1200-16 458832.xxxx		Lifting mast Duplex freelift, DUP,FLS 12/1200-16, 458832.xxxx		
Pos. Fig.	Antal/Quantity			Art nr Part No	Benämning	Description	Sats Kit	Anmärkning Notes
			12/ 1200 -16					
49			4	160	•Smörjnippel	•Lubricant nipple		SEE GR 80, PAGE 107
50			4	2564	•Lager	•Bearing		
51			4	2585	•Spårring	•Retaining ring		
52			4	405970.001	•Axel	•Shaft		
53			4	405974.001	•Låsbricka	•Lock washer		
54			8	920099.025	•Skruv	•Screw		
55			2	A01785.XXXX	•Tiltcylinder	•Tilt cylinder		
56			2	358595.0100	•Axel	•Shaft		
57			2	A00535.0100	•Vikbricka	•Fold washer		
58			2	920373.096	•Skruv	•Screw		
59								NOT USED
60								NOT USED
61								NOT USED
62			2	309039.0100	•Cylinderfäste	•Cylinder bracket		NOT USED TJL=1 TJL=3 KPL
63			4	98154	•Bricka	•Washer		
64			4	920042.079	•Skruv	•Screw		
65								
66			ERF	409423.0100	•Justermellanlägg	•Shim		
			ERF	409423.0300	•Justermellanlägg	•Shim		
67			8	920728.147	•Skruv	•Screw		
68			2	309354.0100	•Toppstödrulle	•Top support roller		
69			2	409353.0100	•Fäste	•Bracket		
70			2	405796.0300	•Stödrulle	•Support roller		
71			4	2458	•Bussning	•Bushing		
72			2	405800.003	•Axel	•Shaft		
73			2	167	•Smörjnippel	•Lubricant nipple		
74			2	99046	•Stoppskruv	•Stop screw		
75			2	97023	Bussning	Bushing		



Reservdelar - Spare parts

80

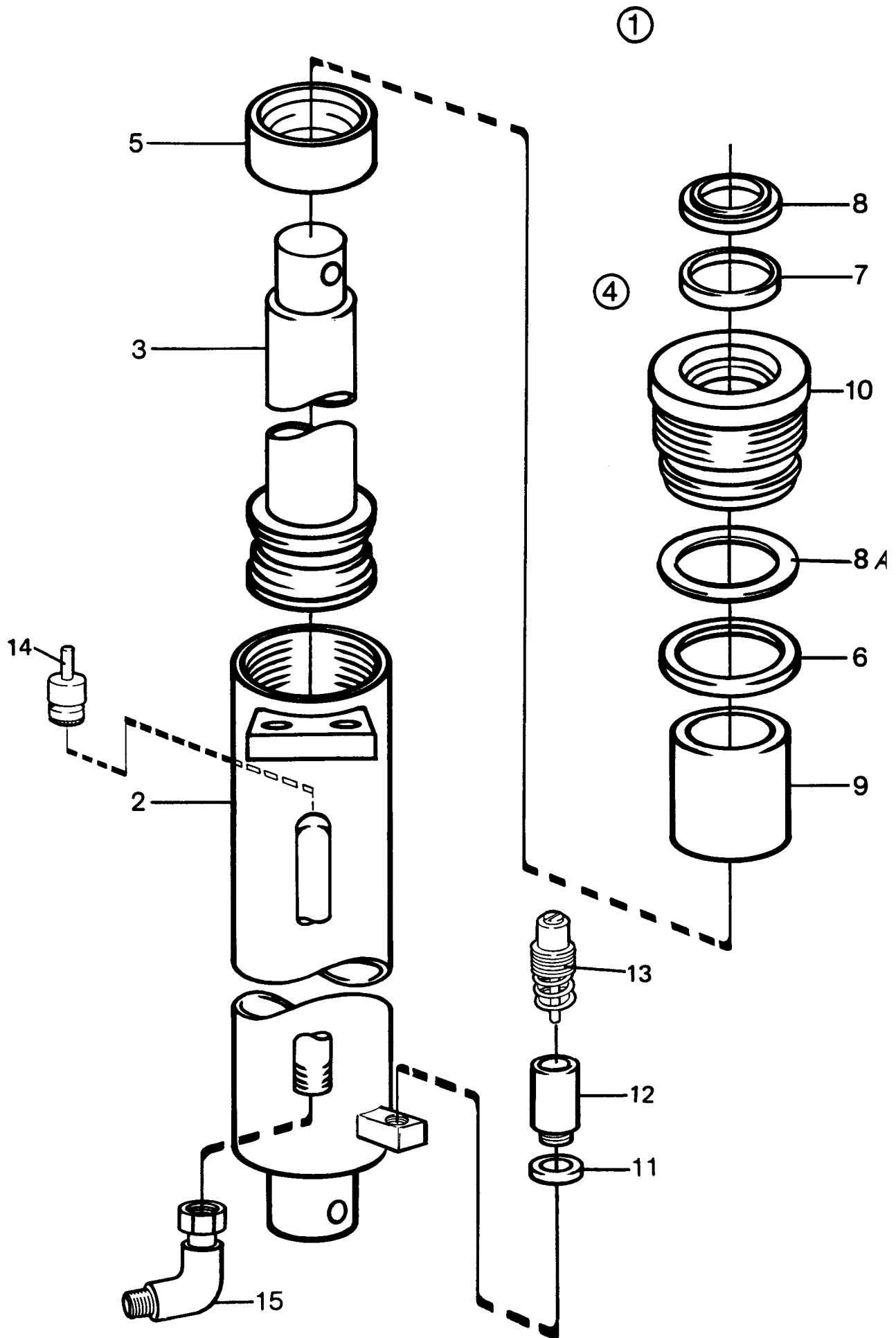
43

0207

0207	Utgåva Issue		Bild nr Picture No		Lyftcylinder för Duplex frilyftstativ 259050.xxxx		Lifting cylinder for Duplex free lift mast 259050.xxxx		
	Pos. Fig.	Antal/Quantity			Art nr Part No	Benämning	Description	Sats Kit	Anmärkning Notes
		9-10 /600	12- 13,6 /600						
0060	1	1	1		259050.XXXX	Lyftcylinder	Lifting cylinder	S S S S S	5)KPL V 5)KPL H 5)KPL V 5)KPL H 4)KPL
0080		1	1		259050.XXXX	Lyftcylinder	Lifting cylinder		
0180	2	1	1		257515.XXXX	•Cylinderrör	•Cylinder pipe		
0200		1	1		257515.XXXX	•Cylinderrör	•Cylinder pipe		
0260	3	1	1		356113.XXXX	•Kolvstång	•Piston rod		
0300	4	1	1		454452.4500	•Tätningssats	•Seal kit		
0340	5	2	2		922553.0036	••Kolvstyrningsring	••Piston guide ring		
0380	6	1	1		1357	••O-ring	••O-ring		
0400	7	1	1		923498.0002	••Manschett	••Seal		
0440	8	1	1		1384	••Avstrykare	••Wiper		
0470	9	1	1		5743	••Stödring	••Back-up ring		
0510	10	1	1		A00300.2800	•Cylinderhuvud	•Cylinder head		
0580	11	1	1		920054.008	•Sänkbromsventil	•Lowering check valve		
0640	12	1	1		922785.0006	•Avluftningsventil	•Air venting valve		

4. Vid beställning ange lyfthöjd. When ordering state lifting height.

5. Vid beställning ange lyfthöjd och alt.höger eller vänster When ordering state lifting height and alt. right or left



Reservdelar - Spare parts

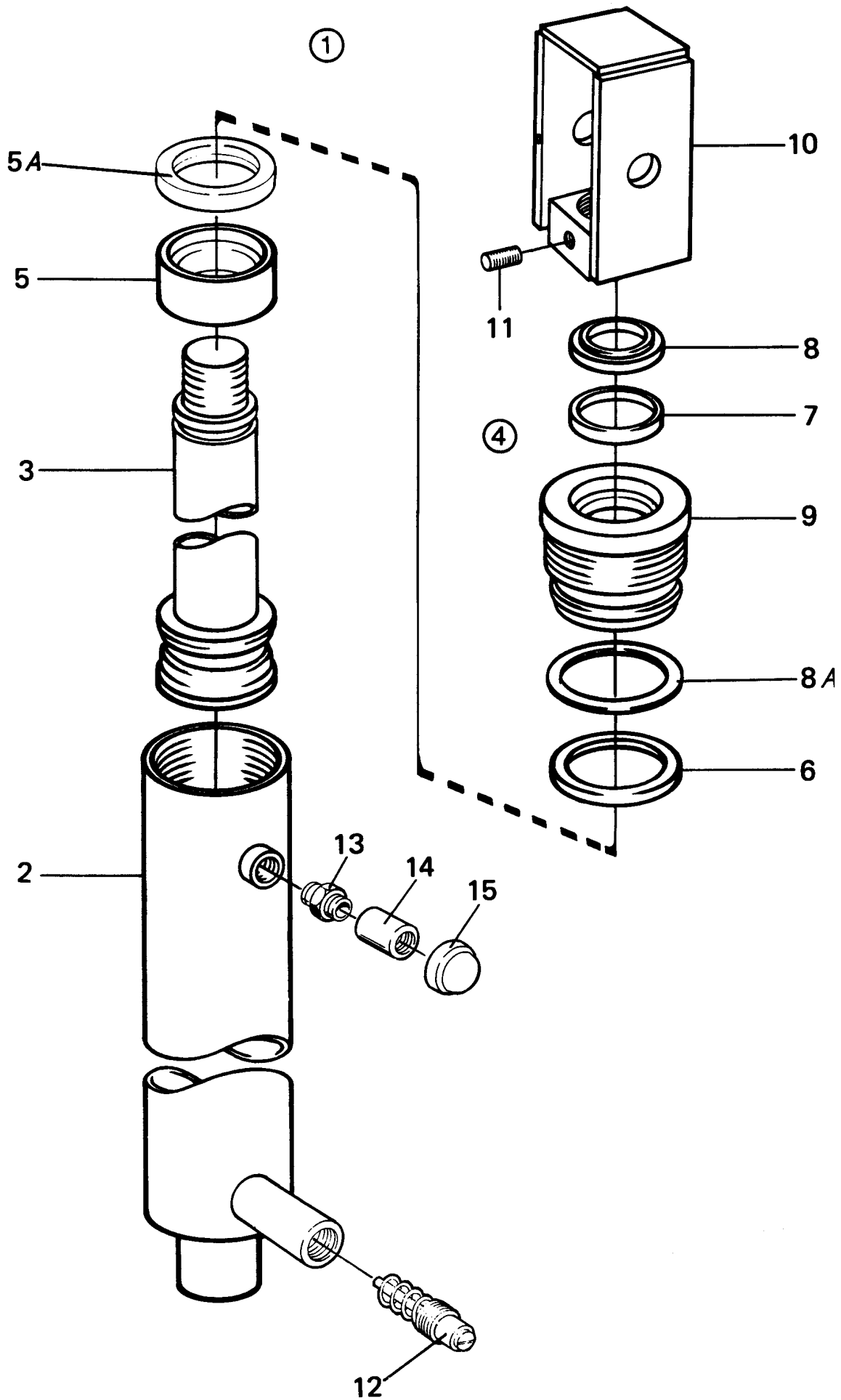
80

45

0210	Utgåva Issue		Bild nr Picture No		Lyftcylinder till Duplex frilyftstativ 256352.xxxx		Lifting cylinder for Duplex free lift mast 256352.xxxx		
	Pos. Fig.	Antal/Quantity			Art nr Part No	Benämning	Description	Sats Kit	Anmärkning Notes
				12/ 1200 -16					
0100	1			1	256352.XXXX	Lyftcylinder	Lifting cylinder		5)KPL V
0120				1	256352.XXXX	Lyftcylinder	Lifting cylinder		5)KPL H
0220	2			1	256355.XXXX	•Cylinderrör	•Cylinder pipe		5)KPL V
0240				1	256355.XXXX	•Cylinderrör	•Cylinder pipe		5)KPL H
0280	3			1	356353.XXXX	•Kolvstång	•Piston rod		4)KPL
0320	4			1	454452.6000	•Tätningssats	•Seal kit		
0360	5			1	96029	••Kolv tätning	••Piston seal	S	
0380	6			1	1357	••O-ring	••O-ring	S	
0420	7			1	920102.001	••Manschett	••Seal	S	
0460	8			1	96074	••Avstrykare	••Wiper	S	
0470	8A			1	5743	••Stödring	••Back-up ring	S	
0480	9			1	405360.029	•Distans	•Spacer		
0530	10			1	A00300.1700	•Cylinderhuvud	•Cylinder head		
0540	11			1	5938	•Tredoring	•Tredoring		
0560	12			1	356111.0100	•Anslutning	•Connection		
0600	13			1	920054.011	•Sänkbromsventil	•Lowering check valve		
0640	14								NOT USED
0660	15			1	94169	•Koppling	•Fitting		

4. Vid beställning ange lyfthöjd. When ordering state lifting height.

5. Vid beställning ange lyfthöjd och alt.höger eller vänster When ordering state lifting height and alt. right or left



Reservdelar - Spare parts

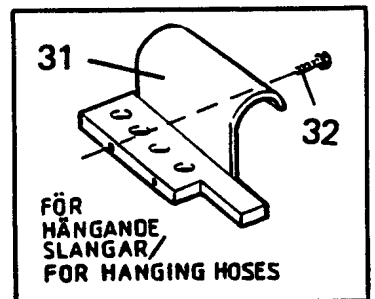
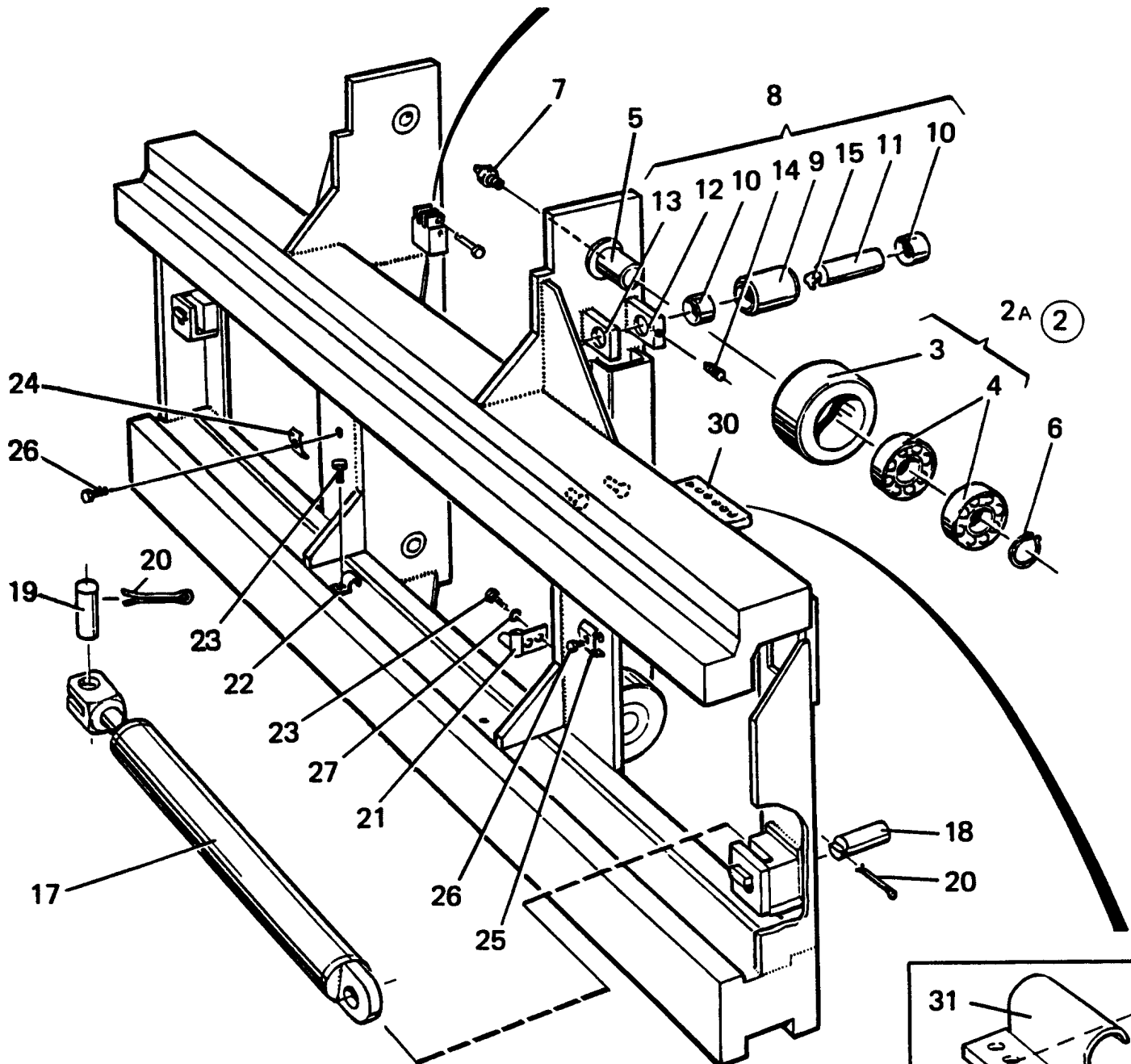
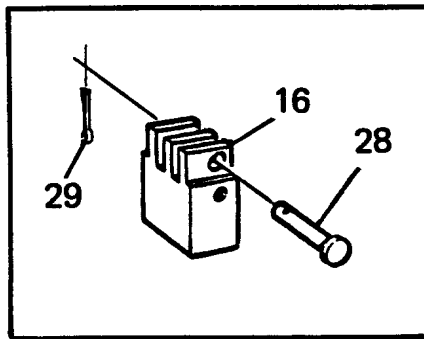
80

47

0220

Utgåva Issue		Bild nr Picture No		Frilyftcylinder till Duplex frilyftstativ		Free lifting cylinder for Duplex free lift mast		
980615		16629						
Pos. Fig.	Antal/Quantity			Art nr Part No	Benämning	Description	Sats Kit	Anmärkning Notes
	9-10 /600	12- 13,6 /600	12/ 1200 -16					
0010	1	1			259051.XXXX	Frilyftcylinder	Free lifting cylinder	2)KPL 2)KPL

1

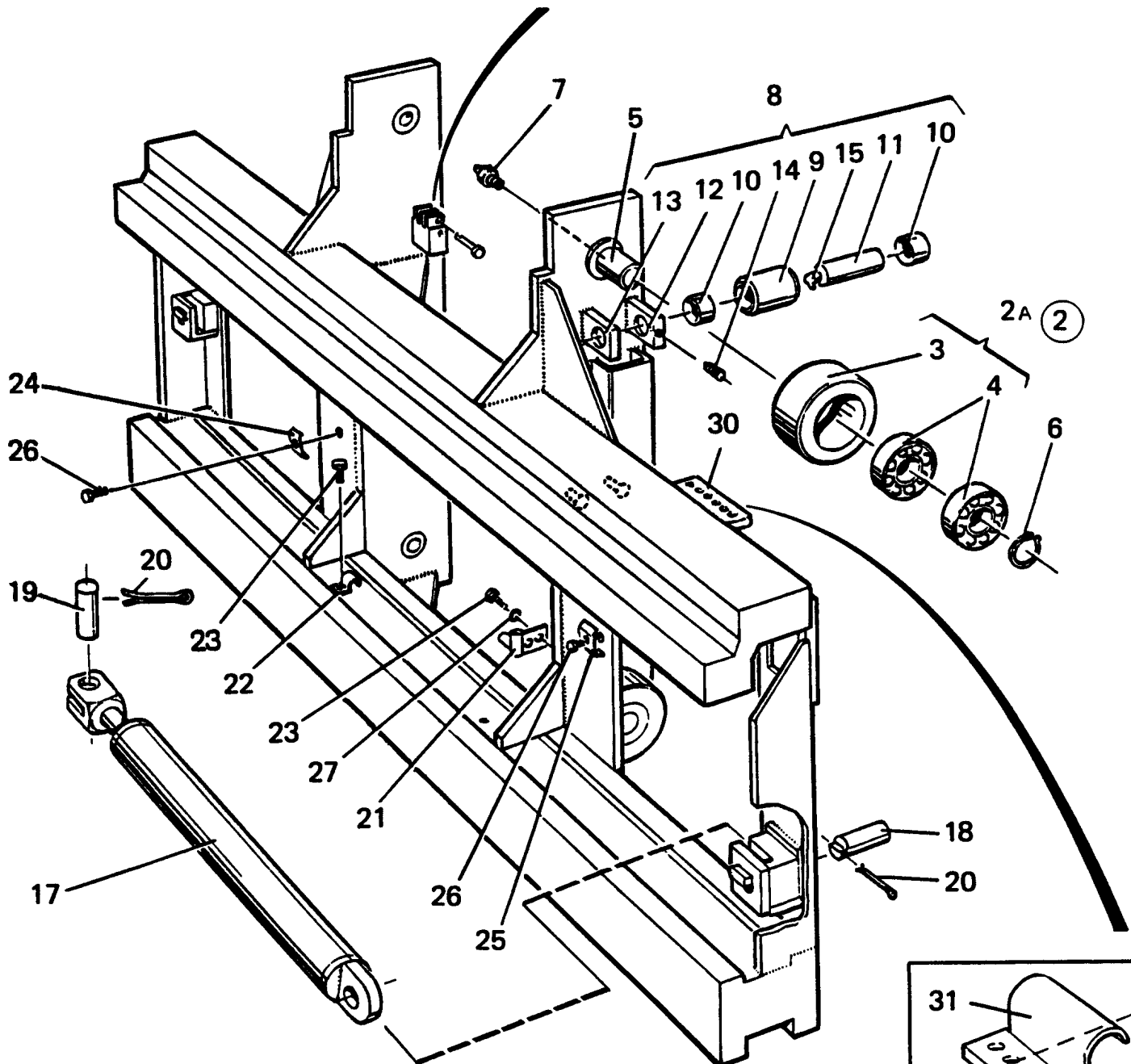
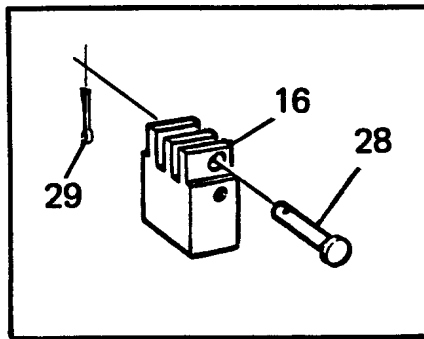


Reservdelar - Spare parts

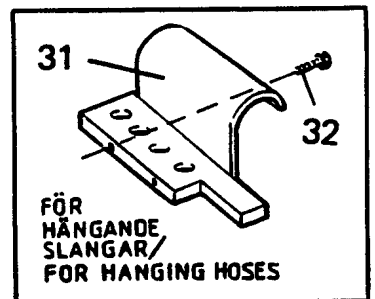
0240

0240	Utgåva Issue		Bild nr Picture No		Gaffelspridningsvagn till Duplex frilyftstativ 9-13,6/600		Fork spreading carriage for Duplex free lift mast, 9-13,6/600		
	Pos. Fig.	Antal/Quantity			Art nr Part No	Benämning	Description	Sats Kit	Anmärkning Notes
		9-10	12- 13,6 /600						
0020	1	1			459052.0100	Gaffelspridningsvagn	Fork spreading carriage		2)KPL
0027			1		459052.0200	Gaffelspridningsvagn	Fork spreading carriage		2)KPL
0030	2	4	4			•Stativhjul	•Mast wheel		KPL DRAW.409356.0100
0040	2A	4	4		406531.001	••Stativhjul	••Mast wheel		KPL
0080	3	4	4		405810.001	•••Stativhjul	•••Mast wheel		
0120	4	8	8		97011	•••Kullager	•••Ball bearing		
0160	5	4	4		405809.002	••Axeltapp	••Shaft pivot		Ø 60
0200	6	4	4		5517	••Spårring	••Retaining ring		
0240	7	4	4		160	••Smörjnippel	••Lubricant nipple		
0270	8	4	4		407269.0700	•Stödrulle	•Support roller		KPL
0280	9	4	4		405796.0200	••Stödrulle	••Support roller		
0300	10	8	8		97039	••Bussning	••Bushing		
0330	11	4	4		309743.0100	••Axel	••Shaft		
0340	12	4	4		405797.001	••Öra	••Ear		
0370	13	4	4		405797.001	••Öra	••Ear		
0390	14	8	8		920055.001	••Stoppskruv	••Stop screw		
0400	15	4	4		455859.0100	••Smörjnippel	••Lubricant nipple		
0418		4	4		455859.0200	••Smörjnippel	••Lubricant nipple		FÖRLÄNGD/PROLONGED 55
0420	16	1			308697.0700	•Kedjefäste	•Chain attachment		H
0440		1			308697.0800	•Kedjefäste	•Chain attachment		V
0452			1		308697.0500	•Kedjefäste	•Chain attachment		H
0455			1		308697.0600	•Kedjefäste	•Chain attachment		V
0470	17	2	2		A01787.XXXX	•Gaffelspridningscylinder	•Fork spreading cylinder		SEE GR 80, PAGE 111
0480	18	2	2		R31224.005	•Axel	•Shaft		
0500	19	2	2		R31224.001	•Axel	•Shaft		
0520	20	4	4		95011	•Saxpinne	•Split pin		
0550	21	1	1		407343.0300	•Fäste med T-rör	•Bracket with T-pipe		1/2"
0560	22	ERF	ERF		406536.001	•Klammer	•Clamp		
0580	23	ERF	ERF		920099.027	•Skruv	•Screw		
0600	24	1	1		407351.0100	•Klammer	•Clamp		
0620	25	1	1		R41581.001	•Klammer	•Clamp		GFS
0640	26	ERF	ERF		920099.073	•Skruv	•Screw		
0660	27	9	9		920098.025	•Bricka	•Washer		
0680	28	2			406210.001	•Axel	•Shaft		
0687			2		406210.002	•Axel	•Shaft		
0700	29	4	4		95007	•Saxpinne	•Split pin		
0840	30	2	2		450088.0200	•Slangfäste	•Hose attachment		
0860	31	1	1		455083.0100	•Hållare	•Holder		
0880	32	2	2		920042.003	•Skruv	•Screw		

1

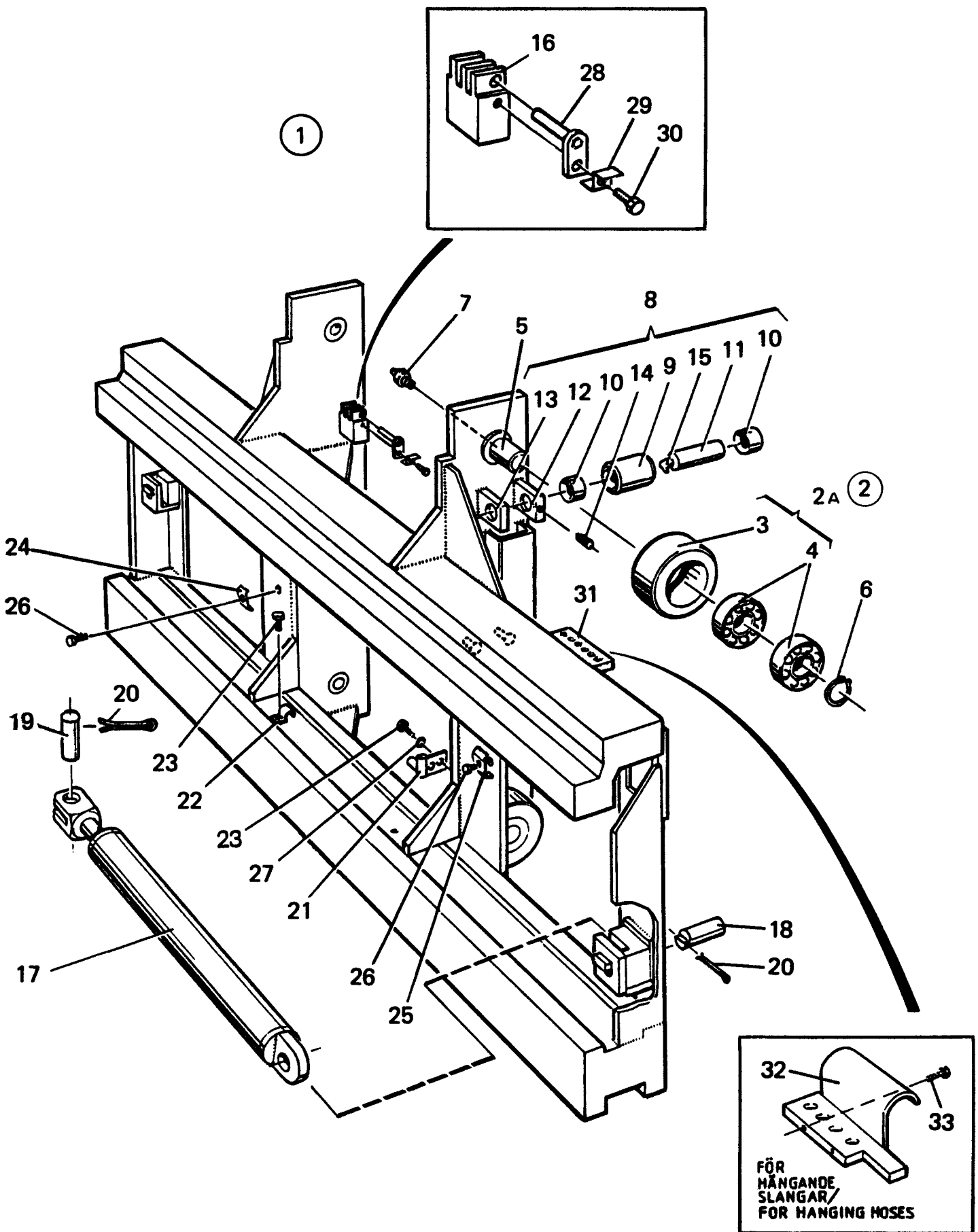


2A 2



Reservdelar - Spare parts

Pos. Fig.	Antal/Quantity			Art nr Part No	Benämning	Description	Sats Kit	Anmärkning Notes
	9-10	12- 13,6 /600						
0245	Utgåva Issue	Bild nr Picture No			Gaffelspridningsvagn till Duplex frilyftstativ 9-13,6/600	Fork spreading carriage for Duplex free lift mast, 9-13,6/600		
	980615	16651						
0020	1	1		A12755.0100	Gaffelspridningsvagn	Fork spreading carriage		2)KPL, VB=2450
0027		1		A12756.0100	Gaffelspridningsvagn	Fork spreading carriage		2)KPL, VB=2450
0028		1		A12756.0200	Gaffelspridningsvagn	Fork spreading carriage		2)KPL, VB=2900
0030	2	4	4		•Stativhjul	•Mast wheel		KPL DRAW.409356.0100
0040	2A	4	4	406531.001	••Stativhjul	••Mast wheel		KPL
0080	3	4	4	405810.001	•••Stativhjul	•••Mast wheel		
0120	4	8	8	97011	•••Kullager	•••Ball bearing		
0160	5	4	4	405809.002	••Axeltapp	••Shaft pivot		Ø 60
0200	6	4	4	5517	••Spärring	••Retaining ring		
0240	7	4	4	160	••Smörjnippel	••Lubricant nipple		
0270	8	4	4	407269.0700	•Stödrulle	•Support roller		KPL
0280	9	4	4	405796.0200	••Stödrulle	••Support roller		
0300	10	8	8	97039	••Bussning	••Bushing		
0330	11	4	4	309743.0100	••Axel	••Shaft		
0340	12	4	4	405797.001	••Öra	••Ear		
0370	13	4	4	405797.001	••Öra	••Ear		
0390	14	8	8	920055.001	••Stoppskruv	••Stop screw		
0400	15	4	4	455859.0100	••Smörjnippel	••Lubricant nipple		
0418		4	4	455859.0200	••Smörjnippel	••Lubricant nipple		FÖRLÄNGD/PROLONGED 55
0420	16	1		308697.0700	•Kedjefäste	•Chain attachment		H
0440		1		308697.0800	•Kedjefäste	•Chain attachment		V
0452			1	308697.0500	•Kedjefäste	•Chain attachment		H
0455			1	308697.0600	•Kedjefäste	•Chain attachment		V
0475	17	2	2	A12196.XXXX	•Gaffelspridningscylinder	•Fork spreading cylinder		SEE GR 80, PAGE 113
0480	18	2	2	R31224.005	•Axel	•Shaft		
0500	19	2	2	R31224.001	•Axel	•Shaft		
0520	20	4	4	95011	•Saxpinne	•Split pin		
0550	21	1	1	407343.0300	•Fäste med T-rör	•Bracket with T-pipe		1/2"
0560	22	ERF	ERF	406536.001	•Klammer	•Clamp		
0580	23	ERF	ERF	920099.027	•Skruv	•Screw		
0600	24	1	1	R41581.001	•Klammer	•Clamp		
0620	25	1	1	R41581.001	•Klammer	•Clamp		GFS
0640	26	ERF	ERF	920074.105	•Skruv	•Screw		
0660	27	9	9	920098.025	•Bricka	•Washer		
0680	28	2		406210.001	•Axel	•Shaft		
0687			2	406210.002	•Axel	•Shaft		
0700	29	4	4	95007	•Saxpinne	•Split pin		
0840	30	2	2	450088.0200	•Slangfäste	•Hose attachment		
0860	31	1	1	455083.0100	•Hållare	•Holder		
0880	32	2	2	920042.003	•Skruv	•Screw		



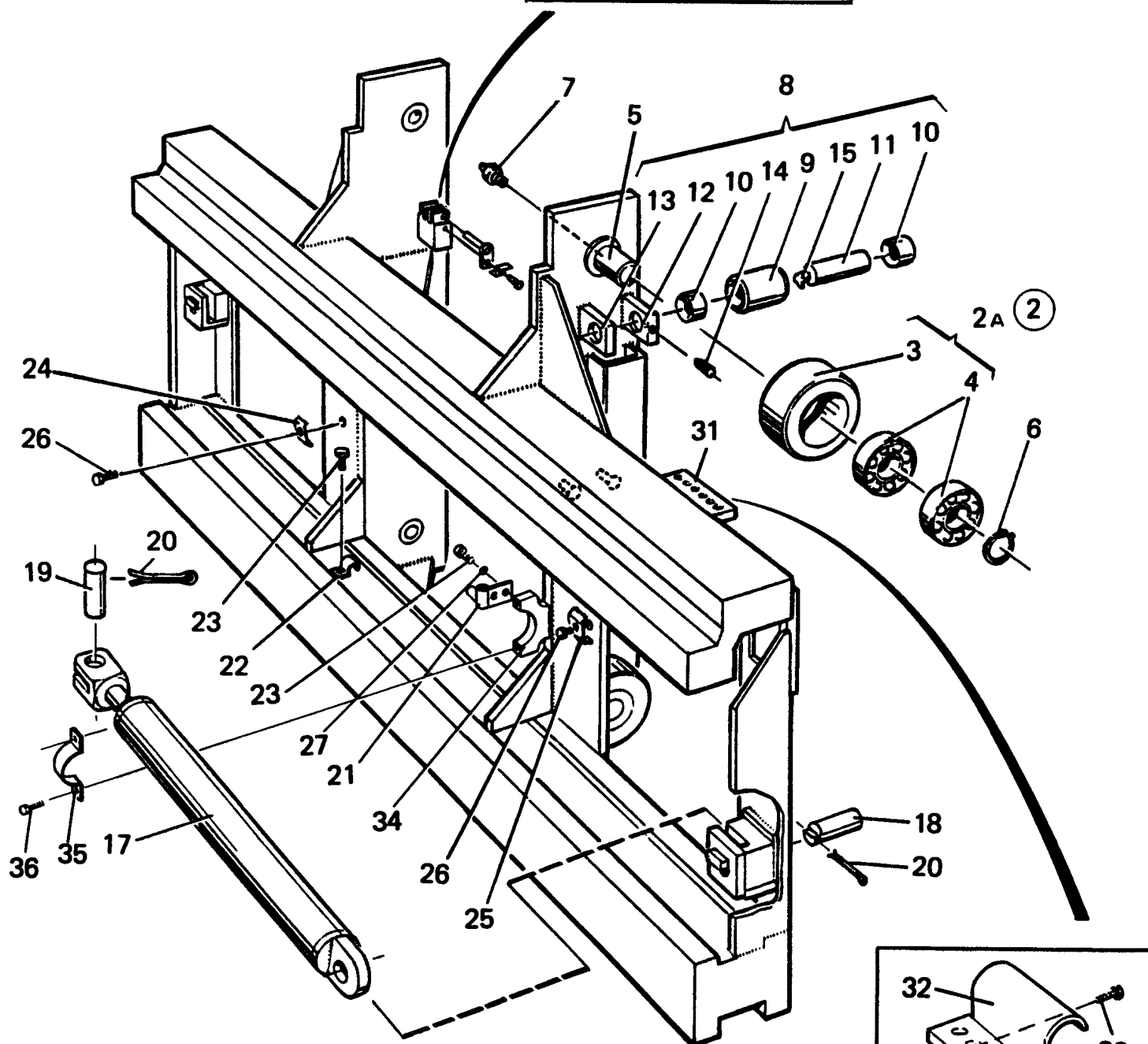
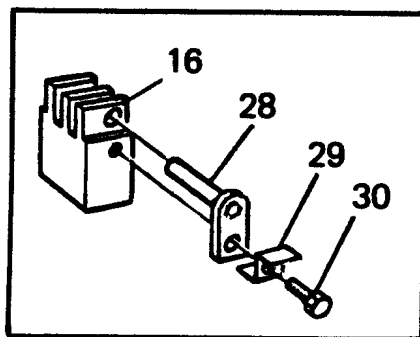
Reservdelar - Spare parts

80

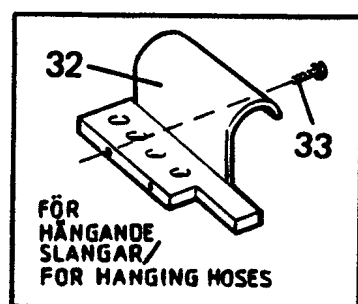
53

Pos. Fig.	Antal/Quantity			Art nr Part No	Benämning	Description	Sats Kit	Anmärkning Notes
			12/ 1200 -16					
0250	Utgåva Issue	Bild nr Picture No			Gaffelspridningsvagn till Duplex frilyftstativ 12/1200-16, 406405.039	Fork spreading carriage for Duplex free lift mast, 12/1200-16		
	980615	16652						
0030	1		1	406405.039	Gaffelspridningsvagn	Fork spreading carriage		2)KPL
0040	2		4		•Stativhjul	•Mast wheel		KPL DRAW.409357.0100
0060	2A		4	406532.001	••Stativhjul	••Mast wheel		KPL
0100	3		4	405810.002	•••Stativhjul	•••Mast wheel		
0140	4		8	97025	•••Kullager	•••Ball bearing		
0180	5		4	405809.004	••Axeltapp	••Shaft pivot		Ø 80
0220	6		4	95102	••Spårring	••Retaining ring		
0240	7		4	160	••Smörjnippel	••Lubricant nipple		
0270	8		4	407269.0700	•Stödrulle	•Support roller		KPL
0280	9		4	405796.0200	••Stödrulle	••Support roller		
0300	10		8	97039	••Bussning	••Bushing		
0330	11		4	309743.0100	••Axel	••Shaft		
0340	12		4	405797.001	••Öra	••Ear		
0370	13		4	405797.001	••Öra	••Ear		
0390	14		8	920055.001	••Stoppsskruv	••Stop screw		
0400	15		4	455859.0100	••Smörjnippel	••Lubricant nipple		
0418			4	455859.0200	••Smörjnippel	••Lubricant nipple		FÖRLÄNGD/PROLONGED 55
0455	16		2	308697.0100	•Kedjefäste	•Chain attachment		
0470	17		2	A01787.XXXX	•Gaffelspridningscylinder	•Fork spreading cylinder		SEE GR 80, PAGE 111
0480	18		2	R31224.005	•Axel	•Shaft		
0500	19		2	R31224.001	•Axel	•Shaft		
0520	20		4	95011	•Saxpinne	•Split pin		
0550	21		1	407343.0300	•Fäste med T-rör	•Bracket with T-pipe		1/2"
0560	22	ERF		406536.001	•Klammer	•Clamp		
0580	23	ERF		920099.027	•Skruv	•Screw		
0600	24		1	407351.0100	•Klammer	•Clamp		
0620	25		1	R41581.001	•Klammer	•Clamp		GFS
0640	26	ERF		920099.073	•Skruv	•Screw		
0660	27		9	920098.025	•Bricka	•Washer		
0690	28		2	408960.0100	•Axel	•Shaft		
0700	29		2	921743.0001	•Vikbricka	•Fold washer		
0720	30		2	920042.003	•Skruv	•Screw		
0840	31		2	450088.0200	•Slangfäste	•Hose attachment		
0860	32		1	455083.0100	•Hållare	•Holder		
0880	33		2	920042.002	•Skruv	•Screw		

1

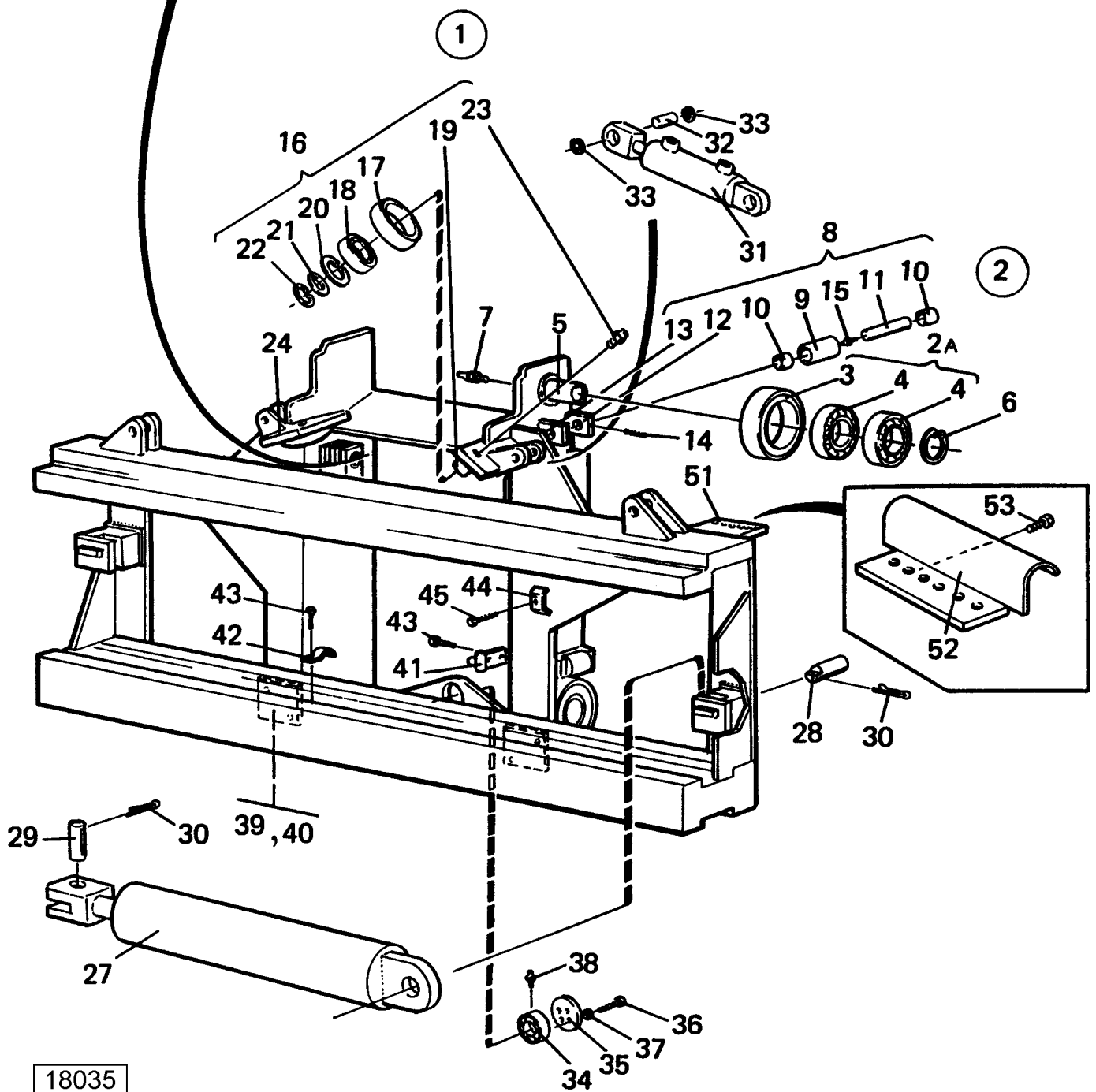
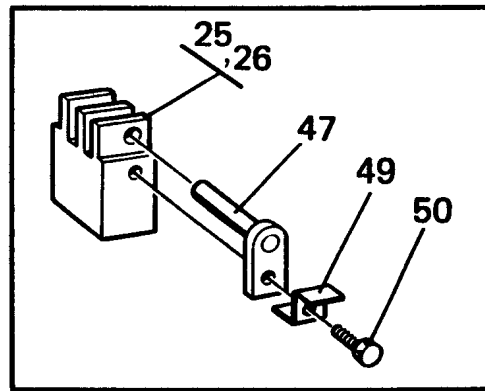
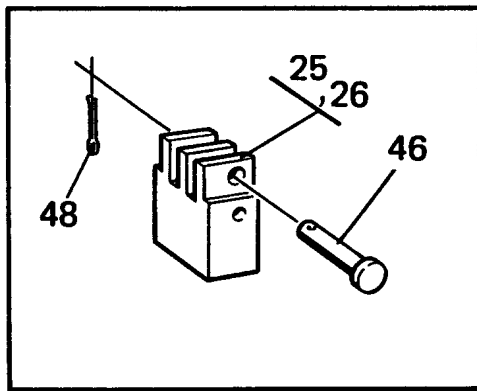


2



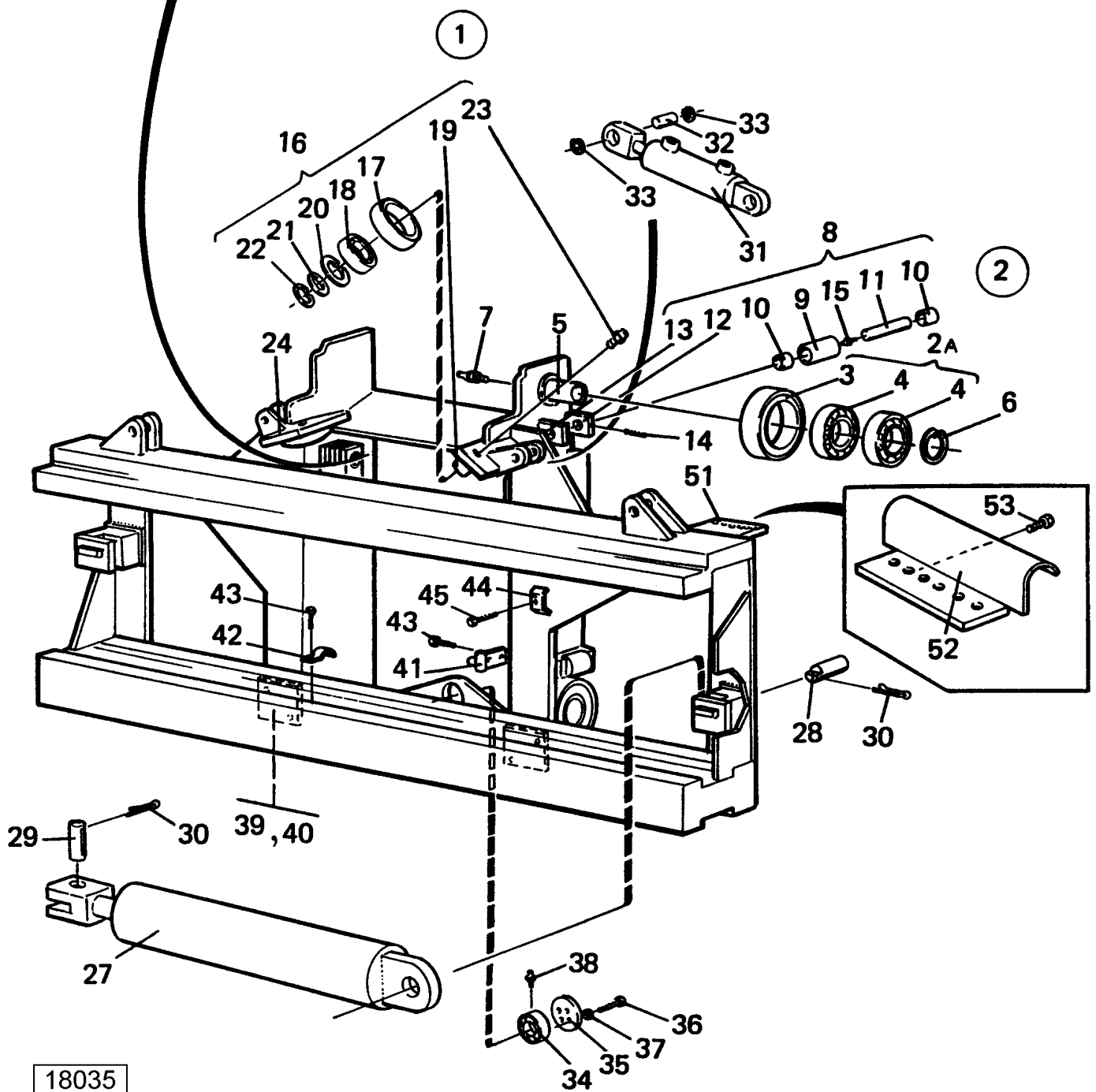
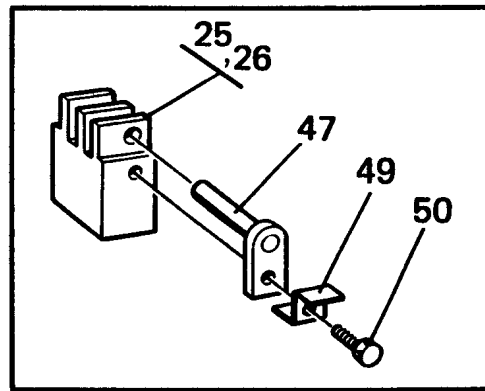
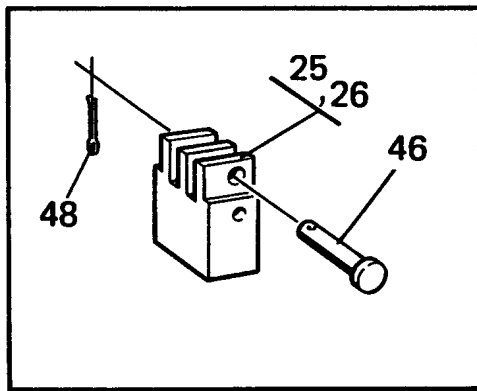
Reservdelar - Spare parts

Pos. Fig.	Antal/Quantity			Art nr Part No	Benämning	Description	Sats Kit	Anmärkning Notes
			12/ 1200 -16					
0252	Utgåva Issue	Bild nr Picture No			Gaffelspridningsvagn till Duplex frilyftstativ 12/1200-16, A12757.xxxx	Fork spreading carriage for Duplex free lift mast, 12/1200-16		
0030	1		1	A12757.0100	Gaffelspridningsvagn	Fork spreading carriage		2)KPL, VB=2500
0035			1	A12757.0200	Gaffelspridningsvagn	Fork spreading carriage		2)KPL, VB=2950
0040	2		4		•Stativhjul	•Mast wheel		KPL DRAW.409357.0100
0060	2A		4	406532.001	••Stativhjul	••Mast wheel		KPL
0100	3		4	405810.002	•••Stativhjul	•••Mast wheel		
0140	4		8	97025	•••Kullager	•••Ball bearing		
0180	5		4	405809.004	••Axeltapp	••Shaft pivot		Ø 80
0220	6		4	95102	••Spårring	••Retaining ring		
0240	7		4	160	••Smörjnippel	••Lubricant nipple		
0270	8		4	407269.0700	•Stödrulle	•Support roller		KPL
0280	9		4	405796.0200	••Stödrulle	••Support roller		
0300	10		8	97039	••Bussning	••Bushing		
0330	11		4	309743.0100	••Axel	••Shaft		
0340	12		4	405797.001	••Öra	••Ear		
0370	13		4	405797.001	••Öra	••Ear		
0390	14		8	920055.001	••Stoppskruv	••Stop screw		
0400	15		4	455859.0100	••Smörjnippel	••Lubricant nipple		
0418			4	455859.0200	••Smörjnippel	••Lubricant nipple		FÖRLÄNGD/PROLONGED 55
0455	16		2	308697.0100	•Kedjefäste	•Chain attachment		
0470	17		2	A12196.XXXX	•Gaffelspridningscylinder	•Fork spreading cylinder		SEE GR 80, PAGE 113
0480	18		2	R31224.005	•Axel	•Shaft		
0500	19		2	R31224.001	•Axel	•Shaft		
0520	20		4	95011	•Saxpinne	•Split pin		
0550	21		1	407343.0300	•Fäste med T-rör	•Bracket with T-pipe		1/2"
0560	22	ERF		406536.001	•Klammer	•Clamp		
0580	23	ERF		920099.027	•Skruv	•Screw		
0600	24		1	R41581.001	•Klammer	•Clamp		
0620	25		1	R41581.001	•Klammer	•Clamp		GFS
0640	26	ERF		920074.105	•Skruv	•Screw		
0660	27		9	920098.025	•Bricka	•Washer		
0690	28		2	408960.0100	•Axel	•Shaft		
0700	29		2	921743.0001	•Vikbricka	•Fold washer		
0720	30		2	920042.003	•Skruv	•Screw		
0840	31		2	450088.0200	•Slangfäste	•Hose attachment		
0860	32		1	455083.0100	•Hållare	•Holder		
0880	33		2	920042.002	•Skruv	•Screw		
0900	34		2	408125.0100	•Stöd	•Support		
0920	35		2	409714.0100	•Stöd	•Support		
0940	36		4	920728.136	•Skruv	•Screw		



Reservdelar - Spare parts

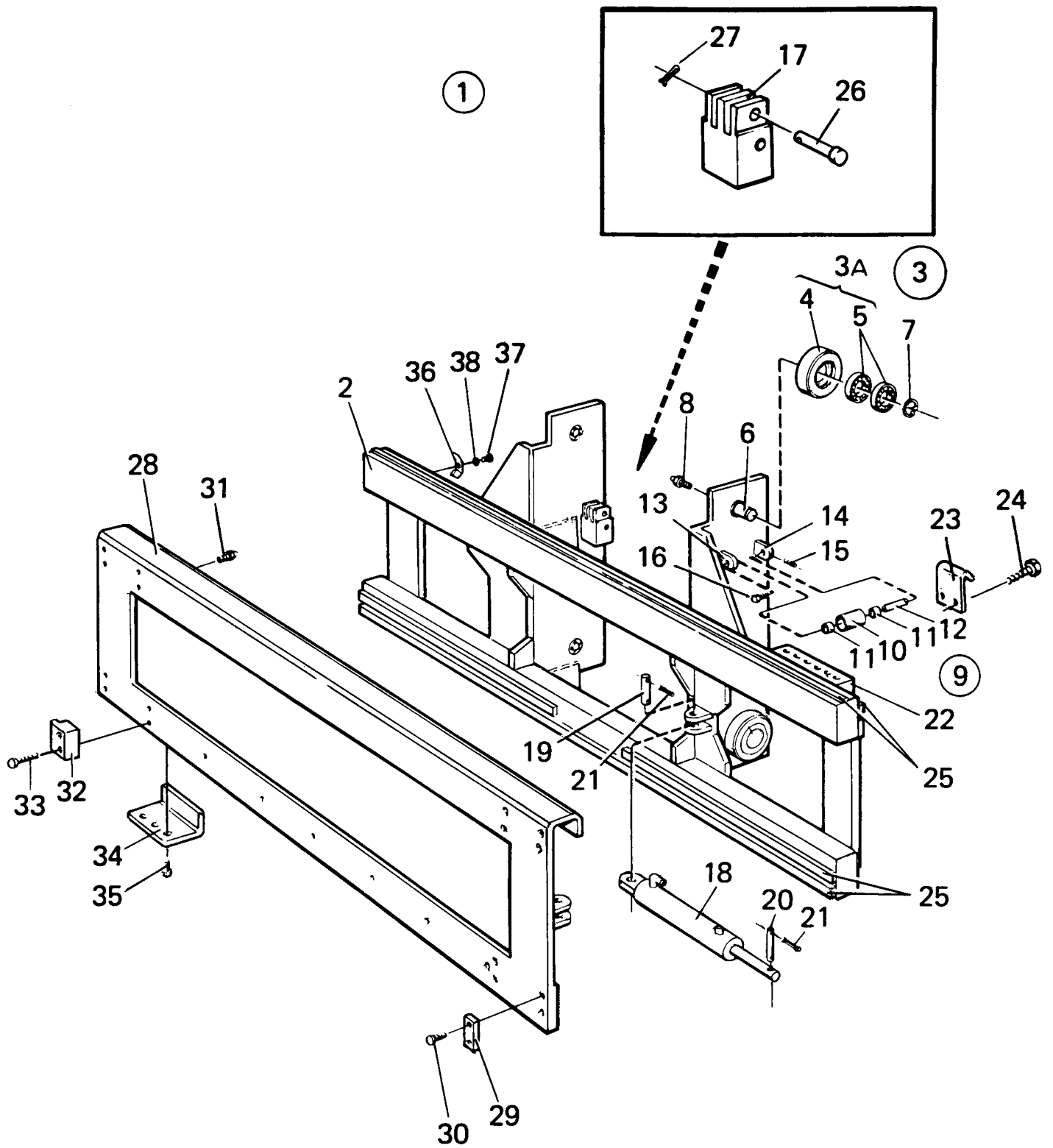
0254	Utgåva Issue		Bild nr Picture No		Gaffelspridningsvagn till Duplex frilyftstativ, Centrumskevnig		Fork spreading carriage for Duplex free lift mast, Central levelling		
	980615		18035						
	Pos. Fig.	Antal/Quantity			Art nr Part No	Benämning	Description	Sats Kit	Anmärkning Notes
			12- 13,6 /600	12/ 1200 -16					
0040	1		1		A12768.0100	Gaffelspridningsvagn	Fork spreading carriage		2)KPL, VB=2450
0060				1	A12769.0100	Gaffelspridningsvagn	Fork spreading carriage		2)KPL, VB=2500
0080	2		4			•Stativhjul	•Mast wheel		KPL DRAW.409356.0100
0100				4		•Stativhjul	•Mast wheel		KPL DRAW.409357.0100
0120	2A		4		406531.001	••Stativhjul	••Mast wheel		KPL
0140				4	406532.001	••Stativhjul	••Mast wheel		KPL
0160	3		4		405810.001	•••Stativhjul	•••Mast wheel		
0180				4	405810.002	•••Stativhjul	•••Mast wheel		
0200	4		8		97011	•••Kullager	•••Ball bearing		
0220				8	97025	•••Kullager	•••Ball bearing		
0240	5		4		405809.002	••Axeltapp	••Shaft pivot		Ø 60
0260				4	405809.004	••Axeltapp	••Shaft pivot		Ø 80
0280	6		4		5517	••Spårring	••Retaining ring		
0300				4	95102	••Spårring	••Retaining ring		
0320	7		4	4	160	••Smörjnippel	••Lubricant nipple		
0340	8		4		407269.0700	•Stödrulle	•Support roller		KPL
0360				4	407269.0500	•Stödrulle	•Support roller		KPL
0380	9		4	4	405796.0200	••Stödrulle	••Support roller		
0400	10		8	8	97039	••Bussning	••Bushing		
0420	11		4	4	309743.0100	••Axel	••Shaft		
0440	12		4	4	405797.001	••Öra	••Ear		
0460	13		4	4	405797.001	••Öra	••Ear		
0480	14		8	8	920055.001	••Stoppskruv	••Stop screw		
0500	15		4		455859.0100	••Smörjnippel	••Lubricant nipple		
0520				4	455859.0200	••Smörjnippel	••Lubricant nipple		FÖRLÄNGD/PROLONGED 55
0540	16		2		409242.0300	•Stödrulle	•Support roller		KPL
0560				2	334194.0100	•Stödrulle	•Support roller		KPL
0580	17		2		R41704.001	••Stödrulle	••Support roller		
0600				2	434197.0100	••Stödrulle	••Support roller		
0620	18		2		2566	••Ledlager	••Guide bearing		
0640				2	2565	••Ledlager	••Guide bearing		
0660	19		2		406317.004	••Axeltapp	••Shaft pivot		
0680				2	434195.0100	••Axeltapp	••Shaft pivot		
0700	20		4		2588	••Spårring	••Retaining ring		
0720				4	2586	••Spårring	••Retaining ring		
0740	21			2	434196.0100	••Distansring	••Spacer ring		
0760	22		2		2583	••Spårring	••Retaining ring		
0780				2	5517	••Spårring	••Retaining ring		
0800	23		2	2	160	••Smörjnippel	••Lubricant nipple		
0820	24		2		454732.0100	•Fäste	•Bracket		SEE GR 80, PAGE 113
0840				2	435903.0100	•Fäste	•Bracket		
0860	25		1		308697.0600	•Kedjefäste	•Chain attachment		
0870				1	308697.0100	•Kedjefäste	•Chain attachment		
0880	26		1		308697.0500	•Kedjefäste	•Chain attachment		
0890				1	308697.0100	•Kedjefäste	•Chain attachment		
0900	27		2	2	A12196.XXXX	•Gaffelspridningscylinder	•Fork spreading cylinder		SEE GR 80, PAGE 113
0920	28		2	2	R31224.005	•axel	•shaft		
0940	29		2	2	R31224.001	•Axel	•Shaft		
0960	30		4	4	95011	•Saxpinne	•Split pin		
0980	31		2		A01285.0100	•Skevningscylinder	•Levelling cylinder		SEE GR 80, PAGE 123
1000				2	A01792.0100	•Skevningscylinder	•Levelling cylinder		SEE GR 80, PAGE 125
1020	32		4	4	SF2484.011	•Axel	•Shaft		
1040	33		8	8	5312	•Spårring	•Retaining ring		
1060	34		1	1	921463.0002	•Lager	•Bearing		
1080	35		1	1	435900.0100	•Lock	•Cover		
1100	36		4	4	921899.126	•Skruv	•Screw		
1120	37		4	4	920098.009	•Bricka	•Washer		
1140	38		1	1	160	•Smörjnippel	•Lubricant nipple		
1160	39		2	2	A05060.0100	•Slitplatta	•Wear plate		



Reservdelar - Spare parts
80
59

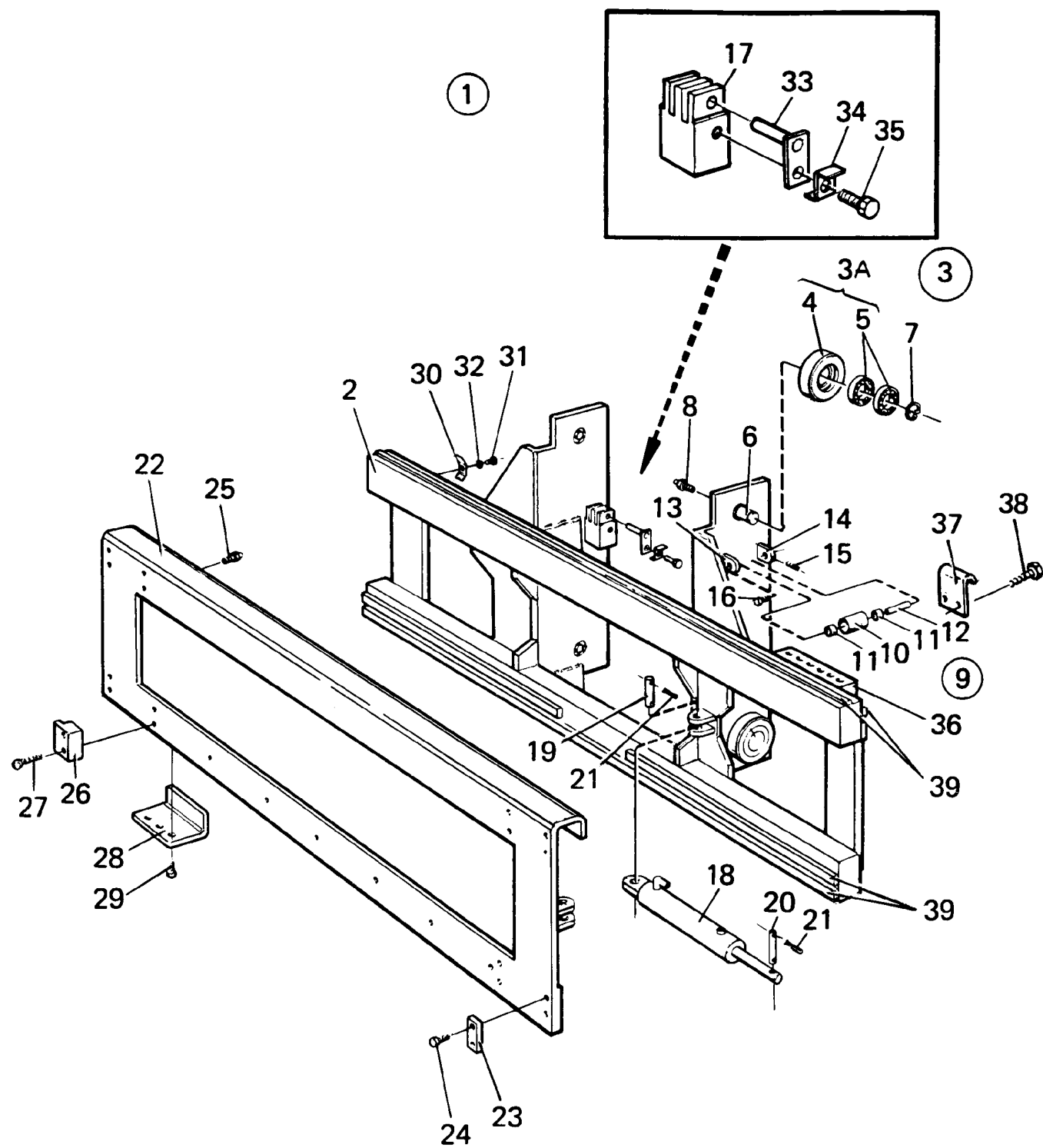
0254

Utgåva Issue		Bild nr Picture No		Gaffelspridningsvagn till Duplex frilyftstativ, Centrumskevnig		Fork spreading carriage for Duplex free lift mast, Central levelling		
Pos. Fig.	Antal/Quantity			Art nr Part No	Benämning	Description	Sats Kit	Anmärkning Notes
		12- 13,6 /600	12/ 1200 -16					
40		4	4	920043.046	•Skruv	•Screw		1/2"
41		1	1	407343.0300	•Fäste med T-rör	•Bracket with T-pipe		
42		ERF	ERF	406536.001	•Klammer	•Clamp		
43		ERF	ERF	920099.027	•Skruv	•Screw		
44		1	1	R41581.001	•Klammer	•Clamp		
45		ERF	ERF	920074.105	•Skruv	•Screw		
46		2		406210.002	•Axel	•Shaft		
47			2	408960.0100	•Axel	•Shaft		
48		2		95007	•Saxpinne	•Split pin		
49			2	921743.0001	•Vikbricka	•Fold washer		
50			2	920042.003	•Skruv	•Screw		
51		2	2	450088.0200	•Slangfäste	•Hose attachment		
52		1	1	455083.0100	•Hållare	•Holder		
53		2	2	920042.003	•Skruv	•Screw		



Reservdelar - Spare parts

0255	Utgåva Issue		Bild nr Picture No		Sidoföringsvagn till Duplex frilyftstativ VB=2450, 9-13,6/600		Side shifting carriage for Duplex free lifting mast VB=2450,9-13,6/600	
	980615		23455					
Pos. Fig.	Antal/Quantity			Art nr Part No	Benämning	Description	Sats Kit	Anmärkning Notes
	9-10	12- 13,6 /600						
0020	1	1	1		Sidoföringsvagn	Side shifting carriage		3,55)KPL
0040	2	1		459120.0100	•Lyftvagn	•Lifting carriage		
0060			1	459120.0200	•Lyftvagn	•Lifting carriage		
0070	3	4	4		••Stativhjul	••Mast wheel		KPL DRAW.409356.0100
0080	3A	4	4	406531.001	•••Stativhjul	•••Mast wheel		KPL
0100	4	4	4	405810.001	•••Stativhjul	•••Mast wheel		
0120	5	8	8	97011	•••Kullager	•••Ball bearing		
0140	6	4	4	405809.002	•••Axeltapp	•••Shaft pivot		Ø 60
0160	7	4	4	5517	•••Spårring	•••Retaining ring		
0180	8	4	4	160	•••Smörjnippel	•••Lubricant nipple		
0200	9	4	4	407269.0700	••Stödrulle	••Support roller		KPL
0220	10	4	4	405796.0200	•••Stödrulle	•••Support roller		
0240	11	8	8	97039	••Bussning	••Bushing		
0260	12	4	4	309743.0100	••Axel	••Shaft		
0280	13	4	4	405797.001	••Öra	••Ear		
0300	14	4	4	405797.001	••Öra	••Ear		
0320	15	8	8	920055.001	••Stoppsskruv	••Stop screw		
0340	16	4	4	455859.0200	••Smörjnippel	••Lubricant nipple		L=55 MM
0360	17	1		308697.0700	••Kedjefäste	••Chain attachment		H
0380		1		308697.0800	••Kedjefäste	••Chain attachment		V
0400			1	308697.0600	••Kedjefäste	••Chain attachment		H
0420			1	308697.0500	••Kedjefäste	••Chain attachment		V
0440	18	1	1	A01788.XXXX	••Sidoföringscylinder	••Side shifting cylinder		SEE GR 80, PAGE 117
0460	19	1	1	R42573.004	••Axel	••Shaft		Ø25
0480	20	1	1	R42573.010	••Axel	••Shaft		Ø25
0500	21	4	4	95011	••Saxpinne	••Split pin		
0520	22	1	1	450088.0100	••Slangfäste	••Hose attachment		
0540	23	1	1	455083.0100	••Slangstöd	••Hose support		
0560	24	2	2	920042.003	••Skruv	••Screw		
0580	25	ERF	ERF	10071.001	••Mässingsplattstång	••Brass flat bar		
0600		ERF	ERF	921736.0001	••Elektrod	••Electrode		FOR WELDING BRASS BAR
0620	26	2		406210.001	••Axel	••Shaft		
0640			2	406210.002	••Axel	••Shaft		
0660	27	4	4	95007	••Saxpinne	••Split pin		
0680	28	1	1	406704.008	••Sidoföringsram	••Side shifting frame		3)KPL GB 200
0700	29	7	7	R41717.002	••Klack	••Lip		
0720	30	14	14	920042.070	••Skruv	••Screw		
0740	31	22	22	160	••Smörjnippel	••Lubricant nipple		
0760	32	1	1	407271.0100	••Klack	••Lip		SF
0780		1	1	407270.0100	••Klack	••Lip		SFS
0800	33	2	2	920042.070	••Skruv	••Screw		SF
0810		2	2	920042.076	••Skruv	••Screw		SFS
0820	34	1	1	407272.0100	••Klack	••Lip		SFS
0840	35	3	3	920042.074	••Skruv	••Screw		
0860	36	6	6	R41581.001	Klamma	Clamp		
0880	37	4	4	920099.073	Skruv	Screw		SFS
0900	38	4	4	920098.025	Bricka	Washer		



23456

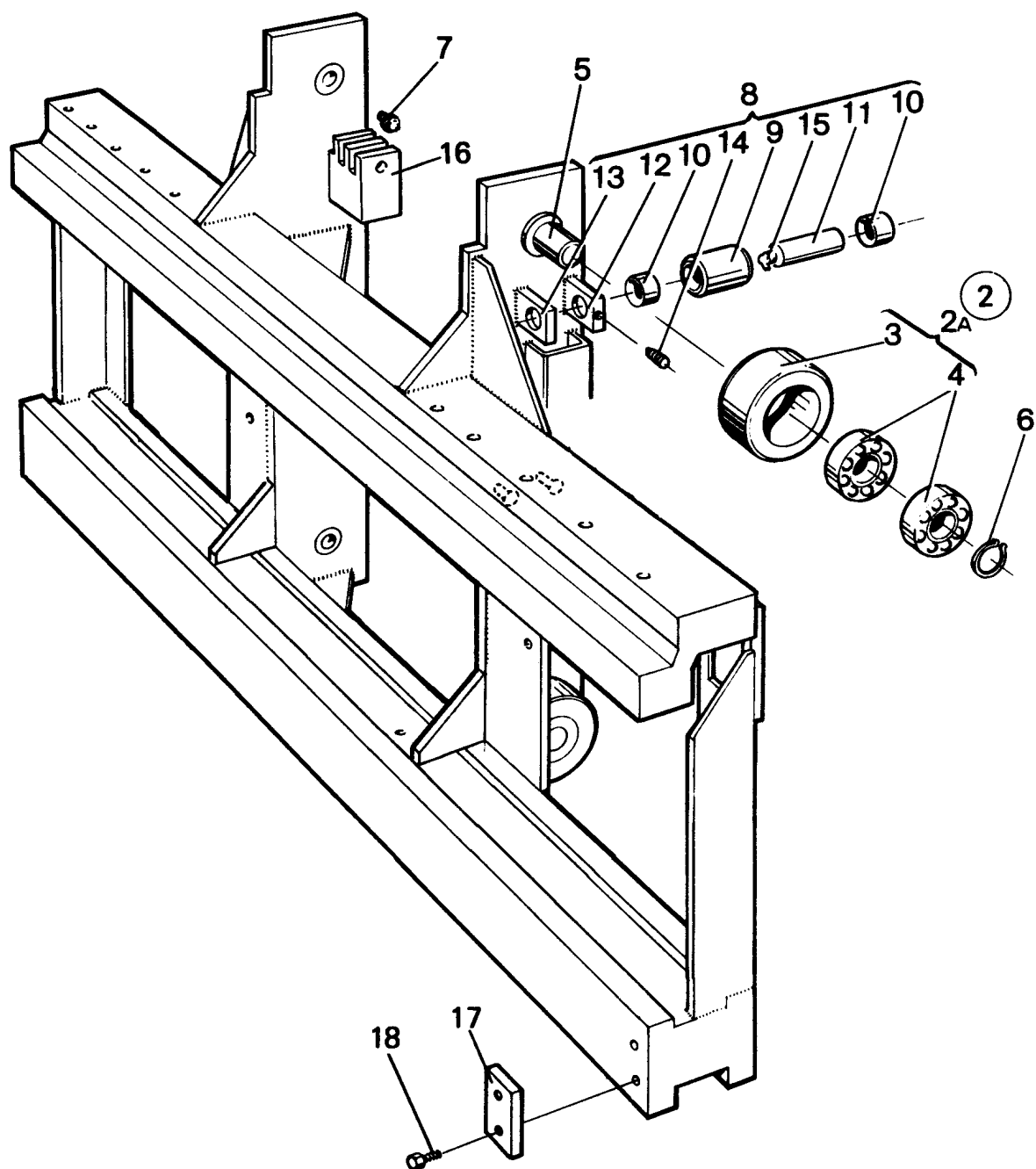
Reservdelar - Spare parts

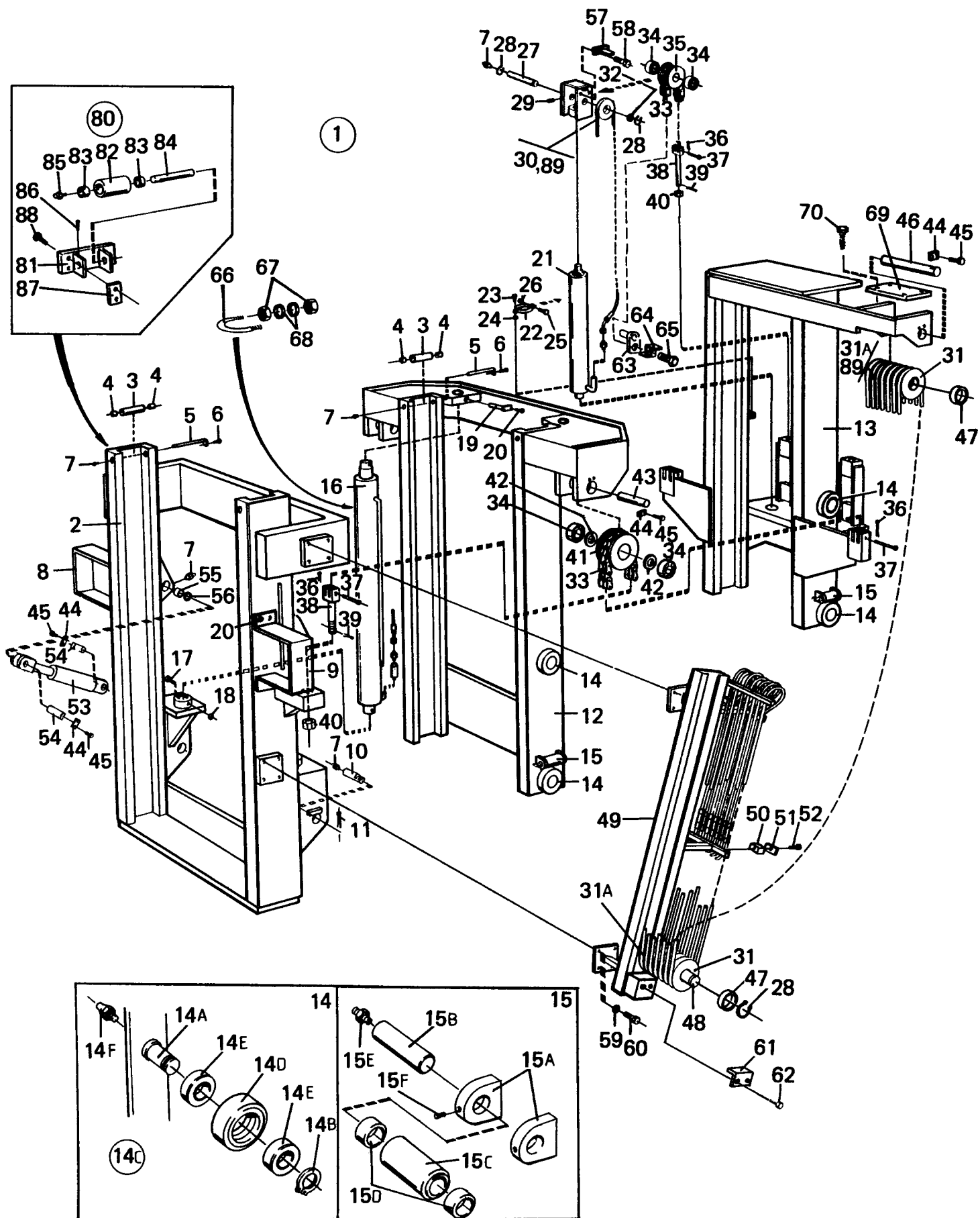
80

63

0260	Utgåva Issue		Bild nr Picture No		Sidoföringsvagn till Duplex frilyftstativ VB=2450, 12/1200-16		Side shifting carriage for Duplex free lifting mast VB=2450, 12/1200-16	
	Pos. Fig.	Antal/Quantity		Art nr Part No	Benämning	Description	Sats Kit	Anmärkning Notes
			12/ 1200 -16					
0030	1		1		Sidoföringsvagn	Side shifting carriage		3,55)KPL
0050	2		1	450448.3700	•Lyftvagn	•Lifting carriage		
0060	3		4		••Stativhjul	••Mast wheel		KPL DRAW.409357.0100
0075	3A		4	406532.001	•••Stativhjul	•••Mast wheel		KPL
0120	4		4	405810.002	••••Stativhjul	••••Mast wheel		
0160	5		8	97025	••••Kullager	••••Ball bearing		
0200	6		4	405809.004	•••Axeltapp	•••Shaft pivot		Ø 80
0240	7		4	95102	•••Spärring	•••Retaining ring		
0260	8		4	160	•••Smörjnippel	•••Lubricant nipple		
0290	9		4	407269.0700	••Stödulle	••Support roller		KPL
0300	10		4	405796.0200	•••Stödulle	•••Support roller		
0320	11		8	97039	•••Bussning	•••Bushing		
0350	12		4	309743.0100	•••Axel	•••Shaft		
0360	13		4	405797.001	•••Öra	•••Ear		
0390	14		4	405797.001	•••Öra	•••Ear		
0410	15		8	920055.001	•••Stoppskruv	•••Stop screw		
0420	16		4	455859.0200	•••Smörjnippel	•••Lubricant nipple		L=55 MM
0475	17		2	308697.0100	••Kedjefäste	••Chain attachment		
0495	18		1	A01789.XXXX	••Sidoföringscylinder	••Side shifting cylinder		SEE GR 80, PAGE 119
0510	19		1	R42574.006	••Axel	••Shaft		Ø30
0530	20		1	R42574.007	••Axel	••Shaft		Ø30
0540	21		4	95011	••Saxpinne	••Split pin		
0565	22		1	450450.0500	••Sidoföringsram	••Side shifting frame		3)KPL GB 200
0570			1	450450.0600	••Sidoföringsram	••Side shifting frame		3)KPL GB 220
0575			1	450450.0700	••Sidoföringsram	••Side shifting frame		3)KPL GB 250
0580	23		7	R41717.002	••Klack	••Lip		
0600	24		14	920042.070	••Skruv	••Screw		
0620	25		22	160	••Smörjnippel	••Lubricant nipple		
0640	26		1	407271.0100	••Klack	••Lip		SF (NOT 16EC)
0660			1	407270.0100	••Klack	••Lip		SFS (NOT 16EC)
0680	27		2	920042.070	••Skruv	••Screw		SF
0700			2	920042.076	••Skruv	••Screw		SFS
0740	28		1	407272.0200	••Klack	••Lip		SFS
0760	29		4	920042.074	••Skruv	••Screw		
0780	30		4	R41581.001	Klamma	Clamp		SFS
0800	31		4	920099.073	Skruv	Screw		
0820	32		4	920098.025	Bricka	Washer		
0845	33		2	408960.0100	Axel	Shaft		
0860	34		2	921743.0001	Vikbricka	Fold washer		
0880	35		2	920042.003	Skruv	Screw		
1010	36		1	450088.0200	Slangfäste	Hose attachment		
1040	37		1	455083.0100	Slangstöd	Hose support		
1060	38		2	920042.002	Skruv	Screw		
1080	39		ERF	10071.001	Mässingsplattstång	Brass flat bar		
1100			ERF	921736.0001	Elektrod	Electrode		FOR WELDING BRASS BAR

1

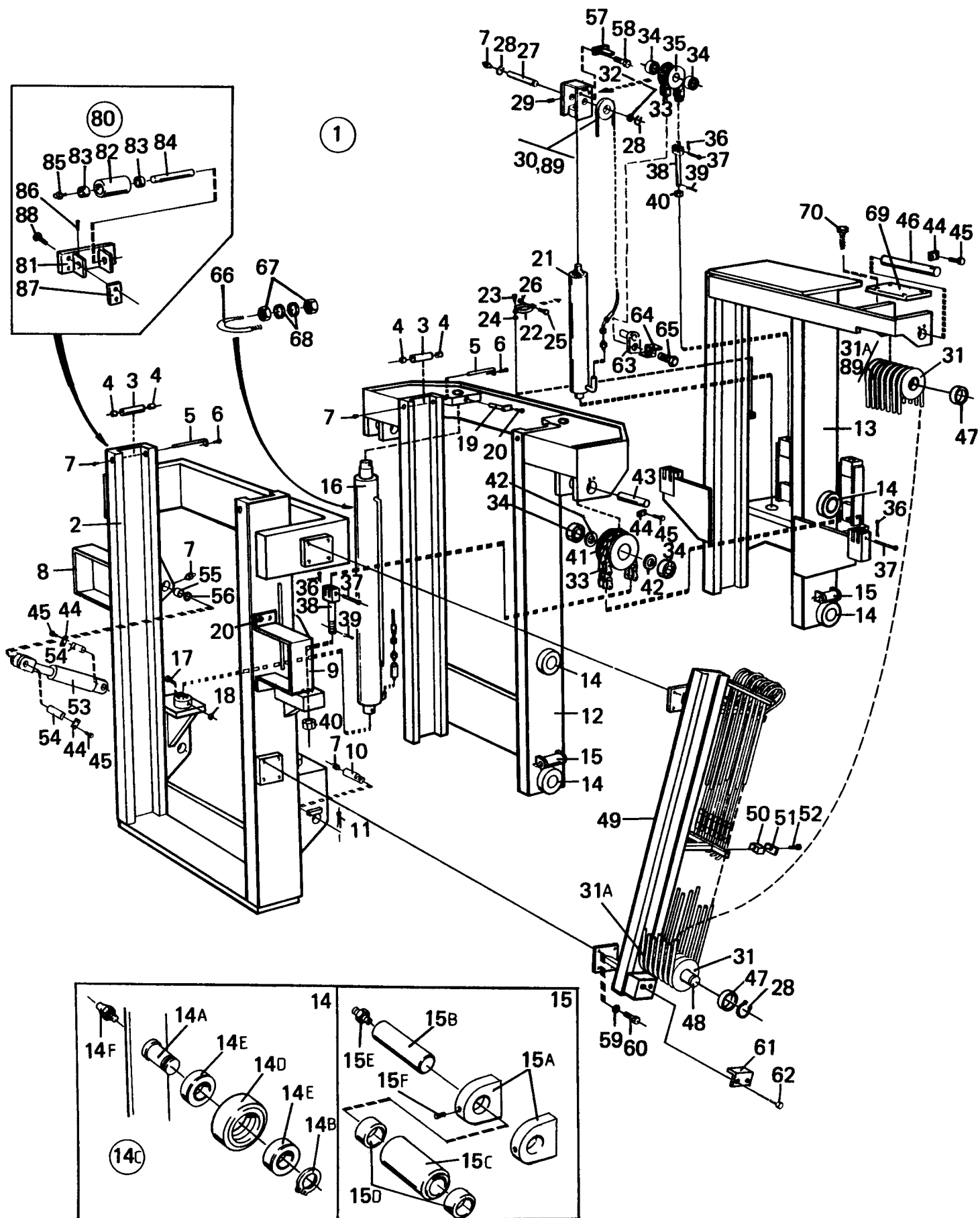




Reservdelar - Spare parts

0300	Utgåva Issue		Bild nr Picture No		Lyftstativ, Triplex Frilyft 9 - 13,6 456809.xxxx,458724.xxxx		Lifting mast, Triplex Free lift 9 - 13,6 456809.xxxx,458724.xxxx		
	Pos. Fig.	Antal/Quantity			Art nr Part No	Benämning	Description	Sats Kit	Anmärkning Notes
		456 809. XXXX		458 724. XXXX					
0020	1	1		1	456809.XXXX	Triplexstativ	Triplex mast		2)KPL
0035					458724.XXXX	Triplexstativ	Triplex mast		2)KPL WITH ADJ.TOP
0036									SUPPORT ROLLER,
0040	2	1			456810.XXXX	•Ytterstativ	•Outer mast		2)
0045				1	457574.XXXX	•Ytterstativ	•Outer mast		2) FOR ADJ. TOP
0050									SUPPORT ROLLER
0060	3	4		2	406442.002	•Toppstödrulle	•Top support roller		
0080	4	8		4	2458	•Bussning	•Bushing		
0100	5	4		2	409030.0100	•Axel	•Shaft		
0120	6	4		2	920042.002	•Skruv	•Screw		
0140	7	10		8	160	•Smörjnippel	•Lubricant nipple		
0160	8	1		1	450524.0100	•Lamphållare	•Lamp holder		H
0180	9	1		1	450524.0500	•Lamphållare	•Lamp holder		V
0200	10	2		2	306487.001	•Axel	•Shaft		
0220	11	2		2	95012	•Saxpinne	•Split pin		
0240	12	1		1	456811.XXXX	•Mellanstativ	•Middle mast		INCL POS 3-7,14,15
0260	13	1			456812.XXXX	•Innerstativ	•Inner mast		INCL POS 14,15
0270				1	458725.XXXX	•Innerstativ	•Inner mast		INCL POS 14,15
0280	14	8		8	409358.0100	•Stativhjul	•Mast wheel		
0300	14A	8		8	405809.001	••Axeltapp	••Shaft pivot		
0320	14B	8		8	5517	••Spärring	••Retaining ring		
0340	14C	8		8	406531.001	••Stativhjul	••Mast wheel		DELKPL/SUBASSY
0360	14D	8		8	405810.001	•••Stativhjul	•••Mast wheel		
0380	14E	16		16	97011	•••Lager	•••Bearing		
0400	14F	8		8	160	••Smörjnippel	••Lubricant nipple		
0420	15	4		4	407269.0500	•Stödulle	•Support roller		
0440	15A	8		8	405797.001	•Fäste	••Bracket		
0460	15B	4		4	309743.0100	••Axel	••Shaft		
0480	15C	4		4	405796.0200	••Stödulle	••Support roller		
0500	15D	8		8	97039	••Lager	••Bearing		
0520	15E	4		4	455859.0100	••Smörjnippel	••Lubricant nipple		PROLONGED 35 MM
0540	15F	8		8	920055.001	••Skruv	••Screw		
0560	16	1		1	256270.XXXX	•Lyftcylinder	•Lifting cylinder		2,5)H
0580		1		1	256270.XXXX	•Lyftcylinder	•Lifting cylinder		2,5)V
0600						Se gr 80, sida 87	See gr 80, page 87		
0620	17	4		4	920042.040	•Skruv	•Screw		
0640	18	4		4	5590	•Låsmutter	•Lock nut		
0660	19	2		2	409271.0100	•Sprint	•Peg		
0680	20	10		10	920042.005	•Skruv	•Screw		
0700	21	2			256199.XXXX	•Frilyftcylinder	•Free lifting cylinder		SEE GR 80, PAGE 91
0710				2	258718.XXXX	•Frilyftcylinder	•Free lifting cylinder		SEE GR 80, PAGE 91
0720	22	2		2	408644.0300	•Klammer	•Clamp		
0740	23	2		2	920042.076	•Skruv	•Screw		
0760	24	2		2	920076.007	•Mutter	•Nut		
0780	25	2		2	920042.010	•Skruv	•Screw		
0800	26	2		2	5957	•Mutter	•Nut		
0820	27	2			405971.011	•Axel	•Shaft		
0830				2	405971.017	•Axel	•Shaft		
0840	28	5		6	5517	•Spärring	•Retaining ring		
0860	29	4		4	920055.050	•Stoppskruv	•Stop screw		
0880	30	2		2	356192.0200	•Slanghjul	•Hose wheel		
0900	31	12		12	923119.0001	•Slanghjul	•Hose wheel		
0920	31A	4		4	356192.0100	•Slanghjul	•Hose wheel		
0940	32	4		4	920370.001	•Justermellanlägg	•Shim		
0960	33	ERF			920089.003	•Kedja std-längd 5 m	•Chain std-length 5 m		73) 1 1/2" 4X4, METERVARA
0961									

2. Vid beställning angiv truckmodell, tillverkningsnummer och lyfthöjd When ordering state FLT type, manufacturing number and lifting height.
5. Vid beställning ange lyfthöjd och alt. höger eller vänster When ordering state lifting height and alt. right or left
73. Lagerföres i standardlängder. Kan mot pristillägg, även levereras i speciallängder. Stored in standard lengths. Can also be delivered in special lengths with a price addition.



Reservdelar - Spare parts

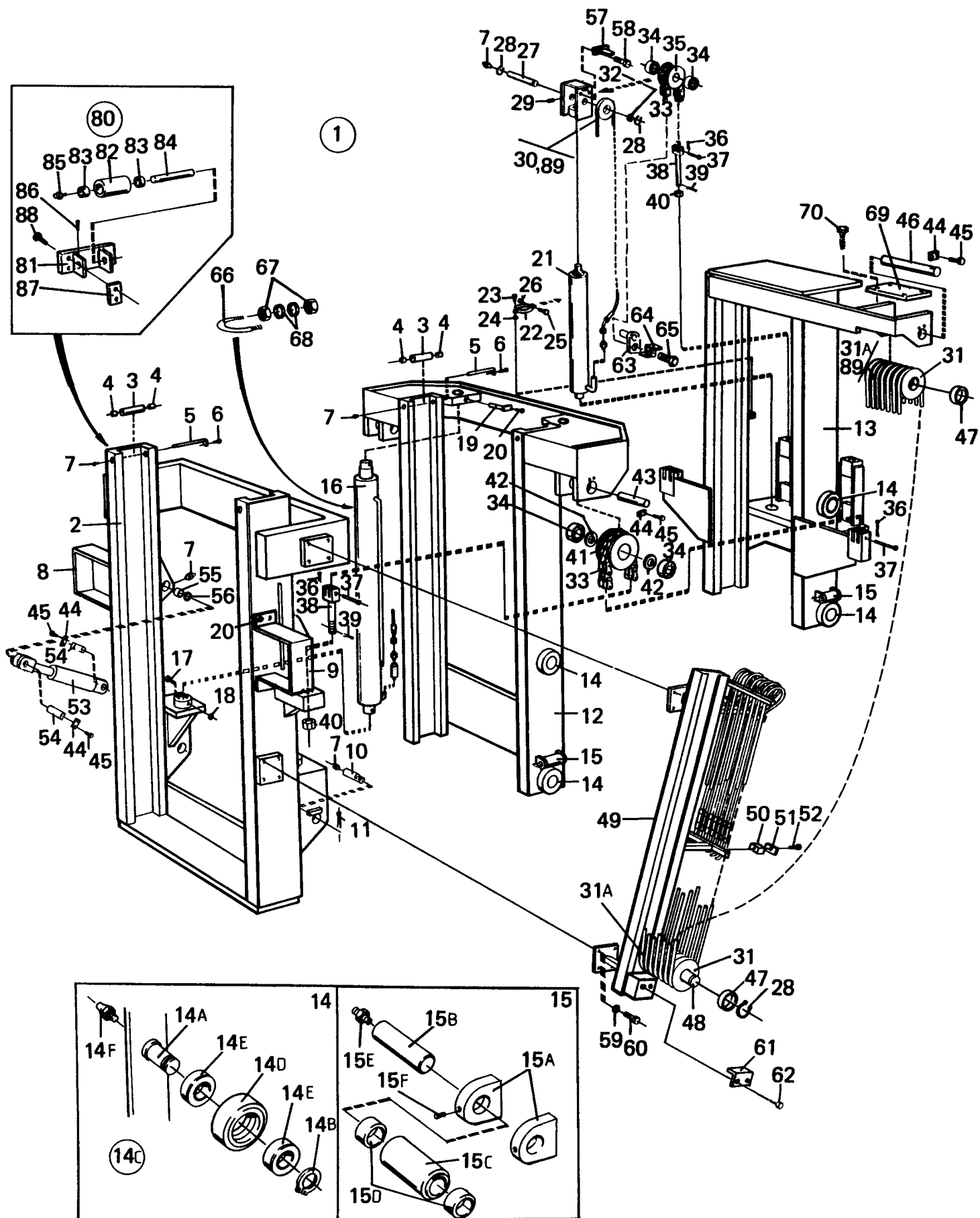
80

69

0300

0300	Utgåva Issue		Bild nr Picture No		Lyftstativ, Triplex Frilyft 9 - 13,6 456809.xxxx,458724.xxxx		Lifting mast, Triplex Free lift 9 - 13,6 456809.xxxx,458724.xxxx		
	Pos. Fig.	Antal/Quantity			Art nr Part No	Benämning	Description	Sats Kit	Anmärkning Notes
		456 809. XXXX		458 724. XXXX					
0965		ERF			921380.0002	•Skarvlänk	•Splice link		73) 2" 4X4,METERVARA
0970				ERF	920089.004	•Kedja std-längd 5 m	•Chain std-length 5 m		
0975				ERF	921380.0003	•Skarvlänk	•Splice link		
0980	34	8			920372.001	•Rullager	•Roller bearing		
0990				8	920372.002	•Rullager	•Roller bearing		
1000	35	2			407431.0100	•Kedjehjul	•Chain wheel		
1010				2	407431.0200	•Kedjehjul	•Chain wheel		
1020	36	6		6	95007	•Saxpinne	•Split pin		
1040	37	6			406210.001	•Axel	•Shaft		
1050				6	406210.002	•Axel	•Shaft		
1060	38	4			A09994.0100	•Kedjesträckare	•Chain tightener		
1070				4	A09994.0200	•Kedjesträckare	•Chain tightener		
1080	39	4		4	95008	•Saxpinne	•Split pin		
1100	40	4		4	920076.010	•Låsmutter	•Lock nut		
1120	41	2		2	405815.001	•Kedjehjul	•Chain wheel		
1140	42	4			407880.0100	•Distans	•Spacer		
1160	43	2		2	409348.0100	•Axel	•Shaft		
1180	44	7		5	405974.001	•Låsbleck	•Securing plate		
1200	45	14		10	920099.025	•Skruv	•Screw		
1220	46	1			409349.0200	•Axel	•Shaft		
1225				1	409349.0300	•Axel	•Shaft		
1240	47	2		2	407068.0100	•Distans	•Spacer		
1260	48	1		1	309350.0600	•Slanghjulsfäste	•Hose wheel bracket		2)
1280	49	1		1	450975.XXXX	•Slanghjulsgejd	•Hose wheel guide		
1300	50	12		12	920800.0004	•Klammer	•Clamp		SEE GR 80, PAGE 107
1320	51	12		12	920799.0001	•Täckplatta	•Cover plate		
1340	52	12		12	920074.105	•Skruv	•Screw		
1370	53	2		2	A01785.XXXX	Tiltcylinder	Tilt cylinder		
1380	54	4		4	405970.001	Axel	Shaft		
1400	55	2		4	2564	Ledlager	Guide bearing		
1420	56	4		8	2585	Spärring	Retaining ring		
1440	57	2		2	409167.0100	Slangskydd	Hose protection		
1460	58	4		4	920099.025	Skruv	Screw		
1480	59	8		8	920098.009	Bricka	Washer		
1500	60	8		8	920042.030	Skruv	Screw		
1520	61	1		1	308149.0700	Slangskydd	Hose protection		
1540	62	2		2	920099.065	Skruv	Screw		I VAGN/IN CARRIAGE
1560	63	2		2	408960.0200	Axel	Shaft		
1580	64	2		2	921743.0001	Vikbricka	Fold washer		
1600	65	2		2	920042.003	Skruv	Screw		
1620	66	2		2	407063.0100	Klammer	Clamp		
1640	67	8		8	920068.001	Mutter	Nut		
1660	68	8		8	98154	Bricka	Washer		
1680	69	1		1	457338.0100	Slangskydd	Hose protection		
1700	70	4		4	920099.027	Skruv	Screw		
1720									
1740									
1760	80			2	309354.0200	Toppstödrulle	Top support roller		
1780	81			2	409353.0200	•Fäste	•Bracket		KPL
1800	82			2	405796.0300	•Stödrulle	•Support roller		
1820	83			4	2458	•Lager	•Bearing		
1840	84			2	405800.003	•Axel	•Shaft		
1860	85			2	921068.0003	•Smörjnippel	•Lubricant nipple		
1880	86			4	99046	•Stoppskruv	•Stop screw		
1900	87			ERF	409423.0100	Justermellanlägg	Shim		TJL=1 TJL=3
1905				ERF	409423.0300	Justermellanlägg	Shim		
1920	88			8	920728.136	Skruv	Screw		

- Vid beställning angiv truckmodell, tillverkningsnummer och lyfthöjd. When ordering state FLT type, manufacturing number and lifting height.
- Lagerföres i standardlängder. Kan mot pristillägg, även levereras i speciallängder. Stored in standard lengths. Can also be delivered in special lengths with a price addition.





DC 9-16

Grupp
Group

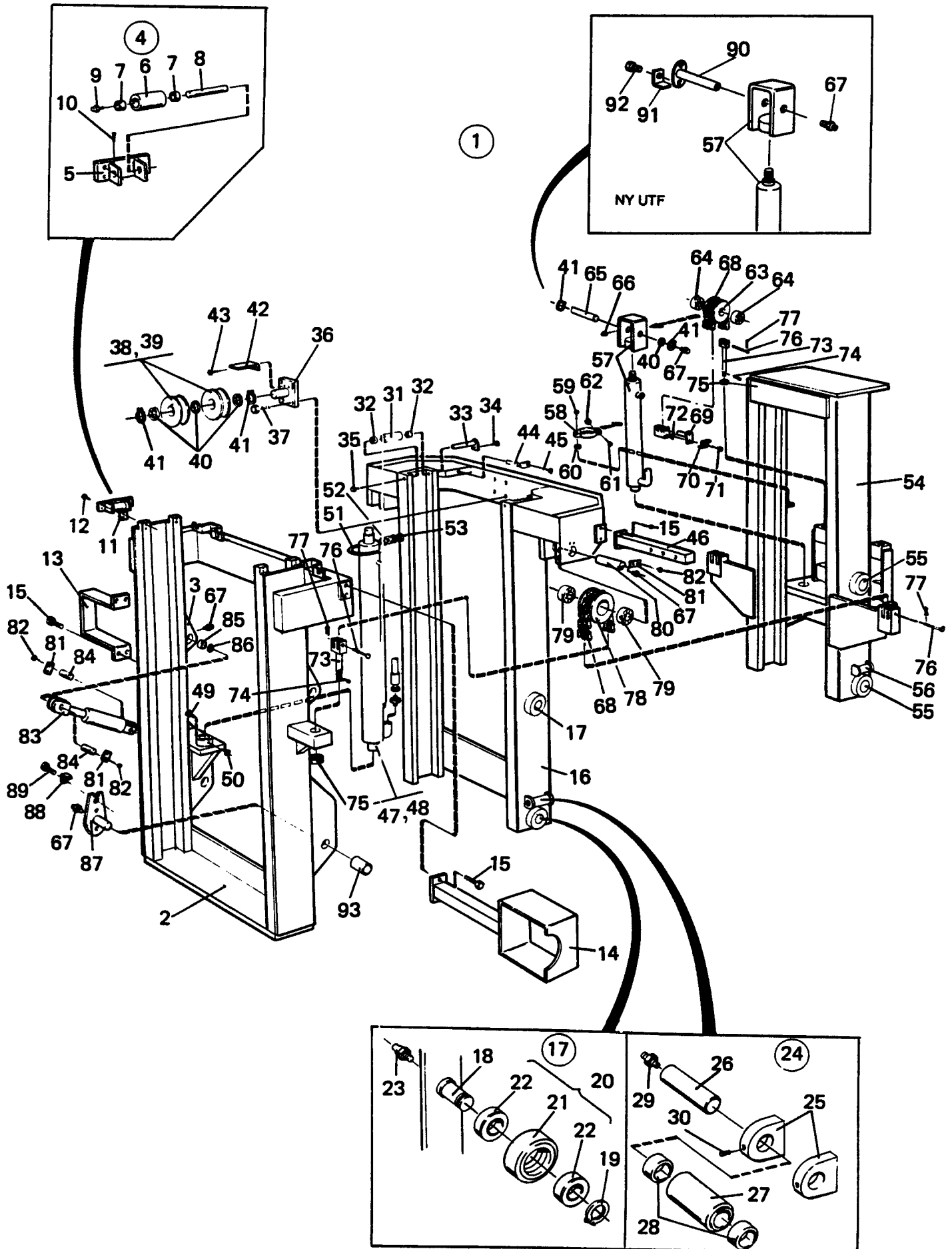
Sida
Page

80

71

Reservdelar - Spare parts

0300	Utgåva Issue		Bild nr Picture No		Lyftstativ, Triplex Frilyft 9 - 13,6 456809.xxxx,458724.xxxx		Lifting mast, Triplex Free lift 9 - 13,6 456809.xxxx,458724.xxxx		
	980615		14135						
1940	Pos. Fig.	Antal/Quantity			Art nr Part No	Benämning	Description	Sats Kit	Anmärkning Notes
		456 809. XXXX		458 724. XXXX					
	89	6		6	920070.007	Glidlager	Slide bearing		



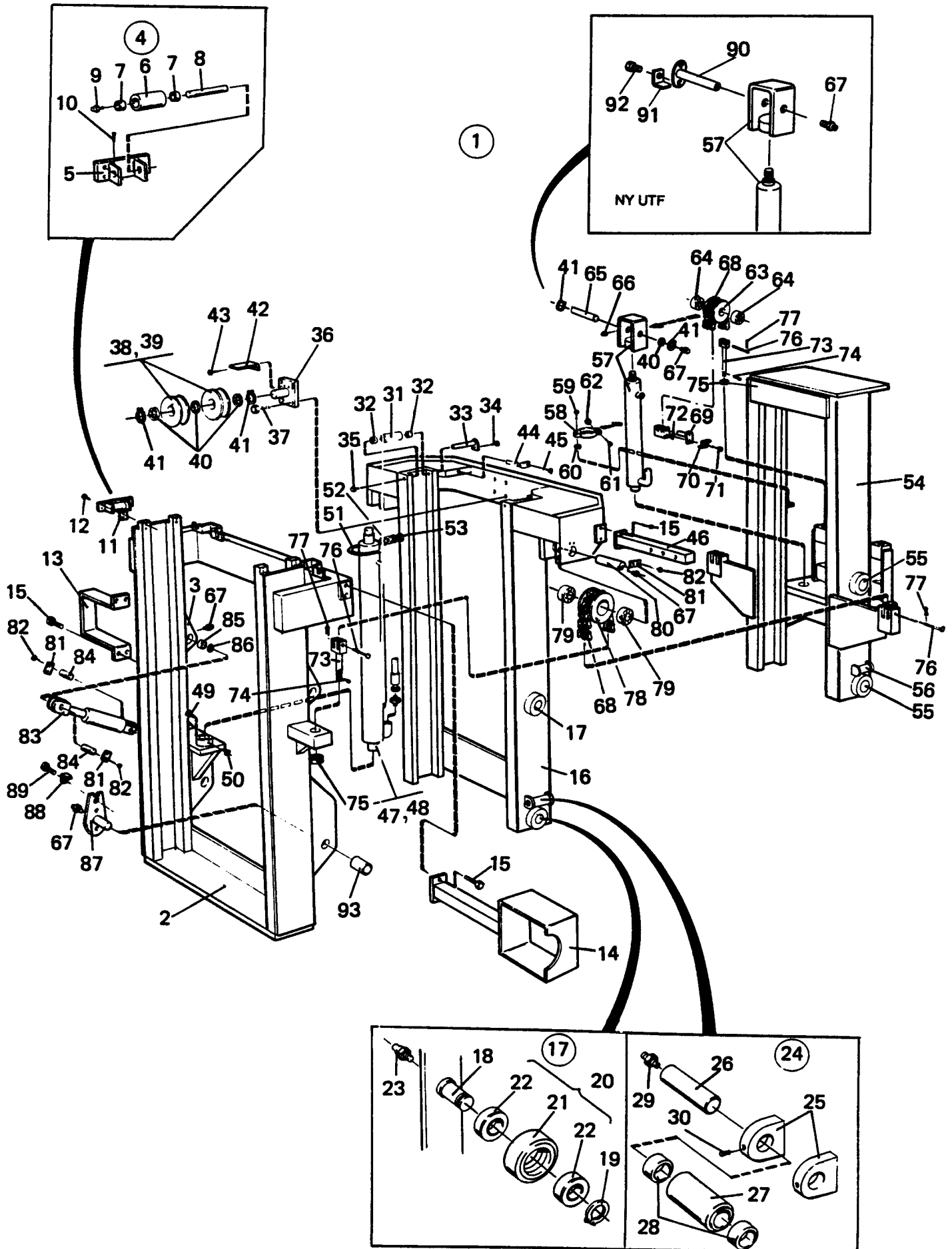
Reservdelar - Spare parts

0302

0302	Utgåva Issue		Bild nr Picture No		Lyftstativ, TRI FL 9-13,6, areastyrning med hängande slangar		Lifting mast, TRI FL 9-13,6, area controlled system with hanging hoses		
	Pos. Fig.	Antal/Quantity			Art nr Part No	Benämning	Description	Sats Kit	Anmärkning Notes
		458 913. XXXX							
0020	1	1			458913.XXXX	Triplexstativ	Triplex mast		2)KPL
0040	2	1			458926.XXXX	•Ytterstativ	•Outer mast		2)
0060	3	2			405799.001	•Fäste	•Bracket		KPL
0070	4	2			309354.0200	•Toppstödrulle	•Top support roller		
0100	5	2			409353.0200	•Fäste	•Bracket		
0120	6	2			405796.0300	•Stödrulle	•Support roller		
0140	7	4			2458	•Lager	•Bearing		
0160	8	2			405800.003	•Axel	•Shaft		
0180	9	2			921068.0003	•Smörjnippel	•Lubricant nipple		
0200	10	4			99046	•Stoppskruv	•Stop screw		
0220	11	ERF			409423.0100	•Justermellanlägg	•Shim		TJL=1
0230		ERF			409423.0300	•Justermellanlägg	•Shim		TJL=3
0240	12	8			920728.136	•Skruv	•Screw		
0260	13	1			450524.0100	•Lamphållare	•Lamp holder		
0280	14	1			355147.0200	•Lamphållare	•Lamp holder		
0420	15	8			920042.005	•Skruv	•Screw		
0560	16	1			458704.0100	•Mellanstativ	•Middle mast		2)KPL
0620	17	4			409358.0100	•Stativhjul	•Mast wheel		KPL
0640	18	4			405809.001	••Axeltapp	••Shaft pivot		
0660	19	4			5517	••Spärring	••Retaining ring		
0680	20	4			406531.001	••Stativhjul	••Mast wheel		DELKPL/SUBASSY
0700	21	4			405810.001	•••Stativhjul	•••Mast wheel		
0720	22	8			97011	•••Lager	•••Bearing		
0740	23	4			160	•••Smörjnippel	•••Lubricant nipple		
0760	24	2			407269.0500	•Stödrulle	•Support roller		KPL
0780	25	4			405797.001	••Fäste	••Bracket		
0800	26	2			309743.0100	••Axel	••Shaft		
0820	27	2			405796.0200	••Stödrulle	••Support roller		
0840	28	4			97039	••Lager	••Bearing		
0860	29	2			455859.0100	••Smörjnippelförlängning	••Lubricator extension		PROLONGED 35MM
0880	30	4			920055.001	••Stoppskruv	••Stop screw		
0900	31	2			406442.002	••Toppstödrulle	••Top support roller		
0940	32	4			2458	••Lager	••Bearing		
0960	33	2			409030.0100	••Axel	••Shaft		
0980	34	2			920042.002	••Skruv	••Screw		
1000	35	2			160	••Smörjnippel	••Lubricant nipple		
1020	36	1			457465.0200	•Slanghjulsfäste	•Hose wheel bracket		
1040	37	8			920042.030	•Skruv	•Screw		
1060	38	2			356192.0100	•Slanghjul	•Hose wheel		
1080	39	2			920070.007	•Glidlager	•Slide bearing		
1100	40	10			920370.001	•Justermellanlägg	•Shim		
1120	41	8			5517	•Spärring	•Retaining ring		
1140	42	1			308149.0300	•Slangskydd	•Hose protection		
1160	43	2			920042.003	•Skruv	•Screw		
1180	44	2			409271.0100	•Sprint	•Peg		
1200	45	2			920042.005	•Skruv	•Screw		
1220	46	1			409841.0200	•Fäste	•Bracket		
1240	47	1			256270.XXXX	•Lyftcylinder	•Lifting cylinder		2,5)H
1245									SEE GR 80, PAGE 87
1260	48	1			256270.XXXX	•Lyftcylinder	•Lifting cylinder		2,5)V
1265									SEE GR 80, PAGE 87
1280	49	2			920042.040	•Skruv	•Screw		
1300	50	2			5590	•Låsmutter	•Lock nut		
1320	51	2			407063.0100	•Klammer	•Clamp		
1340	52	8			98154	•Bricka	•Washer		
1360	53	8			920068.001	•Mutter	•Nut		
1380	54	1			458705.XXXX	•Innerstativ	•Inner mast		2)
1400	55	4			409358.0100	•Stativhjul	•Mast wheel		SEE POS/FIG. 17-23

2. Vid beställning angiv truckmodell, tillverkningsnummer och lyfthöjd When ordering state FLT type, manufacturing number and lifting height.

5. Vid beställning ange lyfthöjd och alt. höger eller vänster When ordering state lifting height and alt. right or left

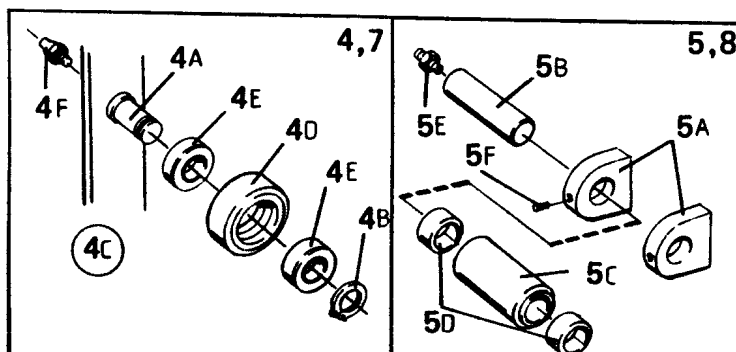
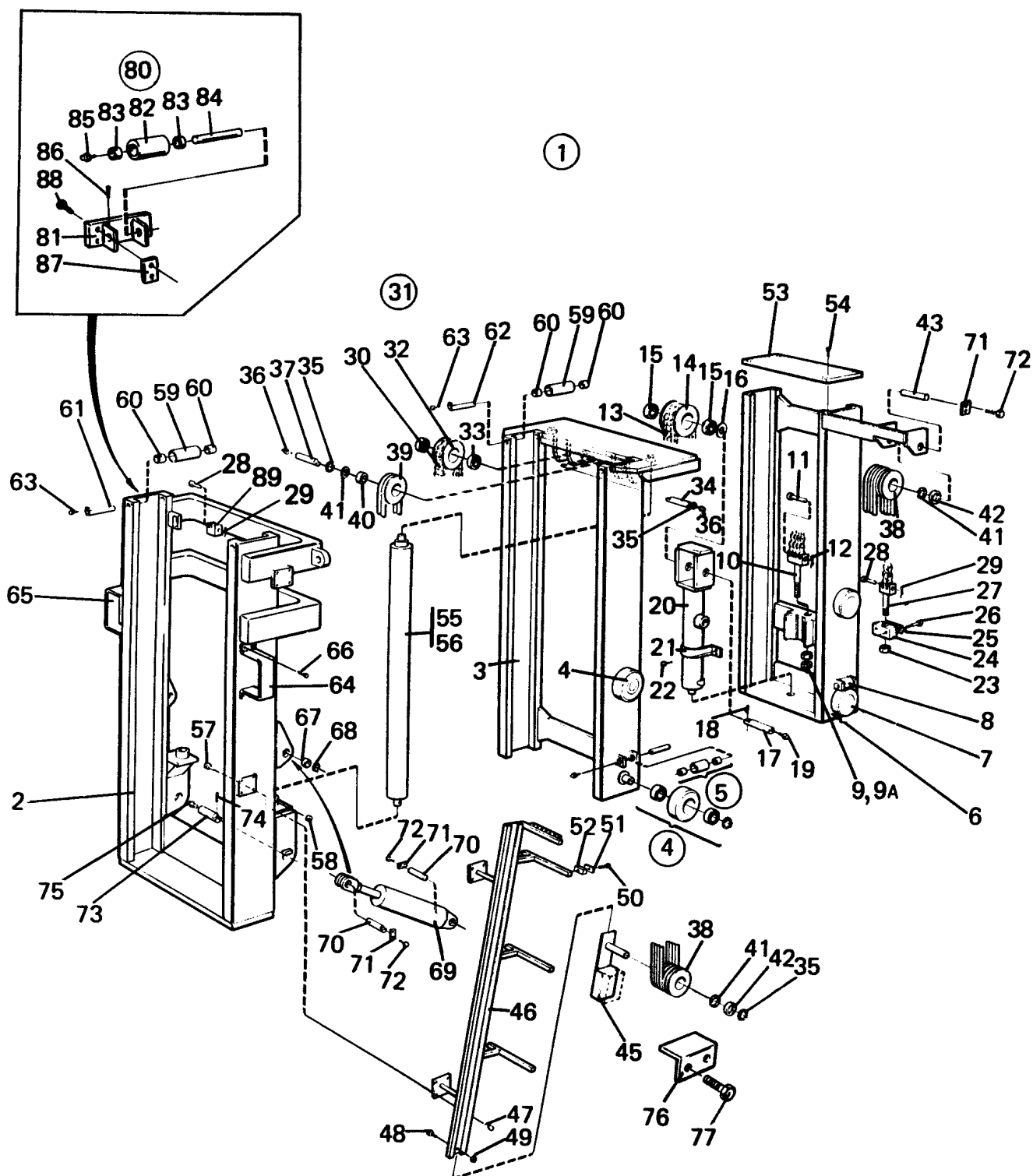


Reservdelar - Spare parts

80

75

Pos. Fig.	Antal/Quantity			Art nr Part No	Benämning	Description	Sats Kit	Anmärkning Notes
	458 913. XXXX							
0302	Utgåva Issue	Bild nr Picture No			Lyftstativ, TRI FL 9-13,6, areastyrning med hängande slangar	Lifting mast, TRI FL 9-13,6, area controlled system with hanging hoses		
	980615	20919						
1420	56	2		407269.0500	•Stödrolle	•Support roller		SEE POS/FIG. 24-30 SEE GR 80, PAGE 91
1440	57	2		258718.XXXX	•Frlifytcylinder	•Free lifting cylinder		
1460	58	2		408644.0300	•Klammer	•Clamp		ÄUTF ÄUTF
1480	59	2		920042.076	•Skruv	•Screw		
1500	60	2		920076.007	•Låsmutter	•Lock nut		73) 2" 4X4,METERVARA
1520	61	2		920042.010	•Skruv	•Screw		
1540	62	2		5957	•Låsmutter	•Lock nut		SEE GR 80, PAGE 107
1560	63	2		407431.0200	•Kedjehjul	•Chain wheel		
1580	64	4		920372.002	•Kullager	•Ball bearing		
1600	65	2		405971.016	•Axel	•Shaft		
1620	66	4		920055.050	•Stoppskruv	•Stop screw		
1640	67	8		160	•Smörjnippel	•Lubricant nipple		
1660	68	ERF		920089.004	•Kedja std-längd 5 m	•Chain std-length 5 m		
1670		ERF		921380.0003	•Skarvlänk	•Splice link		
1680	69	2		408960.0100	•Axel	•Shaft		
1700	70	2		921743.0001	•Vikbricka	•Fold washer		
1720	71	2		920042.003	•Skruv	•Screw		
1740	72	2		921401.0001	•Fjäderbricka	•Spring washer		
1760	73	4		A09994.0200	•Kedjesträckare	•Chain tightener		
1780	74	4		95008	•Saxpinne	•Split pin		
1800	75	4		920076.010	•Låsmutter	•Lock nut		
1820	76	6		406210.002	•Axel	•Shaft		
1840	77	6		95007	•Saxpinne	•Split pin		
1860	78	2		405815.001	•Kedjehjul	•Chain wheel		
1880	79	4		920372.002	•Kullager	•Ball bearing		
1900	80	2		409348.0100	•Axel	•Shaft		
1920	81	6		405974.001	•Låsbricka	•Lock washer		
1940	82	10		920099.025	•Skruv	•Screw		
1970	83	2		A01785.XXXX	•Tiltcylinder	•Tilt cylinder		
1980	84	4		405970.001	•Axel	•Shaft		
2000	85	4		2564	•Lager	•Bearing		
2020	86	8		2585	•Spärring	•Retaining ring		
2040	87	2		358595.0100	•Axel	•Shaft		
2060	88	2		A00535.0100	•Vikbricka	•Fold washer		
2080	89	2		920373.096	•Skruv	•Screw		
2120	90	2		A10605.0200	•Axel	•Shaft		
2140	91	2		923449.0002	•Bricka	•Washer		
2160	92	2		3111	•Skruv	•Screw		
2180	93	2		97023	Bussning	Bushing		

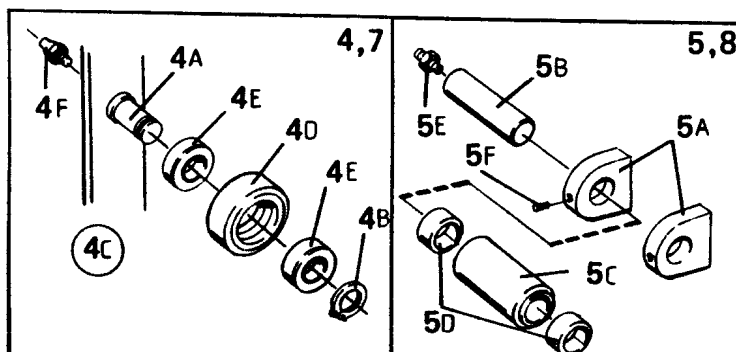
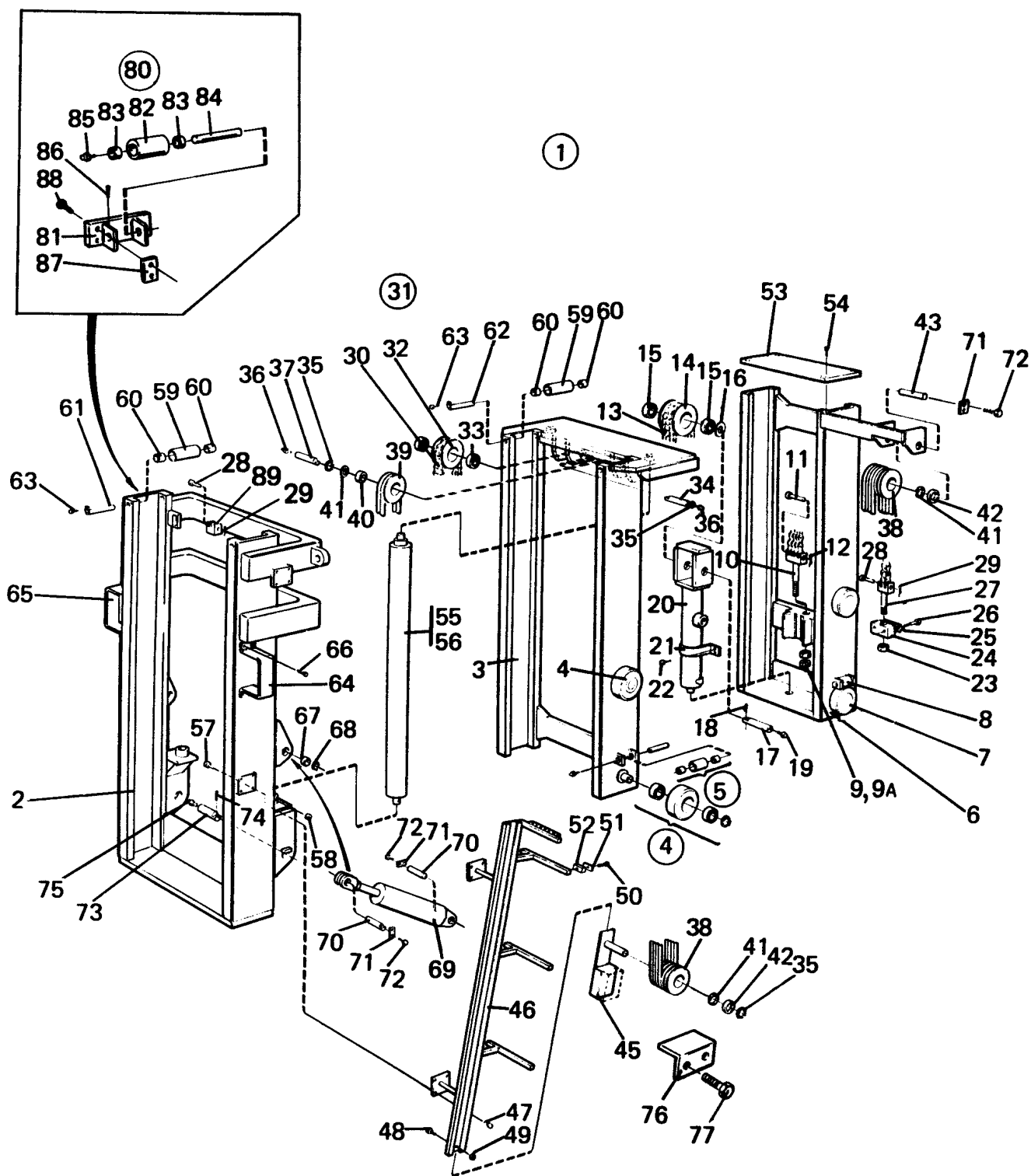


Reservdelar - Spare parts

0305

0305	Utgåva Issue	Bild nr Picture No	Lyftstativ, Triplex Frilyft 12-16 ton Centrumpl. frilyftcyl.			Lifting mast, Triplex Free lift 12-16 tonnes Freeliftcyl.in centr.pos			
	980615	21840							
	Pos. Fig.	Antal/Quantity			Art nr Part No	Benämning	Description	Sats Kit	Anmärkning Notes
		456 477- XXXX	457 577- XXXX	457 583- XXXX					
0020	1	1			456477.XXXX	Triplexstativ	Triplex mast		2)KPL
0025			1		457577.XXXX	Triplexstativ	Triplex mast		2)KPL WITH ADJ. TOP
0028									SUPPORT ROLLER
0030				1	457583.XXXX	Triplexstativ	Triplex mast		2)KPL FOR RO/RO
0040	2	1			450037.XXXX	•Ytterstativ	•Outer mast		2)
0045			1		457578.XXXX	•Ytterstativ	•Outer mast		2)
0050				1	457584.XXXX	•Ytterstativ	•Outer mast		2)FOR RO/RO
0060	3	1			450039.XXXX	•Mellanstativ	•Middle mast		2)
0070			1		458491.XXXX	•Mellanstativ	•Middle mast		2)
0075				1	458492.XXXX	•Mellanstativ	•Middle mast		2)
0080	4	4	4	4	409359.0100	••Stativhjul	••Mast wheel		
0082	4A	4	4	4	405809.003	•••Axeltapp	•••Shaft pivot		
0084	4B	4	4	4	95102	•••Spårring	•••Retaining ring		
0086	4C	4	4	4	406532.001	•••Stativhjul	•••Mast wheel		DELKPL/SUBASSY
0088	4D	4	4	4	405810.002	••••Stativhjul	••••Mast wheel		
0090	4E	8	8	8	97025	••••Lager	••••Bearing		
0092	4F	4	4	4	160	•••Smörjnippel	•••Lubricant nipple		
0100	5	2	2	2	407269.0500	••Stödrulle	••Support roller		
0102	5A	4	4	4	405797.001	•••Fäste	•••Bracket		
0104	5B	2	2	2	309743.0100	•••Axel	•••Shaft		
0106	5C	2	2	2	405796.0200	•••Stödrulle	•••Support roller		
0108	5D	4	4	4	97039	•••Lager	•••Bearing		
0110	5E	2	2	2	455859.0100	•••Smörjnippel	•••Lubricant nipple		PROLONGED 35 MM
0112	5F	4	4	4	920055.001	•••Skruv	•••Screw		
0120	6	1			456476.XXXX	•Innerstativ	•Inner mast		2)
0125			1		457581.XXXX	•Innerstativ	•Inner mast		2)
0130				1	457586.XXXX	•Innerstativ	•Inner mast		2)FOR RO/RO
0140	7	4	4	4	409359.0100	••Stativhjul	••Mast wheel		SE POS 4
0160	8	2	2	2	407269.0500	••Stödrulle	••Support roller		SE POS 5
0180	9	2	2	2	454818.0100	•Mutter	•Nut		
0190	9A	1	1	1	920466.005	•Bricka	•Washer		
0200	10	1	1	1	R43040.D00	•Kedjesträckare	•Chain tightener		L=575
0205	10A	1	1	1	920049.002	•Sprint	•Peg		NOT ILLUSTRATED FOR SAFETY
0210									
0220	11	2	2	2	R41599.002	•Sprint	•Peg		
0240	12	4	4	4	95007	•Saxpinne	•Split pin		
0260	13	ERF	ERF	ERF	5609	•Kedja std-längd 6 m	•Chain std-length 6 m		73),2" 8X8,METERVARA
0280	14	1	1	1	R31571.003	•Kedjehjul	•Chain wheel		
0300	15	2	2	2	97013	•Lager	•Bearing		
0320	16	2	2	2	R42028.001	•Bricka	•Washer		
0340	17	1	1	1	R41602.002	•Axeltapp	•Shaft pivot		
0360	18	1	1	1	95012	•Saxpinne	•Split pin		
0380	19	1	1	1	160	•Smörjnippel	•Lubricant nipple		
0400	20	1	1	1	254802.XXXX	•Frilyftcylinder	•Free lifting cylinder		SEE GR 80, PAGE 93
0420	21	1	1	1	454820.0100	•Klammer	•Clamp		
0440	22	4	4	4	920728.136	•Skruv	•Screw		
0460	23	2	2	2	920076.010	•Mutter	•Nut		
0480	24	2	2	2	450004.0100	•Fäste	•Bracket		
0500	25	2	2	2	451282.0100	•Låsbleck	•Securing plate		
0520	26	4	4	4	920373.108	•Skruv	•Screw		
0540	27	2	2	2	A09994.0200	•Kedjesträckare	•Chain tightener		
0560	28	4	4	4	406210.002	•Axel	•Shaft		
0580	29	4	4	4	95007	•Saxpinne	•Split pin		
0600	30	ERF	ERF	ERF	920089.004	•Kedja std-längd 5 m	•Chain std-length 5 m		73),2" 4X4,METERVARA
0620	31	2	2	2	406534.001	•Kedjehjul	•Chain wheel		KPL
0640	32	2	2	2	405815.001	••Kedjehjul	••Chain wheel		
0660	33	4	4	4	920372.002	••Lager	••Bearing		

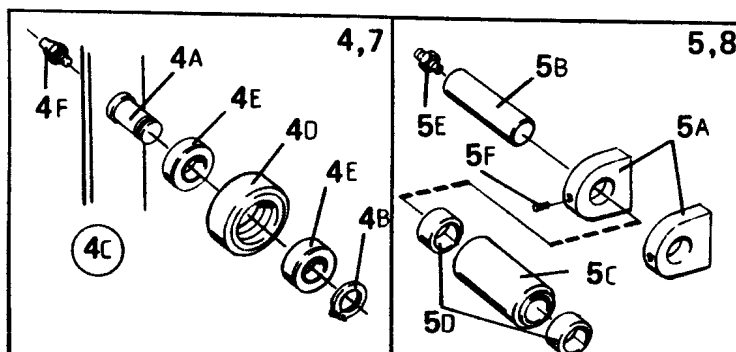
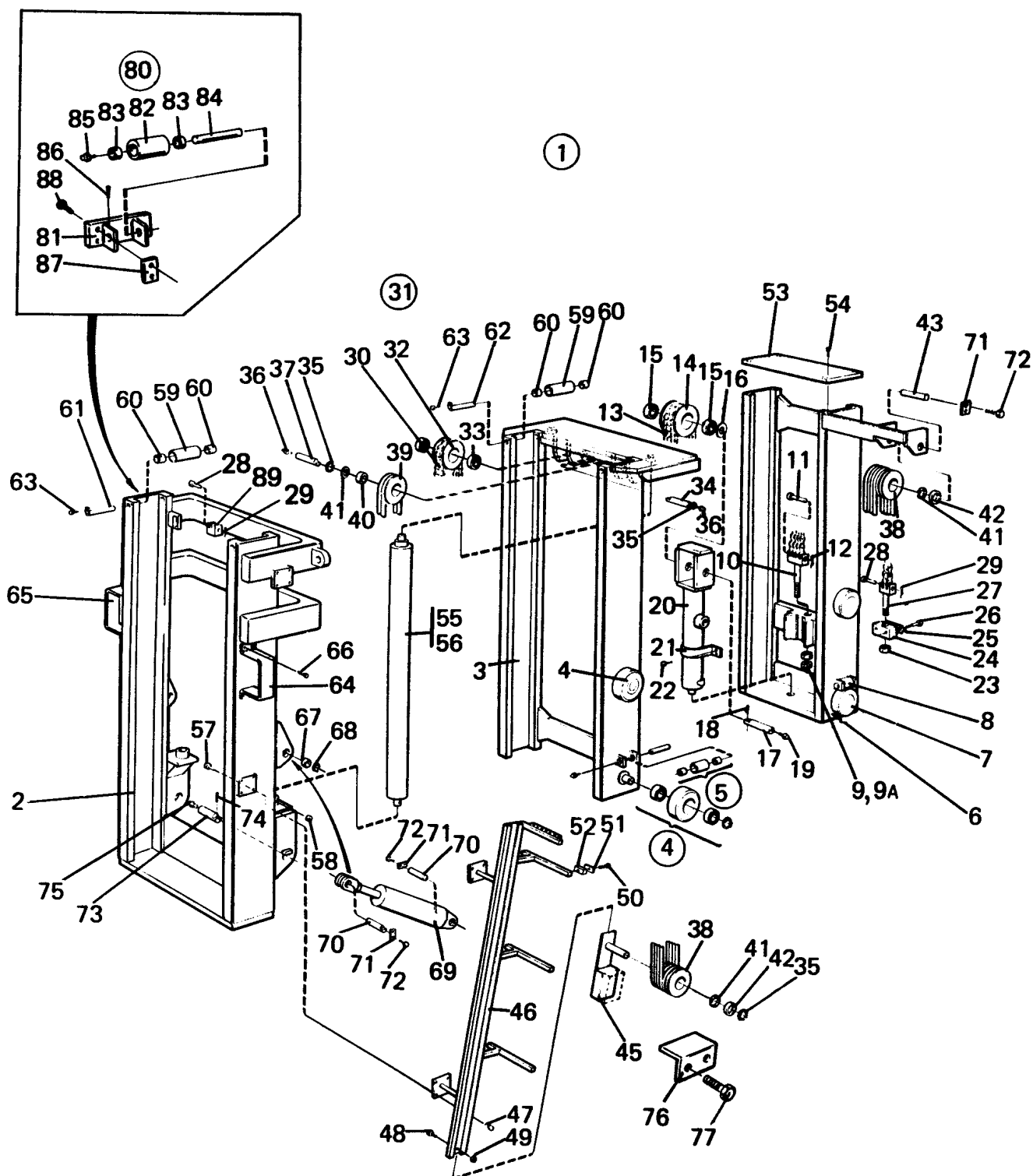
2. Vid beställning angiv truckmodell, tillverkningsnummer och lyfthöjd When ordering state FLT type, manufacturing number and lifting height.
73. Lagerföres i standardlängder. Kan mot pristillägg, även levereras i speciallängder. Stored in standard lengths. Can also be delivered in special lengths with a price addition.



Reservdelar - Spare parts

0305

0305	Utgåva Issue		Bild nr Picture No		Lyftstativ, Triplex Frilyft 12-16 ton Centrumpl. frilyftcyl.		Lifting mast, Triplex Free lift 12-16 tonnes Freeliftcyl.in centr.pos		
	Pos. Fig.	Antal/Quantity			Art nr Part No	Benämning	Description	Sats Kit	Anmärkning Notes
		456 477- XXXX	457 577- XXXX	457 583- XXXX					
0680	34	1	1	1	405971.002	•Axel	•Shaft		FÖR KEDJEHJUL/FOR CHAIN WHEEL
0700									
0720	35	3	3	3	5517	•Spärring	•Retaining ring		
0740	36	2	2	2	160	•Smörjnippel	•Lubricant nipple		
0760	37	1	1	1	405971.015	•Axel	•Shaft		FÖR KEDJE- OCH SLANGHJ FOR CHAIN-AND HOSE WH PLASTIC
0780									
0800	38	8	8	8	923119.0001	•Slanghjul	•Hose wheel		
0820	39	2	2	2	356192.0100	•Slanghjul	•Hose wheel		
0840	40	ERF	ERF	ERF	920070.007	•Glidlager	•Slide bearing		
0860	41	ERF	ERF	ERF	920370.001	•Juster mellanlägg	•Shim		
0880	42	ERF	ERF	ERF	407068.0100	•Distans	•Spacer		
0900	43	1	1	1	409349.0100	•Axel	•Shaft		
0920	44								
0980	45	1	1	1	309350.0200	•Slanghjulsfäste	•Hose wheel bracket		NOT USED
1060		1	1	1	309350.0400	•Slanghjulsfäste	•Hose wheel bracket		8 SLANGHJUL/HOSEWHEEL
1100	46	1	1	1	409446.XXXX	•Slanghjulsgejd	•Hose wheel guide		6 SLANGHJUL/HOSEWHEEL
1120	47	8	8	8	920042.030	•Skruv	•Screw		2)
1140	48	1	1	1	920042.006	•Skruv	•Screw		
1160	49	1	1	1	5957	•Mutter	•Nut		
1180	50	ERF	ERF	ERF	920099.073	•Skruv	•Screw		
1200	51	ERF	ERF	ERF	920799.0001	•Täckplatta	•Cover plate		
1220	52	ERF	ERF	ERF	920800.0003	•Klammer	•Clamp		
1240	53	1	1	1	409961.0100	•Platta	•Plate		
1260	54	8	8	8	920728.147	•Skruv	•Screw		
1280	55	1	1	1	257039.XXXX	•Lyftcylinder	•Lifting cylinder		SEE GR 80, PAGE 89
1300	56	1	1	1	257039.XXXX	•Lyftcylinder	•Lifting cylinder		SEE GR 80, PAGE 89
1320	57	4	4	4	920042.040	•Skruv	•Screw		
1340	58	4	4	4	5590	•Låsmutter	•Lock nut		
1360	59	4	2	2	407836.0100	•Toppstödrulle	•Top support roller		
1380	60	8	4	4	2458	•Lager	•Bearing		
1400	61	2	-	-	407835.0100	•Axel	•Shaft		
1420	62	2	2	2	407835.0200	•Axel	•Shaft		
1440	63	4	2	2	920042.002	•Skruv	•Screw		
1460	64	1	1	1	450524.0400	•Lamphållare	•Lamp holder		V
1480	65	1	1	1	450524.0100	•Lamphållare	•Lamp holder		H
1500	66	8	8	8	920042.005	•Skruv	•Screw		
1520	67	2	2	2	2564	•Lager	•Bearing		
1540	68	4	4	4	2585	•Spärring	•Retaining ring		
1570	69	2	2	2	A01785.XXXX	Tiltcylinder	Tilt cylinder		SEE GR 80, PAGE 107
1580	70	4	4	4	405970.001	Axel	Shaft		
1600	71	5	5	5	405974.001	Låsbricka	Lock washer		
1620	72	10	10	10	920099.025	Skruv	Screw		
1640	73	2	2	2	306487.001	Axel	Shaft		
1660	74	2	2	2	95012	Saxpinne	Split pin		
1680	75	2	2	2	160	Smörjnippel	Lubricant nipple		
1700	76	1	1	1	308149.0500	Slangskydd	Hose protection		6 SLANGHJ/HOSEWHEEL
1720		1	1	1	308149.0600	Slangskydd	Hose protection		8 SLANGHJ/HOSEWHEEL
1740	77	2	2	2	920099.065	Skruv	Screw		
1760									
1780									
1800	80	-	2	2	309354.0100	Toppstödrulle	Top support roller		KPL
1820	81	-	2	2	409353.0100	•Fäste	•Bracket		
1840	82	-	2	2	405796.0300	•Stödrulle	•Support roller		
1860	83	-	4	4	2458	•Lager	•Bearing		
1880	84	-	2	2	405800.003	•Axel	•Shaft		
1900	85	-	2	2	167	•Smörjnippel	•Lubricant nipple		
1920	86	-	4	4	99046	•Stoppskruv	•Stop screw		
1940	87	-	ERF	ERF	409423.0100	Juster mellanlägg	Shim		TJL=1
1945		-	ERF	ERF	409423.0300	Juster mellanlägg	Shim		TJL=3

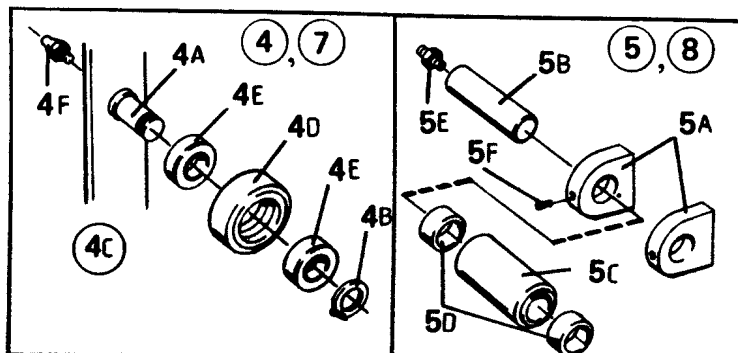
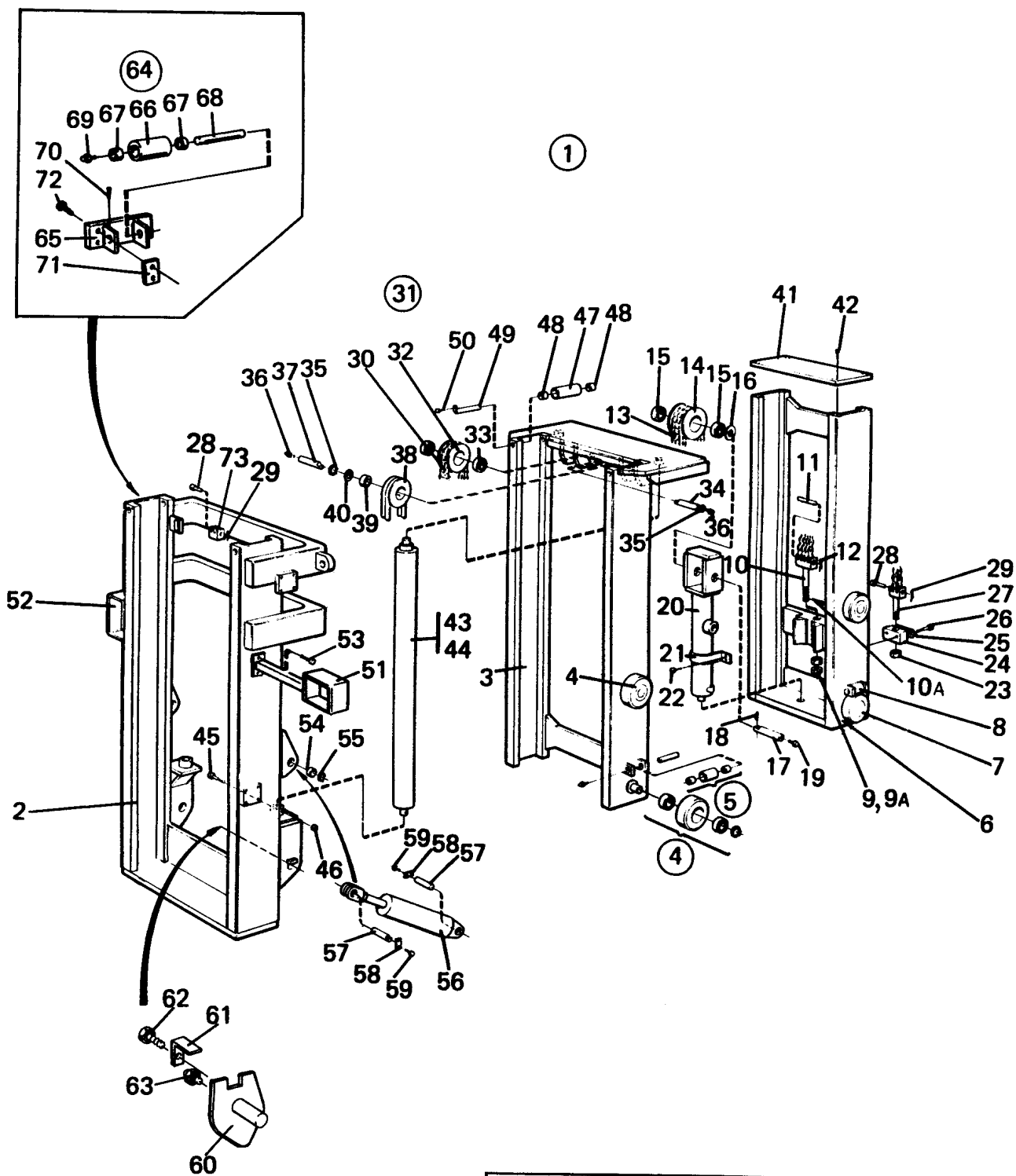




DC 9-16

Reservdelar - Spare parts

0305	Utgåva Issue		Bild nr Picture No		Lyftstativ, Triplex Frilyft 12-16 ton Centrumpl. frilyftcyl.		Lifting mast, Triplex Free lift 12-16 tonnes Freeliftcyl.in centr.pos			
	980615		21840							
	Pos. Fig.	Antal/Quantity			Art nr Part No	Benämning	Description	Sats Kit		Anmärkning Notes
		456 477- XXXX	457 577- XXXX	457 583- XXXX						
1960	88	-	8	8	920728.136	Skruv	Screw			
1980	89	2	2	2	309988.0100	Kedjefäste	Chain attachment			

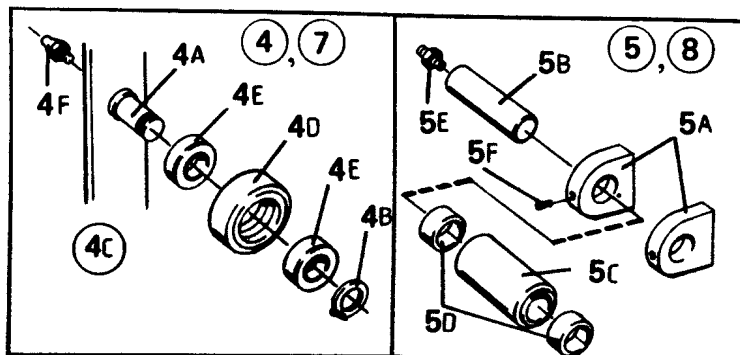
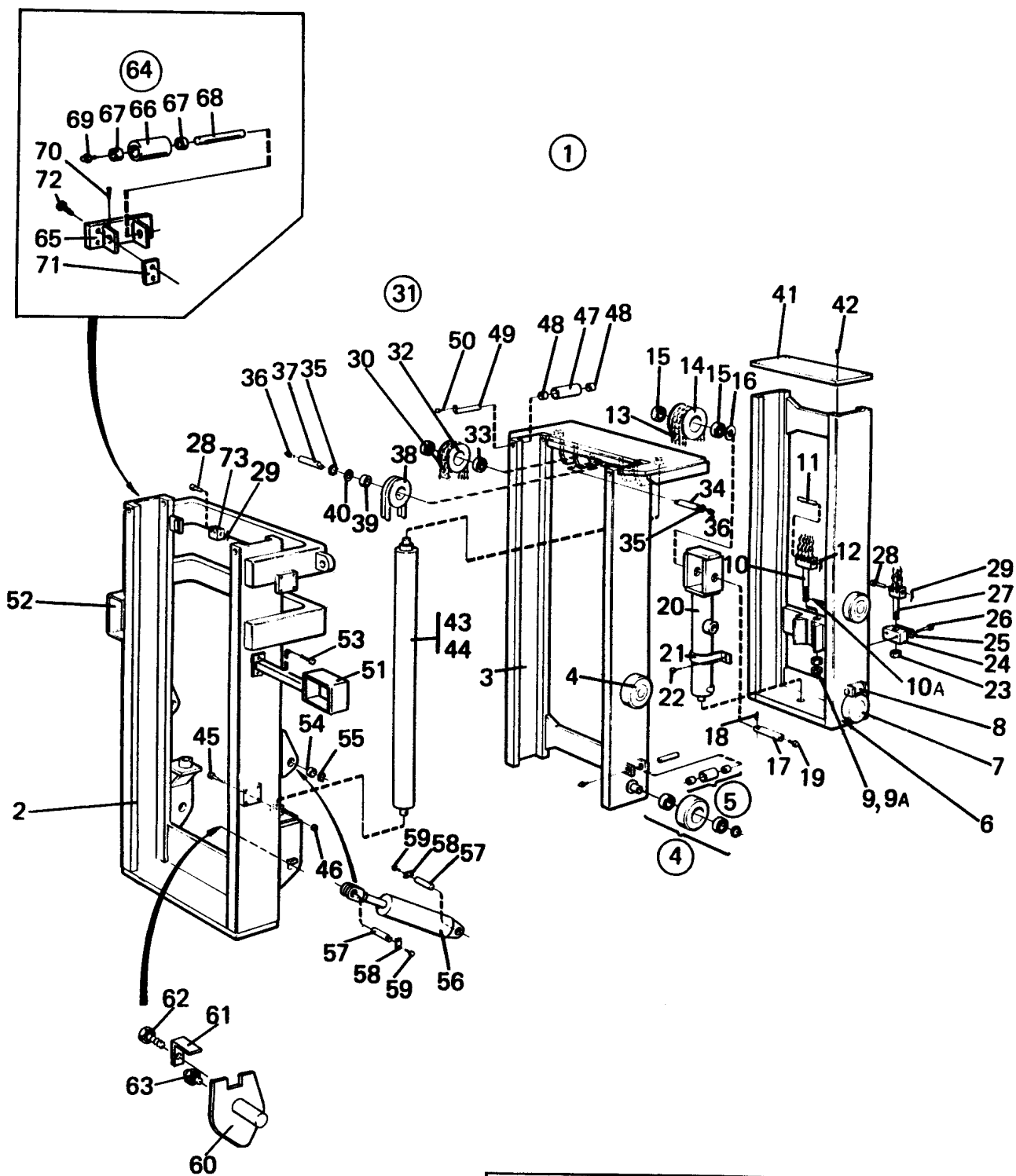


Reservdelar - Spare parts

0307	Utgåva Issue		Bild nr Picture No		Lyftstativ, TRI FL 12-16 areastyrning med hängande slangar, (CP FL-Cyl.)		Lifting mast, TRI FL 12-16, area controlled system with hanging hoses	
	Pos. Fig.	Antal/Quantity	Art nr Part No		Benämning	Description	Sats Kit	Anmärkning Notes
		458 855- XXXX						
0020	1	1		458855.XXXX	Triplexstativ	Triplex mast		2)KPL WITH ADJ. TOP SUPPORT ROLLER
0025								2)
0040	2	1		458854.XXXX	•Ytterstativ	•Outer mast		2)
0060	3	1		458206.XXXX	•Mellanstativ	•Middle mast		2)
0080	4	4		409359.0100	••Stativhjul	••Mast wheel		
0082	4A	4		405809.003	•••Axeltapp	•••Shaft pivot		
0084	4B	4		95102	•••Spärring	•••Retaining ring		
0086	4C	4		406532.001	•••Stativhjul	•••Mast wheel		DELKPL/SUBASSY
0088	4D	4		405810.002	••••Stativhjul	••••Mast wheel		
0090	4E	8		97025	••••Lager	••••Bearing		
0092	4F	4		160	•••Smörjnippel	•••Lubricant nipple		
0100	5	2		407269.0500	••Stödrulle	••Support roller		
0102	5A	4		405797.001	••Fäste	••Bracket		
0104	5B	2		309743.0100	••Axel	••Shaft		
0106	5C	2		405796.0200	•••Stödrulle	•••Support roller		
0108	5D	4		97039	•••Lager	•••Bearing		
0110	5E	2		455859.0100	•••Smörjnippel	•••Lubricant nipple		PROLONGED 35 MM
0112	5F	4		920055.001	•••Skruv	•••Screw		
0120	6	1		458207.XXXX	•Innerstativ	•Inner mast		2)
0140	7	4		409359.0100	••Stativhjul	••Mast wheel		SE POS 4
0160	8	2		407269.0500	••Stödrulle	••Support roller		SE POS 5
0180	9	2		454818.0100	•Mutter	•Nut		
0190	9A	1		920466.005	•Bricka	•Washer		
0200	10	1		R43040.D00	•Kedjesträckare	•Chain tightener		L=575
0205	10A	1		920049.002	•Sprint	•Peg		FOR SAFETY
0220	11	2		R41599.002	•Sprint	•Peg		
0240	12	4		95007	•Saxpinne	•Split pin		
0260	13	ERF		5609	•Kedja std-längd 6 m	•Chain std-length 6 m		73),2" 8X8,METERVARA
0280	14	1		R31571.003	•Kedjehjul	•Chain wheel		
0300	15	2		97013	•Lager	•Bearing		
0320	16	2		R42028.001	•Bricka	•Washer		
0340	17	1		R41602.002	•Axeltapp	•Shaft pivot		
0360	18	1		95012	•Saxpinne	•Split pin		
0380	19	1		160	•Smörjnippel	•Lubricant nipple		
0400	20	1		254802.XXXX	•Frilyftcylinder	•Free lifting cylinder		SEE GR 80, PAGE 93
0420	21	1		454820.0100	•Klammer	•Clamp		
0440	22	4		920728.136	•Skruv	•Screw		
0460	23	2		920076.010	•Mutter	•Nut		
0480	24	2		450004.0100	•Fäste	•Bracket		
0500	25	2		451282.0100	•Låsbleck	•Securing plate		
0520	26	4		920373.108	•Skruv	•Screw		
0540	27	2		A09994.0200	•Kedjesträckare	•Chain tightener		
0560	28	4		406210.002	•Axel	•Shaft		
0580	29	4		95007	•Saxpinne	•Split pin		
0600	30	ERF		920089.004	•Kedja std-längd 5 m	•Chain std-length 5 m		73),2" 4X4,METERVARA
0620	31	2		406534.001	•Kedjehjul	•Chain wheel		KPL
0640	32	2		405815.001	••Kedjehjul	••Chain wheel		
0660	33	4		920372.002	••Lager	••Bearing		
0680	34	1		405971.002	•Axel	•Shaft		FÖR KEDJEHJUL/FOR CHAIN WHEEL
0700								
0720	35	3		5517	•Spärring	•Retaining ring		
0740	36	2		160	•Smörjnippel	•Lubricant nipple		
0760	37	1		405971.015	•Axel	•Shaft		FÖR KEDJE- OCH SLANGHJ FOR CHAIN-AND HOSE WH
0780								
0820	38	2		356192.0100	•Slanghjul	•Hose wheel		
0840	39	ERF		920070.007	••Glidlager	••Slide bearing		
0860	40	ERF		920370.001	•Justermellanlägg	•Shim		

2. Vid beställning angiv truckmodell, tillverkningsnummer och lyfthöjd When ordering state FLT type, manufacturing number and lifting height.

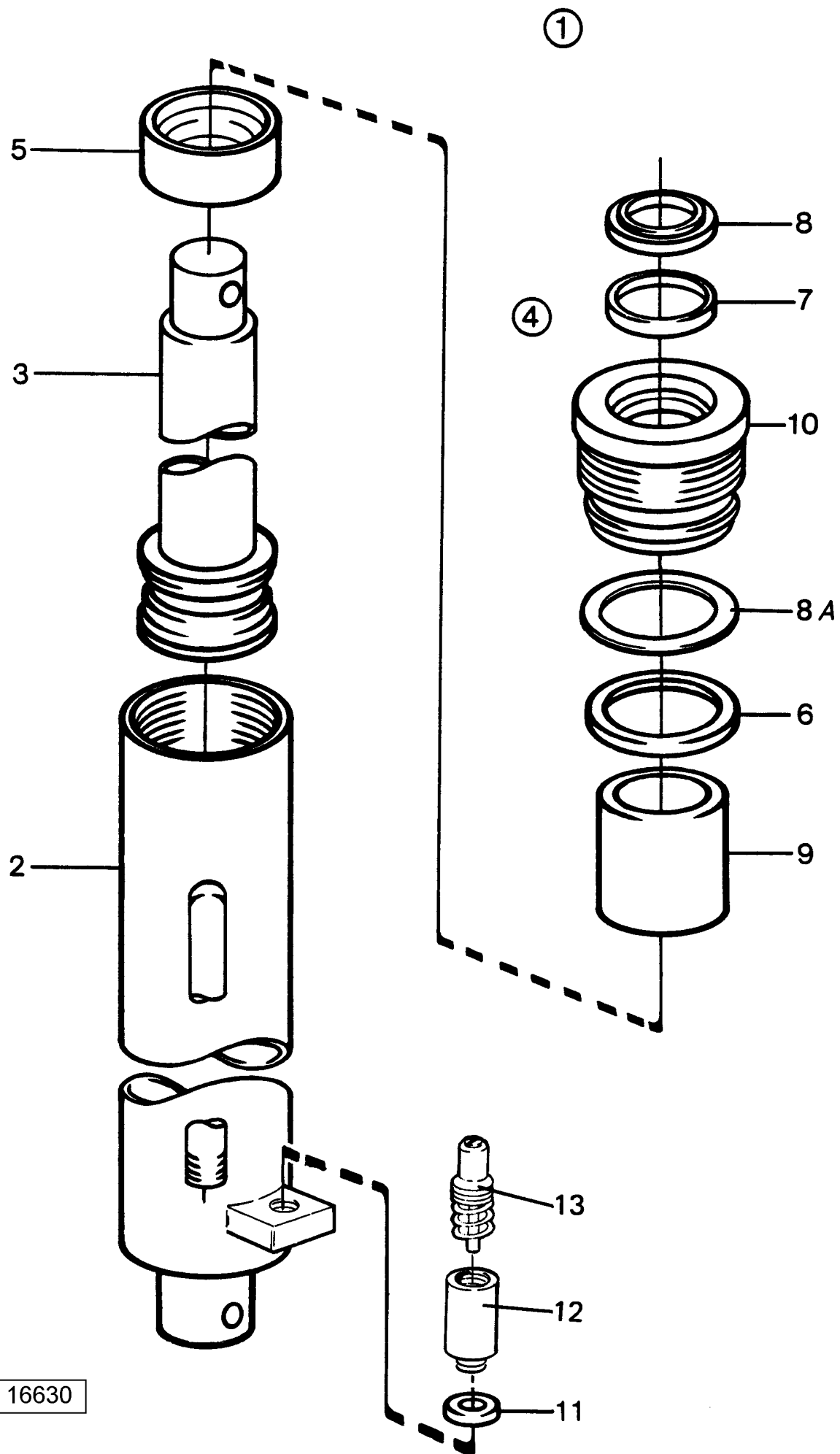
73. Lagerföres i standardlängder. Kan mot pristillägg, även levereras i speciallängder. Stored in standard lengths. Can also be delivered in special lengths with a price addition.



Reservdelar - Spare parts
80
85

0307

Utgåva Issue		Bild nr Picture No		Lyftstativ, TRI FL 12-16 areastyrning med hängande slangar, (CP FL-Cyl.)		Lifting mast, TRI FL 12-16, area controlled system with hanging hoses		
Pos. Fig.	Antal/Quantity			Art nr Part No	Benämning	Description	Sats Kit	Anmärkning Notes
	458 855- XXXX							
41	1			409961.0100	•Platta	•Plate		SEE GR 80, PAGE 89 SEE GR 80, PAGE 89
42	8			920728.147	•Skruv	•Screw		
43	1			257039.XXXX	•Lyftcylinder	•Lifting cylinder		SEE GR 80, PAGE 89 SEE GR 80, PAGE 89
44	1			257039.XXXX	•Lyftcylinder	•Lifting cylinder		
45	4			920042.040	•Skruv	•Screw		SEE GR 80, PAGE 107
46	4			5590	•Låsmutter	•Lock nut		
47	2			407836.0100	•Toppstödrulle	•Top support roller		SEE GR 80, PAGE 107
48	4			2458	•Lager	•Bearing		
49	2			407835.0200	•Axel	•Shaft		SEE GR 80, PAGE 107
50	2			920042.002	•Skruv	•Screw		
51	1			355147.0100	•Lamphållare	•Lamp holder		SEE GR 80, PAGE 107
52	1			450524.0100	•Lamphållare	•Lamp holder		
53	8			920042.005	•Skruv	•Screw		SEE GR 80, PAGE 107
54	4			2564	•Lager	•Bearing		
55	8			2585	•Spärring	•Retaining ring		SEE GR 80, PAGE 107
56	2			A01785.XXXX	Tiltcylinder	Tilt cylinder		
57	4			405970.001	Axel	Shaft		SEE GR 80, PAGE 107
58	5			405974.001	Låsbricka	Lock washer		
59	10			920099.025	Skruv	Screw		SEE GR 80, PAGE 107
60	2			358595.0100	Axel	Shaft		
61	2			A00535.0100	Vikbricka	Fold washer		SEE GR 80, PAGE 107
62	2			920373.096	Skruv	Screw		
63	2			160	Smörjnippel	Lubricant nipple		SEE GR 80, PAGE 107
64	2			309354.0100	Toppstödrulle	Top support roller		
65	2			409353.0100	•Fäste	•Bracket		SEE GR 80, PAGE 107
66	2			405796.0300	•Stödrulle	•Support roller		
67	4			2458	•Lager	•Bearing		SEE GR 80, PAGE 107
68	2			405800.003	•Axel	•Shaft		
69	2			167	•Smörjnippel	•Lubricant nipple		SEE GR 80, PAGE 107
70	4			99046	•Stoppsskruv	•Stop screw		
71	ERF			409423.0100	Justermellanlägg	Shim		SEE GR 80, PAGE 107
	ERF			409423.0300	Justermellanlägg	Shim		
72	8			920728.147	Skruv	Screw		SEE GR 80, PAGE 107
73	2			309988.0100	Kedjefäste	Chain attachment		



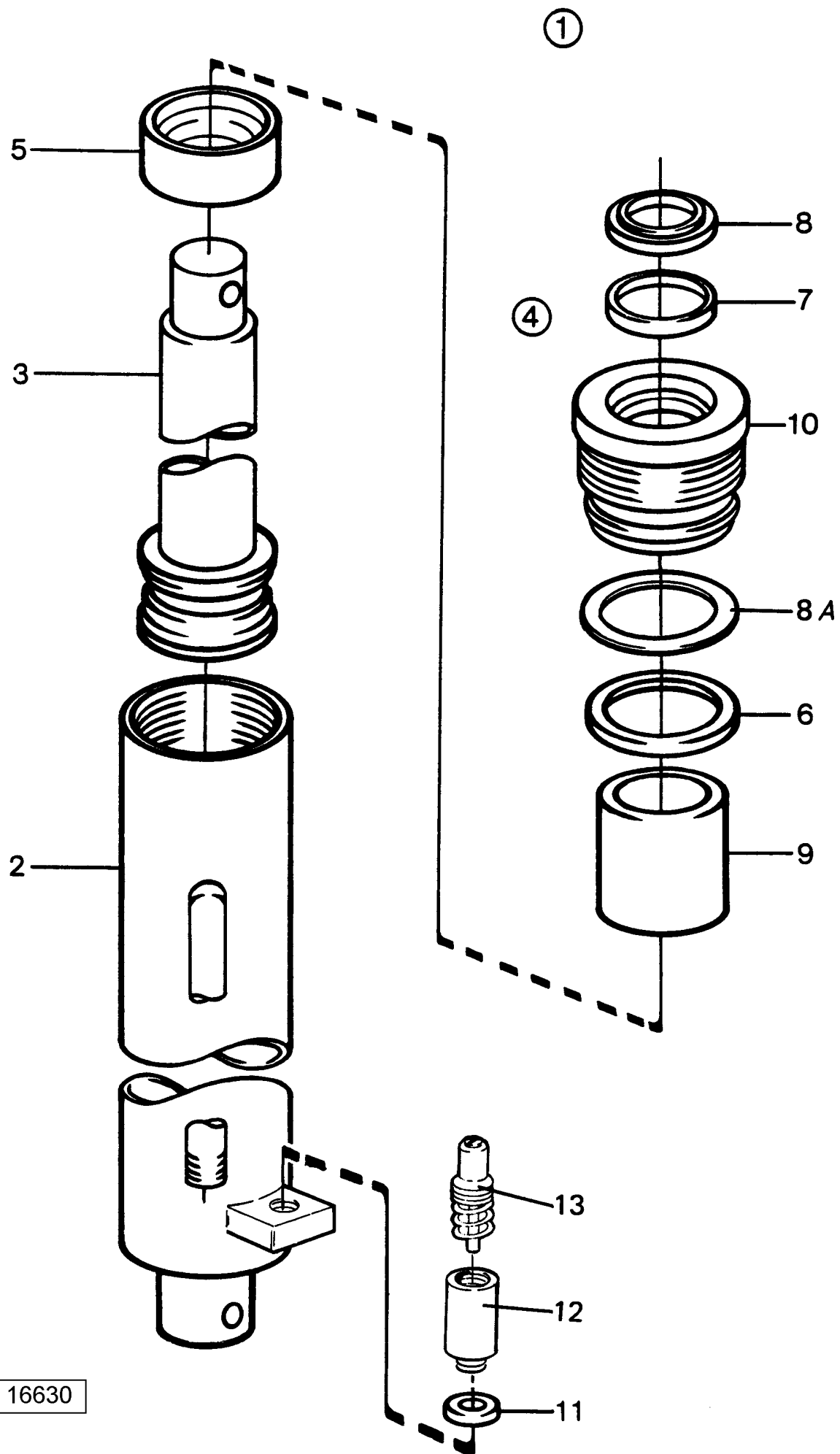
Reservdelar - Spare parts

80

87

0310	Utgåva Issue		Bild nr Picture No		Lyftcylinder till Triplex frilyftstativ		Lifting cylinder for Triplex free lift mast		
	980615		16630		456809-, 457573-, 458724-		456809-, 457573-, 458724-		
	Pos. Fig.	Antal/Quantity			Art nr Part No	Benämning	Description	Sats Kit	Anmärkning Notes
0020	1	1			256270.XXXX	Lyftcylinder	Lifting cylinder		2,5)KPL V
0040		1			256270.XXXX	Lyftcylinder	Lifting cylinder		2,5)KPL H
0060	2	1			250903.XXXX	•Cylinderrör	•Cylinder pipe		2,5)KPL V
0080		1			250903.XXXX	•Cylinderrör	•Cylinder pipe		2,5)KPL H
0100	3	1			350901.XXXX	•Kolvstång	•Piston rod		2)KPL
0120	4	1			920744.0003	•Packningssats	•Gasket kit		
0140	5	1			96031	••Kolv tätning	••Piston seal		
0160	6	1			1357	••O-ring	••O-ring		
0180	7	1			920102.001	••Manschett	••Seal		
0200	8	1			96074	••Avstrykare	••Wiper		
0210	8A	1			5743	••Stödring	••Back-up ring		
0220	9	1			405360.XXXX	•Distans	•Spacer		2)
0250	10	1			A00300.1700	•Cylinderhuvud	•Cylinder head		
0260	11	1			5938	•Tredoring	•Tredoring		
0280	12	1			356111.0100	•Anslutning	•Connection		
0300	13	1			920054.008	•Sänkbromsventil	•Lowering check valve		

2. Vid beställning angiv truckmodell, tillverkningsnummer och lyfthöjd When ordering state FLT type, manufacturing number and lifting height.
5. Vid beställning ange lyfthöjd och alt. höger eller vänster When ordering state lifting height and alt. right or left



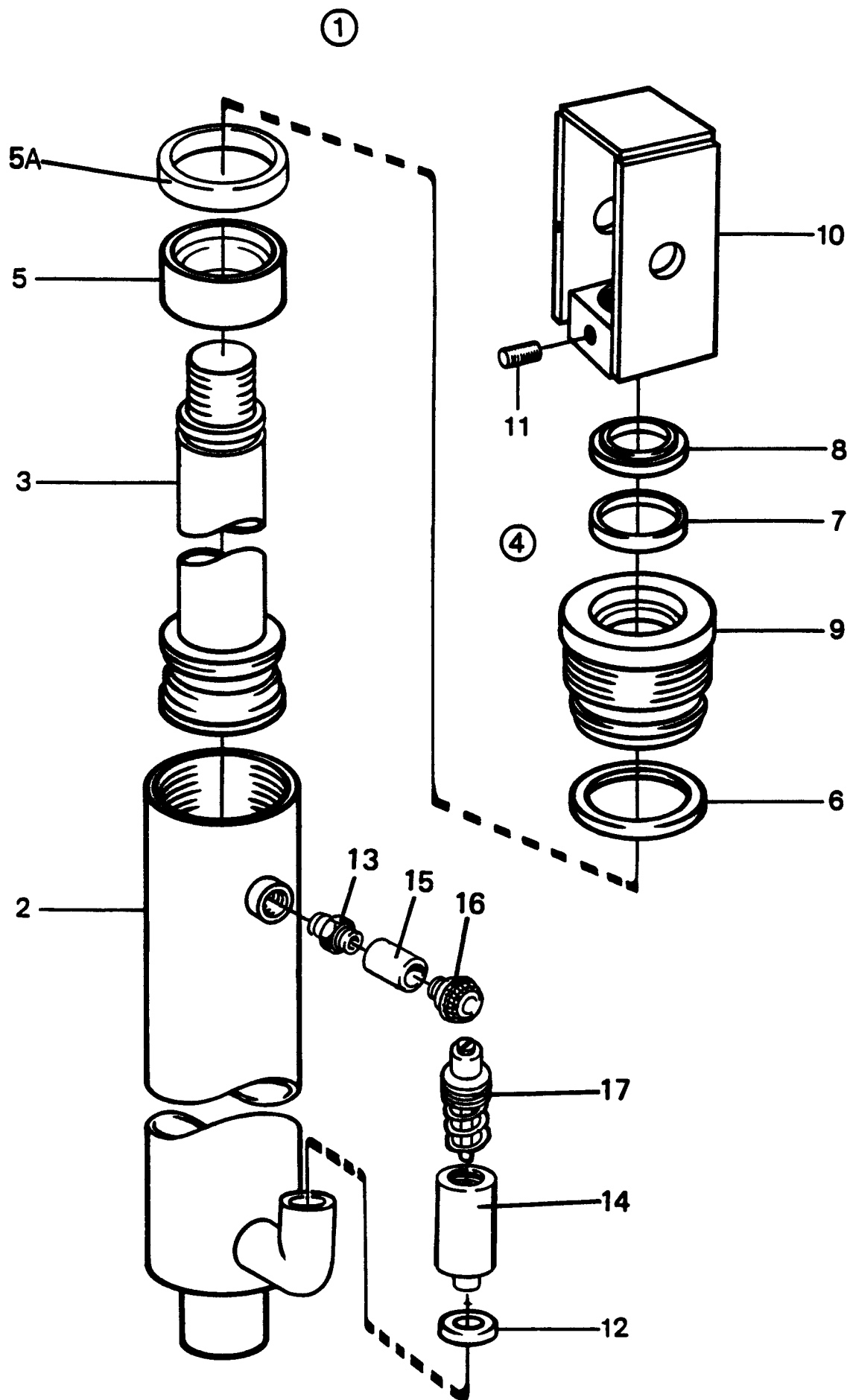
Reservdelar - Spare parts

80

89

0315	Utgåva Issue		Bild nr Picture No		Lyftcylinder till TRI frilyftstativ 456477-, 457577-, 457583-, 458855-		Lifting cylinder for TRI free lift mast 456477-, 457577-, 457583-, 458855-	
	980615		16630					
Pos. Fig.	Antal/Quantity			Art nr Part No	Benämning	Description	Sats Kit	Anmärkning Notes
0020	1	1		257039.XXXX	Lyftcylinder	Lifting cylinder		2,5)KPL V
0040		1		257039.XXXX	Lyftcylinder	Lifting cylinder		2,5)KPL H
0060	2	1		250010.XXXX	•Cylinderrör	•Cylinder pipe		2,5)KPL V
0080		1		250010.XXXX	•Cylinderrör	•Cylinder pipe		2,5)KPL H
0100	3	1		357040.XXXX	•Kolvstång	•Piston rod		2)KPL
0120	4	1		920744.0004	•Packningssats	•Gasket kit		
0140	5	1		920114.003	••Kolv tätning	••Piston seal	S	
0160	6	1		920052.016	••O-ring	••O-ring	S	
0180	7	1		96066	••Manschett	••Seal	S	
0200	8	1		96076	••Avstrykare	••Wiper	S	
0210	8A	1		921464.0005	••Stödring	••Back-up ring	S	54)
0220	9	1		405360.XXXX	•Distans	•Spacer		2)
0250	10	1		A00300.2300	•Cylinderhuvud	•Cylinder head		
0260	11	1		5938	•Tredoring	•Tredoring		
0280	12	1		356111.0100	•Anslutning	•Connection		
0300	13	1		920054.011	•Sänkbromsventil	•Lowering check valve		

2. Vid beställning angiv truckmodell, tillverkningsnummer och lyfthöjd When ordering state FLT type, manufacturing number and lifting height.
5. Vid beställning ange lyfthöjd och alt. höger eller vänster When ordering state lifting height and alt. right or left
54. Gäller för cylinderhuvud A00300.1900 Valid for cylinder head A00300.1900

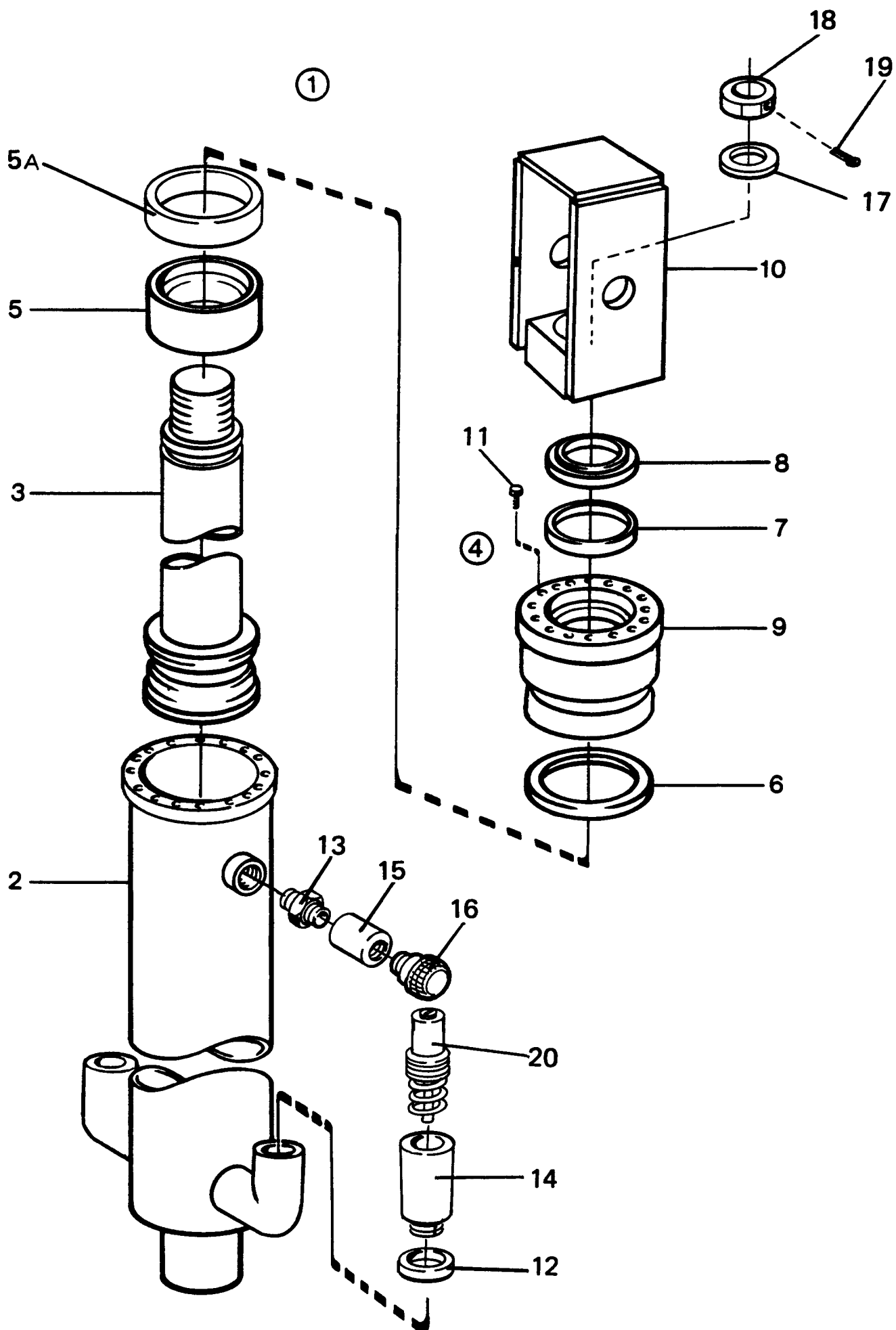


Reservdelar - Spare parts

80

91

0320	Utgåva Issue		Bild nr Picture No		Frilyftcylinder till Triplex frilyftstativ 456809-, 457573-, 458724-		Free lifting cylinder for Triplex free lift mast 456809-, 457573-, 458724-		
	Pos. Fig.	Antal/Quantity			Art nr Part No	Benämning	Description	Sats Kit	Anmärkning Notes
		256 199. XXXX	258 718. XXXX						
0020	1	1			256199.XXXX	Frilyftcylinder	Free lifting cylinder		2)KPL
0030			1		258718.XXXX	Frilyftcylinder	Free lifting cylinder		2)KPL
0040	2	1			356202.XXXX	•Cylinderrör	•Cylinder pipe		2)KPL
0050			1		358719.XXXX	•Cylinderrör	•Cylinder pipe		2)KPL
0060	3	1	1		356200.XXXX	•Kolvstång	•Piston rod		2)KPL
0080	4	1	1		454452.4600	•Packningssats	•Gasket kit		
0100	5	1	1		920114.017	•Kolv tätning	•Piston seal	S	
0110	5A	1	1		922553.0012	•Kolvstyrningsring	•Piston guide ring	S	
0120	6	1	1		1241	•O-ring	•O-ring	S	
0140	7	1	1		920102.001	•Manschett	•Seal	S	
0160	8	1	1		96074	•Avstrykare	•Wiper	S	
0180	9	1	1		305354.013	•Cylinderhuvud	•Cylinder head		
0200	10	1			307430.0100	•Kedjehjulshållare	•Chain wheel holder		
0210			1		307430.0200	•Kedjehjulshållare	•Chain wheel holder		
0220	11	1	1		920055.060	•Stoppsskruv	•Stop screw		
0240	12	1	1		5938	•Tredoring	•Tredoring		
0260	13	1			3474	•Nippel	•Nipple		
0280	14	1	1		356111.0100	•Anslutning	•Connection		
0300	15	1			921004.0003	•Nippel	•Nipple		
0320	16	1	1		4884	•Luftningsnippel	•Air venting nipple		
0340	17	1	1		920054.008	•Sänkbromsventil	•Lowering check valve		



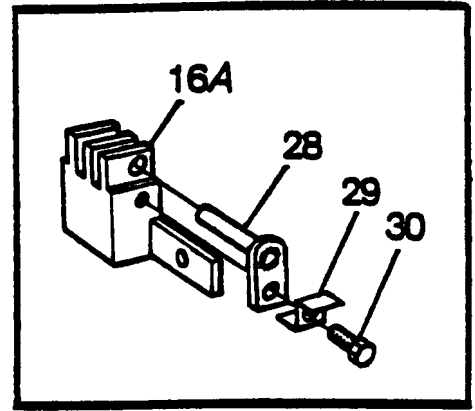
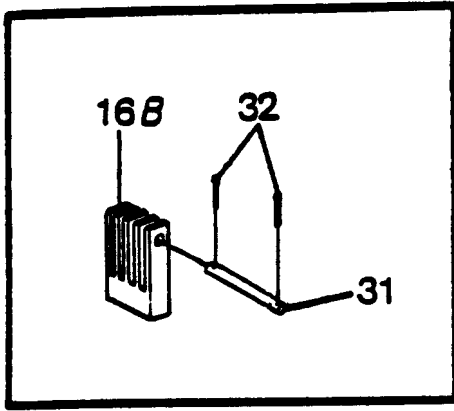
Reservdelar - Spare parts

80

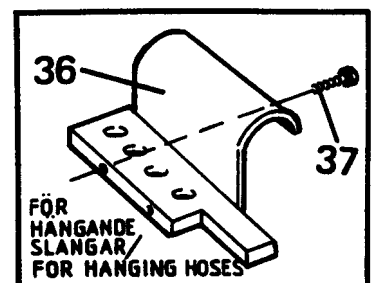
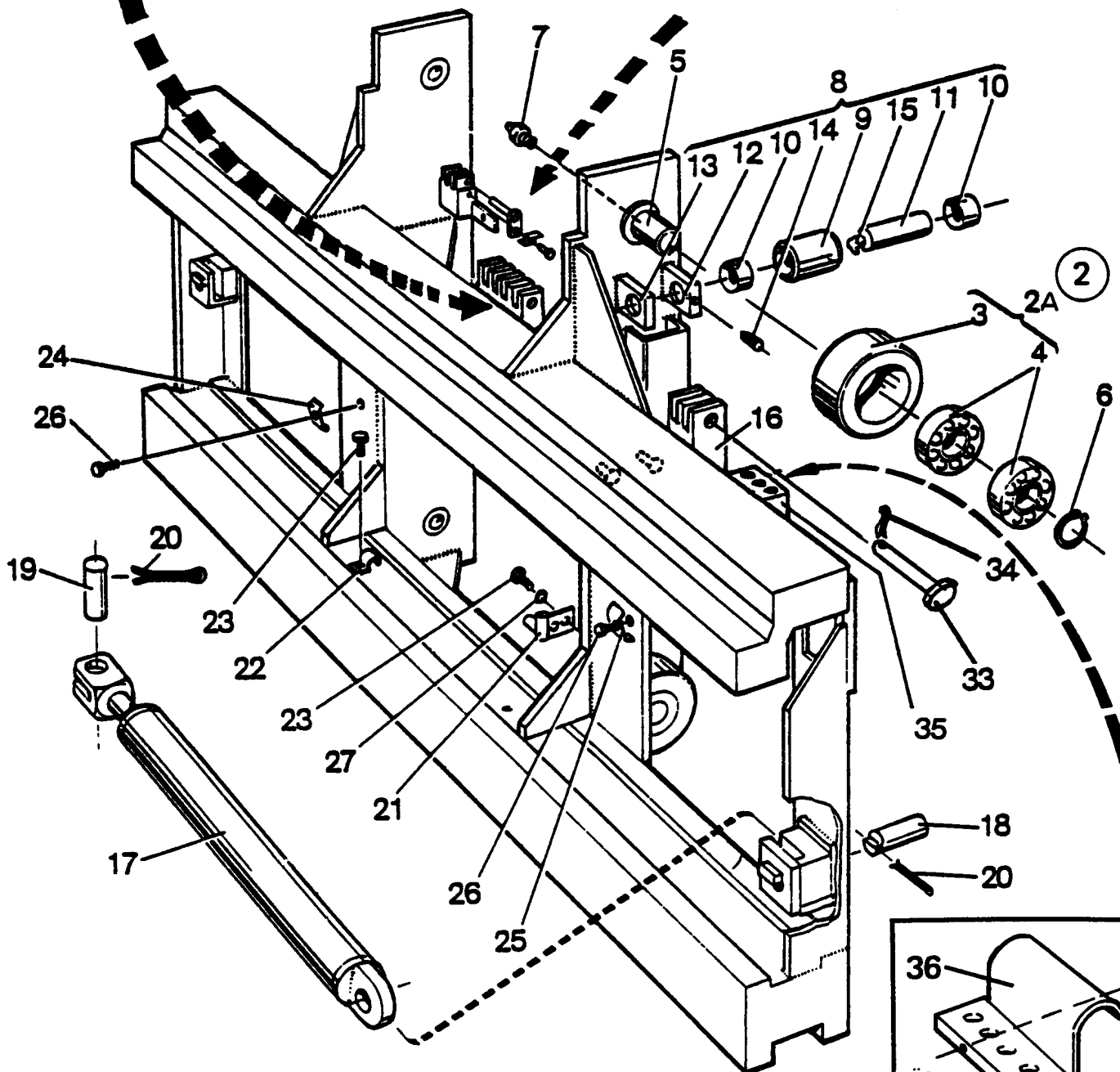
93

0325

Utgåva Issue		Bild nr Picture No		Frilyftscylinder till TRI frilyftstativ 456477-, 457577-, 457583-, 458855-		Free lifting cylinder for TRI FLS 456477-, 457577-, 457583-, 458855-		
Pos. Fig.	Antal/Quantity			Art nr Part No	Benämning	Description	Sats Kit	Anmärkning Notes
1	1			254802.XXXX	Frilyftscylinder	Free lifting cylinder		2)KPL
2	1			354803.XXXX	•Cylinderrör	•Cylinder pipe		2)KPL
3	1			356483.XXXX	•Kolvstång	•Piston rod		2)KPL
4	1			454452.5100	•Tätningssats	•Seal kit		
5	1			920114.019	••Kolv tätning	••Piston seal	S	
5A	1			922553.0016	••Kolvstyrningsring	••Piston guide ring	S	
6	1			1252	••O-ring	••O-ring	S	
7	1			96066	••Manschett	••Seal	S	
8	1			96076	••Avstrykare	••Wiper	S	
9	1			407455.0400	•Cylinderhuvud	•Cylinder head		
10	1			450023.0100	•Kedjehjulshållare	•Chain wheel holder		
11	16			99145	•Skruv	•Screw		
12	1			5938	•Tredoring	•Tredoring		
13								NOT USED
14	2			356111.0100	•Anslutning	•Connection		
15								NOT USED
16	2			4884	•Luftningsnippel	•Air venting nipple		
17	1			452185.0100	•Bricka	•Washer		
18	1			409727.0100	•Mutter	•Nut		
19	1			95014	•Saxpinne	•Split pin		
20	2			920054.011	•Sänkbromsventil	•Lowering check valve		



①



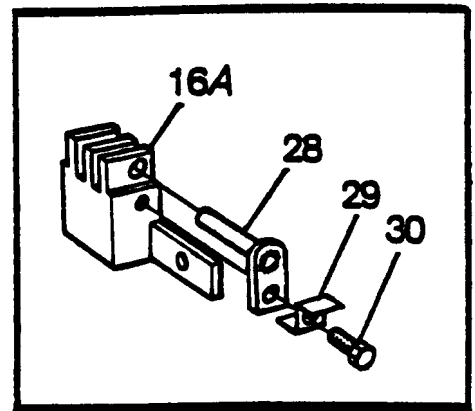
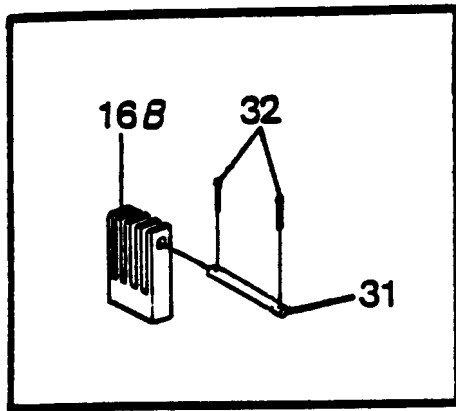
Reservdelar - Spare parts

0350

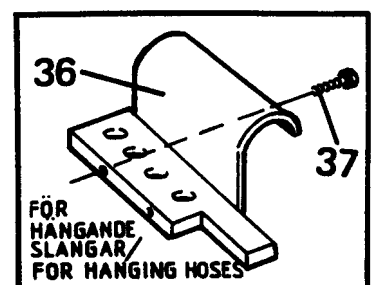
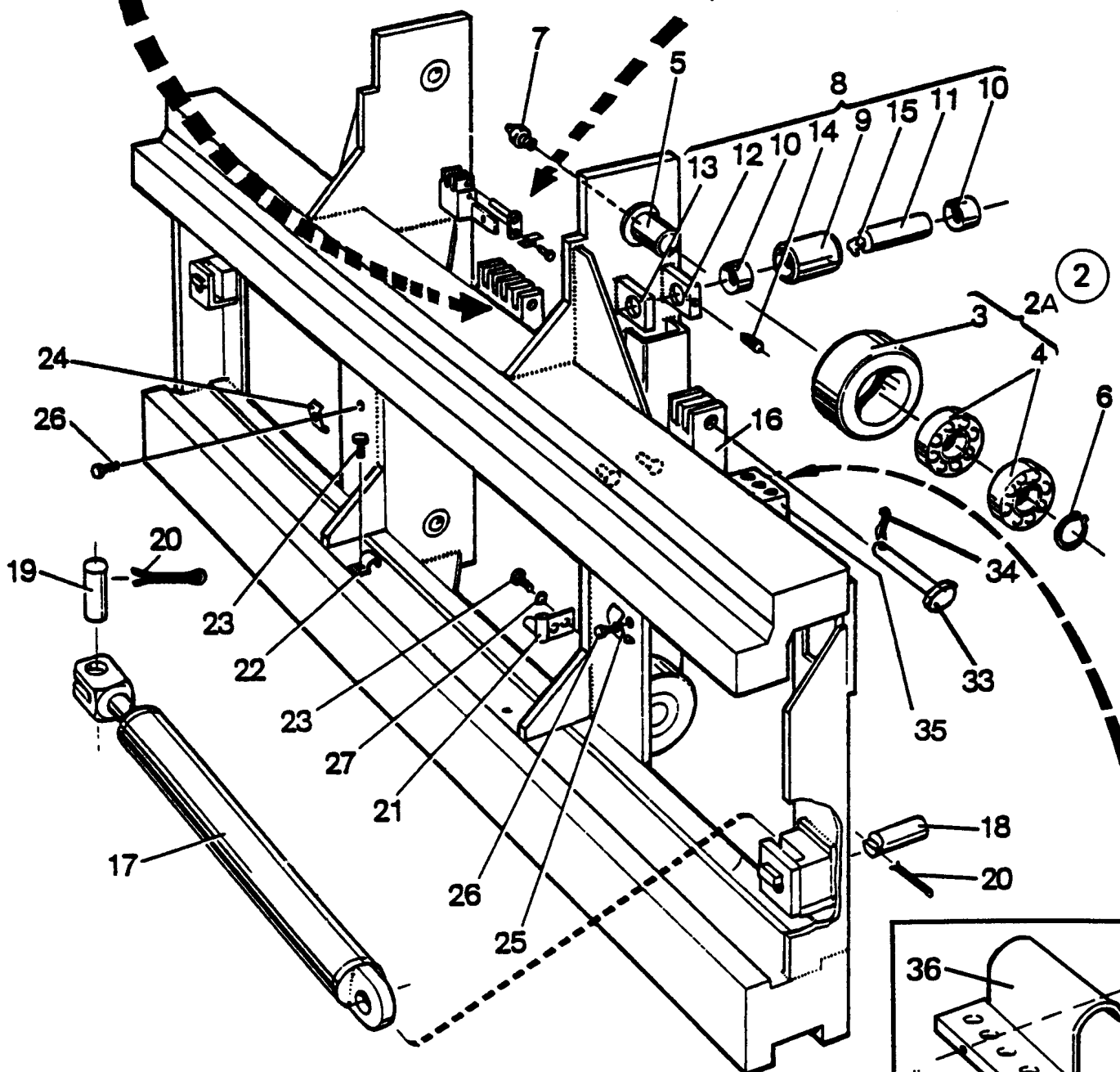
0350	Utgåva Issue		Bild nr Picture No		Gaffelspridningsvagn till Triplex frilyftstativ		Fork spreading carriage for Triplex free lift mast		
	Pos. Fig.	Antal/Quantity			Art nr Part No	Benämning	Description	Sats Kit	Anmärkning Notes
		9-10	12- 13,6 /600	12- 1200 16					
0020	1	1	1		452109.0300	Gaffelspridningsvagn	Fork spreading carriage		2)KPL
0025		1	1		452109.0600	Gaffelspridningsvagn	Fork spreading carriage		2)KPL FÖR HÄNGANDE
0026									SLANGAR, FOR HANGING
0027									HOSES
0030				1	409462.0700	Gaffelspridningsvagn	Fork spreading carriage		2,110)KPL
0035				1	409462.0900	Gaffelspridningsvagn	Fork spreading carriage		2)KPL FÖR HÄNGANDE
0036									SLANGAR, FOR HANGING
0037									HOSES
0038	2	4	4			•Stativhjul	•Mast wheel		KPL DRAW.409356.0100
0039				4		•Stativhjul	•Mast wheel		KPL DRAW.409357.0100
0040	2A	4	4		406531.001	••Stativhjul	••Mast wheel		KPL
0060				4	406532.001	••Stativhjul	••Mast wheel		KPL
0080	3	4	4		405810.001	•••Stativhjul	•••Mast wheel		
0100				4	405810.002	•••Stativhjul	•••Mast wheel		
0120	4	8	8		97011	•••Kullager	•••Ball bearing		
0140				8	97025	•••Kullager	•••Ball bearing		
0160	5	4	4		405809.002	••Axeltapp	••Shaft pivot		Ø 60
0180				4	405809.004	••Axeltapp	••Shaft pivot		Ø 80
0200	6	4	4		5517	••Spårring	••Retaining ring		
0220				4	95102	••Spårring	••Retaining ring		
0240	7	4	4	4	160	••Smörjnippel	••Lubricant nipple		
0270	8	4	4	4	407269.0700	•Stödrulle	•Support roller		KPL
0280	9	4	4	4	405796.0200	••Stödrulle	••Support roller		
0300	10	8	8	8	97039	••Bussning	••Bushing		
0330	11	4	4	4	309743.0100	••Axel	••Shaft		
0340	12	4	4	4	405797.001	••Öra	••Ear		
0370	13	4	4	4	405797.001	••Öra	••Ear		
0390	14	8	8	8	920055.001	••Stoppskruv	••Stop screw		
0400	15	4	4	4	455859.0100	••Smörjnippel	••Lubricant nipple		
0418		4	4	4	454592.0200	••Smörjnippel	••Lubricant nipple		FÖRLÄNGD/PROLONGED 57
0419	16								NOT USED
0420	16A	2	2	-	308697.0200	•Kedjefäste	•Chain attachment		
0440		1	1	-	308697.0500	•Kedjefäste	•Chain attachment		H,FÖR HÄNGANDE
0441									SLANGAR / FOR HANGING
0442									HOSES
0445		1	1	-	308697.0600	•Kedjefäste	•Chain attachment		V,FÖR HÄNGANDE
0446									SLANGAR / FOR HANGING
0447									HOSES
0456	16B	-	-	1	R31598.005	•Kedjefäste	•Chain attachment		110)
0470	17	2	2	2	A01787.XXXX	•Gaffelspridningscylinder	•Fork spreading cylinder		SEE GR 80, PAGE 111
0480	18	2	2	2	R31224.005	•Axel	•Shaft		
0500	19	2	2	2	R31224.001	•Axel	•Shaft		
0520	20	4	4	4	95011	•Saxpinne	•Split pin		
0550	21	1	1	1	407343.0300	•Fäste med T-rör	•Bracket with T-pipe		1/2"
0560	22	ERF	ERF	ERF	406536.001	•Klammer	•Clamp		
0580	23	ERF	ERF	ERF	920099.027	•Skruv	•Screw		
0600	24	1	1	1	407351.0100	•Klammer	•Clamp		
0620	25	1	1	1	R41581.001	•Klammer	•Clamp		GFS
0640	26	ERF	ERF	ERF	920099.073	•Skruv	•Screw		
0660	27	9	9	9	920098.025	•Bricka	•Washer		
0680	28	2	2	-	408960.0200	•Axel	•Shaft		
0690		2	2	-	408960.0100	•Axel	•Shaft		FÖR HÄNGANDE SLANGAR/
0691									FOR HANGING HOSES
0700	29	2	2	-	921743.0001	•Vikbricka	•Fold washer		
0720	30	2	2	-	920042.003	•Skruv	•Screw		
0740	31			1	R41599.002	•Sprint	•Peg		110)
0760	32			2	95004	•Saxpinne	•Split pin		110)
0780	33								NOT USED

2. Vid beställning angiv truckmodell, tillverkningsnummer och lyfthöjd When ordering state FLT type, manufacturing number and lifting height.

110. Gäller för centrumpacerad lyftcylinder. Valid for lifting cylinder in central position.



①

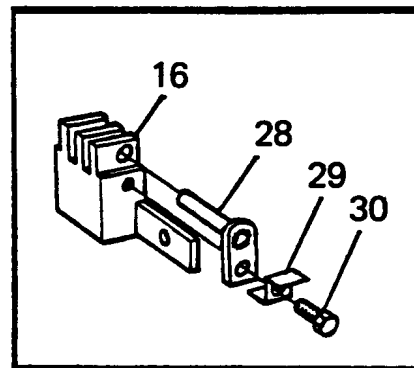
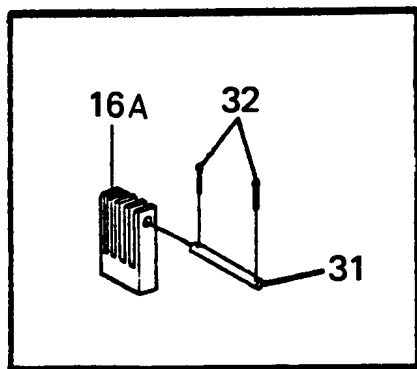


16679

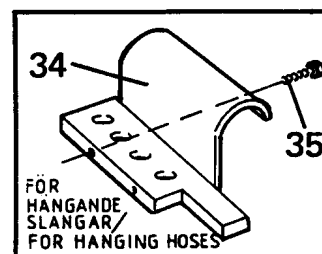
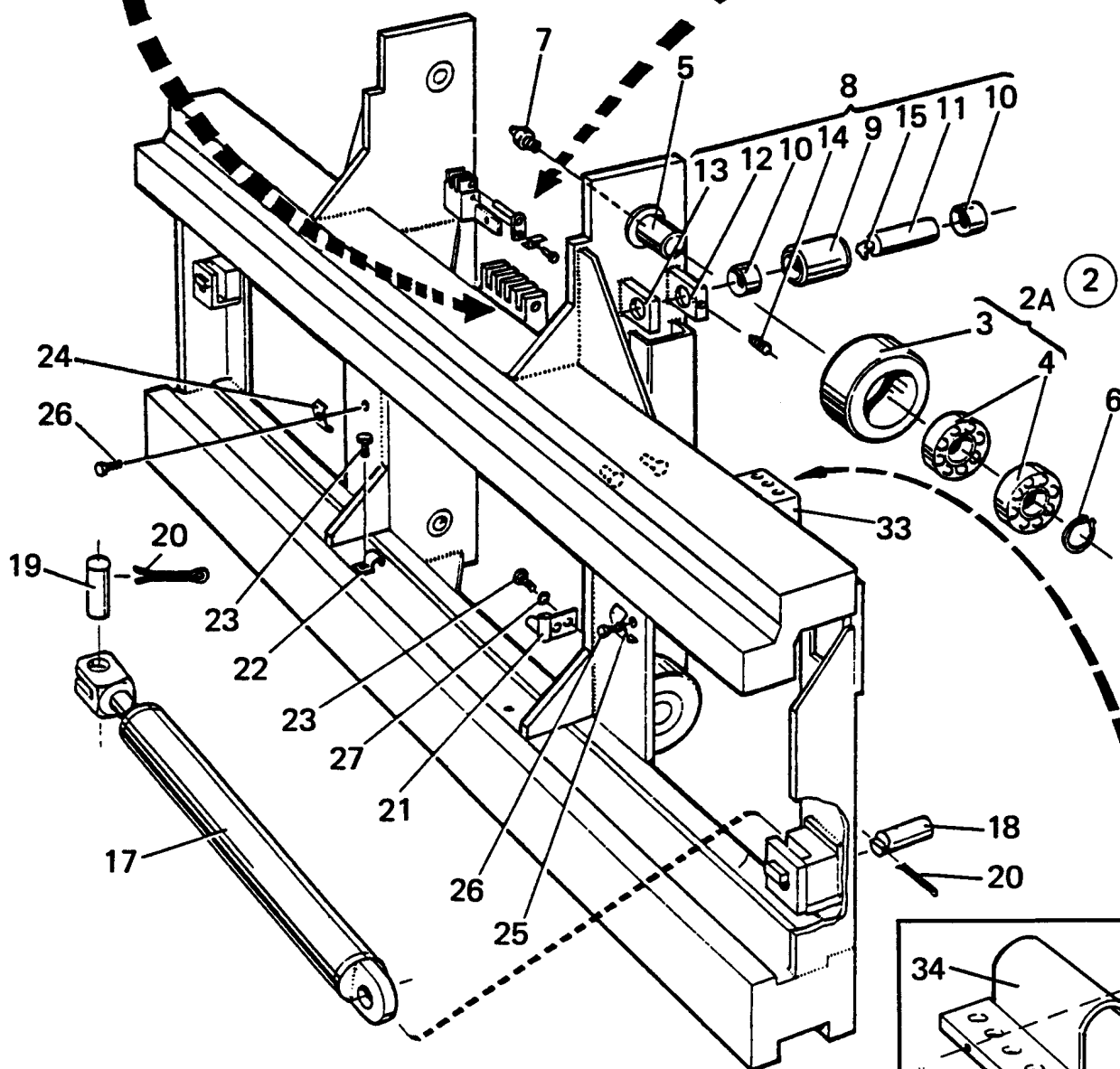
Reservdelar - Spare parts
80
97

0350

Utgåva Issue		Bild nr Picture No		Gaffelspridningsvagn till Triplex frilyftstativ		Fork spreading carriage for Triplex free lift mast		
980615		16679						
Pos. Fig.	Antal/Quantity			Art nr Part No	Benämning	Description	Sats Kit	Anmärkning Notes
	9-10	12- 13,6 /600	12- 1200 16					
34 35	1	1	1	409041.0600 409041.0700 450778.0100 920042.028 450088.0200 455083.0100	•Slangfäste •Slangfäste •Slangfäste •Skruv •Slangfäste •Hållare	•Hose attachment •Hose attachment •Hose attachment •Screw •Hose attachment •Holder		NOT USED BULTAT/BOLTED NOT ILLUSTR 6 SLANGAR/6 HOSES FÖR HÄNGANDE SLANGAR/ FOR HANGING HOSES
36	1	1	1					
37	2	2	2	920042.003	•Skruv	•Screw		



①



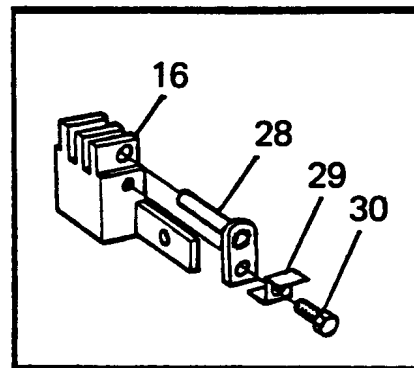
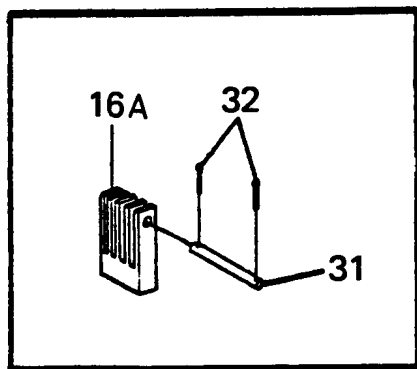
18008

Reservdelar - Spare parts

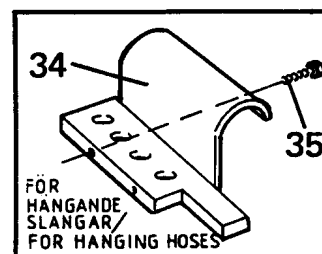
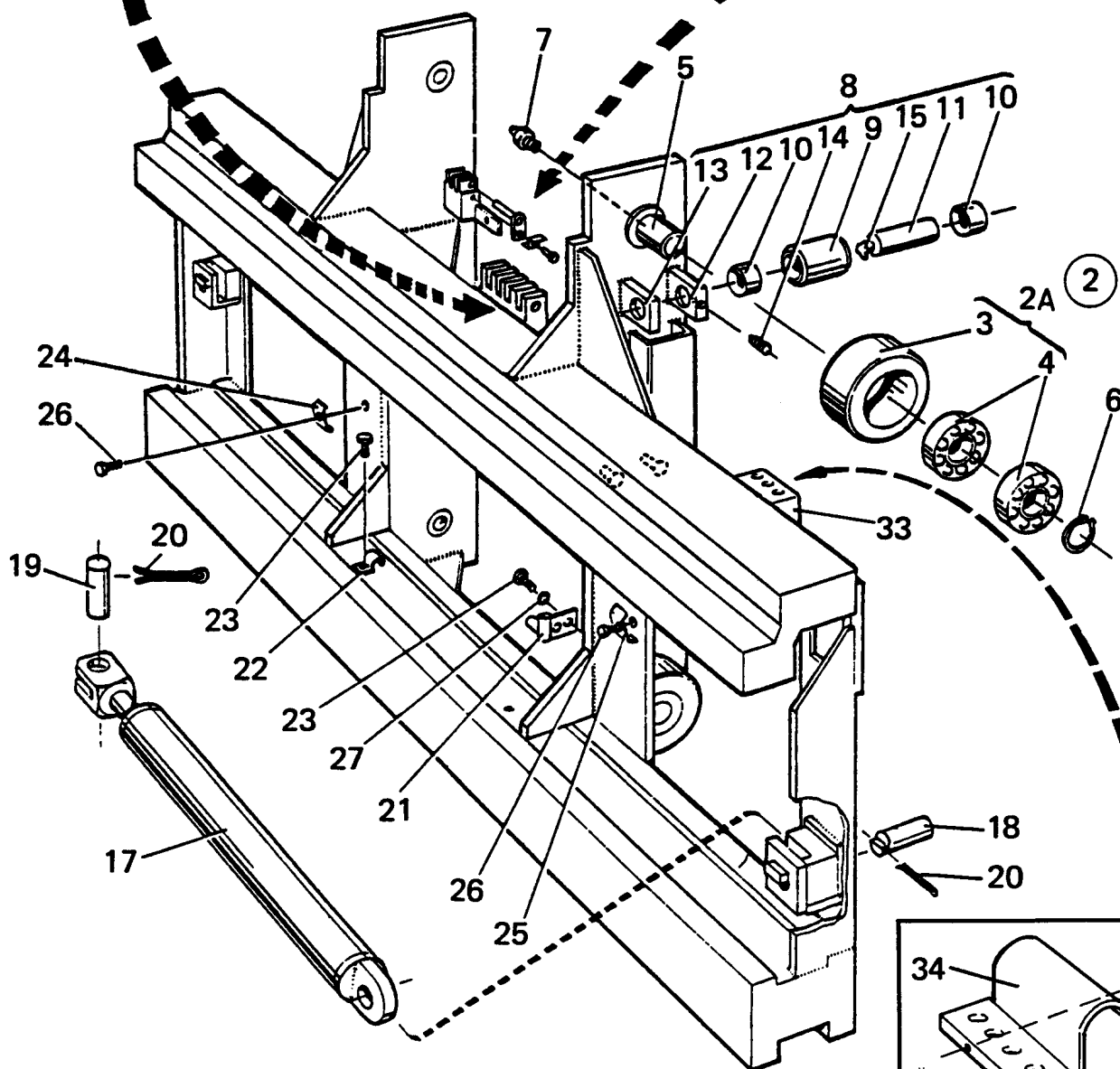
0355	Utgåva Issue		Bild nr Picture No		Gaffelspridningsvagn till Triplex frilyftstativ A12758.0100,A12759.0100		Fork spreading carriage for Triplex TRI,FLS A12758.0100,A12759.0100		
	Pos. Fig.	Antal/Quantity			Art nr Part No	Benämning	Description	Sats Kit	Anmärkning Notes
		9-10	12- 13,6 /600	12- 1200 16					
0025	1	1	1		A12758.0100	Gaffelspridningsvagn	Fork spreading carriage		2)KPL FÖR HÄNGANDE
0026									SLANGAR, FOR HANGING
0027									HOSES, VB=2450
0035				1	A12759.0100	Gaffelspridningsvagn	Fork spreading carriage		2)KPL FÖR HÄNGANDE
0036									SLANGAR, FOR HANGING
0037									HOSES, VB=2500
0038	2	4	4			•Stativhjul	•Mast wheel		KPL DRAW.409356.0100
0039				4		•Stativhjul	•Mast wheel		KPL DRAW.409357.0100
0040	2A	4	4		406531.001	••Stativhjul	••Mast wheel		KPL
0060				4	406532.001	••Stativhjul	••Mast wheel		KPL
0080	3	4	4		405810.001	•••Stativhjul	•••Mast wheel		
0100				4	405810.002	•••Stativhjul	•••Mast wheel		
0120	4	8	8		97011	•••Kullager	•••Ball bearing		
0140				8	97025	•••Kullager	•••Ball bearing		
0160	5	4	4		405809.002	••Axeltapp	••Shaft pivot		Ø 60
0180				4	405809.004	••Axeltapp	••Shaft pivot		Ø 80
0200	6	4	4		5517	••Spärring	••Retaining ring		
0220				4	95102	••Spärring	••Retaining ring		
0240	7	4	4	4	160	••Smörjnippel	••Lubricant nipple		
0270	8	4	4	4	407269.0700	•Stödrolle	•Support roller		KPL
0280	9	4	4	4	405796.0200	••Stödrolle	••Support roller		
0300	10	8	8	8	97039	••Bussning	••Bushing		
0330	11	4	4	4	309743.0100	••Axel	••Shaft		
0340	12	4	4	4	405797.001	••Öra	••Ear		
0370	13	4	4	4	405797.001	••Öra	••Ear		
0390	14	8	8	8	920055.001	••Stoppskruv	••Stop screw		
0400	15	4	4	4	455859.0100	••Smörjnippel	••Lubricant nipple		
0418		4	4	4	454592.0200	••Smörjnippel	••Lubricant nipple		FÖRLÄNGD/PROLONGED 57
0440	16	1	1	-	308697.0500	•Kedjefäste	•Chain attachment		H,FÖR HÄNGANDE
0441									SLANGAR / FOR HANGING
0442									HOSES
0445		1	1	-	308697.0600	•Kedjefäste	•Chain attachment		V,FÖR HÄNGANDE
0446									SLANGAR / FOR HANGING
0447									HOSES
0456	16A	-	-	1	R31598.005	•Kedjefäste	•Chain attachment		
0470	17	2	2		A12196.0100	•Gaffelspridningscylinder	•Fork spreading cylinder		SEE GR 80, PAGE 113
0475				2	A12780.0100	•Gaffelspridningscylinder	•Fork spreading cylinder		SEE GR 80, PAGE 115
0480	18	2	2	2	R31224.005	•Axel	•Shaft		
0500	19	2	2	2	R31224.001	•Axel	•Shaft		
0520	20	4	4	4	95011	•Saxpinne	•Split pin		
0550	21	1	1	1	407343.0300	•Fäste med T-rör	•Bracket with T-pipe		1/2"
0560	22	ERF	ERF	ERF	406536.001	•Klammer	•Clamp		
0580	23	ERF	ERF	ERF	920099.027	•Skruv	•Screw		
0600	24	1	1	1	R41581.001	•Klammer	•Clamp		
0620	25	1	1	1	R41581.001	•Klammer	•Clamp		GFS
0640	26	ERF	ERF	ERF	920099.073	•Skruv	•Screw		
0660	27	9	9	9	920098.025	•Bricka	•Washer		
0680	28	2	2	-	408960.0200	•Axel	•Shaft		
0690		2	2	-	408960.0100	•Axel	•Shaft		FÖR HÄNGANDE SLANGAR/ FOR HANGING HOSES
0691									
0700	29	2	2	-	921743.0001	•Vikbricka	•Fold washer		
0720	30	2	2	-	920042.003	•Skruv	•Screw		
0740	31			1	R41599.002	•Sprint	•Peg		110)
0760	32			2	95004	•Saxpinne	•Split pin		110)
0840	33	1	1	-	409041.0700	•Slangfäste	•Hose attachment		
0860				1	450088.0200	•Slangfäste	•Hose attachment		
0900	34	1	1	1	455083.0100	•Hållare	•Holder		FÖR HÄNGANDE SLANGAR/ FOR HANGING HOSES
0905									

2. Vid beställning angiv truckmodell, tillverkningsnummer och lyfthöjd When ordering state FLT type, manufacturing number and lifting height.

110. Gäller för centrumpacerad lyftcylinder. Valid for lifting cylinder in central position.



①



18008



DC 9-16

Grupp
Group

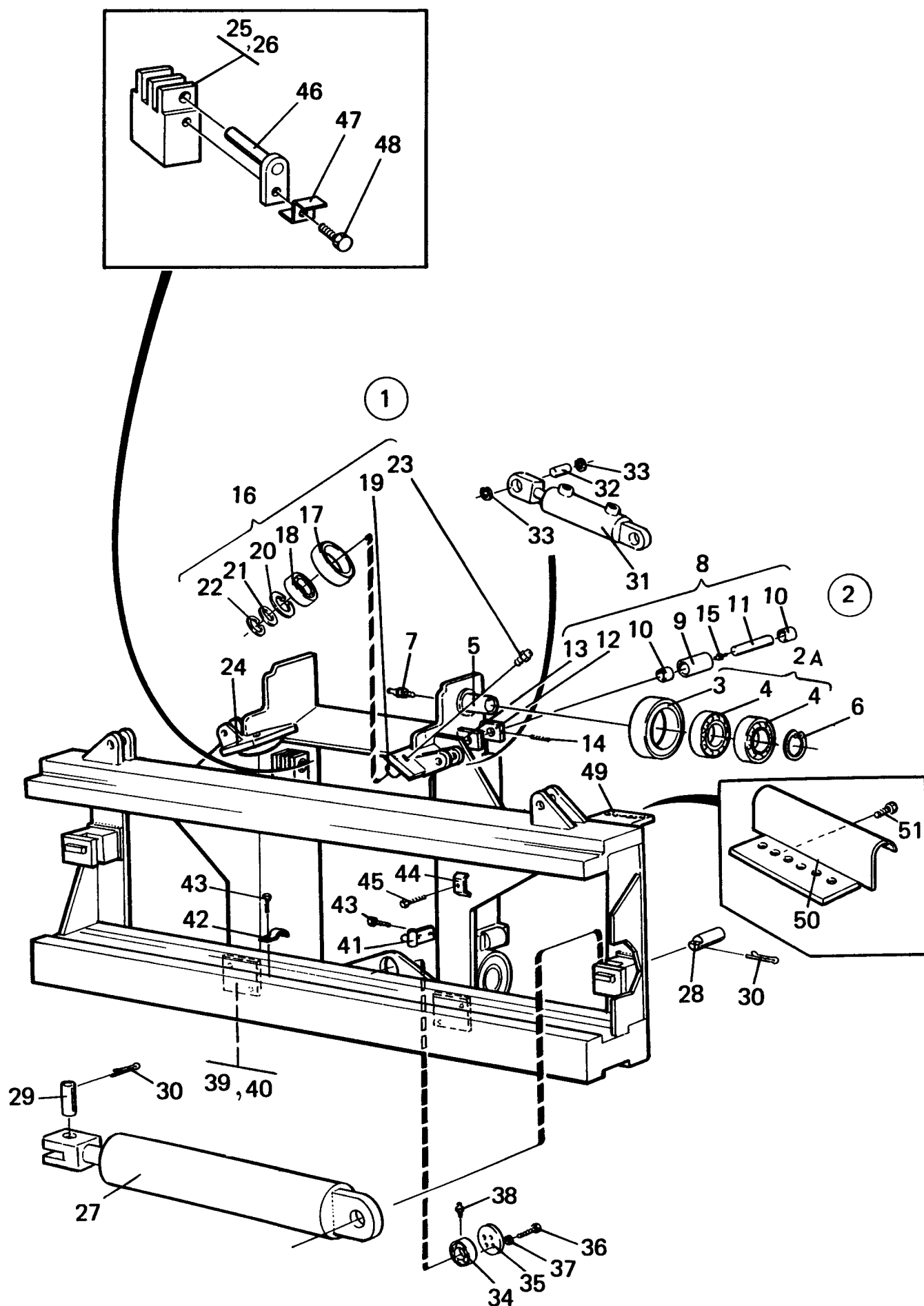
Sida
Page

80

101

Reservdelar - Spare parts

0355	Utgåva Issue		Bild nr Picture No		Gaffelspridningsvagn till Triplex frilyftstativ A12758.0100,A12759.0100		Fork spreading carriage for Triplex TRI,FLS A12758.0100,A12759.0100		
	980615		18008						
0920	Pos. Fig.	Antal/Quantity			Art nr Part No	Benämning	Description	Sats Kit	Anmärkning Notes
		9-10	12- 13,6 /600	12- 1200 16					
	35	2	2	2	920042.003	•Skruv	•Screw		



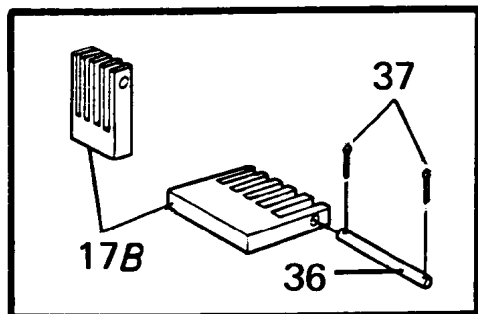
Reservdelar - Spare parts

80

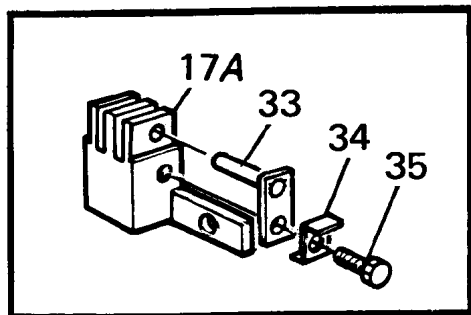
103

0357

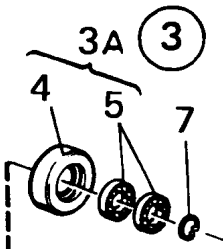
0357	Utgåva Issue		Bild nr Picture No		Gaffelspridningsvagn till Triplex frilyftstativ Centrumskevning		Fork spreading carriage for Triplex free lift mast, Central levelling		
	980615	18036							
	Pos. Fig.	Antal/Quantity			Art nr Part No	Benämning	Description	Sats Kit	Anmärkning Notes
			12- 13,6 /600						
0040	1		1		A12770.0100	Gaffelspridningsvagn	Fork spreading carriage		2)KPL, VB=2450
0080	2		4			•Stativhjul	•Mast wheel		KPL DRAW.409356.0100
0120	2A		4		406531.001	••Stativhjul	••Mast wheel		KPL
0160	3		4		405810.001	•••Stativhjul	•••Mast wheel		
0200	4		8		97011	•••Kullager	•••Ball bearing		
0240	5		4		405809.002	••Axeltapp	••Shaft pivot		Ø 60
0280	6		4		5517	••Spårring	••Retaining ring		
0320	7		4		160	••Smörjnippel	••Lubricant nipple		
0340	8		4		407269.0700	•Stödrulle	•Support roller		KPL
0380	9		4		405796.0200	••Stödrulle	••Support roller		
0400	10		8		97039	••Bussning	••Bushing		
0420	11		4		309743.0100	••Axel	••Shaft		
0440	12		4		405797.001	••Öra	••Ear		
0460	13		4		405797.001	••Öra	••Ear		
0480	14		8		920055.001	••Stoppsskruv	••Stop screw		
0500	15		4		455859.0100	••Smörjnippel	••Lubricant nipple		
0540	16		2		409242.0300	•Stödrulle	•Support roller		KPL
0580	17		2		R41704.001	••Stödrulle	••Support roller		
0620	18		2		2566	••Ledlager	••Guide bearing		
0660	19		2		406317.004	••Axeltapp	••Shaft pivot		
0700	20		4		2588	••Spårring	••Retaining ring		
0740	21								NOT USED
0760	22		2		2583	••Spårring	••Retaining ring		
0800	23		2		160	••Smörjnippel	••Lubricant nipple		
0820	24		2		454732.0100	•Fäste	•Bracket		
0860	25		1		308697.0600	•Kedjefäste	•Chain attachment		H
0880	26		1		308697.0500	•Kedjefäste	•Chain attachment		V
0900	27		2		A12196.XXXX	•Gaffelspridningscylinder	•Fork spreading cylinder		SEE GR 80, PAGE 113
0920	28		2		R31224.005	•Axel	•Shaft		
0940	29		2		R31224.001	•Axel	•Shaft		
0960	30		4		95011	•Saxpinne	•Split pin		
0980	31		2		A01285.0100	•Skevningscylinder	•Levelling cylinder		SEE GR 80, PAGE 123
1020	32		4		SF2484.011	•Axel	•Shaft		
1040	33		8		5312	•Spårring	•Retaining ring		
1060	34		1		921463.0002	•Lager	•Bearing		
1080	35		1		435900.0100	•Lock	•Cover		
1100	36		4		921899.126	•Skruv	•Screw		
1120	37		4		920098.009	•Bricka	•Washer		
1140	38		1		160	•Smörjnippel	•Lubricant nipple		
1160	39		2		A05060.0100	•Slitplatta	•Wear plate		
1180	40		4		920043.046	•Skruv	•Screw		
1200	41		1		407343.0300	•Fäste med T-rör	•Bracket with T-pipe		1/2"
1220	42	ERF			406536.001	•Klammer	•Clamp		
1240	43	ERF			920099.027	•Skruv	•Screw		
1260	44		1		R41581.001	•Klammer	•Clamp		
1280	45	ERF			920074.105	•Skruv	•Screw		
1300	46		2		408960.0100	•Axel	•Shaft		
1320	47		2		921743.0001	•Vikbricka	•Fold washer		
1340	48		2		920042.003	•Skruv	•Screw		
1360	49		1		450088.1300	•Slangfäste	•Hose attachment		
1380	50		1		455083.0100	•Hållare	•Holder		
1400	51		2		920042.003	•Skruv	•Screw		



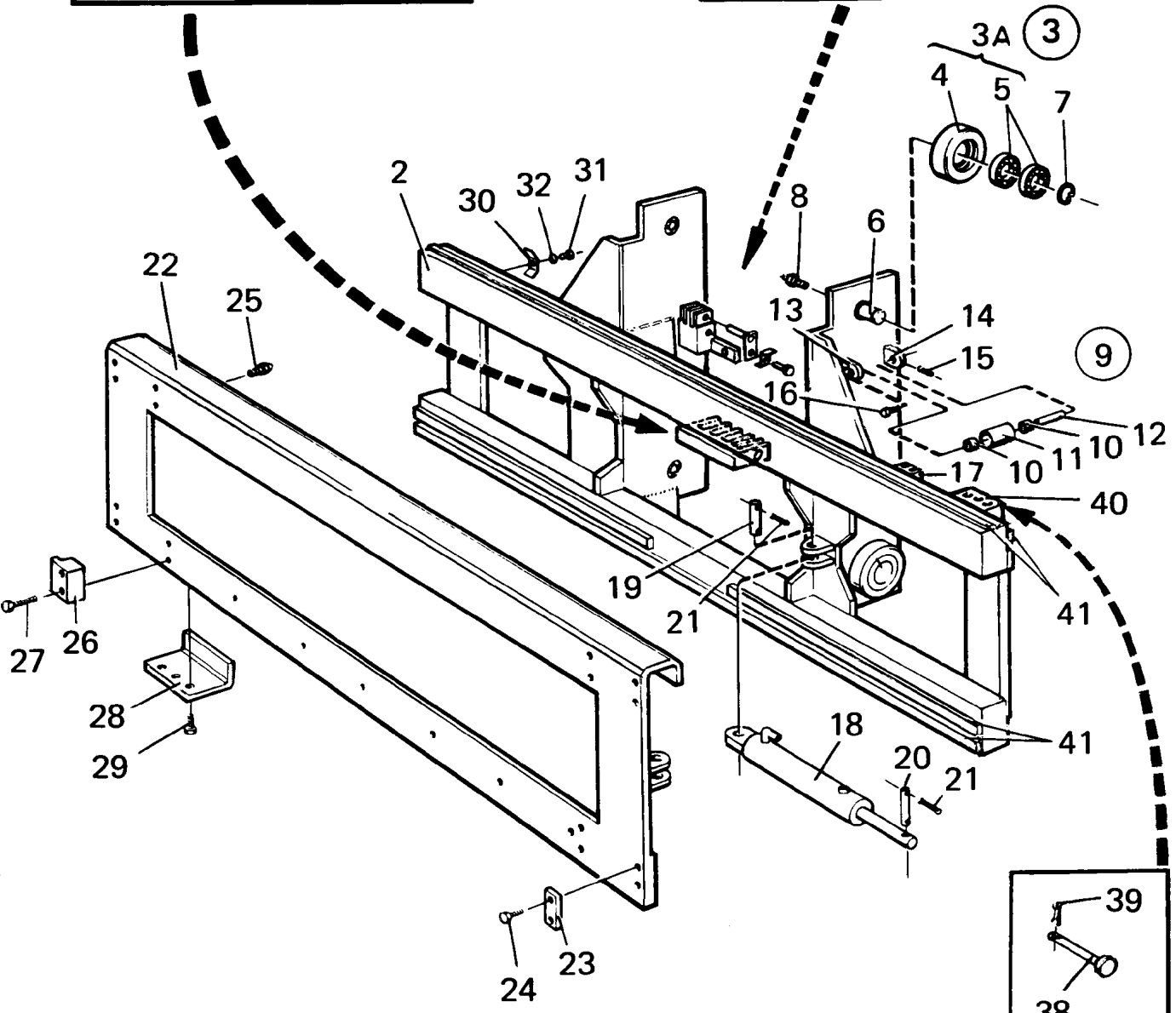
1



3



9

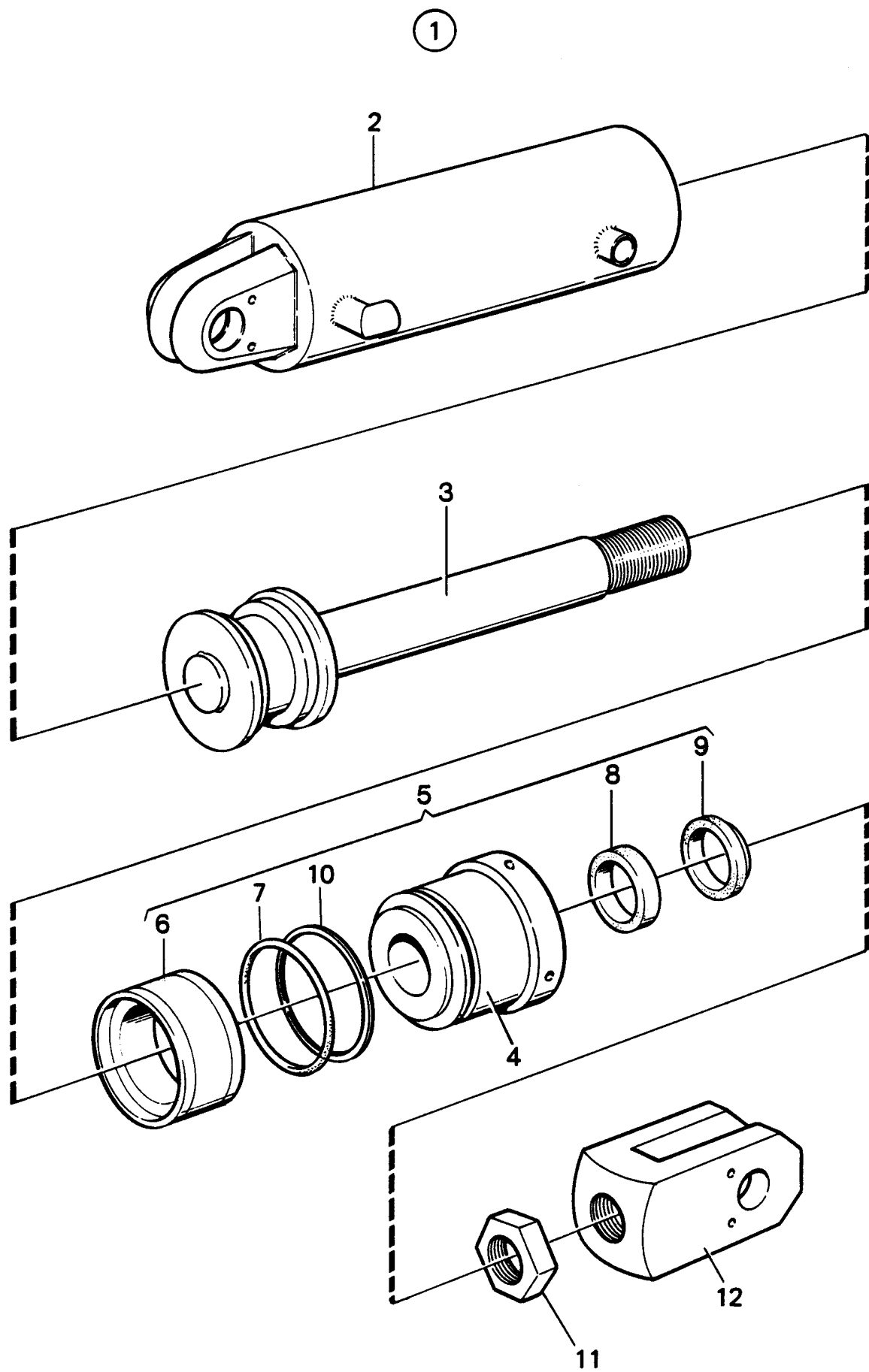


23454

Reservdelar - Spare parts

0360

0360	Utgåva Issue		Bild nr Picture No		Sidoföringsvagn till Triplex frilyftstativ VB=2450		Side shifting carriage for Triplex free lifting mast VB=2450		
	980615		23454						
	Pos. Fig.	Antal/Quantity			Art nr Part No	Benämning	Description	Sats Kit	Anmärkning Notes
		9-10 /600	12- 13,6 /600						
0020	1	1	1			Sidoföringsvagn	Side shifting carriage		3,55)KPL
0047	2	1	1		452363.0400	•Lyftvagn	•Lifting carriage		3)
0050	3	4	4			••Stativhjul	••Mast wheel		KPL DRAW.409356.0100
0065	3A	4	4		406531.001	•••Stativhjul	•••Mast wheel		KPL
0100	4	4	4		405810.001	••••Stativhjul	••••Mast wheel		
0140	5	8	8		97011	••••Kullager	••••Ball bearing		
0180	6	4	4		405809.002	•••Axeltapp	•••Shaft pivot		Ø 60
0220	7	4	4		5517	•••Spärring	•••Retaining ring		
0260	8	4	4		160	•••Smörjnippel	•••Lubricant nipple		
0290	9	4	4		407269.0700	••Stödrolle	••Support roller		KPL
0300	10	4	4		405796.0200	•••Stödrolle	•••Support roller		
0320	11	8	8		97039	•••Bussning	•••Bushing		
0350	12	4	4		309743.0100	•••Axel	•••Shaft		
0360	13	4	4		405797.001	•••Öra	•••Ear		
0390	14	4	4		405797.001	•••Öra	•••Ear		
0410	15	8	8		920050.001	•••Stoppskruv	•••Stop screw		T6SS M8X10
0420	16	4	4		455859.0200	•••Smörjnippel	•••Lubricant nipple		L=55 MM
0440	17								NOT USED
0472	17A	1	1		308697.0500	••Kedjefäste	••Chain attachment		HÖGER SIDA/RIGHT HAND
0474		1	1		308697.0600	••Kedjefäste	••Chain attachment		VÄNSTER SIDA/LEFT
0475									HAND
0476	17B								NOT USED
0490	18	1	1		A01788.XXXX	••Sidoföringscylinder	••Side shifting cylinder		SEE GR 80, PAGE 117
0500	19	1	1		R42573.004	••Axel	••Shaft		
0520	20	1	1		R42573.010	••Axel	••Shaft		
0540	21	4	4		95011	••Saxpinne	••Split pin		
0560	22	1	1		406704.007	•Sidoföringsram	•Side shifting frame		3)KPL GB 180
0565		1	1		406704.008	•Sidoföringsram	•Side shifting frame		3)KPL GB 200
0580	23	7	7		R41717.002	••Klack	••Lip		
0600	24	14	14		920042.070	••Skruv	••Screw		M6S M16X45
0620	25	22	22		160	••Smörjnippel	••Lubricant nipple		R1/8" RAK
0640	26	1	1		407271.0100	••Klack	••Lip		SF (NOT 16EC)
0660		1	1		407270.0100	••Klack	••Lip		SFS (NOT 16EC)
0680	27	2	2		920042.070	••Skruv	••Screw		SF
0700		2	2		920042.076	••Skruv	••Screw		SFS
0720	28	1	1		407272.0100	••Klack	••Lip		SFS
0760	29	3	3		920042.074	••Skruv	••Screw		
0780	30	6	6		R41581.001	Klamma	Clamp		SFS
0800	31	4	4		920099.073	Skruv	Screw		
0820	32	4	4		920098.025	Bricka	Washer		
0850	33	2	2		408960.0100	Axel	Shaft		
0860	34	2	2		921743.0001	Vikbricka	Fold washer		
0880	35	2	2		920042.003	Skruv	Screw		M6S M10X20
0900	36								NOT USED
0920	37								NOT USED
0940	38								NOT USED
0980	39								NOT USED
1000	40								NOT USED
1020	41	ERF	ERF		10071.001	Mässingsplattstång	Brass flat bar		
1040		ERF	ERF		921736.0001	Elektrod	Electrode		FOR WELDING BRASS BAR



Reservdelar - Spare parts

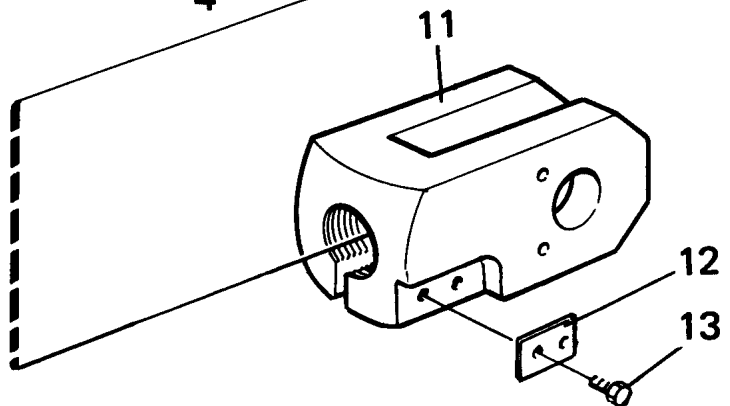
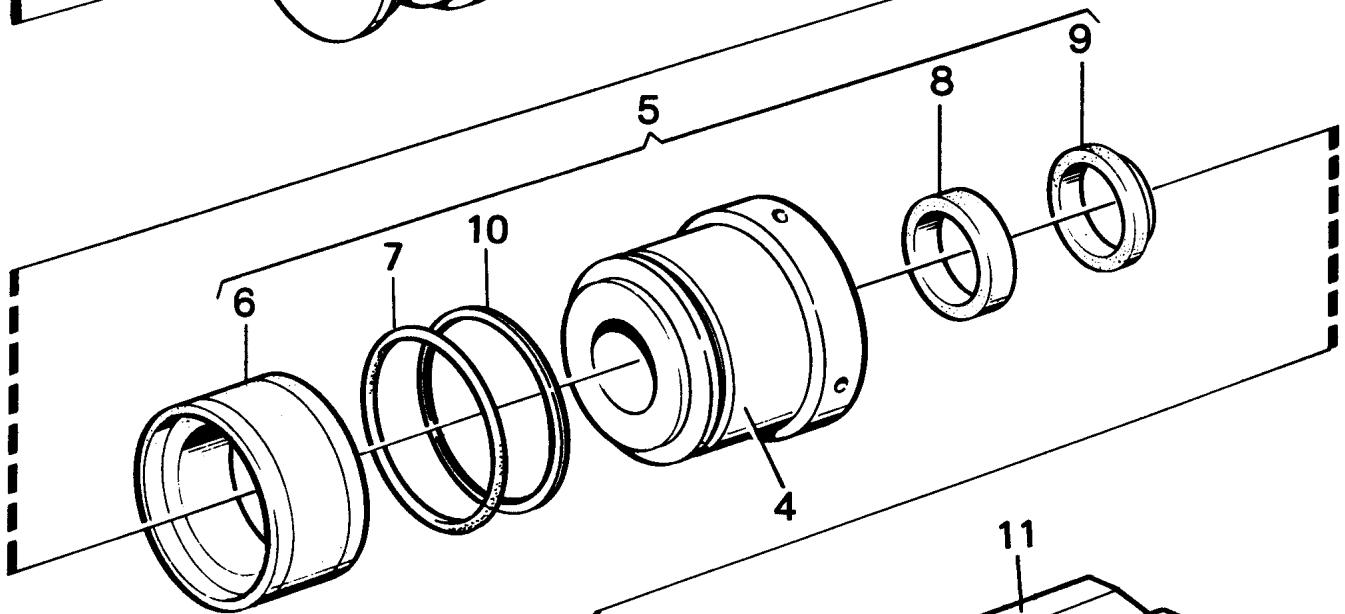
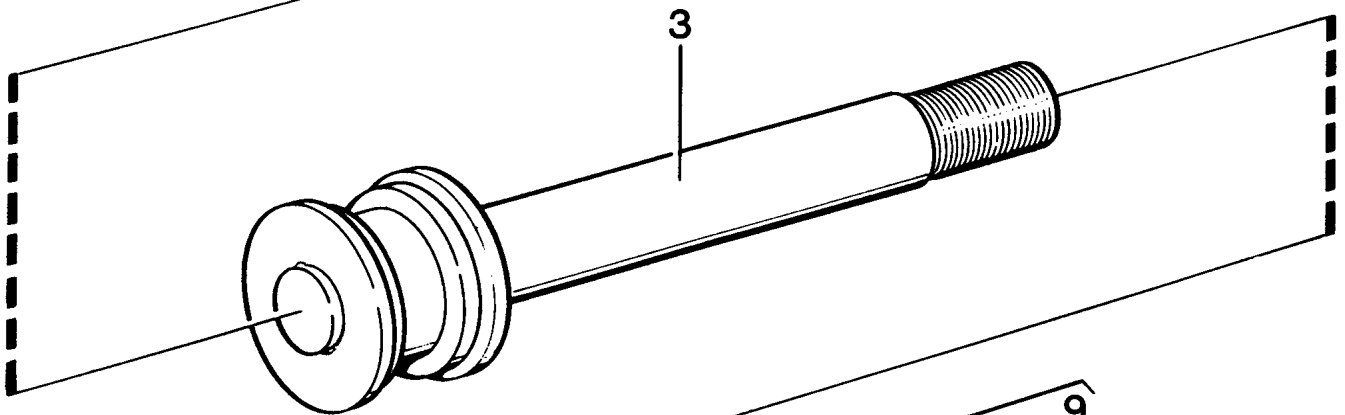
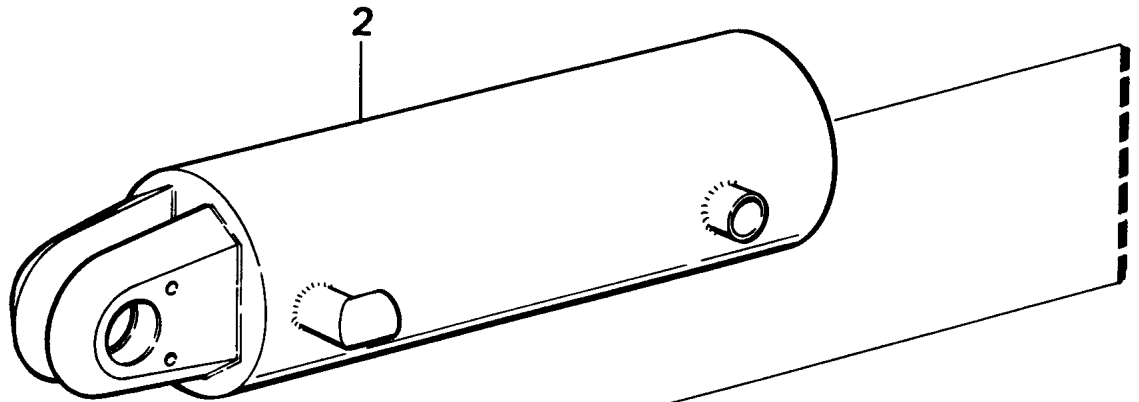
80

107

0510

0510	Utgåva Issue		Bild nr Picture No		Tiltcylinder A01785.XXXX ERS AV A11337.XXXX		Tilt cylinder A01785.XXX ERS AV A11337.XXXX		
	980615		14170						
	Pos. Fig.	Antal/Quantity			Art nr Part No	Benämning	Description	Sats Kit	Anmärkning Notes
		9- 13,6 /600	12- 1200 -16						
0020	1	1			A01785.0100	Tiltcylinder	Tilt cylinder		KPL Ø 125
0025									ERS AV A11337.0100
0040			1		A01785.0200	Tiltcylinder	Tilt cylinder		KPL Ø 160
0045									ERS AV A11337.0200
0060	2	1			255362.0100	•Cylinderrör	•Cylinder pipe		KPL Ø 125
0080			1		255388.0100	•Cylinderrör	•Cylinder pipe		KPL Ø 160
0100	3	1			407173.0200	•Kolvstång	•Piston rod		KPL
0120			1		407175.0200	•Kolvstång	•Piston rod		KPL
0140	4	1			A00300.2100	•Cylinderhuvud	•Cylinder head		
0160			1		A00300.2400	•Cylinderhuvud	•Cylinder head		
0180	5	1			920744.0005	•Packningssats	•Gasket kit		
0200			1		920744.0006	•Packningssats	•Gasket kit		
0220	6	1			920114.003	••Kolv tätning	••Piston seal	S	
0240			1		96033	••Kolv tätning	••Piston seal	S	
0260	7	1			920052.016	••O-ring	••O-ring	S	
0280			1		1247	••O-ring	••O-ring	S	
0300	8	1	1		920102.001	••Manschett	••Seal	S	
0320	9	1	1		96074	••Avstrykare	••Wiper	S	
0340	10	1			921464.0005	••Stödring	••Back-up ring	S	
0360			1		6007	••Stödring	••Back-up ring	S	
0380	11	1	1		405351.001	•Mutter	•Nut		
0400	12	1	1		305359.001	•Fäste	•Bracket		

①



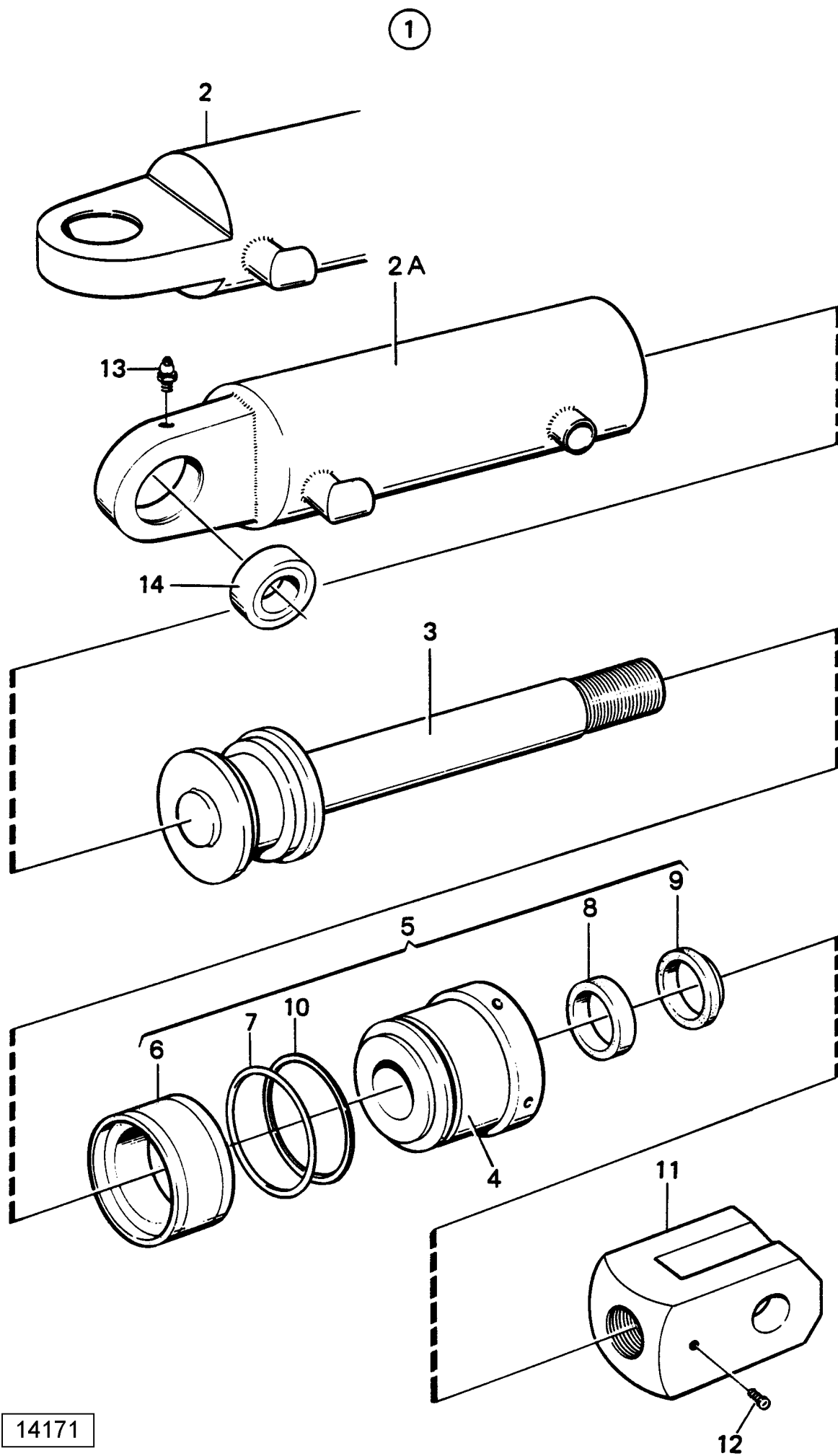
16967

Reservdelar - Spare parts

80

109

0520	Utgåva Issue		Bild nr Picture No		Tiltcylinder A11337.XXXX				Tilt cylinder A11337.XXX			
	980615		16967									
	Pos. Fig.	Antal/Quantity			Art nr Part No	Benämning	Description	Sats Kit	Anmärkning Notes			
	9- 13,6 /600	12- 1200 -16	12- 1200 -16									
0020	1	1			A11337.0100	Tiltcylinder	Tilt cylinder		KPL Ø 125			
0030		1			A11337.1100	Tiltcylinder	Tilt cylinder		KPL Ø 125			
0040			1		A11337.0200	Tiltcylinder	Tilt cylinder		KPL Ø 160			
0050				1	A11337.0800	Tiltcylinder	Tilt cylinder		KPL Ø 160			
0060	2	1			255362.0100	•Cylinderrör	•Cylinder pipe		KPL Ø 125			
0070		1			255362.0500	•Cylinderrör	•Cylinder pipe		KPL Ø 125, FOR A11337.1100			
0075												
0080			1	1	255388.0100	•Cylinderrör	•Cylinder pipe		KPL Ø 160			
0100	3	1			A11339.0100	•Kolvstång	•Piston rod		KPL			
0110		1			A11339.0500	•Kolvstång	•Piston rod		KPL, FOR A11337.1100			
0120			1		A11340.0100	•Kolvstång	•Piston rod		KPL			
0130				1	A11344.0400	•Kolvstång	•Piston rod		KPL			
0140	4	1			A00300.2100	•Cylinderhuvud	•Cylinder head					
0160			1	1	A00300.2400	•Cylinderhuvud	•Cylinder head					
0180	5	1			920744.0005	•Packningssats	•Gasket kit					
0200			1	1	920744.0006	•Packningssats	•Gasket kit					
0220	6	1			920114.003	••Kolv tätning	••Piston seal	S				
0240			1	1	96033	••Kolv tätning	••Piston seal	S				
0260	7	1			920052.016	••O-ring	••O-ring	S				
0280			1	1	1247	••O-ring	••O-ring	S				
0300	8	1	1	1	920102.001	••Manschett	••Seal	S				
0320	9	1	1	1	96074	••Avstrykare	••Wiper	S				
0340	10	1			921464.0005	••Stödring	••Back-up ring	S				
0360			1	1	6007	••Stödring	••Back-up ring	S				
0400	11	1	1	1	A11338.0100	•Fäste	•Bracket					
0420	12	1	1	1	457188.0200	•Låsbleck	•Securing plate					
0440	13	2	2	2	3116	•Skruv	•Screw					
0460	14			1	404989.001	•Distans	•Spacer		EJ ILLUSTRERAD/NOT ILLUSTRATED			
0480												



Reservdelar - Spare parts

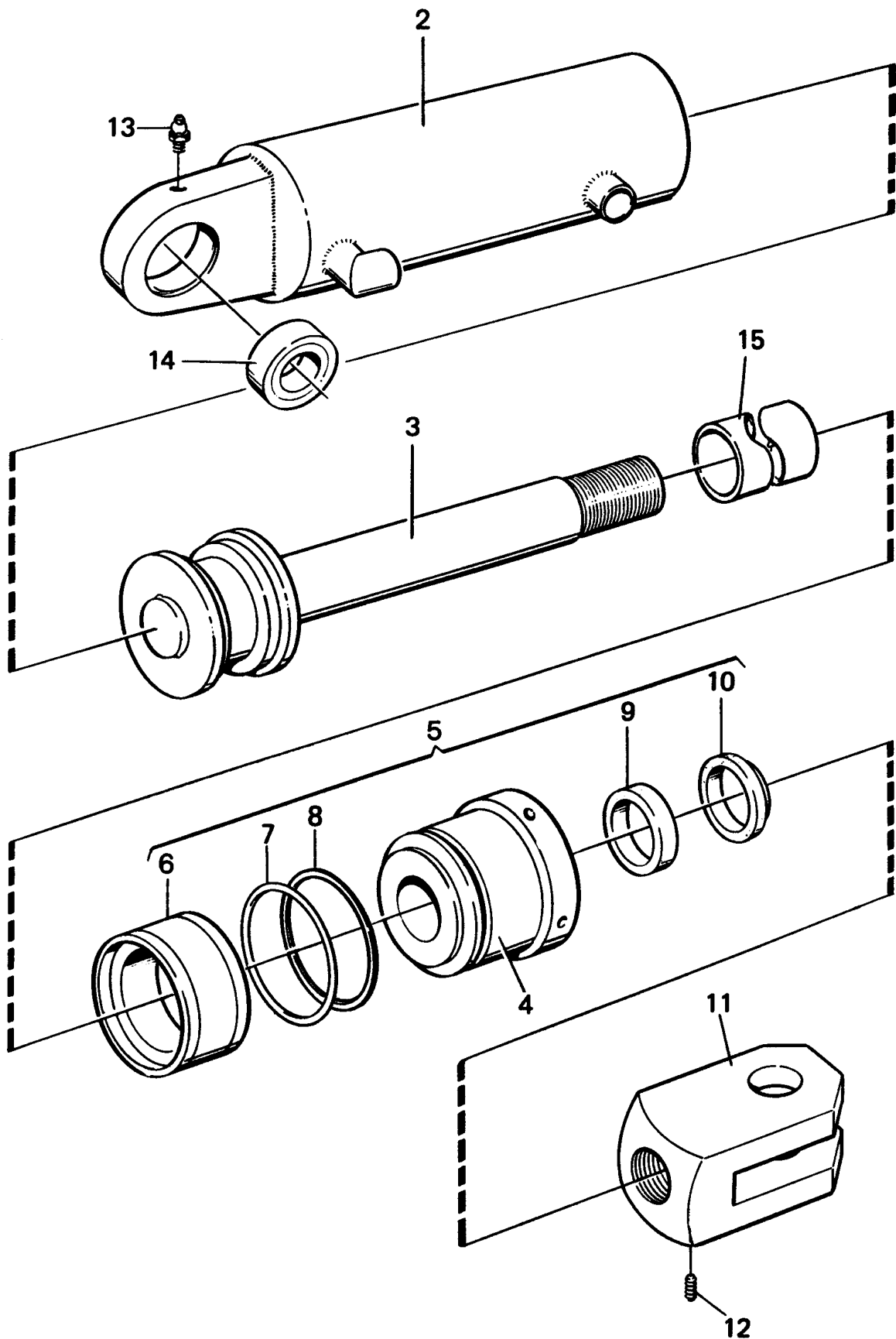
80

111

0560

Utgåva Issue		Bild nr Picture No		Gaffelspridningscylinder A01787.XXXX		Fork spreading cylinder A01787.XXXX		
980615		14171						
Pos. Fig.	Antal/Quantity			Art nr Part No	Benämning	Description	Sats Kit	Anmärkning Notes
	A017 87. 0100	A017 87. 0200	A017 87. 0300					
1	1	1	1	A01787.0100 A01787.0200 A01787.0300	Gaffelspridningscylinder Gaffelspridningscylinder Gaffelspridningscylinder	Fork spreading cylinder Fork spreading cylinder Fork spreading cylinder		KPL SL=967 110)KPL SL=967 110)KPL SL=1192
2 2A	1	1	1	250324.0100 250324.0200 250324.0300	•Cylinderrör •Cylinderrör •Cylinderrör	•Cylinder pipe •Cylinder pipe •Cylinder pipe		KPL 110)KPL 110)KPL
3	1	1	1	408917.0100 408917.0300	•Kolvstång •Kolvstång	•Piston rod •Piston rod		KPL KPL SL=1192
4	1	1	1	A00300.1400	•Cylinderhuvud	•Cylinder head		
5	1	1	1	921307.0001	•Tätningssats	•Seal kit		
6	1	1	1	96031	••Kolv tätning	••Piston seal	S	
7	1	1	1	1357	••O-ring	••O-ring	S	
8	1	1	1	96061	••Manschett	••Seal	S	
9	1	1	1	96071	••Avstrykare	••Wiper	S	
10	1	1	1	5743	••Stödring	••Back-up ring	S	
11	1	1	1	306408.002	•Fäste	•Bracket		
12	1	1	1	920069.030	•Skruv	•Screw		
13	1	1	1	160	•Smörjnippel	•Lubricant nipple		
14	1	1	1	97015	•Lager	•Bearing		

①



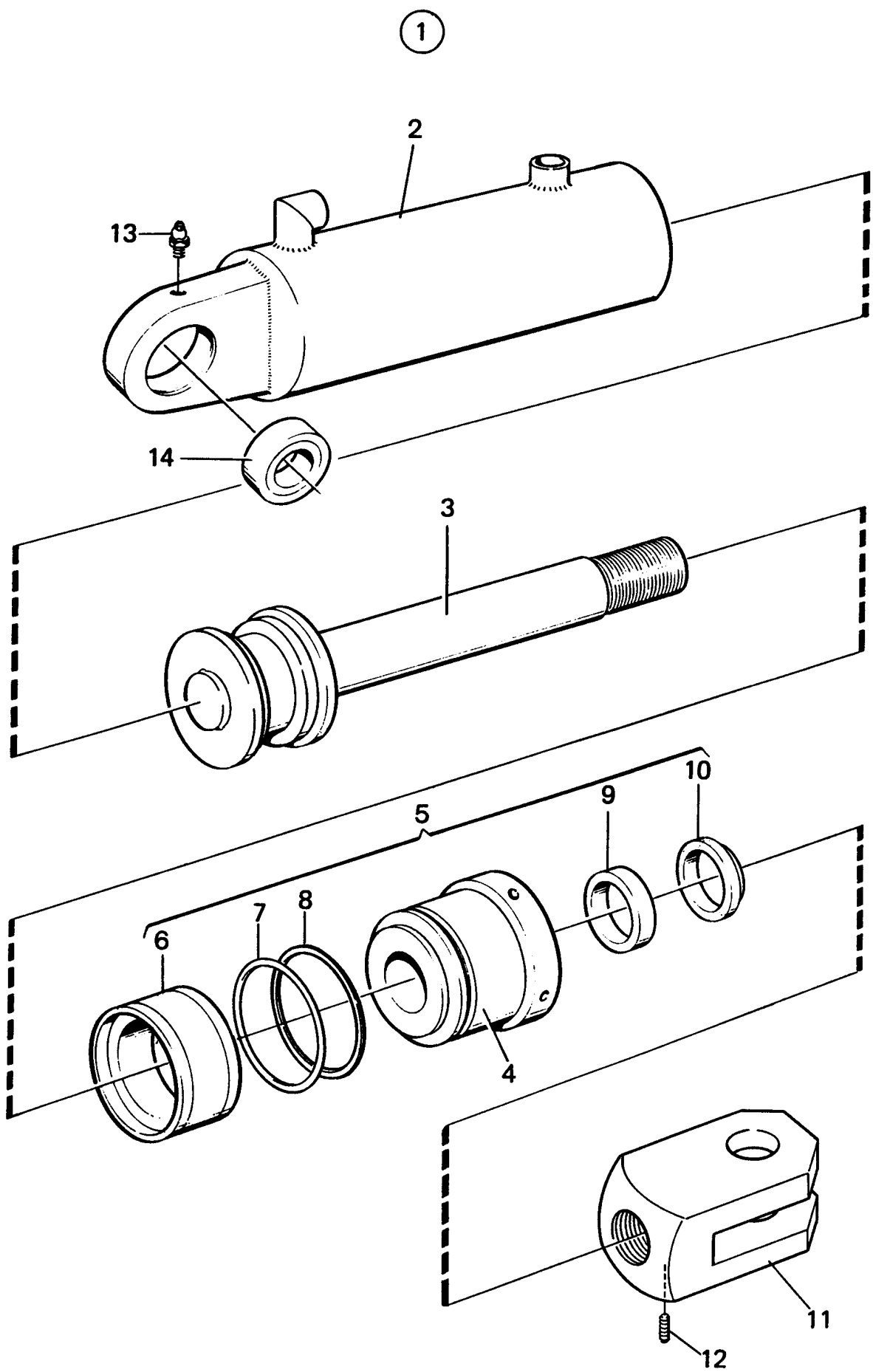
Reservdelar - Spare parts

80

113

0570

0570		Utgåva Issue		Bild nr Picture No		Gaffelspridningscylinder A12196.xxxx		Fork spreading cylinder A12196.xxxx	
		980615		21792					
Pos. Fig.	Antal/Quantity			Art nr Part No	Benämning	Description	Sats Kit	Anmärkning Notes	
0020	1	1		A12196.0100	Gaffelspridningscylinder	Fork spreading cylinder		KPL SL=967	
0040		1		A12196.0300	Gaffelspridningscylinder	Fork spreading cylinder		KPL SL=1067	
0050		1		A12196.0400	Gaffelspridningscylinder	Fork spreading cylinder		KPL SL=1117	
0060		1		A12196.0500	Gaffelspridningscylinder	Fork spreading cylinder		KPL SL=1192	
0080		1		A12196.0800	Gaffelspridningscylinder	Fork spreading cylinder		KPL SL=1442	
0100		1		A12196.1000	Gaffelspridningscylinder	Fork spreading cylinder		KPL SL=1217	
0110		1		A12196.2100	Gaffelspridningscylinder	Fork spreading cylinder		KPL SL=1112	
0120	2	1		A12197.0100	•Cylinderrör	•Cylinder pipe		KPL,L=1066	
0140		1		A12197.0300	•Cylinderrör	•Cylinder pipe		KPL,L=1166	
0150		1		A12197.0400	•Cylinderrör	•Cylinder pipe		KPL,L=1216	
0160		1		A12197.0500	•Cylinderrör	•Cylinder pipe		KPL,L=1291	
0180		1		A12197.0800	•Cylinderrör	•Cylinder pipe		KPL,L=1541	
0200		1		A12197.1000	•Cylinderrör	•Cylinder pipe		KPL,L=1316	
0220	3	1		A12199.0100	•Kolvstång	•Piston rod		KPL,L=1160	
0240		1		A12199.0300	•Kolvstång	•Piston rod		KPL,L=1260	
0250		1		A12199.0400	•Kolvstång	•Piston rod		KPL,L=1310	
0260		1		A12199.0500	•Kolvstång	•Piston rod		KPL,L=1385	
0280		1		A12199.0800	•Kolvstång	•Piston rod		KPL,L=1635	
0300		1		A12199.1000	•Kolvstång	•Piston rod		KPL,L=1410	
0320	4	1		A00300.3400	•Cylinderhuvud	•Cylinder head			
0340	5	1		459121.1600	•Tätningssats	•Seal kit			
0360	6	1		920114.001	••Kolvtätning	••Piston seal	S		
0380	7	1		920052.007	••O-ring	••O-ring	S		
0400	8	1		921464.0023	••Stödring	••Back-up ring	S		
0420	9	1		923218.0007	••Manschett	••Seal	S		
0440	10	1		96071	••Avstrykare	••Wiper	S		
0460	11	1		306408.002	•Fäste	•Bracket			
0480	12	1		920069.030	•Skruv	•Screw			
0500	13	1		160	•Smörjnippel	•Lubricant nipple			
0520	14	1		97015	•Lager	•Bearing			
0540	15	1		420166.0500	•Distans	•Spacer		FOR A12196.2100	



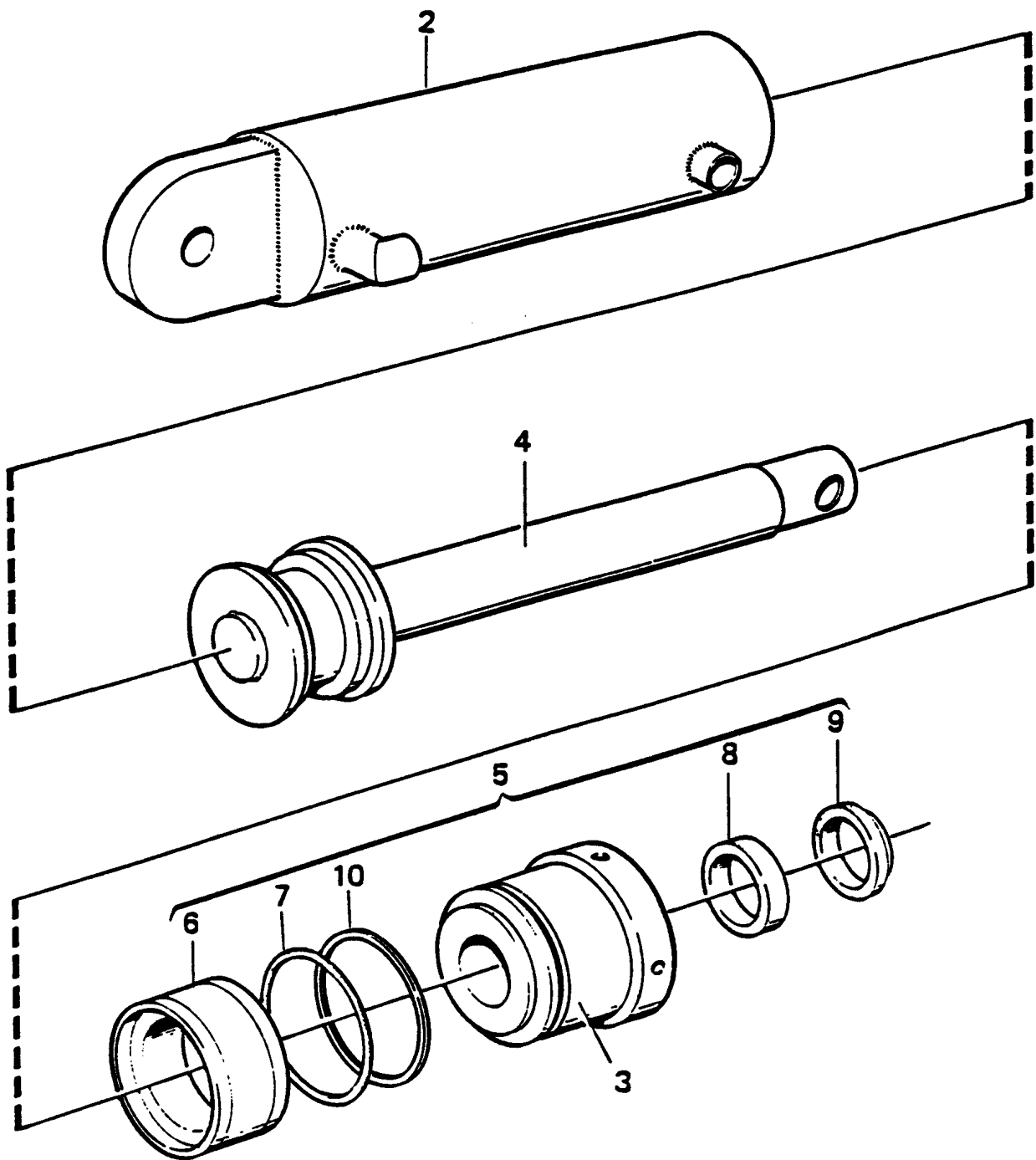
Reservdelar - Spare parts

80

115

0580	Utgåva Issue		Bild nr Picture No		Gaffelspridningscylinder A12780.0100		Fork spreading cylinder A12780.0100	
	980615		18007					
Pos. Fig.	Antal/Quantity			Art nr Part No	Benämning	Description	Sats Kit	Anmärkning Notes
0020	1	1		A12780.0100	Gaffelspridningscylinder	Fork spreading cylinder		KPL SL=967
0060	2	1		A12781.0100	•Cylinderrör	•Cylinder pipe		KPL
0100	3	1		A12199.0100	•Kolvstäng	•Piston rod		KPL
0120	4	1		A00300.3400	•Cylinderhuvud	•Cylinder head		
0140	5	1		459121.1600	•Tätningssats	•Seal kit		
0160	6	1		920114.001	••Kolv tätning	••Piston seal	S	
0180	7	1		920052.007	••O-ring	••O-ring	S	
0200	8	1		921464.0023	••Stödring	••Back-up ring	S	
0220	9	1		923218.0007	••Kolvstängstättning	••Piston rod seal	S	
0230	10	1		96071	••Avstrykare	••Wiper	S	
0240	11	1		306408.002	•Fäste	•Bracket		
0245	12	1		920069.030	•Skruv	•Screw		
0260	13	1		160	•Smörjnippel	•Lubricant nipple		
0280	14	1		97015	•Lager	•Bearing		

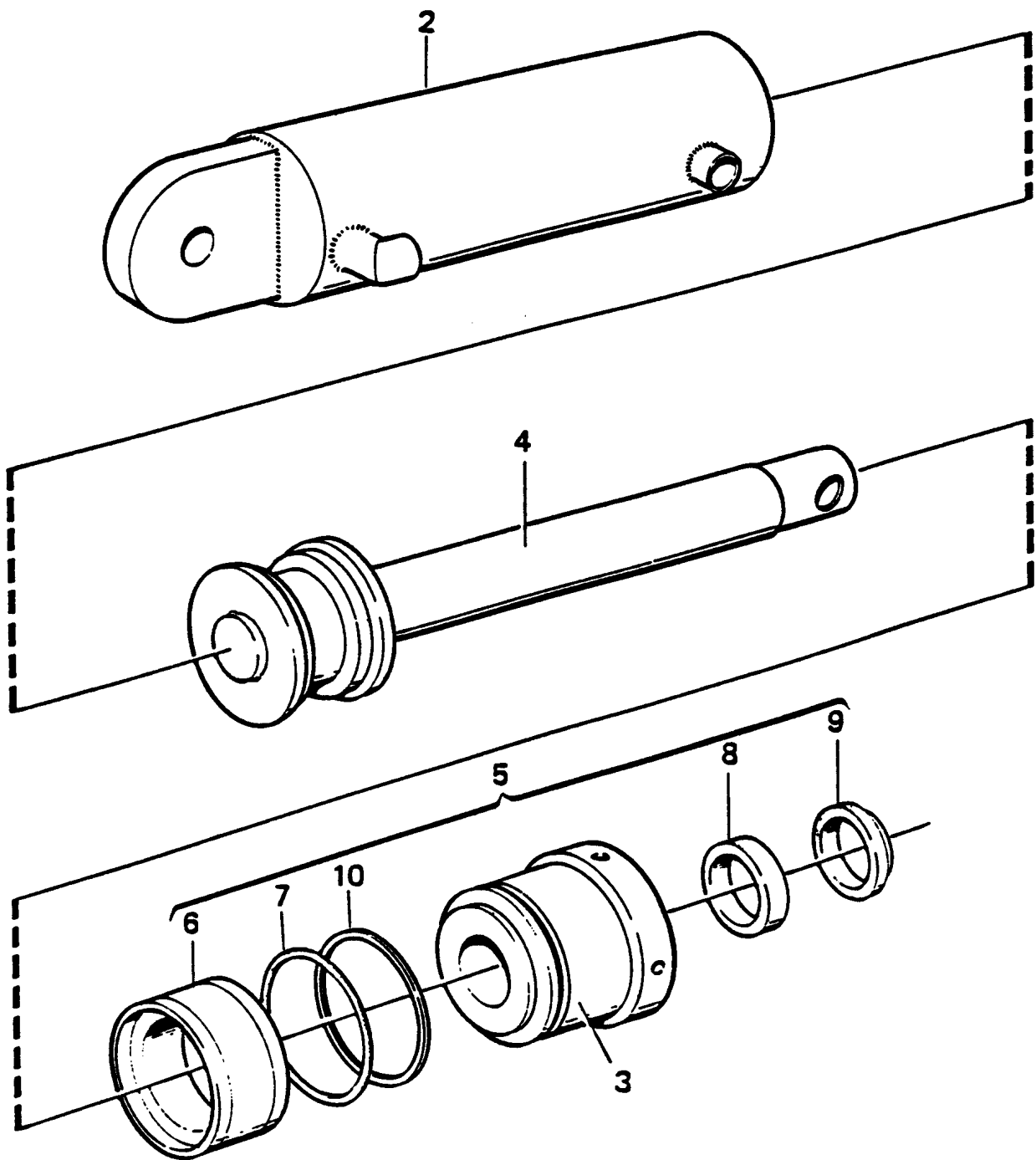
①



Reservdelar - Spare parts
80
117

0610	Utgåva Issue		Bild nr Picture No		Sidoföringscylinder A01788.0100		Side shifting cylinder A01788.0100	
	980615		14172					
Pos. Fig.	Antal/Quantity			Art nr Part No	Benämning	Description	Sats Kit	Anmärkning Notes
0020	1	1		A01788.0100	Sidoföringscylinder	Side shifting cylinder		KPLØ100
0060	2	1		450317.0100	•Cylinderrör	•Cylinder pipe		KPLØ100
0100	3	1		A00300.1400	•Cylinderhuvud	•Cylinder head		Ø100
0140	4	1		407028.0100	•Kolvstång	•Piston rod		KPLØ100
0180	5	1		921307.0001	•Tätningssats	•Seal kit		Ø100
0220	6	1		96031	••Kolv tätning	••Piston seal	S	
0260	7	1		1357	••O-ring	••O-ring	S	
0300	8	1		96061	••Manschett	••Seal	S	
0340	9	1		96071	••Avstrykare	••Wiper	S	
0360	10	1		5743	••Stöd ring	••Back-up ring	S	

①



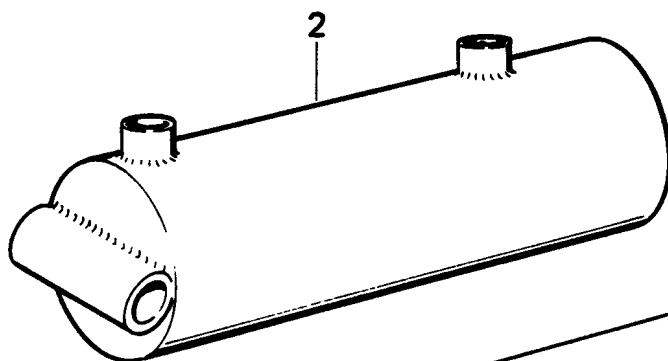
Reservdelar - Spare parts

80

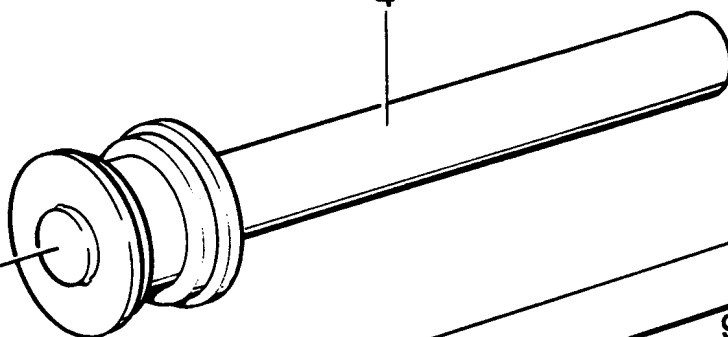
119

0620	Utgåva Issue		Bild nr Picture No		Sidoföringscylinder A01789.0100,A01789.0200		Side shifting cylinder A01789.0100,A01789.0200	
	980615		14172					
Pos. Fig.	Antal/Quantity			Art nr Part No	Benämning	Description	Sats Kit	Anmärkning Notes
	A017 89. 0100	A017 89. 0200						
0020	1	1		A01789.0100	Sidoföringscylinder	Side shifting cylinder		KPLØ125
0040		1		A01789.0200	Sidoföringscylinder	Side shifting cylinder		KPLØ125
0060	2	1		250305.0100	•Cylinderrör	•Cylinder pipe		KPLØ125
0080		1		250305.0200	•Cylinderrör	•Cylinder pipe		KPLØ125
0100	3	1	1	A00300.1900	•Cylinderhuvud	•Cylinder head		Ø125
0120	4	1		408928.0100	•Kolvstång	•Piston rod		KPLØ125
0140		1		408928.0200	•Kolvstång	•Piston rod		KPLØ125
0160	5	1	1	920744.0014	•Tätningssats	•Seal kit		Ø125
0180	6	1	1	920114.003	••Kolv tätning	••Piston seal	S	
0200	7	1	1	920052.016	••O-ring	••O-ring	S	
0220	8	1	1	920102.004	••Manschett	••Seal	S	
0240	9	1	1	920051.004	••Avstrykare	••Wiper	S	
0260	10	1	1	921464.0005	••Stödring	••Back-up ring	S	

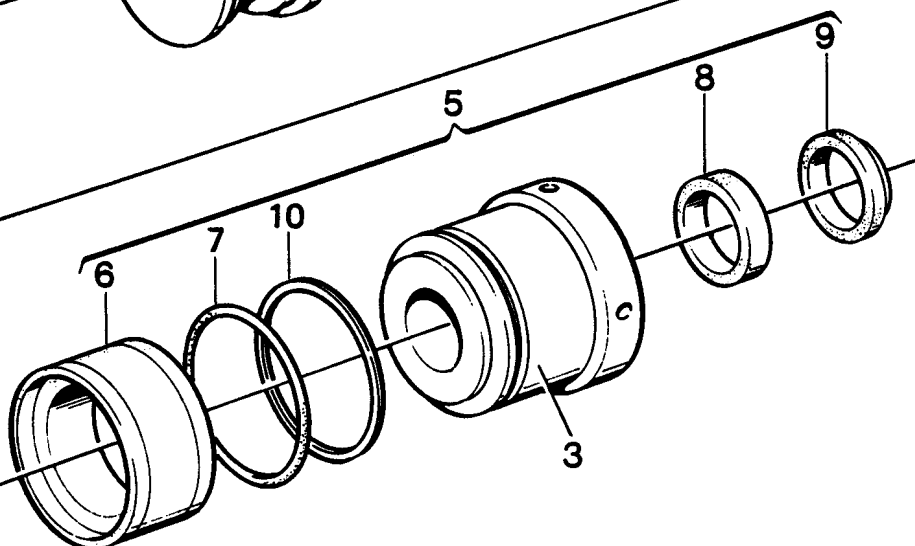
1



4



5



Reservdelar - Spare parts

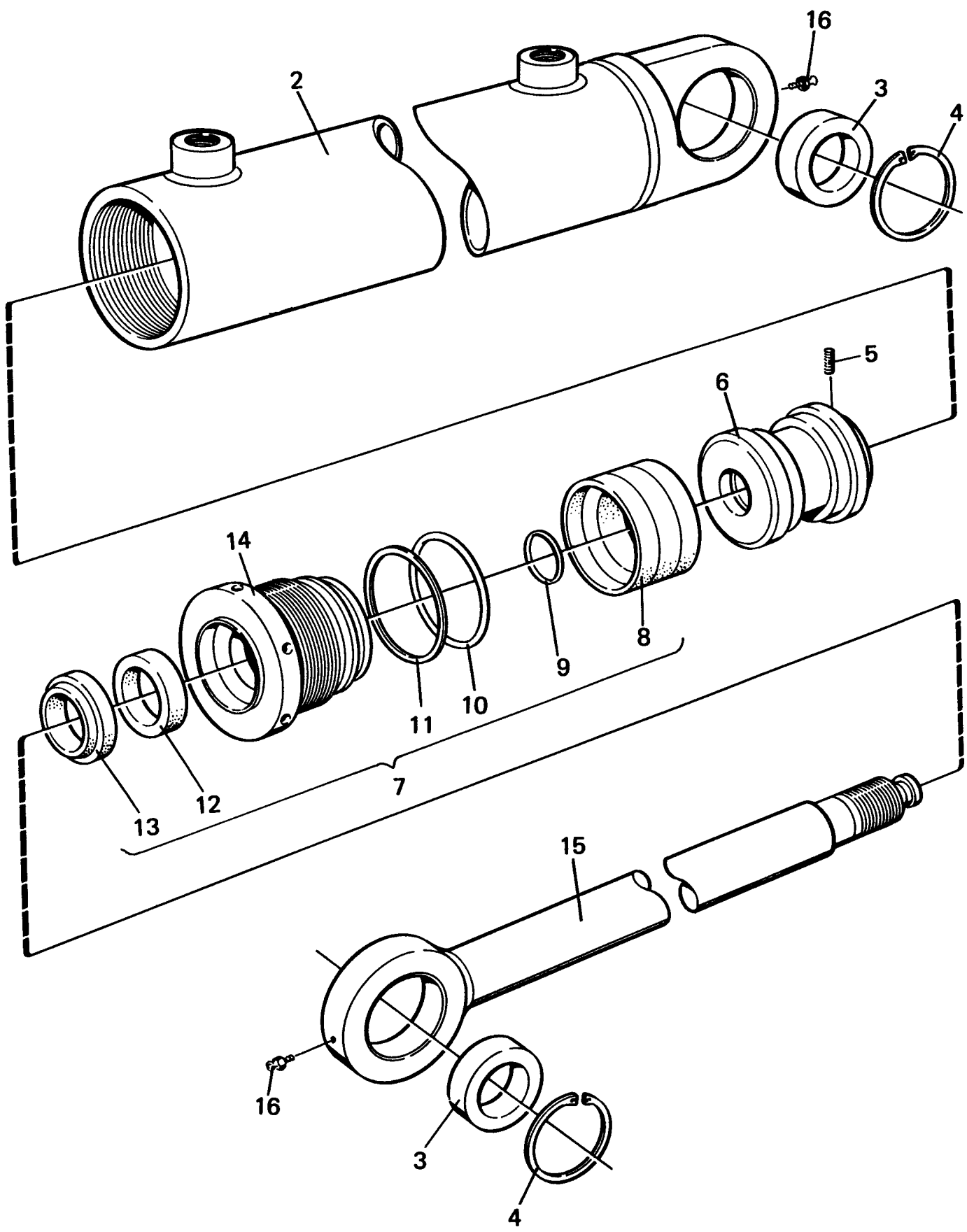
80

121

0660

0660	Utgåva Issue		Bild nr Picture No		Skevningscylinder A01790.XXXX		Levelling cylinder A01790.XXXX		
	980615		14173						
	Pos. Fig.	Antal/Quantity			Art nr Part No	Benämning	Description	Sats Kit	Anmärkning Notes
	A017 90. 0100	A017 90. 0200	A017 90. 0400						
0020	1	1			A01790.0100	Skevningscylinder	Levelling cylinder		Ø100 SF VAGN
0030			1		A01790.0200	Skevningscylinder	Levelling cylinder		Ø 100 GFS VAGN
0035				1	A01790.0400	Skevningscylinder	Levelling cylinder		Ø 100 GFS VAGN
0040	2	1			450319.0100	•Cylinderrör	•Cylinder pipe		KPL SF VAGN
0050			1	1	450319.0200	•Cylinderrör	•Cylinder pipe		KPL GFS VAGN
0060	3	1	1	1	A00300.1400	•Cylinderrör	•Cylinder head		
0080	4	1	1		407315.0100	•Kolvstång	•Piston rod		KPL
0090				1	407315.0300	•Kolvstång	•Piston rod		KPL
0100	5	1	1	1	921307.0001	•Tätningssats	•Seal kit		
0120	6	1	1	1	96031	•Kolvstång	•Piston seal	S	
0140	7	1	1	1	1357	•O-ring	•O-ring	S	
0160	8	1	1	1	96061	•Manschett	•Seal	S	
0180	9	1	1	1	96071	•Avstrykare	•Wiper	S	
0200	10	1	1	1	5743	•Stödring	•Back-up ring	S	

1



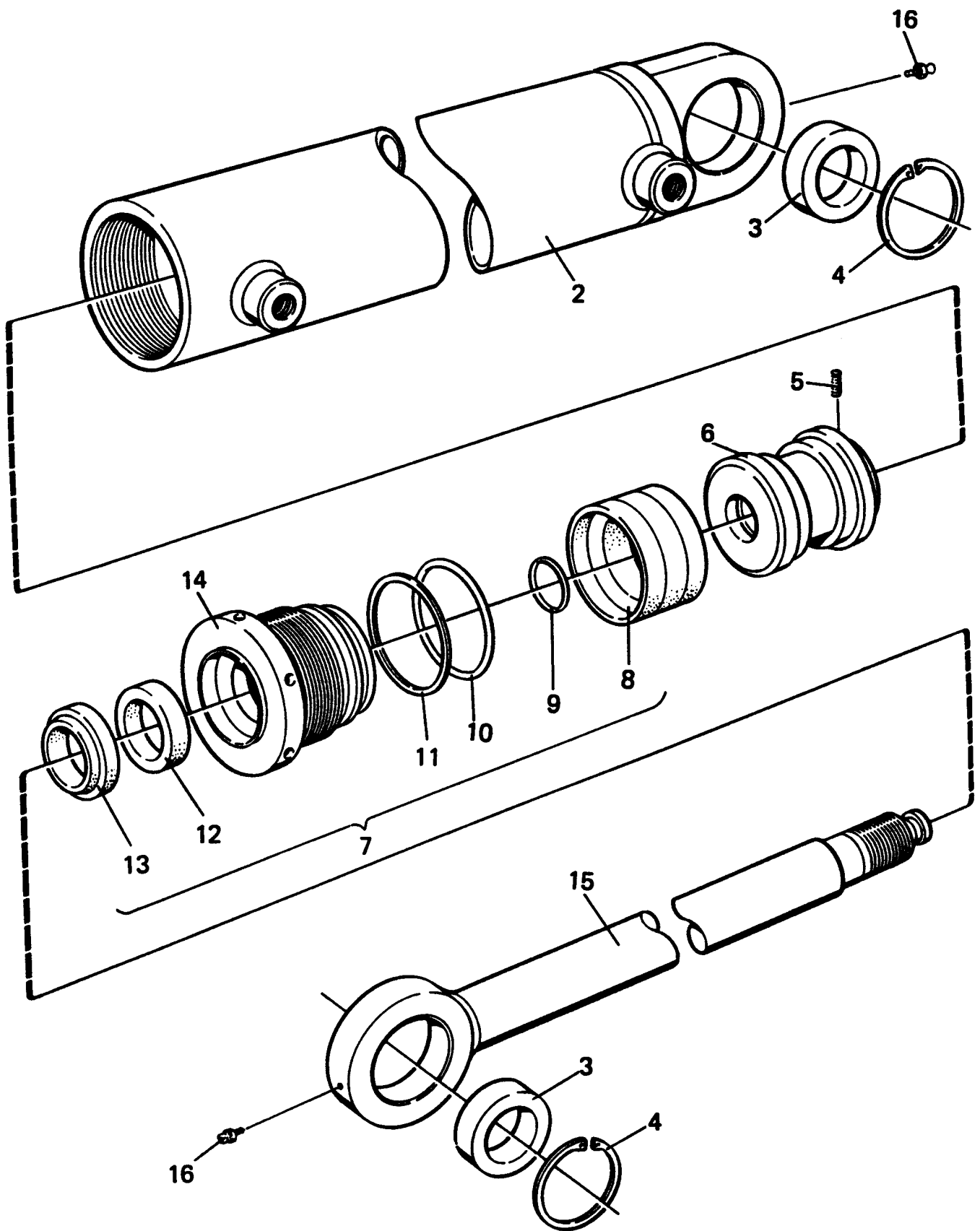
Reservdelar - Spare parts

80

123

0670	Utgåva Issue		Bild nr Picture No		Skevningscylinder A01285.0100		Levelling cylinder A01285.0100	
	980615		18037					
Pos. Fig.	Antal/Quantity			Art nr Part No	Benämning	Description	Sats Kit	Anmärkning Notes
0020	1	1		A01285.0100	Skevningscylinder	Levelling cylinder		KPL
0040	2	1		A01649.0100	•Cylinderrör	•Cylinder pipe		KPL
0060	3	2		921463.0001	•Ledlager	•Guide bearing		
0080	4	2		95070	•Spårring	•Retaining ring		
0100	5	1		920069.030	•Skruv	•Screw		
0120	6	1		433424.0100	•Kolv	•Piston		
0140	7	1		920744.0016	•Tätningssats	•Seal kit		
0160	8	1		920114.001	••Kolvtätning	••Piston seal	S	
0180	9	1		1260	••O-ring	••O-ring	S	
0200	10	1		920052.007	••O-ring	••O-ring	S	
0220	11	1		921464.0023	••Stödring	••Back-up ring	S	
0240	12	1		96061	••Manschett	••Seal	S	
0260	13	1		96071	••Avstrykare	••Wiper	S	
0280	14	1		A00300.0900	•Cylinderhuvud	•Cylinder head		
0300	15	1		333425.0100	•Kolvstång	•Piston rod		
0320	16	2		160	•Smörjnippel	•Lubricant nipple		

①



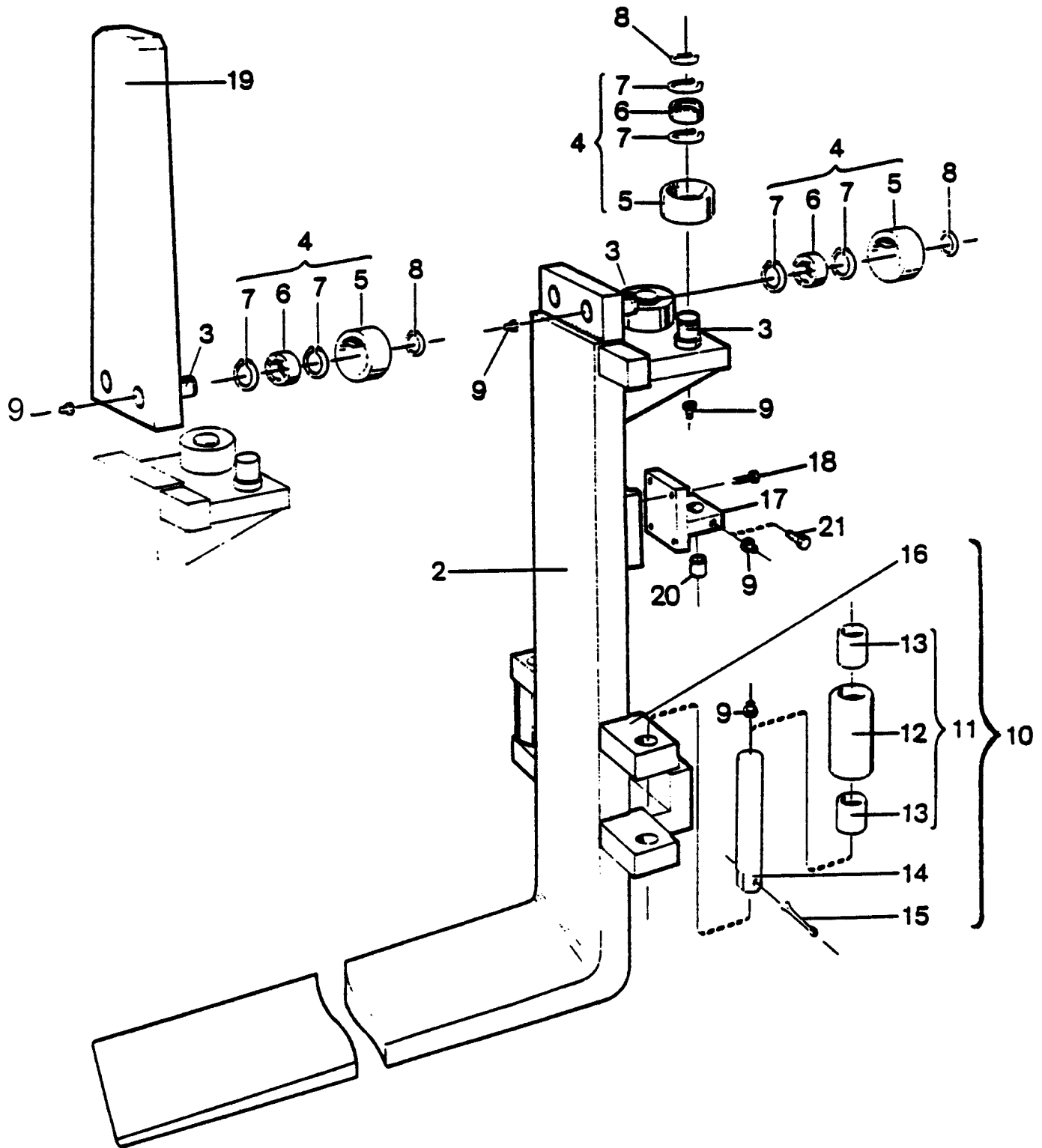
Reservdelar - Spare parts

80

125

0680	Utgåva Issue		Bild nr Picture No		Skevningscylinder A01792.0100		Levelling cylinder A01792.0100	
	980615		18038					
Pos. Fig.	Antal/Quantity			Art nr Part No	Benämning	Description	Sats Kit	Anmärkning Notes
0020	1	1		A01792.0100	Skevningscylinder	Levelling cylinder		KPL
0040	2	1		333428.0100	•Cylinderrör	•Cylinder pipe		KPL
0060	3	2		921463.0001	•Ledlager	•Guide bearing		
0080	4	2		95070	•Spårring	•Retaining ring		
0100	5	1		920069.030	•Skruv	•Screw		
0120	6	1		433424.0100	•Kolv	•Piston		
0140	7	1		920744.0016	•Tätningssats	•Seal kit		
0160	8	1		920114.001	••Kolvtätning	••Piston seal	S	
0180	9	1		1260	••O-ring	••O-ring	S	
0200	10	1		920052.007	••O-ring	••O-ring	S	
0220	11	1		921464.0023	••Stödring	••Back-up ring	S	
0240	12	1		96061	••Manschett	••Seal	S	
0260	13	1		96071	••Avstrykare	••Wiper	S	
0280	14	1		A00300.0900	•Cylinderhuvud	•Cylinder head		
0300	15	1		333425.0100	•Kolvstång	•Piston rod		
0320	16	2		160	•Smörjnippel	•Lubricant nipple		

①



Reservdelar - Spare parts

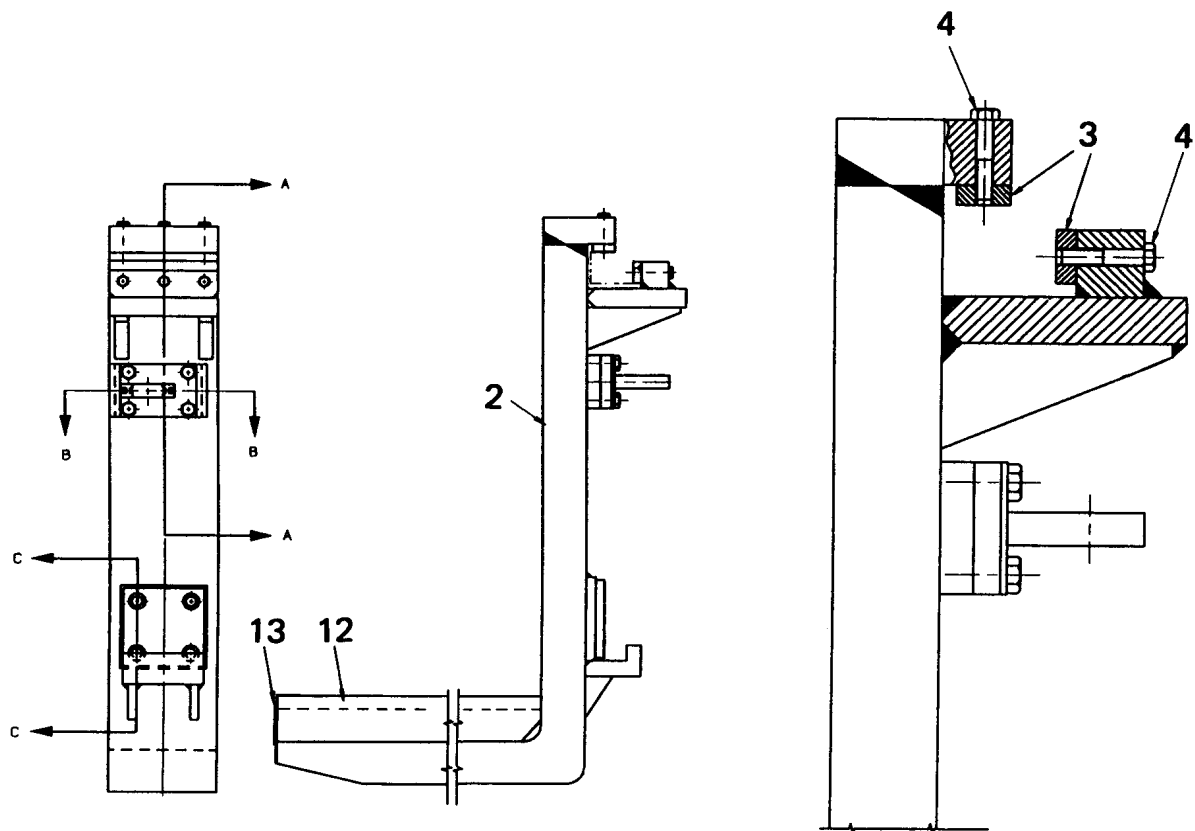
80

127

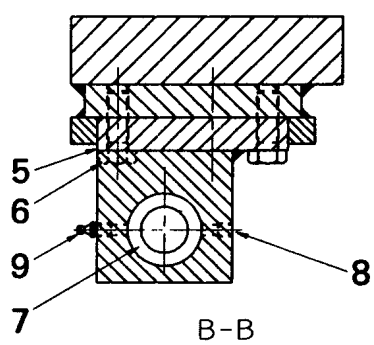
0700

0700	Utgåva Issue		Bild nr Picture No		Gafflar Gaffelspridningsvagn		Forks Fork spreading carriage		
	980615		10223						
	Pos. Fig.	Antal/Quantity			Art nr Part No	Benämning	Description	Sats Kit	Anmärkning Notes
		9-10	12- 13,6	12- 1200 16					
0020	1	1	1	1		Gaffel	Fork		3)KPL
0040	2	1	1	1		Gaffelämne	Fork material		3)
0060	3	4	4	4	406317.001	•Axeltapp	•Shaft pivot		
0080	4	4	4	4	406776.001	•Stödhjul	•Support wheel		KPL
0100	5	4	4	4	R41704.001	••Stödhjul	••Support wheel		
0120	6	4	4	4	2566	••Ledlager	••Guide bearing		
0140	7	8	8	8	2588	••Spårring	••Retaining ring		
0160	8	4	4	4	2583	•Spårring	•Retaining ring		
0180	9	6	6	6	160	•Smörjnippel	•Lubricant nipple		
0200	10	2	2		408470.0199	•Stödrulle	•Support roller		KPL
0220				2	408470.0299	•Stödrulle	•Support roller		KPL
0240	11	2	2		406774.001	••Stödrulle	••Support roller		KPL
0260				2	406775.001	••Stödrulle	••Support roller		KPL
0280	12	2	2		R32035.001	•••Stödrulle	•••Support roller		
0300				2	406101.001	•••Stödrulle	•••Support roller		
0320	13	4	4		97024	•••Bussning	•••Bushing		
0340				4	97027	•••Bussning	•••Bushing		
0360	14	2	2		306324.001	••Axel	••Shaft		
0380				2	406102.002	••Axel	••Shaft		
0400	15	2	2		95011	••Saxpinne	••Split pin		
0420				2	95014	••Saxpinne	••Split pin		
0440	16	4	4		R42036.001	••Öra	••Ear		
0460				4	R42412.001	••Öra	••Ear		
0480	17	1	1	1	406322.001	•Fäste	•Bracket		
0500	18	4	4	4	920042.070	•Skruv	•Screw		
0520	19	1	1			•Laststöd	•Loading support		3)
0540	20	1	1	1	97015	•Ledlager	•Guide bearing		
0560	21	1	1	1	920099.021	•Skruv	•Screw		

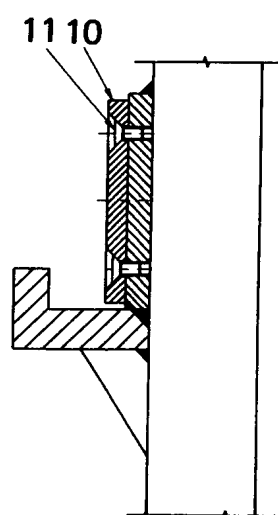
1



A-A



B-B



C-C

Reservdelar - Spare parts

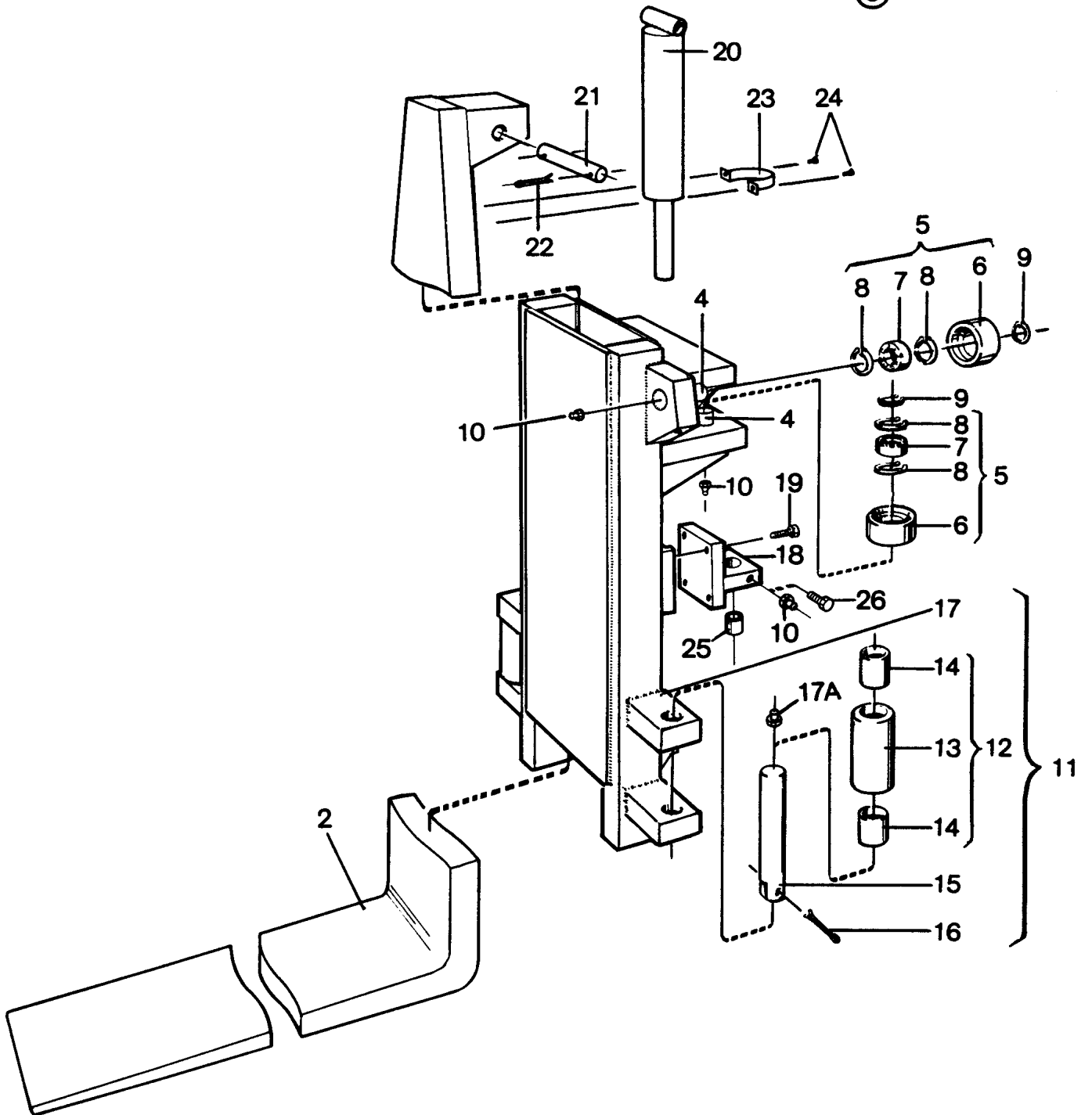
80

129

0720	Utgåva Issue		Bild nr Picture No		Gafflar Gaffelspridningsvagn A17875.xxxx		Forks Fork spreading carriage A17875.xxxx		
	980615		21721						
	Pos. Fig.	Antal/Quantity			Art nr Part No	Benämning	Description	Sats Kit	Anmärkning Notes
			12- 13,6	12- 1200 -16					
0020	1		1	1	A17875.XXXX	Gaffel	Fork		3)KPL
0040	2		1	1		•Gaffelämne	•Fork material		3)
0060	3		2	2	A17881.0100	•Glidplatta	•Slide plate		200X40,TJL=15
0080			2	2	A17881.0300	•Glidplatta	•Slide plate		160X40,TJL=15
0100			2	2	A17881.0400	•Glidplatta	•Slide plate		150X40,TJL=15
0120	4		6	6	3118	•Skruv	•Screw		
0140	5		1	1	406322.001	•Fäste	•Bracket		
0160	6		4	4	920042.070	•Skruv	•Screw		
0180	7		1	1	97015	•Ledlager	•Guide bearing		
0200	8		1	1	920999.0012	•Propp	•Plug		
0220	9		1	3	160	•Smörjnippel	•Lubricant nipple		
0240	10		1	1	A17882.0100	•Glidplatta	•Slide plate		
0260	11		4	4	920043.046	•Skruv	•Screw		
0280	12			1	A20274.0100	•Rör	•Pipe		
0300	13			1	A20275.0100	•Täckbricka	•Cover washer		

①

③



Reservdelar - Spare parts

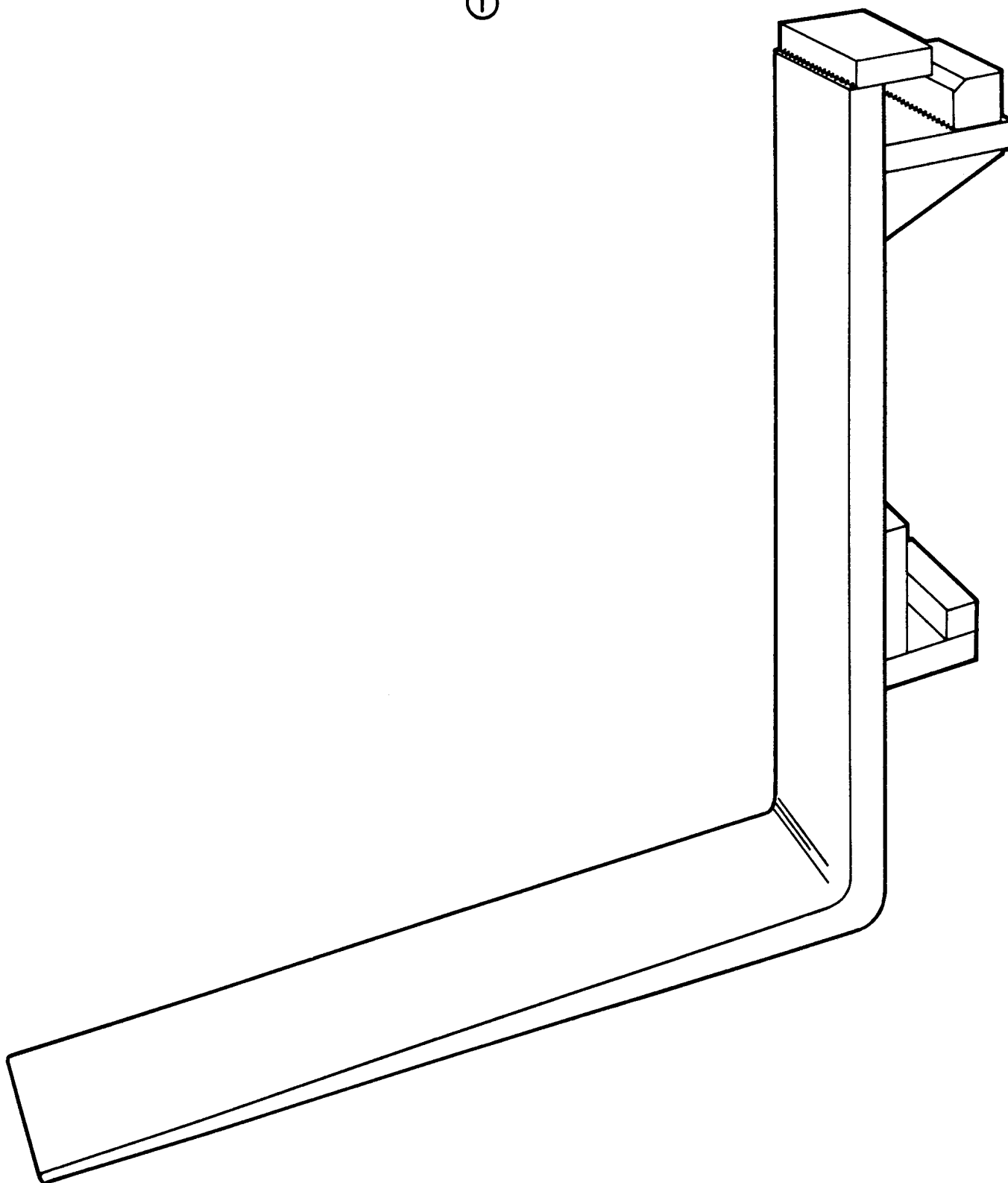
80

131

0750

0750	Utgåva Issue		Bild nr Picture No		Gafflar skevning Gaffelspridningsvagn		Forks levelling Fork spreading carriage		
	980615		21749						
	Pos. Fig.	Antal/Quantity			Art nr Part No	Benämning	Description	Sats Kit	Anmärkning Notes
		9-10	12- 13,6	12- 1200 16					
0020	1	1	1	1		Gaffel	Fork		3)KPL
0040	2	1	1	1		•Gaffelämne	•Fork material		3)KPL
0060	3	1	1	1		•Hylsa	•Sleeve		3)KPL
0080	4	4	4	4	406317.001	•Axeltapp	•Shaft pivot		
0100	5	4	4	4	406776.001	•Stödhjul	•Support wheel		KPL
0120	6	4	4	4	R41704.001	•Stödhjul	•Support wheel		
0140	7	4	4	4	2566	•Ledlager	•Guide bearing		
0160	8	8	8	8	2588	•Spärring	•Retaining ring		
0180	9	4	4	4	2583	•Spärring	•Retaining ring		
0200	10	4	4	4	160	•Smörjnippel	•Lubricant nipple		
0220	11	2	2		408470.0199	•Stödrulle	•Support roller		KPL
0240				2	408470.0299	•Stödrulle	•Support roller		KPL
0260	12	2	2		406774.001	•Stödrulle	•Support roller		KPL
0280				2	406775.001	•Stödrulle	•Support roller		KPL
0300	13	2	2		R32035.001	•Stödrulle	•Support roller		
0320				2	406101.001	•Stödrulle	•Support roller		
0340	14	4	4		97024	•Bussning	•Bushing		
0360				4	97027	•Bussning	•Bushing		
0380	15	2	2		306324.001	•Axel	•Shaft		
0400				2	406102.002	•Axel	•Shaft		
0420	16	2	2		95011	•Saxpinne	•Split pin		
0440				2	95014	•Saxpinne	•Split pin		
0460	17	4	4		R42036.001	•Öra	•Ear		
0480				4	R42412.001	•Öra	•Ear		
0490	17A	2	2	2	160	•Smörjnippel	•Lubricant nipple		
0500	18	1	1	1	406322.001	•Fäste	•Bracket		
0520	19	4	4	4	920042.070	•Skruv	•Screw		
0550	20	1	1	1	A01790.XXXX	•Skevningscylinder	•Levelling cylinder		SEE GR 80, PAGE 121
0560	21	1	1	1	R42574.005	•Axel	•Shaft		
0580	22	2	2	2	3289	•Saxpinne	•Split pin		
0600	23	1	1	1	407613.0100	•Klammer	•Clamp		
0620	24	2	2	2	920042.005	•Skruv	•Screw		
0640	25	1	1	1	97015	•Ledlager	•Guide bearing		
0660	26	1	1	1	920099.021	•Skruv	•Screw		

①

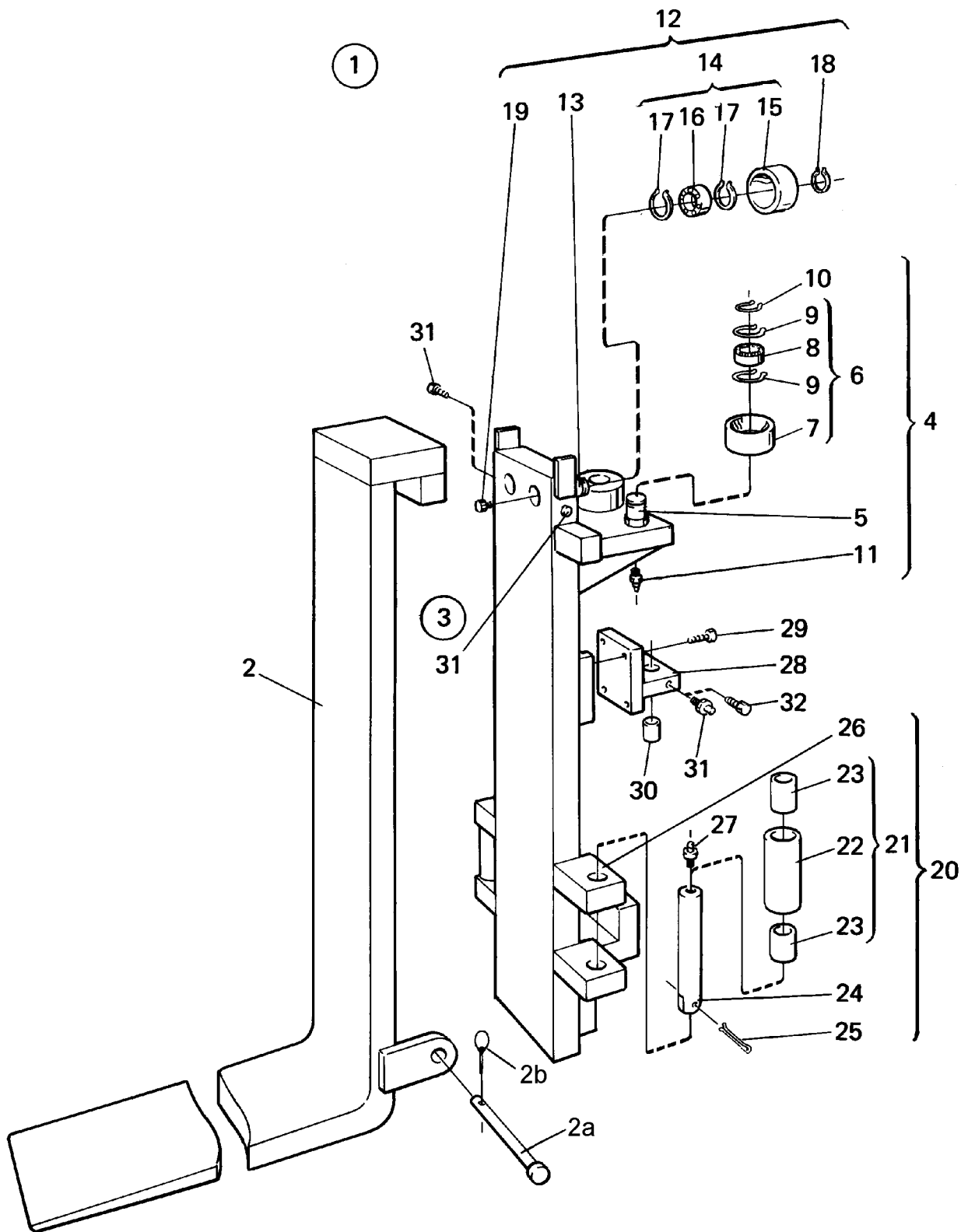


10075

Reservdelar - Spare parts
80
133

0800

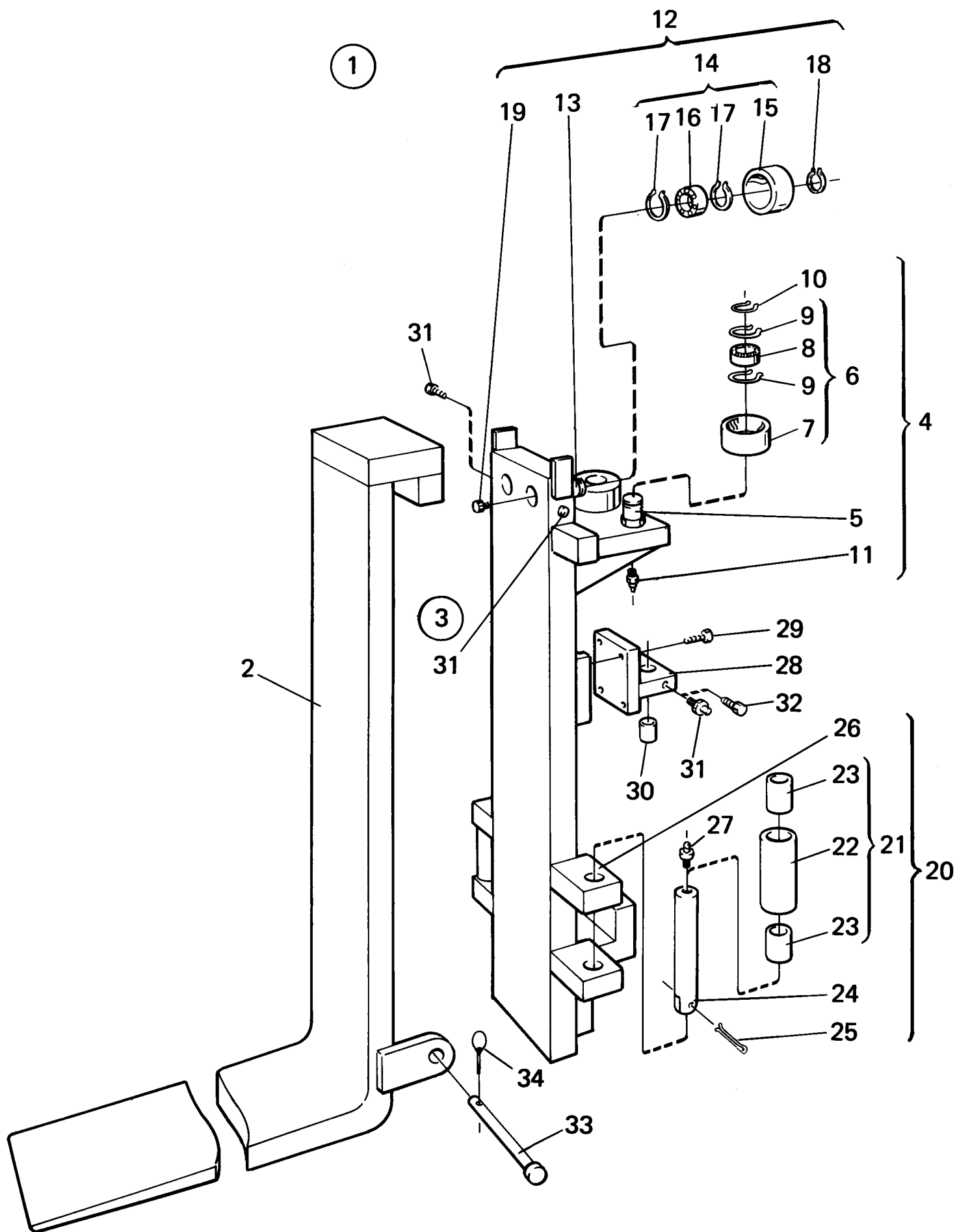
Utgåva Issue		Bild nr Picture No		Fasta gafflar Gaffelspridningsvagn		Fixed forks Fork spreading carriage			
980615		10075							
Pos. Fig.	Antal/Quantity			Art nr Part No	Benämning	Description	Sats Kit	Anmärkning Notes	
	8-10	12- 13,6	12- 1200 16						
1	1 1	1 1	1 1		Fast gaffel Man.skjutbar gaffel	Fixed fork Manual sliding fork		3)KPL 3)KPL	



Reservdelar - Spare parts

0850

0850	Utgåva Issue		Bild nr Picture No		Gafflar Terminal West		Forks Terminal West		
	980615		24742						
	Pos. Fig.	Antal/Quantity			Art nr Part No	Benämning	Description	Sats Kit	Anmärkning Notes
		9-10	12- 13,6	12- 1200 16					
0020	1	1	1	1		Gaffel	Fork		3)KPL
0040	2	1	1	1		•Gaffel	•Fork		3)
0041	2A	1	1	1	307935.XXXX	••Axel	••Shaft		3)
0042	2B	1	1	1	920155.002	••Ringsprint	••Ring cotter		
0060	3	1	1	1		•Gaffelhållare	•Fork holder		3)KPL
0080	4	2	2	2	409242.0100	••Stödrulle	••Support roller		KPL
0100	5	2	2	2	406317.001	•••Axeltapp	•••Shaft pivot		
0120	6	2	2	2	406776.001	•••Stödhjul	•••Support wheel		KPL
0140	7	2	2	2	R41704.001	••••Stödhjul	••••Support wheel		
0160	8	2	2	2	2566	••••Ledlager	••••Guide bearing		
0180	9	4	4	4	2588	••••Spårring	••••Retaining ring		
0200	10	2	2	2	2583	•••Spårring	•••Retaining ring		
0220	11	2	2	2	160	•••Smörjnippel	•••Lubricant nipple		
0240	12	2	2	2	409242.0200	••Stödrulle	••Support roller		KPL
0260	13	2	2	2	406317.003	•••Axeltapp	•••Shaft pivot		
0280	14	2	2	2	406776.001	•••Stödhjul	•••Support wheel		KPL
0300	15	2	2	2	R41704.001	••••Stödhjul	••••Support wheel		
0320	16	2	2	2	2566	••••Ledlager	••••Guide bearing		
0340	17	4	4	4	2588	••••Spårring	••••Retaining ring		
0360	18	2	2	2	2583	•••Spårring	•••Retaining ring		
0380	19	2	2	2	920999.0012	•••Propp	•••Plug		
0400	20	2	2		408470.0199	••Stödrulle	••Support roller		KPL
0420				2	408470.0299	••Stödrulle	••Support roller		KPL
0440	21	2	2		406774.001	•••Stödrulle	•••Support roller		KPL
0460				2	406775.001	•••Stödrulle	•••Support roller		KPL
0480	22	2	2		R32035.001	••••Stödrulle	••••Support roller		
0500				2	406101.001	••••Stödrulle	••••Support roller		
0520	23	4	4		97024	••••Bussning	••••Bushing		
0540				4	97027	••••Bussning	••••Bushing		
0560	24	2	2		306324.001	•••Axel	•••Shaft		
0580				2	406102.002	•••Axel	•••Shaft		
0600	25	2	2		95011	•••Saxpinne	•••Split pin		
0620				2	95014	•••Saxpinne	•••Split pin		SP6X70
0640	26	4	4		R42036.001	•••Öra	•••Ear		
0660				4	R42412.001	•••Öra	•••Ear		
0680	27	2	2	2	160	•••Smörjnippel	•••Lubricant nipple		
0700	28	1	1	1	406322.001	••Fäste	••Bracket		
0720	29	4	4	4	920042.070	••Skruv	••Screw		
0740	30	1	1	1	97015	••Ledlager	••Guide bearing		
0760	31	3	3	3	160	••Smörjnippel	••Lubricant nipple		
0770	32	1	1	1	920999.0012	••Propp	••Plug		



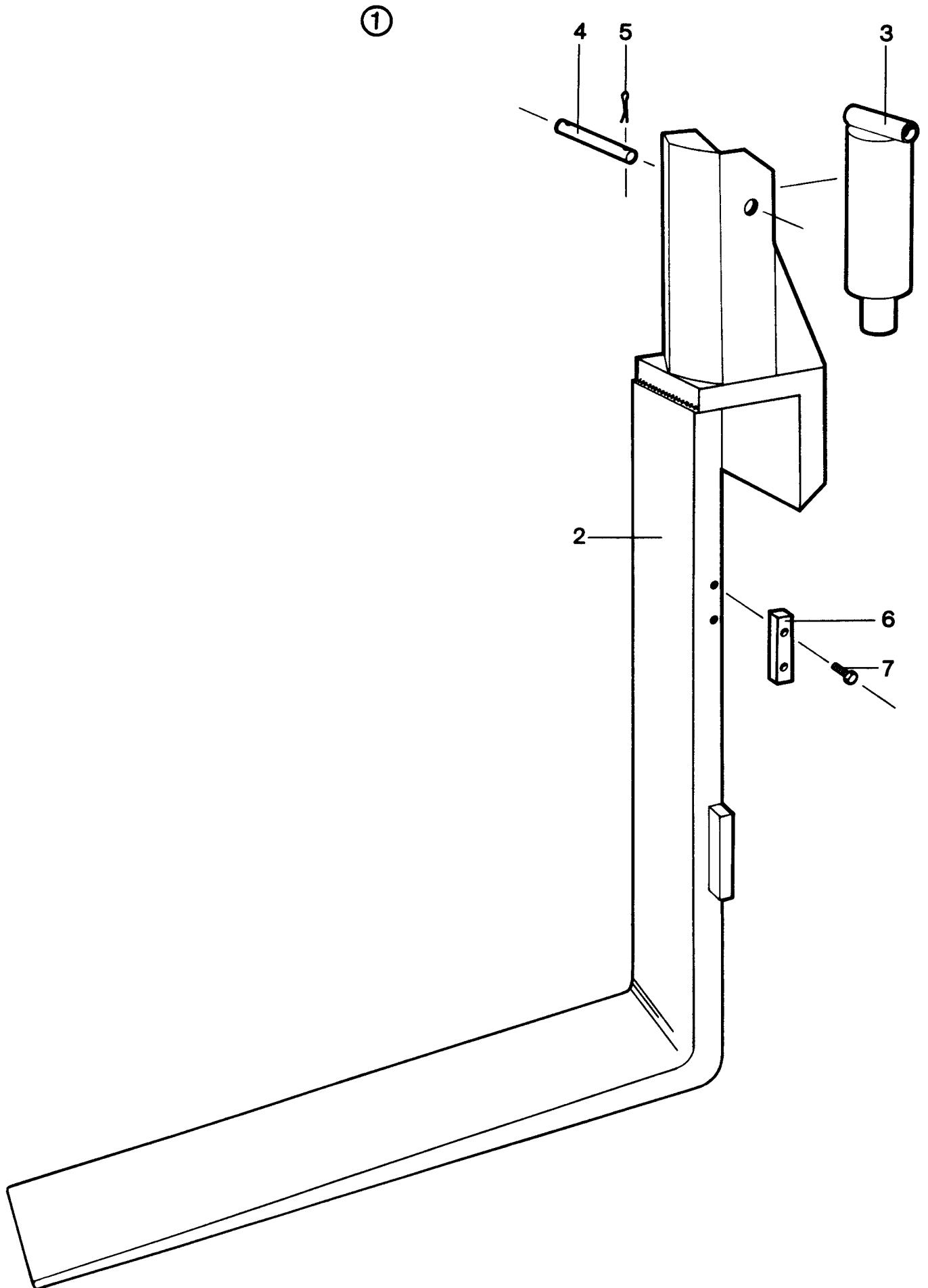
Reservdelar - Spare parts

80

137

0870

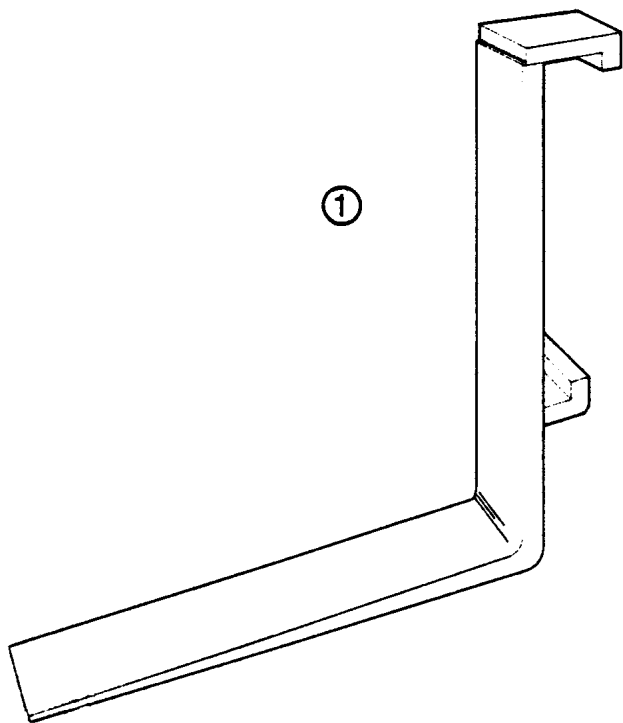
0870	Utgåva Issue		Bild nr Picture No		Gafflar gaffelspridningsvagn A16822.xxxx		Forks fork spreading carriage A16822.xxxx		
	980615		23386						
	Pos. Fig.	Antal/Quantity			Art nr Part No	Benämning	Description	Sats Kit	Anmärkning Notes
				12- 1200 -16					
0020	1			1	A16822.XXXX	Gaffel	Fork		3)KPL
0040	2			1	A16823.XXXX	•Gaffel	•Fork		3)
0060	3			1	A11122.XXXX	•Gaffelhållare	•Fork holder		3)KPL
0080	4			2	409242.0100	••Stödrolle	••Support roller		KPL
0100	5			2	406317.001	•••Axeltapp	•••Shaft pivot		
0120	6			2	406776.001	•••Stödhjul	•••Support wheel		KPL
0140	7			2	R41704.001	••••Stödhjul	••••Support wheel		
0160	8			2	2566	••••Ledlager	••••Guide bearing		
0180	9			4	2588	••••Spårring	••••Retaining ring		
0200	10			2	2583	•••Spårring	•••Retaining ring		
0220	11			2	160	••Smörjnippel	••Lubricant nipple		
0240	12			2	409242.0200	••Stödrolle	••Support roller		KPL
0260	13			2	406317.003	•••Axeltapp	•••Shaft pivot		
0280	14			2	406776.001	•••Stödhjul	•••Support wheel		KPL
0300	15			2	R41704.001	••••Stödhjul	••••Support wheel		
0320	16			2	2566	••••Ledlager	••••Guide bearing		
0340	17			4	2588	••••Spårring	••••Retaining ring		
0360	18			2	2583	•••Spårring	•••Retaining ring		
0380	19			2	920999.0012	•••Propp	•••Plug		
0400	20			2	408470.0299	••Stödrolle	••Support roller		KPL
0420	21			2	406775.001	•••Stödrolle	•••Support roller		KPL
0440	22			2	406101.001	••••Stödrolle	••••Support roller		
0460	23			4	97027	••••Bussning	••••Bushing		
0480	24			2	406102.002	•••Axel	•••Shaft		
0500	25			2	95014	•••Saxpinne	•••Split pin		SP6X70
0520	26			4	R42412.001	•••Öra	•••Ear		
0540	27			2	160	•••Smörjnippel	•••Lubricant nipple		
0560	28			1	406322.001	••Fäste	••Bracket		
0580	29			4	920042.070	••Skruv	••Screw		
0600	30			1	97015	••Ledlager	••Guide bearing		
0620	31			3	160	••Smörjnippel	••Lubricant nipple		
0640	32			1	920999.0012	••Propp	••Plug		
0660	33			1	A16824.0100	•Axel	•Shaft		L=345
0680				1	A16824.0200	•Axel	•Shaft		L=340
0700	34			1	920155.002	•Ringsprint	•Ring cotter		



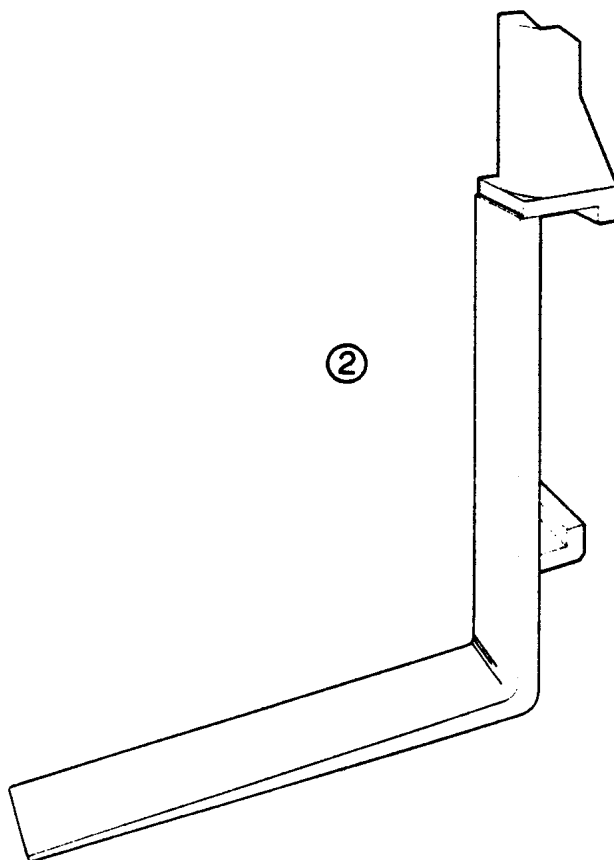
Reservdelar - Spare parts
80
139

0900

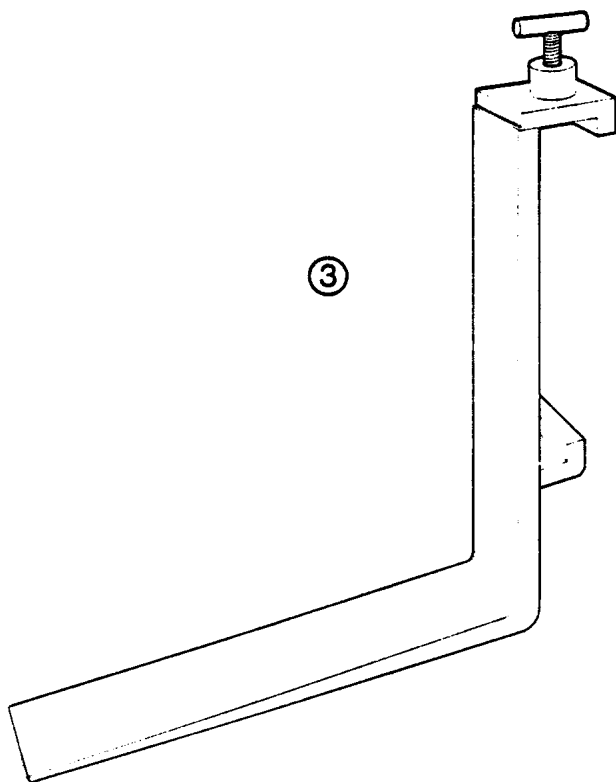
Utgåva Issue		Bild nr Picture No		Gafflar skevning Sidoföringsvagn		Forks levelling Side shifting carriage		
980615		10077						
Pos. Fig.	Antal/Quantity			Art nr Part No	Benämning	Description	Sats Kit	Anmärkning Notes
1	1			A01790.XXXX R42574.005	Skevningsgaffel	Levelling fork		3)KPL 3) SEE GR 80, PAGE 121
2	1				•Gaffelämne	•Fork material		
3	1			•Skevningscylinder	•Levelling cylinder			
4	1			•Axel	•Shaft			
5	2			•Saxpinne	•Split pin			
6	1			•Klack	•Lip			
7	2			920042.070	•Skruv	•Screw		



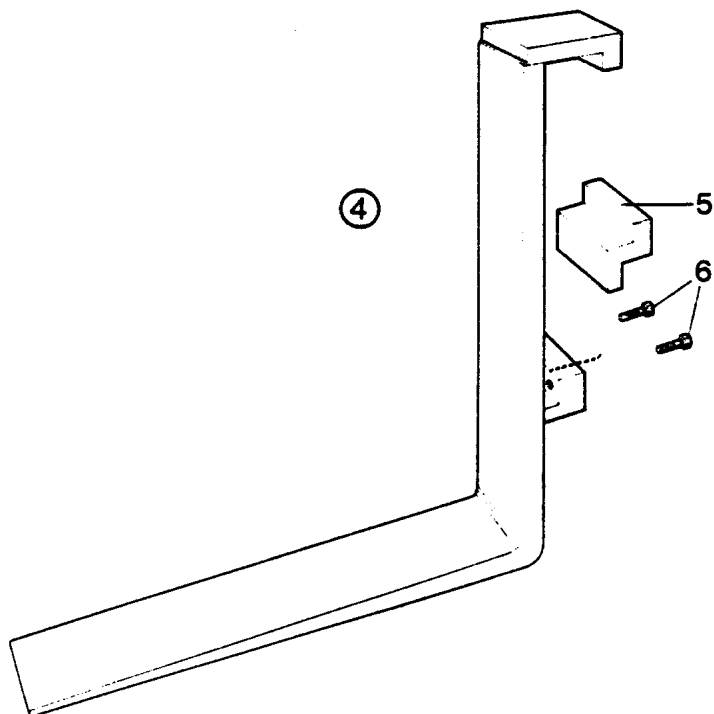
①



②



③



④

Reservdelar - Spare parts
80
141

0950	Utgåva Issue		Bild nr Picture No		Fasta gafflar Sidoföringsvagn		Fixed forks Side shifting carriage	
	980615		10078					
Pos. Fig.	Antal/Quantity			Art nr Part No	Benämning	Description	Sats Kit	Anmärkning Notes
0020	1	1			Fast gaffel	Fixed fork		3)KPL
0040	2	1			Fast gaffel m laststöd	Fixed fork w. load.supp.		3)KPL
0060	3	1			Man.skjutbar gaffel	Manual sliding fork		3)KPL
0080	4	1			Fast gaffel,snabbdem.	Fixed fork,quick dismount		
0100	5	1		407688.0100	•Styrklack	•Guide lip		9-12/600
0120		1		407649.0100	•Styrklack	•Guide lip		12/1200-16/1200
0140	6	2		920042.042	•Skruv	•Screw		

Reservdelar - Spare parts

90

1

0001	Utgåva Issue 980615	Övrig utrustning	Miscellaneous equipment	Sida Page
0020	Reverseringsspärr för el.växling		Reversing lock for electrical gearchange	7
0040	Clark 18000,FFS,A09509.0200		Clark 18000,FFS,A09509.0200	
0060				
0080	Reverseringsspärr för el.växling		Reversing lock for electrical gearchange	9
0100	Clark 18000,FFS,A09509.0400		Clark 18000,FFS,A09509.0400	
0120				
0140	Reverseringsspärr för el.växling		Reversing lock for electrical gearchange	11
0160	Clark 28300,FFS,A09509.0100		Clark 28300,FFS,A09509.0100	
0180				
0200	Reverseringsspärr för el.växling		Reversing lock for electrical gearchange	13
0220	Clark 28300,FFS,A09509.0300		Clark 28300,FFS,A09509.0300	
0240				
0250	Reverseringsspärr för el.växling		Reversing lock for electrical gearchange	15
0251	Clark 32000,FFS,A09509.0500		Clark 32000,FFS,A09509.0500	
0252				
0260	Reverseringsspärr för el.växling		Reversing lock for electrical gearchange	17
0280	Clark 18000,VBFS,A09510.0200		Clark 18000,VBFS,A09510.0200	
0300				
0320	Reverseringsspärr för el.växling		Reversing lock for electrical gearchange	19
0340	Clark 18000,VBFS,A09510.0400		Clark 18000,VBFS,A09510.0400	
0360				
0380	Reverseringsspärr för el.växling		Reversing lock for electrical gearchange	21
0400	Clark 28300,VBFS,A09510.0100		Clark 28300,VBFS,A09510.0100	
0420				
0440	Reverseringsspärr för el.växling		Reversing lock for electrical gearchange	23
0460	Clark 28300,VBFS,A09510.0300		Clark 28300,VBFS,A09510.0300	
0480				
0500	Radio och bandspelarutrustning,		Radio and tape recorder equipment,	25
0520	A05314.0100,A05314.0101,A05314.0109		A05314.0100,A05314.0101,A05314.0109	
0540				
0560	Eldriven pump för hyttippling,		Electrical pump for cab tilting,	27
0580	A00595.0100		A00595.0100	
0600				
0620	Roterande varningsljus,358628.0200,		Revolving beacon,358628.0200,	29
0640	350939.0400		350939.0400	
0660				
0680	Lyftöra		Lifting ear	31
0700				
0720	Färg		Paint	33
0740				
0760	Montering kompressor förarstol,		Mounting compressor driver's seat,	35
0780	358123.0200		358123.0200	
0800				
0820	Montering kompressor förarstol,		Mounting compressor driver's seat,	37
0840	358123.0300		358123.0300	
0860				
0880	Hastighetsregulator Volvo TD61AW,		Speed control Volvo TD61AW,	39
0900	457810.0300		457810.0300	
0920				
0940	Hastighetsregulator Volvo TD61AW,		Speed control Volvo TD61AW,	41
0960	TD630ME, 457810.0500		TD630ME, 457810.0500	
0980				
1000	Hastighetsregulator Volvo TD71AW,		Speed control Volvo TD71AW,	43
1020	457810.0400		457810.0400	
1040				
1060	Hastighetsregulator Volvo TD71AW,		Speed control Volvo TD71AW,	45
1080	457810.0600		457810.0600	
1100				
1120	Hastighetsregulator Volvo TWD730ME,		Speed control Volvo TWD730ME,	47
1140	457810.0800		457810.0800	
1160				
1180	Hastighetsregulator Perkins 1006.6,		Speed control Perkins 1006.6,	49
1200	457810.0200		457810.0200	

Reservdelar - Spare parts

90

2

	Utgåva Issue 980615	Övrig utrustning	Miscellaneous equipment	Sida Page
0001				
1220				
1240	Hastighetsregulator VBFS,		Speed control VBFS, Perkins 1006.6,	51
1260	Perkins 1006.6,1006.6 LPG, 457810.0700		1006.6 LPG, 457810.0700	
1280				
1300	Hastighetsbegränsare Clark 28000,		Speed limiter Clark 28000,	53
1320	A14521.0300		A14521.0300	
1340				
1360	Hastighetsbegränsare Clark 28000,		Speed limiter Clark 28000,	55
1380	A14521.0500		A14521.0500	
1400				
1420	Hastighetsbegränsare Clark 28000 med		Speed limiter Clark 28000 with	57
1440	automatväxling, A14521.0600		autmatic controls, A14521.0600	
1460				
1480	Hastighetsbegränsare Clark 18000,		Speed limiter Clark 18000,	59
1500	A14521.0400		A14521.0400	
1520				
1540	Hastighetsbegränsare Clark 18000,		Speed limiter Clark 18000,	61
1560	A14521.0700		A14521.0700	
1580				
1600	Dekaler och skyltar		Decals and signs	63
1620				
1640	Hydraulisk lastindikator 453124.xxxx		Hydraulic load indicator 453124.xxxx	67
1660				
1680	Montering övercentrumventil för		Mounting overcenter valve for	69
1700	skevningscylinder,359035.0100		levelling cylinder,359035.0100	
1720				
1740	Monteringssats,gnistsläckare,		Mounting kit,spark arrestors,	71
1760	A00564.0100		A00564.0100	
1780				
1800	Programmeringsenhet 923368.0003		Programming unit 923368.0003	73
1820				
1840	Elsystem,automatväxling för Volvo		El.system,automatic controls for Volvo	75
1860	TD71AW - Clark 28000,A09205.0100		TD71AW - Clark 28000,A09205.0100	
1880				
1900	Elsystem,automatväxling för Volvo		El.system,automatic controls for Volvo	77
1920	TD71AW/TWD730ME/TWD731ME - Clark 28000		TD71AW/TWD730ME/TWD731ME - Clark 28000	
1921	A09205.0600		A09205.0600	
1940				
1960	Elsystem,automatväxling för Volvo		El.system,automatic controls for Volvo	79
1980	TD61AW - Clark 28000,A09205.0200		TD61AW - Clark 28000,A09205.0200	
2000				
2020	Elsystem,automatväxling för Volvo		El.system,automatic controls for Volvo	81
2040	TD61AW/TD630ME - Clark 28000,		TD61AW/TD630ME - Clark 28000,	
2050	A09205.0700		A09205.0700	
2060				
2080	Elsystem,automatväxling för		El.system,automatic controls for	83
2100	Perkins 1006.6 - Clark 18000,		Perkins 1006.6 -Clark 18000,	
2101	A09205.0300		A09205.0300	
2120				
2140	Elsystem,automatväxling med hastighets-		El.system,automatic controls with speed	85
2160	regulator,Volvo TD71AW/TWD730ME -		control,Volvo TD71AW/TWD730ME -	
2180	Clark 28000, A09205.1000		Clark 28000, A09205.1000	
2200				
2220	Elsystem,automatväxling med hastighets-		El.system,automatic controls with speed	87
2240	regulator,Volvo TD61AW/TD630ME -		control,Volvo TD61AW/TD630ME -	
2260	Clark 28000, A09205.1100		Clark 28000, A09205.1100	
2280				
2300	Elsystem,automatväxling med hastighets-		El.system,automatic controls with speed	89
2320	regulator,Perkins 1006.6 - Clark 18000		control,Perkins 1006.6 - Clark 18000	
2340	A09205.1200		A09205.1200	
2360				

Reservdelar - Spare parts

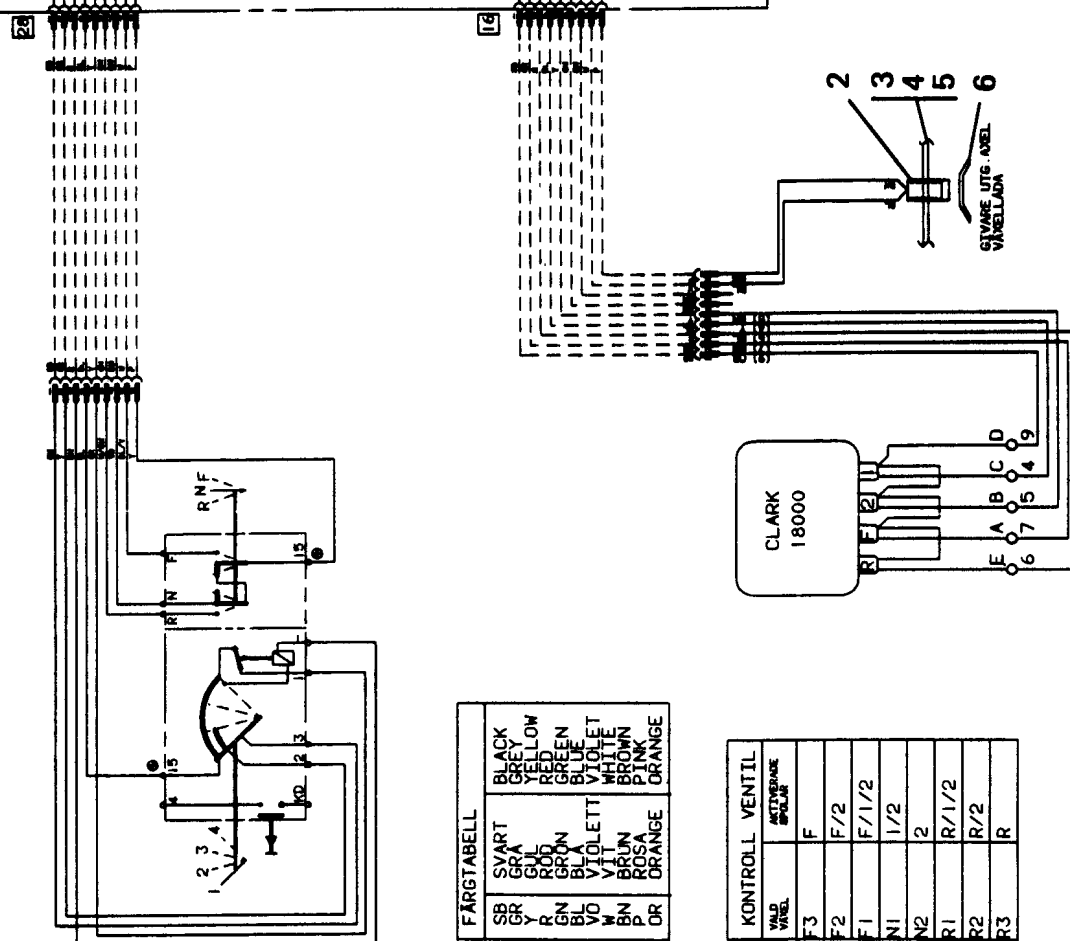
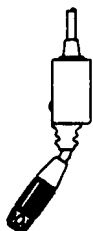
90

3

	Utgåva Issue 980615	Övrig utrustning	Miscellaneous equipment	Sida Page
0001				
2380	Automatiskt motorstopp vid lågt olje-tryck eller hög temperatur motor,växel-låda samt låg hydrauloljenivå, A09872.0100	Automatic stop of engine at high temp. or low pressure Engine or transmission or low hydr. oil level, A09872.0100		91
2400				
2420				
2440				
2460				
2480	Automatiskt motorstopp vid lågt olje-tryck eller hög temperatur motor,växel-låda samt låg hydrauloljenivå,med summer A09872.0300	Automatic stop of engine at high temp. or low pressure Engine or transmission or low hydr. oil level,with buzzer A09872.0300		93
2500				
2520				
2540				
2560				
2580	Montering kupevärmare,A04061.0100	Mounting cab heater,A04061.0100		95
2600				
2620	Elsystem servo A13470.0100	Electric system servo A13470.0100		97
2640				
2660	Eldetaljer för mikrorattstyrning, A09995.0100	El.details for micro steering wheel, A09995.0100		99
2680				
2700				
2720	Eldetaljer för mikrorattstyrning, A09995.0500	El.details for micro steering wheel, A09995.0500		101
2740				
2760				
2780	Eldetaljer för mikrorattstyrning, A09995.0600	El.details for micro steering wheel, A09995.0600		103
2800				
2820				
2840	Styrssystem med mikroratt 923602.0005, 923436.0411	Steering system with micro steering wheel 923602.0005,923436.0411		105
2860				
2880				
2900	Styrssystem med mikroratt 923602.0008	Steering system with micro steering wheel 923602.0008		107
2920				
2940				
2960	Styrssystem för spakstyrning eller mikroratt, hydraulik, A09943.0100	Steering system for Joystick control or micro steering wheel, hydraulic, A09943.0100		109
2980				
3000				
3020				
3040	Styrssystem för spakstyrning eller mikroratt, hydraulik, A09943.0200	Steering system for Joystick control or micro steering wheel, hydraulic, A09943.0200		111
3060				
3080				
3100				
3120	Styrssystem för spakstyrning eller mikroratt, VBFS, hydraulik, A09943.0300	Steering system for Joystick control or micro steering wheel, VBFS, hydraulic, A09943.0300		115
3140				
3160				
3180				
3200	Styrssystem för mikroratt, hydraulik, A09943.0400	Steering system for micro steering wheel, hydraulic, A09943.0400		119
3220				
3240				
3260	Styrssystem för mikroratt, hydraulik, A19370.0100	Steering system for micro steering wheel, hydraulic, A19370.0100		123
3280				
3300				
3310	Styrssystem för mikroratt, hydraulik, A19370.0300	Steering system for micro steering wheel, hydraulic, A19370.0300		127
3311				
3312				
3320	Styrssystem för mikroratt, VBFS, hydraulik,A09943.0500	Steering system for micro steering wheel, VBFS, hydraulic, A09943.0500		131
3340				
3360				
3380	Styrssystem för mikroratt, VBFS, hydraulik,A19370.0200	Steering system for micro steering wheel, VBFS, hydraulic, A19370.0200		135
3400				
3420				
3440	Manöverventil 923105.0011,923105.0013	Control valve 923105.0011,923105.0013		139
3460				
3480	Styr- och ackumulatorladdningspump, slangar,för mikroratt,Volvo, A19369.0100	Steering and acc. charging pump,hoses, for micro steering wheel,Volvo, A19369.0100		141
3500				
3520				
3540				

Reservdelar - Spare parts
90
4

0001	Utgåva Issue 980615	Övrig utrustning	Miscellaneous equipment	Sida Page
3560		Montering utvändiga backspeglar, 357555.0100,0200,0300	Mounting rear view mirror, outside cab, 357555.0100,0200,0300	143
3580				
3600				
3620		Slangdragning över DUP-stativ (för bättre sikt) 157464.0100,0200,0300	Hoses over lifting mast DUP (increased view) 157464.0100,0200,0300	145
3640				
3660				
3680		Slangdragning över DUP-stativ (för bättre sikt) 157464.0400	Hoses over lifting mast DUP (increased view) 157464.0400	147
3700				
3720				
3740		Slangdragning över DUP-stativ (för bättre sikt) 157464.0500,0700	Hoses over lifting mast DUP (increased view) 157464.0500,0700	149
3760				
3780				
3800		Slangdragning över DUP-stativ (för bättre sikt) 157464.0900,1000	Hoses over lifting mast DUP (increased view) 157464.0900,1000	151
3820				
3840				
3860		Brandsläckare, montering, 458326.0100	Fire extinguishes assembly, 458326.0100	153
3880				
3900		Elhydrauliskt gaspådrag med hastighets- regulator Clark 18000,A14521.0200	El-hydraulic throttle system with speed control Clark 18000,A14521.0200	155
3920				
3940				
3960		Elhydrauliskt gaspådrag med hastighets- regulator Clark 28000,A14521.0100	El-hydraulic throttle system with speed control Clark 28000,A14521.0100	157
3980				
4000				
4020		Elhydrauliskt gaspådrag med hastighets- regulator Clark28000,A14521.0900,VBFS	El-hydraulic throttle system with speed control Clark 28000,A14521.0900,VBFS	159
4040				
4060				
4070		Elhydrauliskt gaspådrag med hastighets- regulator Clark 32000,A14521.1400	El-hydraulic throttle system with speed control Clark 32000,A14521.1400	161
4071				
4072				
4080		Montering Klimator A02753.0200,.0300	Mounting Climator A02753.0200,.0300	163
4100				
4120		Klimatanläggning 921055.0042	Air conditioning 921055.0042	165
4140				
4160		Differentialspärr Kessler A18029.0100	Differential lock Kessler A18029.0100	167
4180				
4200		Montering lampor och skydd kondensor, A09492.0700,.0701,.0702,.0703	Mounting lamps and cover,condenser, A09492.0700,.0701,.0702,.0703	169
4220				
4240				
4260		Montering containerbelysning 357611.0200	Mounting container lights 357611.0200	171

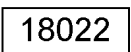


FÄRGTEBELL	
SVART	BLACK
GRÅ	GREY
GUL	YELLOW
RÖD	RED
GRÖN	GREEN
BLÅ	BLUE
VIOLETT	VIOLET
VIT	WHITE
BRUN	BROWN
ROSA	PINK
ORANGE	ORANGE

KONTROLL		VENTIL
VALD VAREL		ARTTYPER SPOLAR
3	F	F
2	F/2	F/2
F	F/1/2	F/1/2
N	1/2	1/2
2	2	2
R	R/1/2	R/1/2
2	R/2	R/2
3	R	R

Reservdelar - Spare parts
90
7

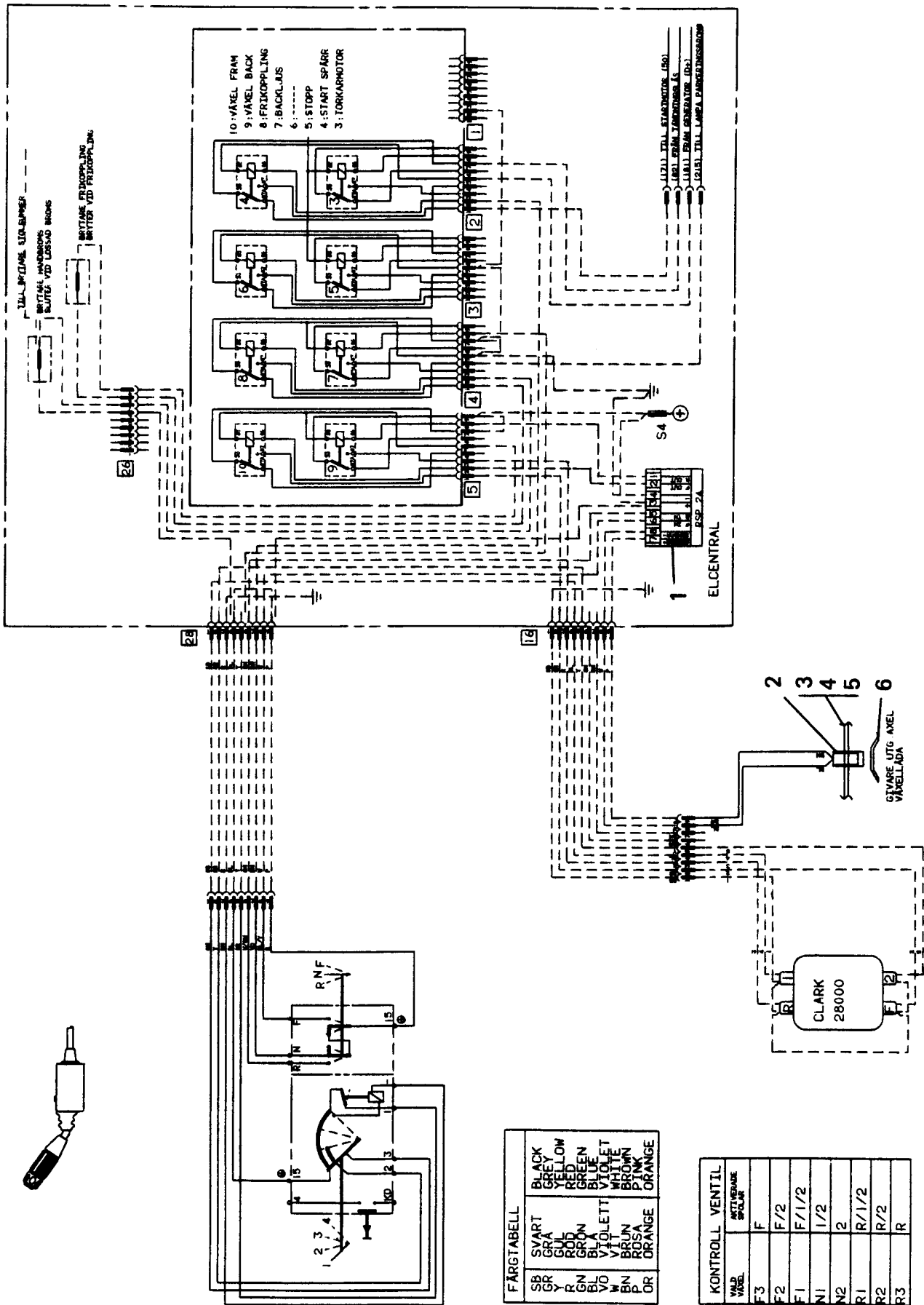
0150	Utgåva Issue	Bild nr Picture No	Reverseringsspärr för elväxling, Clark 18000 FFS, A09509.0200		Reversing lock for elec- trical gear change,Clark 18000, FFS, A09509.0200				
	980615	16635							
	Pos. Fig.	Antal/Quantity			Art nr Part No	Benämning	Description	Sats Kit	Anmärkning Notes
		24V							
0010		-			A09509.0200	Reverseringsspärr	Reversing lock		KPL CLARK 18000 STD
0020	1	1			922935.0005	Reverseringsspärr	Reversing lock		
0040	2	1			923120.0046	Givare	Sensor		CLARK 18000
0060	3	1			356382.0200	Hållare	Holder		
0085	4	2			920913.0010	Distanshylsa	Spacer sleeve		
0100	5	2			2696	Skruv	Screw		
0120	6	2			456315.0100	Klack	Lip		



Reservdelar - Spare parts
90
9

0155

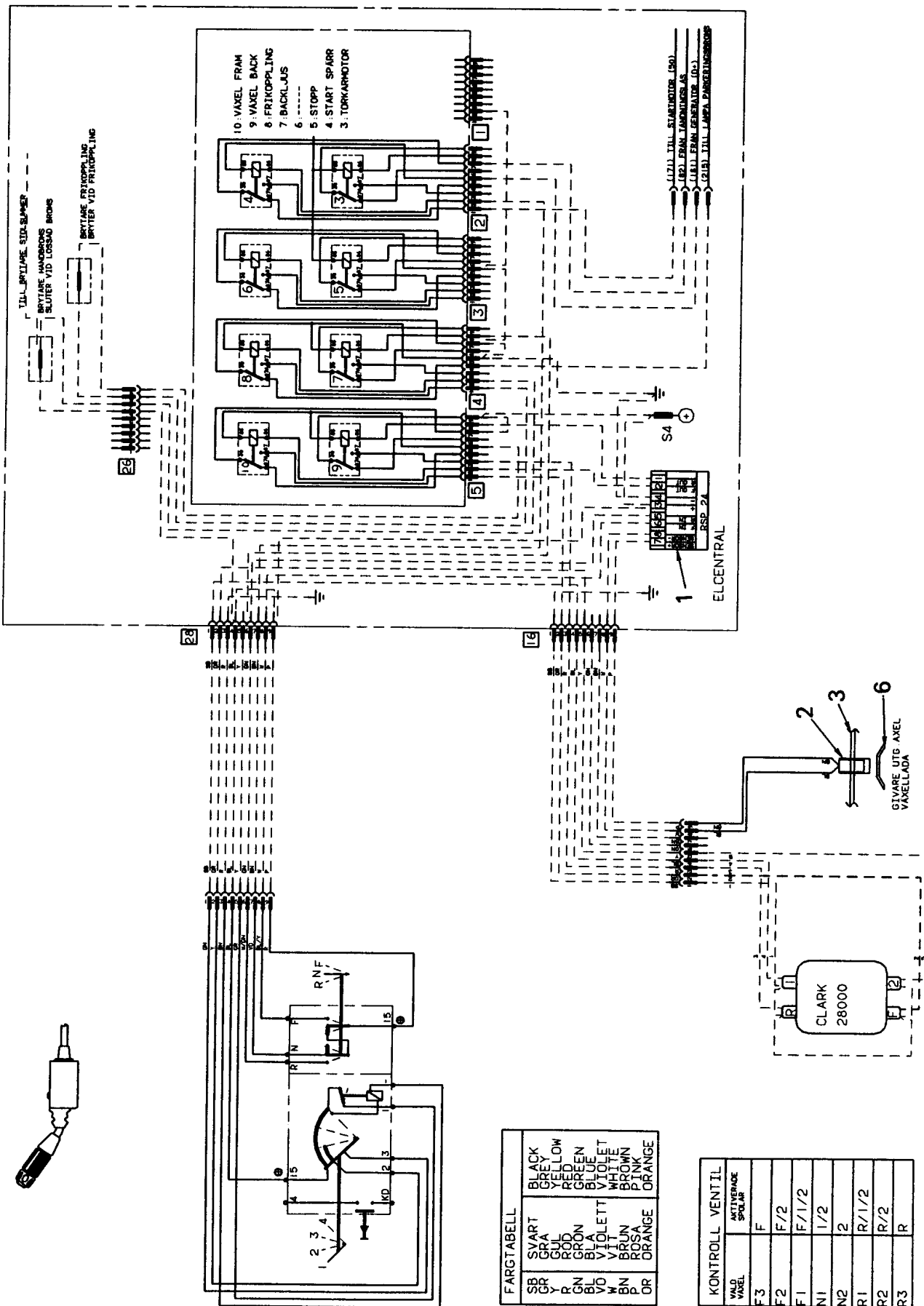
Utgåva Issue		Bild nr Picture No		Reverseringsspärr för elväxling, Clark 18000 FFS, A09509.0400		Reversing lock for elec- trical gear change,Clark 18000, FFS, A09509.0400		
980615		18022						
Pos. Fig.	Antal/Quantity			Art nr Part No	Benämning	Description	Sats Kit	Anmärkning Notes
	24V							
1	-			A09509.0400	Reverseringsspärr	Reversing lock		KPL CLARK 18000 STD
2	1			922935.0005	Reverseringsspärr	Reversing lock		
3	1			923088.0006	Givare	Sensor		CLARK 18000
4	1			356382.0300	Hållare	Holder		
5	2			920913.0010	Distanshylsa	Spacer sleeve		
6	2			2696	Skruv	Screw		
	2			456315.0100	Klack	Lip		



Reservdelar - Spare parts
90
11

0160

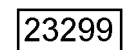
Utgåva Issue		Bild nr Picture No		Reverseringsspärr för elväxling, Clark 28300 FFS, A09509.0100		Reversing lock for elec- trical gear change,Clark 28300, FFS, A09509.0100		
Pos. Fig.	Antal/Quantity			Art nr Part No	Benämning	Description	Sats Kit	Anmärkning Notes
	24V							
1	-			A09509.0100	Reverseringsspärr	Reversing lock		KPL CLARK 28300 STD
2	1			922935.0005	Reverseringsspärr	Reversing lock		
3	1			923120.0046	Givare	Sensor		
4	1			356316.0100	Hållare	Holder		CLARK 28300
5	2			920913.0010	Distanshylsa	Spacer sleeve		
6	2			2696	Skruv	Screw		
7	2			456315.0100	Klack	Lip		



Reservdelar - Spare parts
90
13

0165

Utgåva Issue		Bild nr Picture No		Reverseringsspärr för elväxling, Clark 28300 FFS, A09509.0300		Reversing lock for elec- trical gear change,Clark 28300, FFS, A09509.0300		
980615		18023						
Pos. Fig.	Antal/Quantity			Art nr Part No	Benämning	Description	Sats Kit	Anmärkning Notes
	24V							
1	-			A09509.0300	Reverseringsspärr	Reversing lock		KPL CLARK 28300 STD
2	1			922935.0005	Reverseringsspärr	Reversing lock		
3	1			923088.0006	Givare	Sensor		CLARK 28300 NOT USED NOT USED
4				A10906.0100	Hållare	Holder		
5								
6	2			A04024.0100	Klack	Lip		



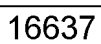
FARGTABLELL	BLACK	SWART
	GREY	GRIJ
	YELLOW	GEL
	RED	ROOD
	GREEN	GRON
	BLUE	BLAU
	VIOLET	VIOLETT
	WHITE	WIT
	BROWN	BROEN
	PINK	ROSA
	ORANGE	ORANJE

KONTROLL VENTIL	
WEG WERT	AUSGANGS WERT
F3	F
F2	F/2
F1	F/1/2
N1	1/2
N2	2
R1	R/1/2
R2	R/2
R3	R

Reservdelar - Spare parts
90
15

0167

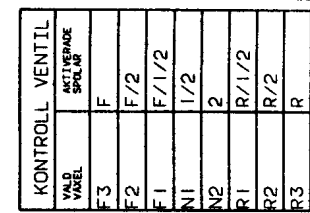
Utgåva Issue		Bild nr Picture No		Reverseringsspärr för elväxling, Clark 32000 FFS, A09509.0500		Reversing lock for elec- trical gear change,Clark 32000, FFS, A09509.0500		
980615		23299						
Pos. Fig.	Antal/Quantity			Art nr Part No	Benämning	Description	Sats Kit	Anmärkning Notes
	24V							
1	-			A09509.0500	Reverseringsspärr	Reversing lock		KPL CLARK 32000 STD
2	1			922935.0005	Reverseringsspärr	Reversing lock		
3	1			923088.0006	Givare	Sensor		CLARK 32000
4	2			A10906.0100	Hållare	Holder		
5	2			A22385.0500	Muff	Socket		
6	2			2715	Skruv	Screw		
				A04024.0100	Klack	Lip		



Reservdelar - Spare parts
90
17

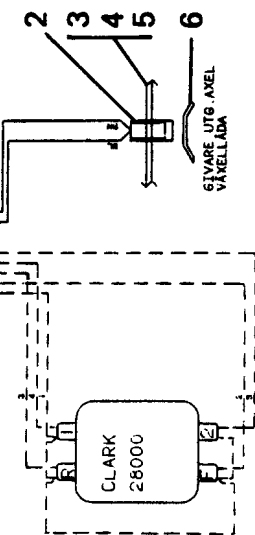
0170

Utgåva Issue		Bild nr Picture No		Reverseringsspärr för elväxling, Clark 18000 VBFS, A09510.0200		Reversing lock for elec- trical gear change,Clark 18000, VBFS,A09510.0200		
980615		16637						
Pos. Fig.	Antal/Quantity			Art nr Part No	Benämning	Description	Sats Kit	Anmärkning Notes
	24V							
	-			A09510.0200	Reverseringsspärr	Reversing lock		KPL CLARK 18000 VBFS
1	1			922935.0005	Reverseringsspärr	Reversing lock		
2	1			923120.0046	Givare	Sensor		
3	1			356382.0200	Hållare	Holder		CLARK 18000
4	2			920913.0010	Distanshylsa	Spacer sleeve		
5	2			2696	Skruv	Screw		
6	2			456315.0100	Klack	Lip		



Reservdelar - Spare parts
90
19

0175	Utgåva Issue	Bild nr Picture No	Reverseringsspärr för elväxling, Clark 18000 VBFS, A09510.0400		Reversing lock for elec- trical gear change,Clark 18000, VBFS,A09510.0400			
	980615	18024						
0013 0020 0040 0060 0085 0100 0120	Pos. Fig.	Antal/Quantity		Art nr Part No	Benämning	Description	Sats Kit	Anmärkning Notes
		24V						
		-		A09510.0400	Reverseringsspärr	Reversing lock		KPL CLARK 18000 VBFS
	1	1		922935.0005	Reverseringsspärr	Reversing lock		
	2	1		923088.0006	Givare	Sensor		CLARK 18000
	3	1		356382.0300	Hållare	Holder		
	4	2		920913.0010	Distanshylsa	Spacer sleeve		
	5	2		2696	Skruv	Screw		
6	2		456315.0100	Klack	Lip			



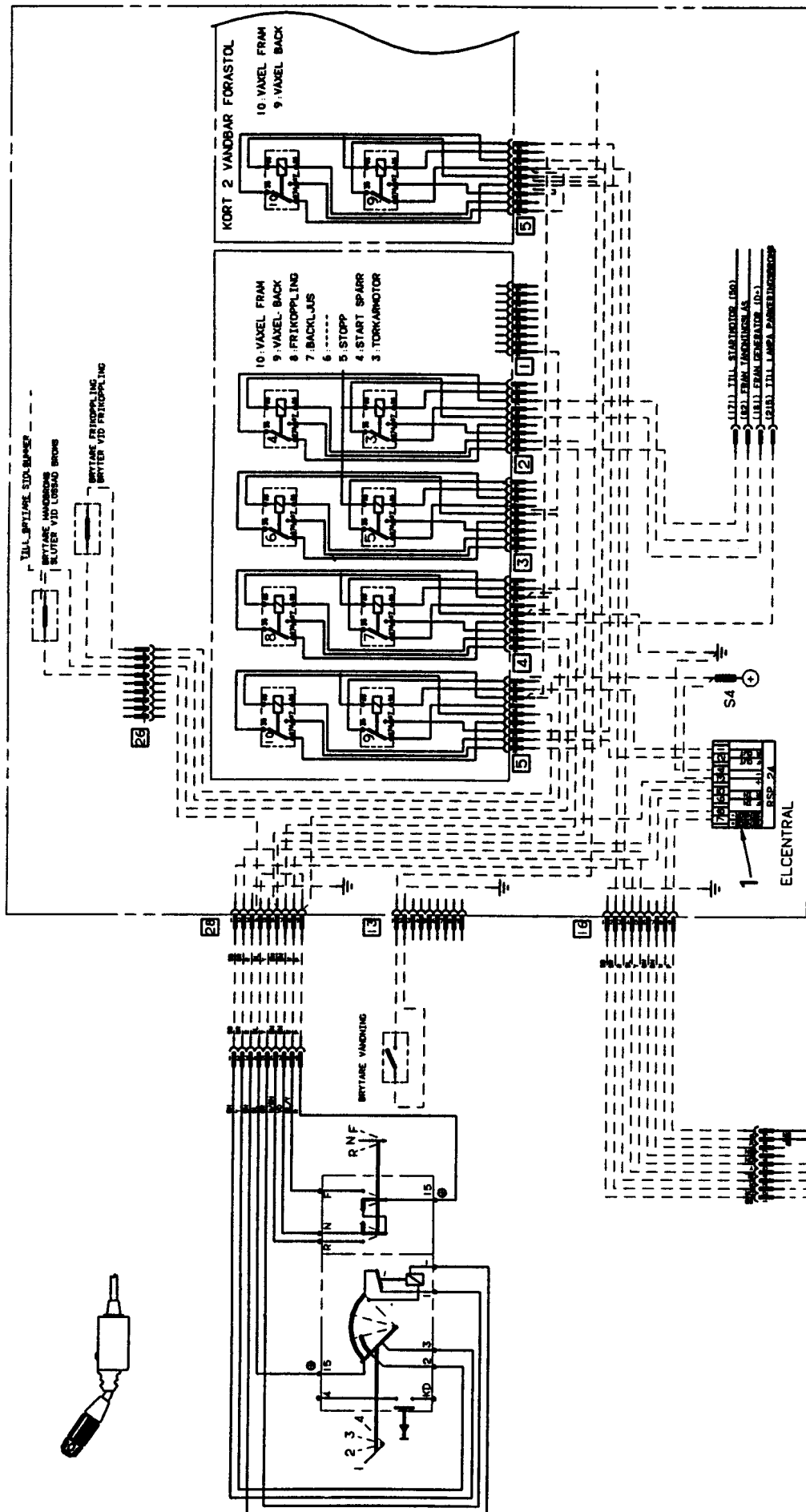
KONTROLL WENTIL		ÖFFNUNGSGRÖßE
WÄRMEDÄMMUNG	WÄRMEDÄMMUNG	
F3	F	
F2	F/2	
F1	F/1/2	
N1	1/2	
N2	2	
R1	R/1/2	
R2	R/2	
R3	R	

SVART	BLACK
GRÅ	GREY
GUL	YELLOW
RÖD	RED
GRÖN	GREEN
BLÅ	BLUE
VIOLETT	VIOLET
VIT	WHITE
BRUN	BROWN
ROSA	PINK
ORANGE	ORANGE

Reservdelar - Spare parts
90
21

0180

Utgåva Issue		Bild nr Picture No		Reverseringsspärr för elväxling, Clark 28300 VBFS, A09510.0100		Reversing lock for elec- trical gear change,Clark 28300, VBFS,A09510.0100		
980615		16638						
Pos. Fig.	Antal/Quantity			Art nr Part No	Benämning	Description	Sats Kit	Anmärkning Notes
	24V							
	-			A09510.0100	Reverseringsspärr	Reversing lock		KPL CLARK 28300 VBFS
1	1			922935.0005	Reverseringsspärr	Reversing lock		
2	1			923120.0046	Givare	Sensor		CLARK 28300
3	1			356316.0100	Hållare	Holder		
4	2			920913.0010	Distanshylsa	Spacer sleeve		
5	2			2696	Skruv	Screw		
6	2			456315.0100	Klack	Lip		



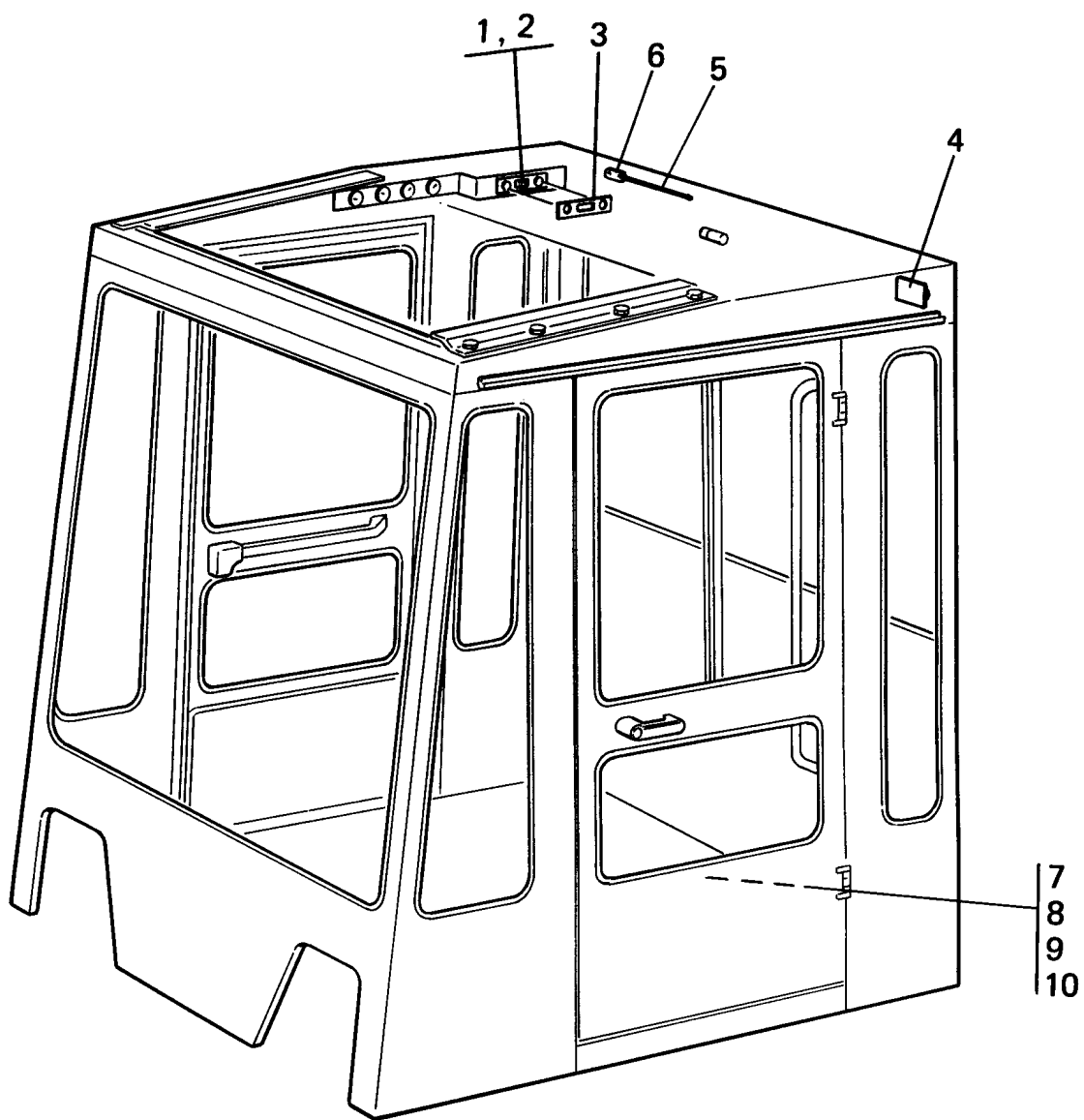
KONTROLL VENTIL	VALD VAKEL	ANTIVIRAGE SPOLAR
F3	F	
F2	F/2	
F1	F/1/2	
N1	1/2	
N2	2	
R1	R/1/2	
R2	R/2	
R3	R	

FARGTABELL	SVART	GRÅ	GR	Y	R	GN	BL	VO	VIT	BRUN	ROSA	BN	P	OR
	BLACK	GREY	YELLOW	RED	GREEN	BLUE	VIOLET	WHITE	BROWN	PINK	ORANGE			

Reservdelar - Spare parts
90
23

0185

Utgåva Issue		Bild nr Picture No		Reverseringsspärr för elväxling, Clark 28300 VBFS, A09510.0300		Reversing lock for elec- trical gear change,Clark 28300, VBFS,A09510.0300		
980615		18025						
Pos. Fig.	Antal/Quantity			Art nr Part No	Benämning	Description	Sats Kit	Anmärkning Notes
	24V							
1	-			A09510.0300	Reverseringsspärr	Reversing lock		KPL CLARK 28300 VBFS CLARK 28300 NOT USED NOT USED
2	1			922935.0005	Reverseringsspärr	Reversing lock		
3	1			923088.0006	Givare	Sensor		
4				A10906.0100	Hållare	Holder		
5								
6	2			A04024.0100	Klack	Lip		



23458

Reservdelar - Spare parts

0200

Utgåva Issue	Bild nr Picture No	Radio och bandspelaru. A05314.0100,A05314.0101, A05314.0109	Radio and tape recorder equipment,A05314.0100, A05314.0101,A05314.0109
980615	23458		

0020

0040

0060

0080

0100

0120

0140

0160

0180

0200

0220

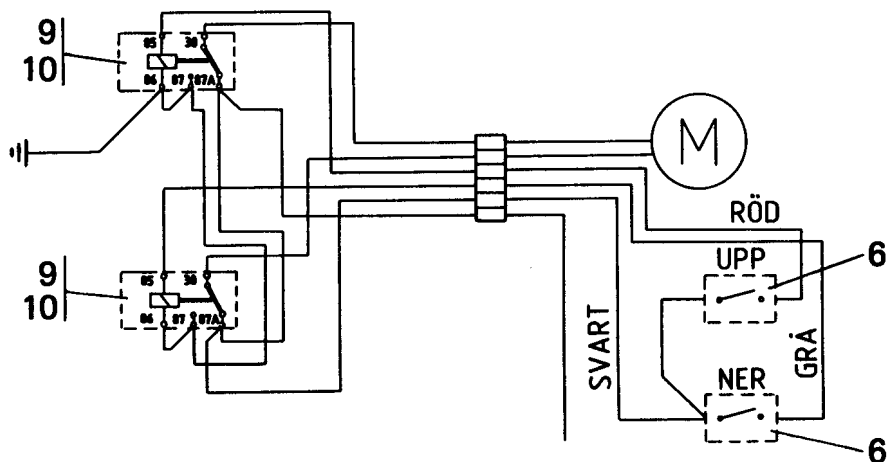
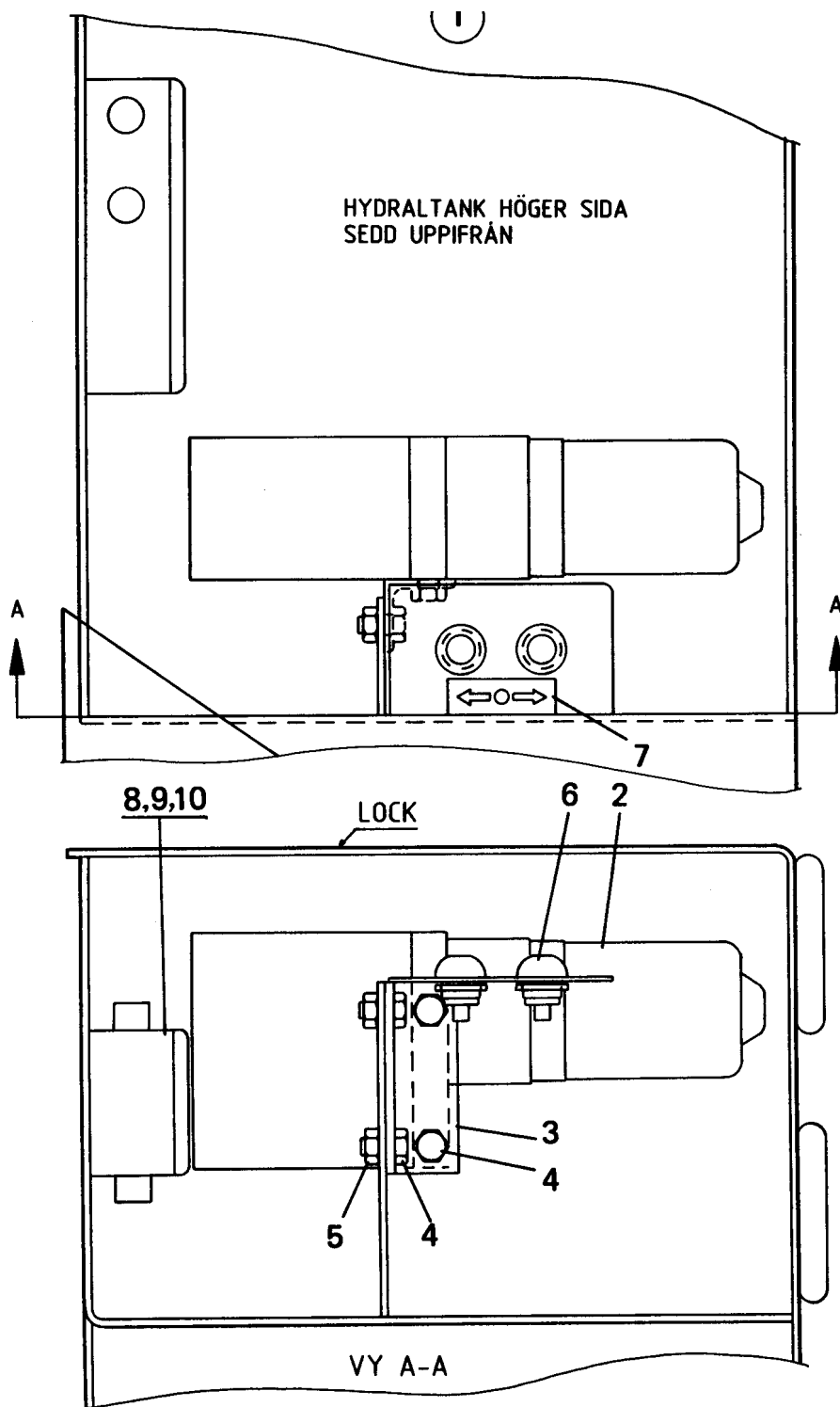
0240

0260

0280

0300

Pos. Fig.	Antal/Quantity			Art nr Part No	Benämning	Description	Sats Kit	Anmärkning Notes
	A053 14. 0100	A053 14. 0101	A053 14. 0109					
	-	-	-	A05314.0100				DRAW.NO.
				A05314.0101				DRAW.NO.
				A05314.0109				DRAW.NO.
1	1			5904	Radio-bandspelare	Radio-tape recorder		
		1		920167.005	Radio-bandspelare	Radio-tape recorder		
			1	920167.018	Radio-bandspelare	Radio-tape recorder		
2	1			922537.0001	Radio	Radio		
3	1	1	1	923428.0001	Frontplåt	Front plate		
4	2	2	2	920168.003	Högtalare	Loud speaker		
5	1	1	1	920166.001	Antenn	Antenna		
6	2	2	2	3065	Skruv	Screw		
7	1	1	1	923447.0006	Transformator	Transformer		
8	4	4	4	920749.0005	Skruv	Screw		
9	4	4	4	920950.0002	Distansbult	Spacer bolt		
10	4	4	4	3051	Mutter	Nut		

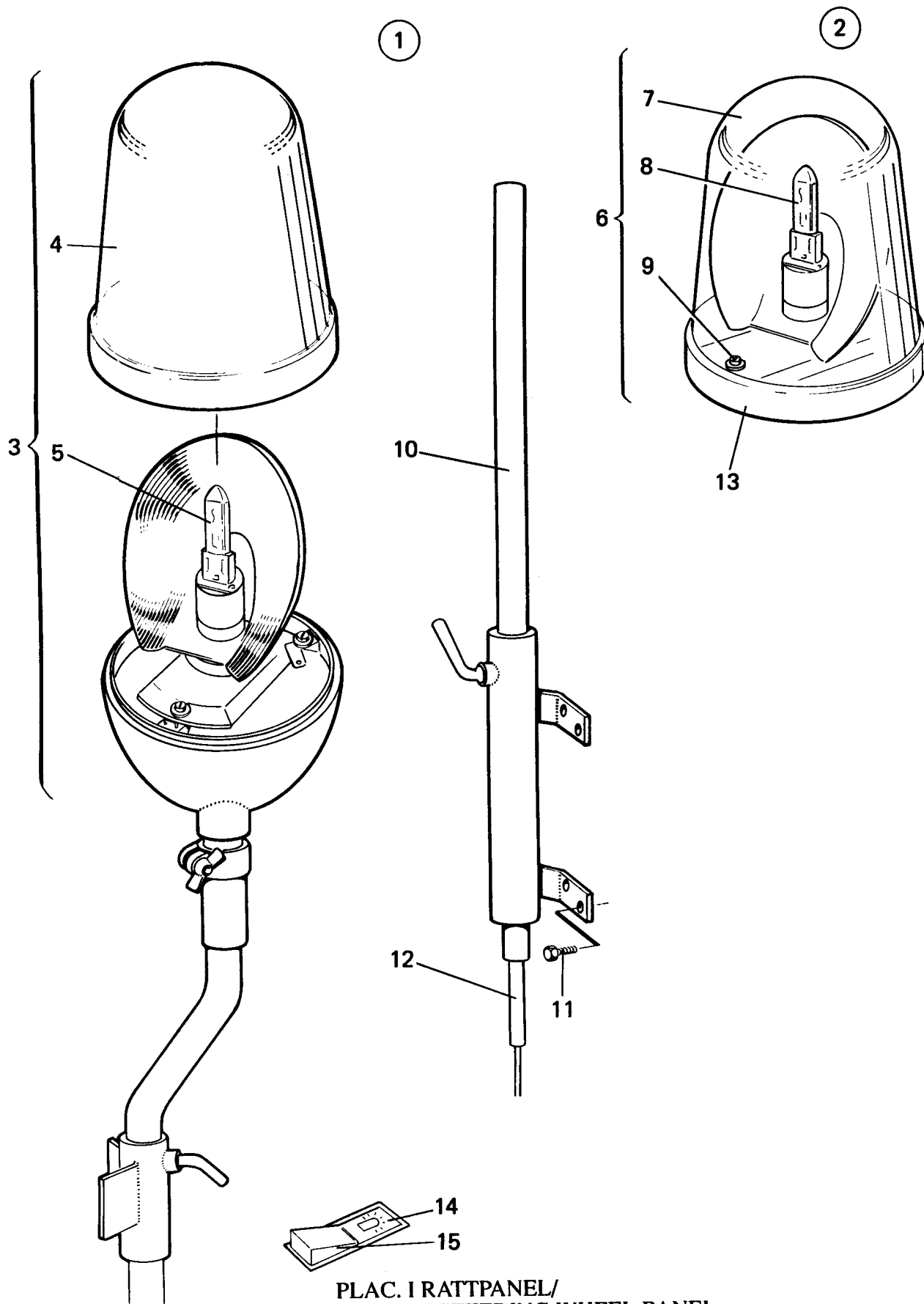


Reservdelar - Spare parts

90

27

0270	Utgåva Issue		Bild nr Picture No		Eldriven pump för hyttippning A00595.0100		Electrical pump for cab tilting A00595.0100	
	980615		15412					
Pos. Fig.	Antal/Quantity			Art nr Part No	Benämning	Description	Sats Kit	Anmärkning Notes
0020	1	1		A00595.0100	Pump	Pump		KPL ELECTRICAL,KPL "FRAM-BACK"
0040	2	1		920977.0015	•Pump	•Pump		
0050		1		923120.0654	••Elmotor	••Electric motor		
0060	3	1		A00598.0100	•Fäste	•Bracket		
0080	4	4		920042.002	•Skruv	•Screw		
0100	5	2		920068.007	•Mutter	•Nut		
0120	6	2		922386.0001	•Startknapp	•Start button		
0140	7	1		408468.0100	•Skylt	•Sign		
0160	8	1		923276.0001	•Kopplingslåda	•Terminal box		
0180	9	2		921830.0001	•Minirelä	•Mini relay		
0200	10	2		725	•Hållare	•Holder		

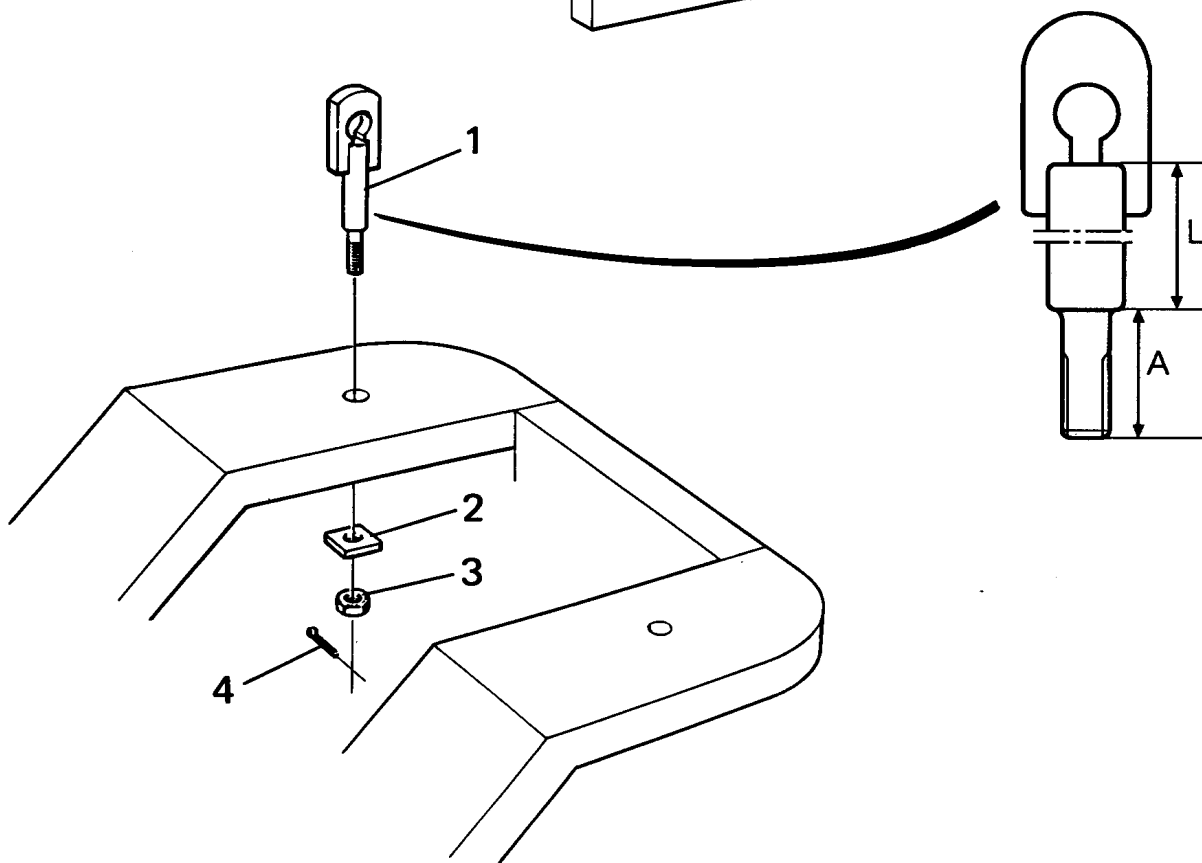
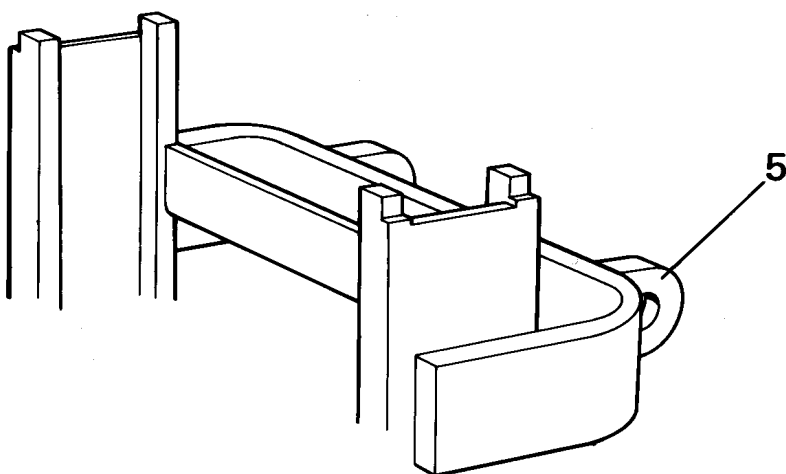
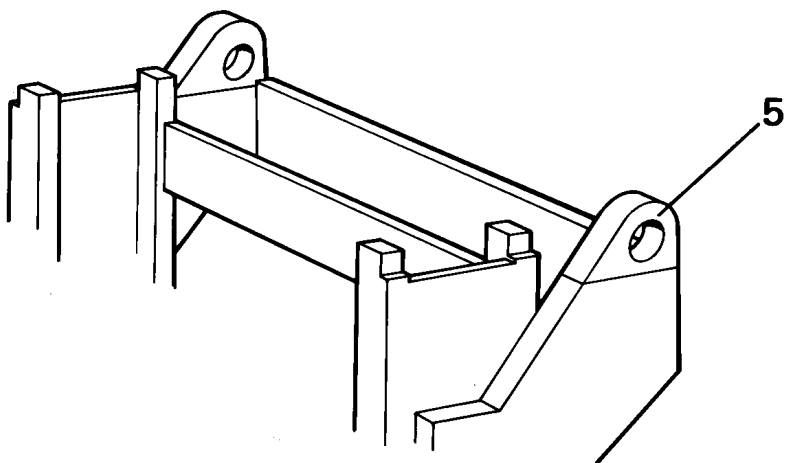


PLAC. I RATTPANEL/
PLAC. IN STEERING WHEEL PANEL

Reservdelar - Spare parts

0300

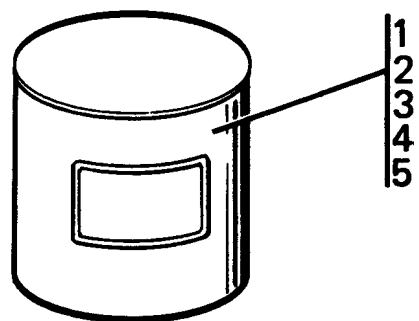
Utgåva Issue		Bild nr Picture No		Roterande varningsljus 358628.0200,350939.0400		Revolving beacon 358628.0200,350939.0400		
980615		23453						
Pos. Fig.	Antal/Quantity			Art nr Part No	Benämning	Description	Sats Kit	Anmärkning Notes
	3586 28. 0200	3509 39. 0400						
1	1			358628.0200	Roterande varningsljus	Revolving beacon		KPL WITH MOUNTING
2		1		350939.0400	Roterande varningsljus	Revolving beacon		KPL WITH MOUNTING
3	1			921358.0015	•Lykta	•Light		KPL
4	1			923705.0911	••Lampglas	••Lamp glass		
5	1			667	••Glödlampa	••Bulb		24V 45W
	1			665	••Glödlampa	••Bulb		H1 24V 70W
6		1		90221	•Lykta	•Light		KPL
7		1		921715.0001	••Lampglas	••Lamp glass		
8		1		665	••Glödlampa	••Bulb		
9		3		99121	••Skruv	••Screw		
10	1			A26265.0100	•Stång	•Bar		
11	6			920100.203	•Skruv	•Screw		
12	ERF			90914	•Slang	•Hose		L=2500
13		1		750	•Genomföring	•Grommet		
14	1	1		921418.0002	•Symbolbricka	•Symbol plate		PLAC I RATTPANEL/ PLAC. IN STEERING WHEEL PANEL
15	1	1		920971.0008	•Strömställare	•Switch		PLAC I RATTPANEL/ PLAC. IN STEERING WHEEL PANEL



Reservdelar - Spare parts
90
31

0350

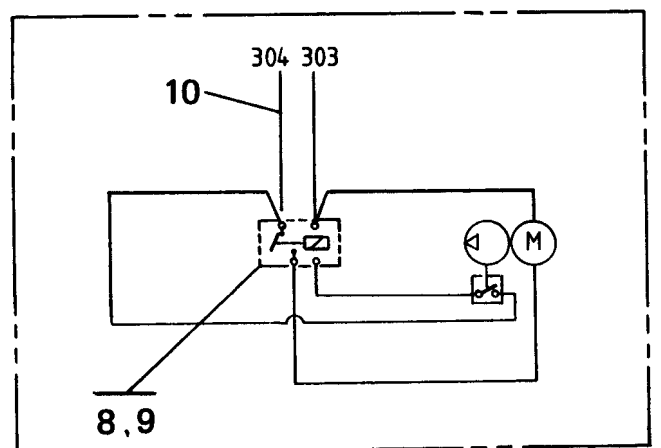
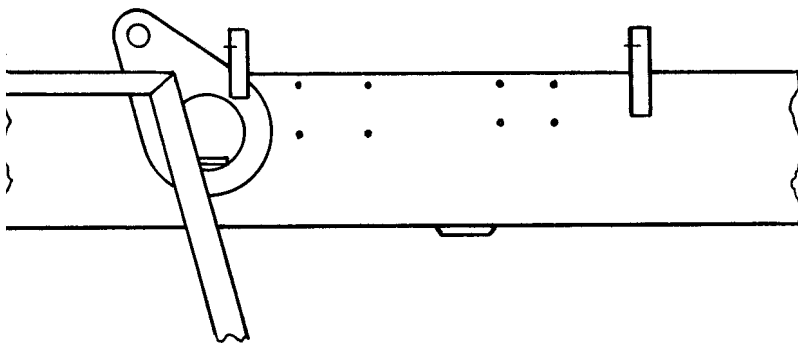
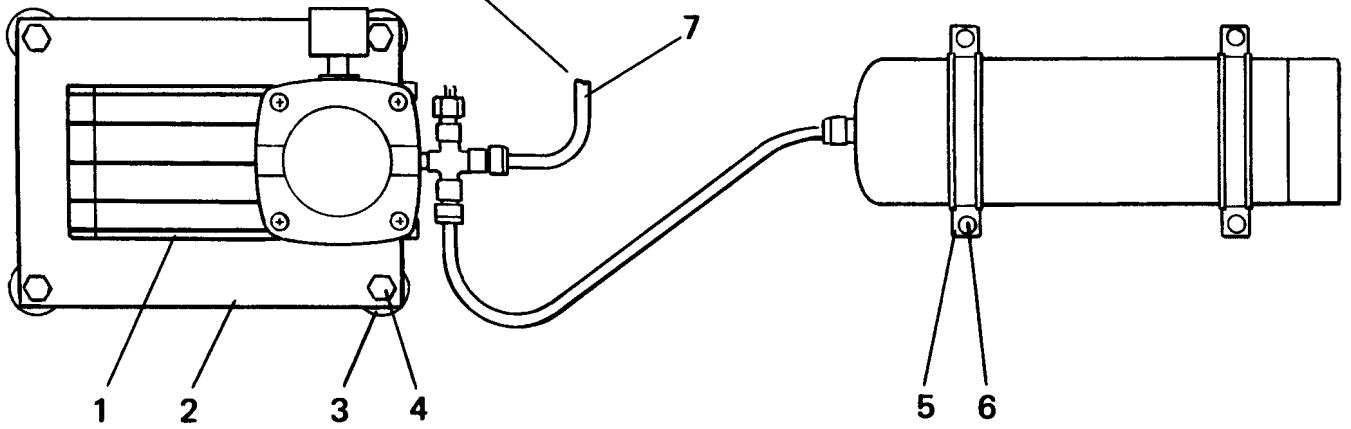
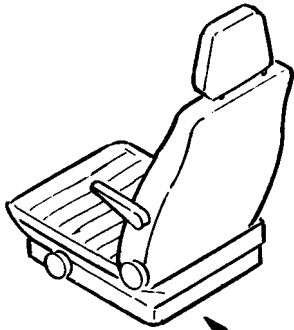
Utgåva Issue		Bild nr Picture No		Lyftöra 356285.xxxx		Lifting ear 356285.xxxx		
980615		23565						
Pos. Fig.	Antal/Quantity			Art nr Part No	Benämning	Description	Sats Kit	Anmärkning Notes
1	2	-	-	356285.0100	Lyftöra	Lifting ear		DRAWING NO. DRAWING NO. DRAWING NO. L=380,A=155, 150-200=MOTVIKTSHÖJD/ COUNTERWEIGHT HEIGHT L=480,A=285, 150+100=MOTVIKTSHÖJD/ COUNTERWEIGHT HEIGHT L=480,A=335, 200+100 MOTVIKTSHÖJD/ COUNTERWEIGHT HEIGHT SPECIAL M6M M39
				356285.0200				
				356285.0300				
				356265.0100				
			2	356265.0200	Lyftöra	Lifting ear		
			2	356265.0300	Lyftöra	Lifting ear		
2	2	2	2	456286.0100	Bricka	Washer		
3	2	2	2	920068.009	Mutter	Nut		
4	2	2	2	95011	Saxpinne	Split pin		
5	2	2	2	406991.0100	Lyftöra	Lifting ear		



Reservdelar - Spare parts
90
33

0450

Utgåva Issue		Bild nr Picture No		Färg		Paint		
980615		12781						
Pos. Fig.	Antal/Quantity			Art nr Part No	Benämning	Description	Sats Kit	Anmärkning Notes
1	1			920525.0203	Färgburk	Paint tin		1L,SVART/BLACK LYFTSTATIV/LIFTING MAST
2	1			923843.0076	Färgburk	Paint tin		1L,RÖD/RED CHASSI/TRUCK BODY
3	1			920525.0115	Färgburk	Paint tin		NOT USED
4								1L,LJUSGRÅ/LIGHT GREY CHASSIE AND HYTT/CAB
5								NOT USED

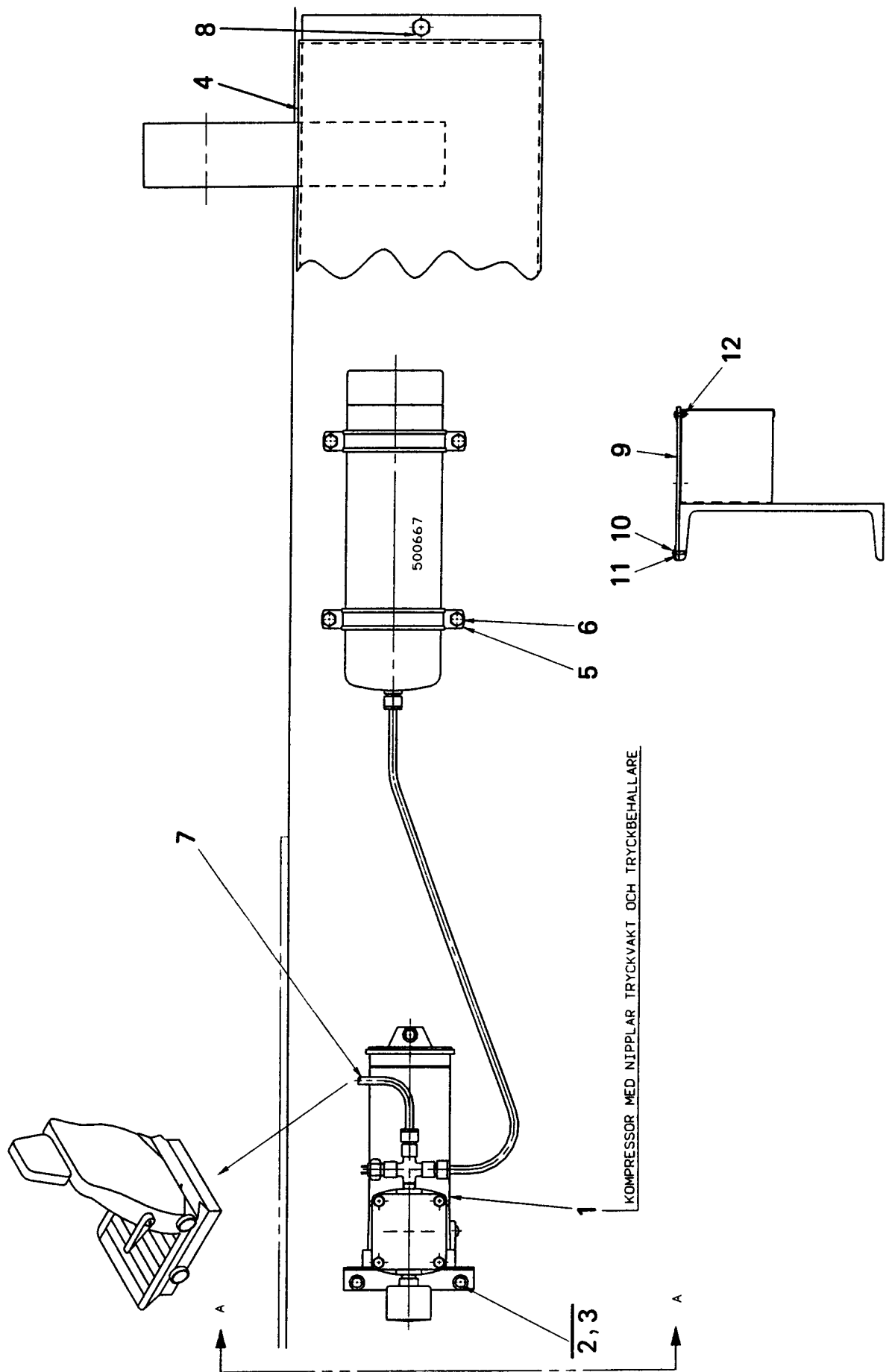


Reservdelar - Spare parts

90

35

0500	Utgåva Issue		Bild nr Picture No		Montering kompressor förarstol 358123.0200		Mounting compressor driver's seat 358123.0200	
	980615		16641					
Pos. Fig.	Antal/Quantity			Art nr Part No	Benämning	Description	Sats Kit	Anmärkning Notes
0020				358123.0200				DRAW.NO. KPL MED TRYCKVAKT, TRYCKKAMMARE OCH NIPPLAR / COMPL. WITH PRESSURE SWITCH, PRESSURE CHAMBER AND NIPPLES
0040	1	1		923445.0002	Kompressor	Compressor		
0060								
0080								
0100								
0120								
0140								
0160		1		923445.0006	•Kompressor	•Compressor		
0180		1		923110.0425	•Tryckvakt	•Pressure switch		
0200		1		923120.0757	•Luftfilter	•Air filter		
0220	2	1		429746.0100	Fäste	Bracket		
0240	3	4		920165.005	Bricka	Washer		
0260	4	4		920099.061	Skruv	Screw		
0280	5	2		920125.010	Klammer	Clamp		
0300	6	4		920099.026	Skruv	Screw		
0320	7	ERF		923632.0001	Nylonrör	Nylon hose		
0340	8	1		921830.0001	Minirelä	Mini relay		
0360	9	1		921831.0001	Minirelähållare	Mini relay holder		
0380	10	4		781	Kabel	Cable		



SNITT A-A

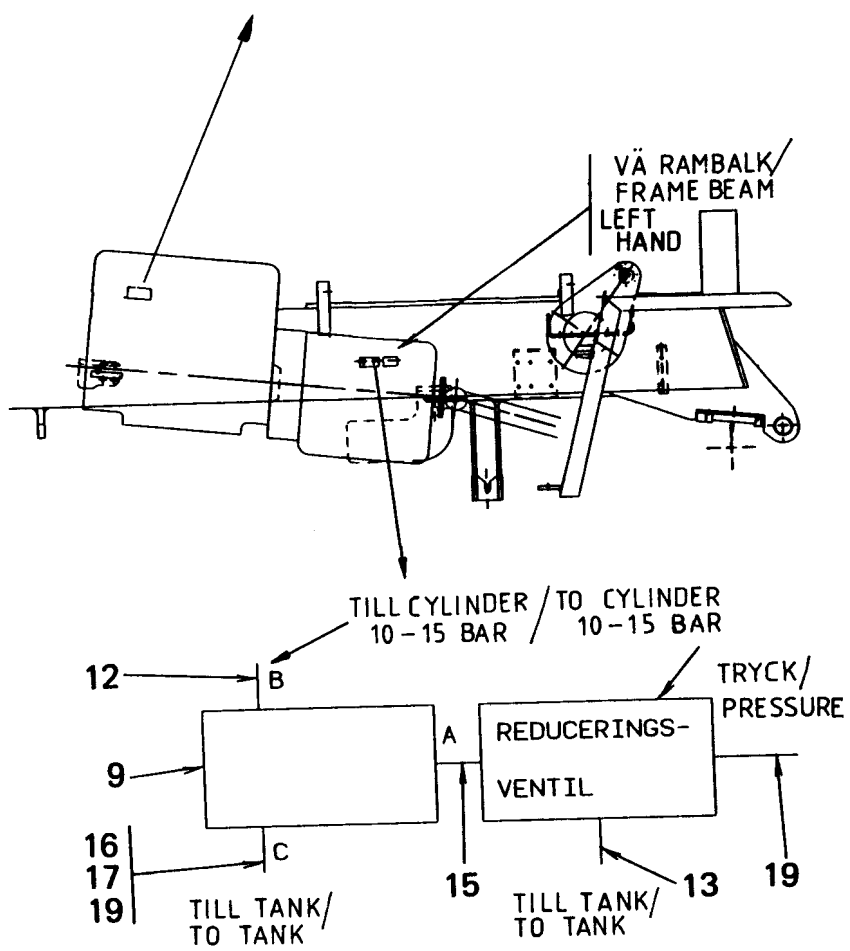
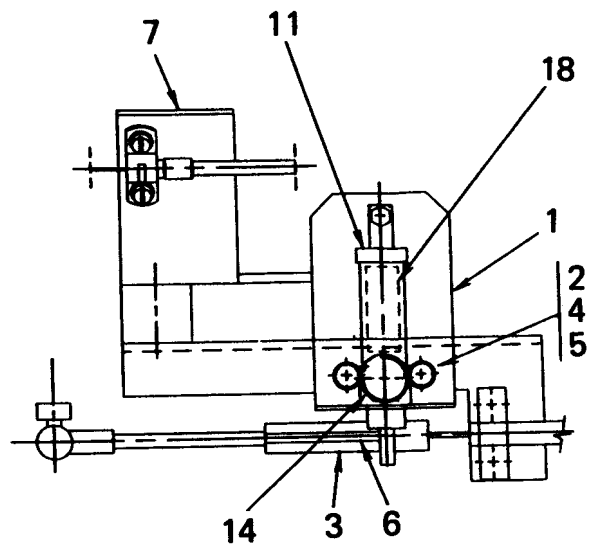
Reservdelar - Spare parts

90

37

0505

0505	Utgåva Issue		Bild nr Picture No		Montering kompressor förarstol 358123.0300		Mounting compressor driver's seat 358123.0300						
	Pos. Fig.	Antal/Quantity			Art nr Part No	Benämning	Description	Sats Kit	Anmärkning Notes				
0020	1	1			358123.0300	Kompressor	Compressor		DRAW.NO. KPL MED TRYCKVAKT, TRYCKKAMMARE OCH NIPPLAR / COMPL. WITH PRESSURE SWITCH, PRESSURE CHAMBER AND NIPPLES				
0040					923445.0002								
0060													
0080													
0100													
0120													
0140													
0160					1					923445.0006	•Kompressor	•Compressor	
0180					1					923110.0425	•Tryckvakt	•Pressure switch	
0200					1					923120.0757	•Luftfilter	•Air filter	
0220					2					3	922089.0004	skruv	screw
0240					3					3	920098.003	bricka	washer
0260	4	1	355452.0300	plåt	plate								
0280	5	2	920125.010	klammer	clamp								
0300	6	4	920099.026	skruv	screw								
0320	7	ERF	923632.0001	Nylonrör	Nylon hose								
0340	8		2	921383.0001	Skruv	Screw							
0360	9		1	A15098.0100	Skydd	Cover							
0380	10		6	920099.026	Skruv	Screw							
0400	11	6	80	Bricka	Washer								
0420	12	3	920076.002	Låsmutter	Lock nut								

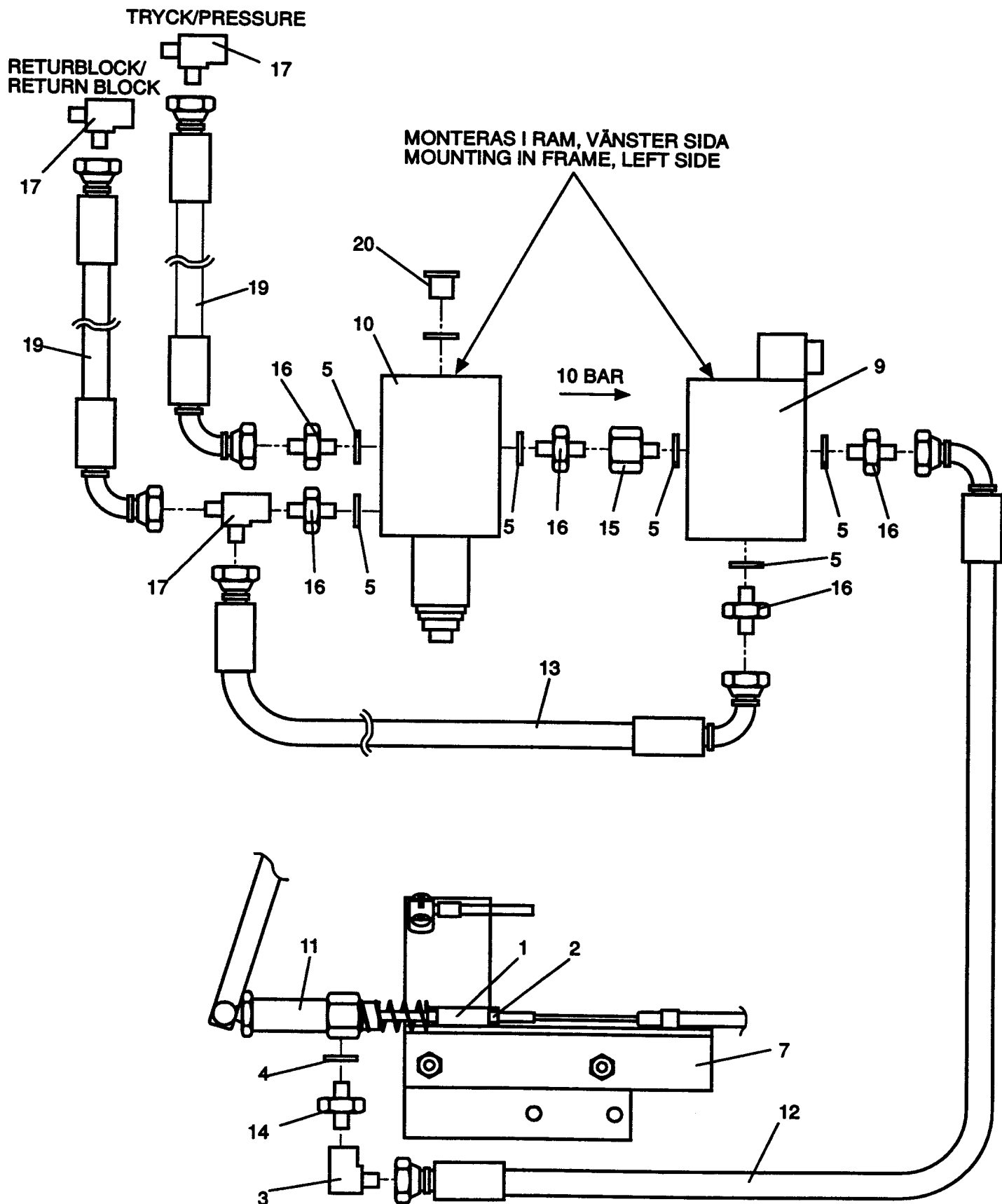


Reservdelar - Spare parts

90

39

0520	Utgåva Issue		Bild nr Picture No		Hastighetsregulator Volvo TD61AW 457810.0300		Speed control Volvo TD61AW 457810.0300	
	980615		16684					
Pos. Fig.	Antal/Quantity			Art nr Part No	Benämning	Description	Sats Kit	Anmärkning Notes
0020	0	-		457810.0300	Hastighetsregulator	Speed control		MOUNTING
0060	1	1		357073.0200	Fäste	Bracket		
0080	2	2		920099.024	Skruv	Screw		NOT USED
0100	3	1		922442.0034	Monteringssats	Mounting kit		
0120	4	6		98151	Bricka	Washer		
0140	5	2		3051	Mutter	Nut		
0160	6	1		404505.002	Plåt	Plate		
0180	7	1		457803.0300	Fäste	Bracket		
0200	8							
0220	9	1		922143.0017	Magnetventil	Magnetic valve		
0240	10	1		922363.0002	Reduceringsventil	Reducing valve		
0260	11	1		921885.0001	Cylinder	Cylinder		
0280	12	1		350235.009	Hydraulslang	Hydraulic hose		
0300	13	1		350235.043	Hydraulslang	Hydraulic hose		
0320	14	1		920101.007	Nippel	Nipple		
0340	15	1		920834.0010	Koppling	Fitting		
0360	16	5		3471	Koppling	Fitting		
0380	17	3		922124.0003	Koppling	Fitting		
0400	18	1		921477.0035	Tryckfjäder	Pressure spring		
0420	19	2		350235.002	Hydraulslang	Hydraulic hose		



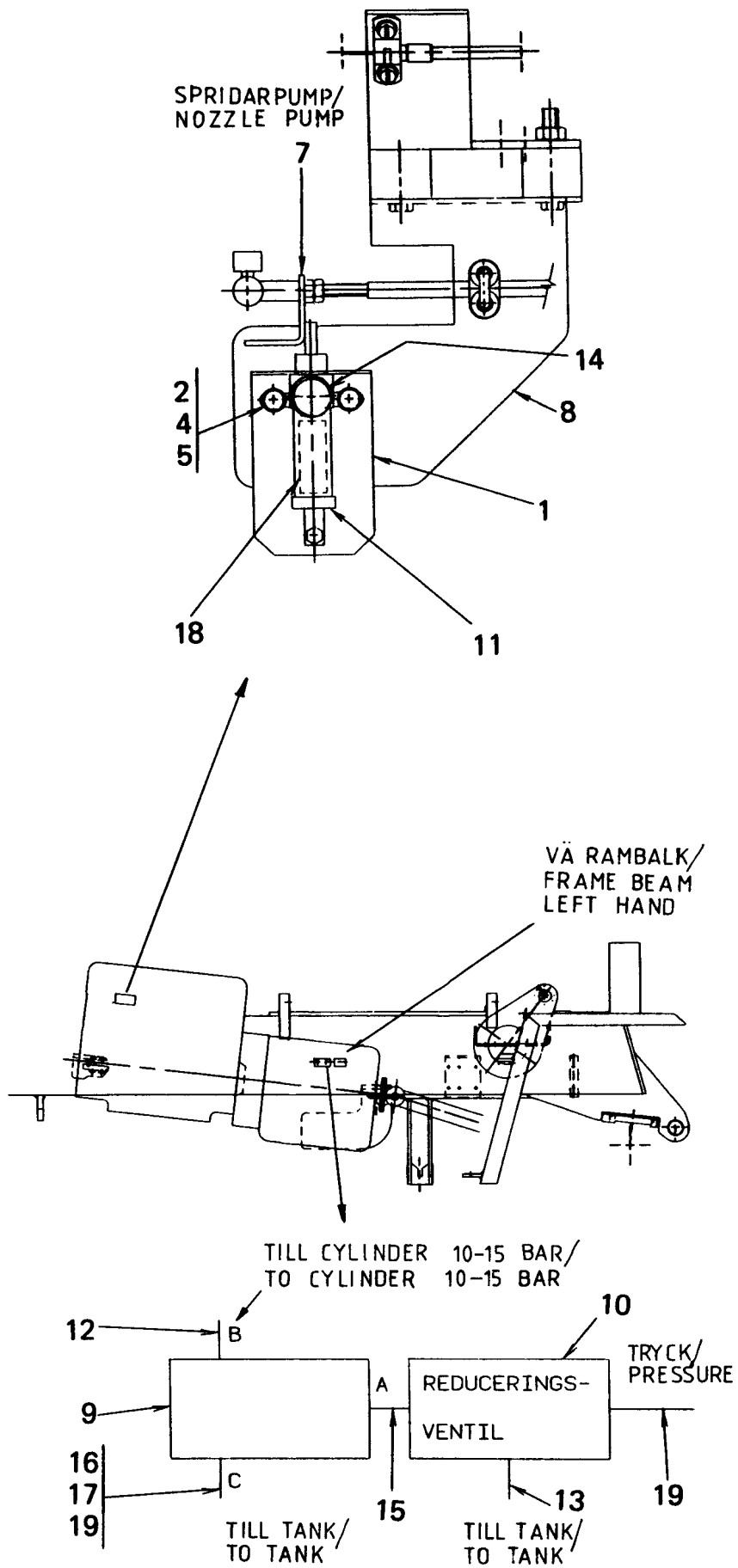
Reservdelar - Spare parts

90

41

0525

Utgåva Issue		Bild nr Picture No		Hastighetsregulator Volvo TD61AW 457810.0500		Speed control Volvo TD61AW 457810.0500		
980615		21338		457810.0500		457810.0500		
Pos. Fig.	Antal/Quantity			Art nr Part No	Benämning	Description	Sats Kit	Anmärkning Notes
0	-			457810.0500	Hastighetsregulator	Speed control		MOUNTING
1	1			A15340.0100	Hylsa	Sleeve		
2	2			3051	Mutter	Nut		
3	1			923542.0001	Koppling	Fitting		
4	1			921777.0001	Tredoring	Tredoring		NOT USED
5	7			5933	Tredoring	Tredoring		
6								
7	1			457803.0300	Fäste	Bracket		
8								NOT USED
9	1			922143.0017	Magnetventil	Magnetic valve		
10	1			922363.0013	Reduceringsventil	Reducing valve		
11	1			920588.0007	Tomgångscylinder	Idling cylinder		
	1			920588.0005	•Rep.sats	•Repair kit		NOT USED
12	1			350235.009	Hydraulslang	Hydraulic hose		
13	1			350235.043	Hydraulslang	Hydraulic hose		
14	1			920101.007	Nippel	Nipple		
15	1			920834.0010	Koppling	Fitting		NOT USED
16	5			3471	Koppling	Fitting		
17	3			922124.0003	Koppling	Fitting		
18								
19	2			350235.002	Hydraulslang	Hydraulic hose		NOT USED
20	1			920999.0013	Propp	Plug		

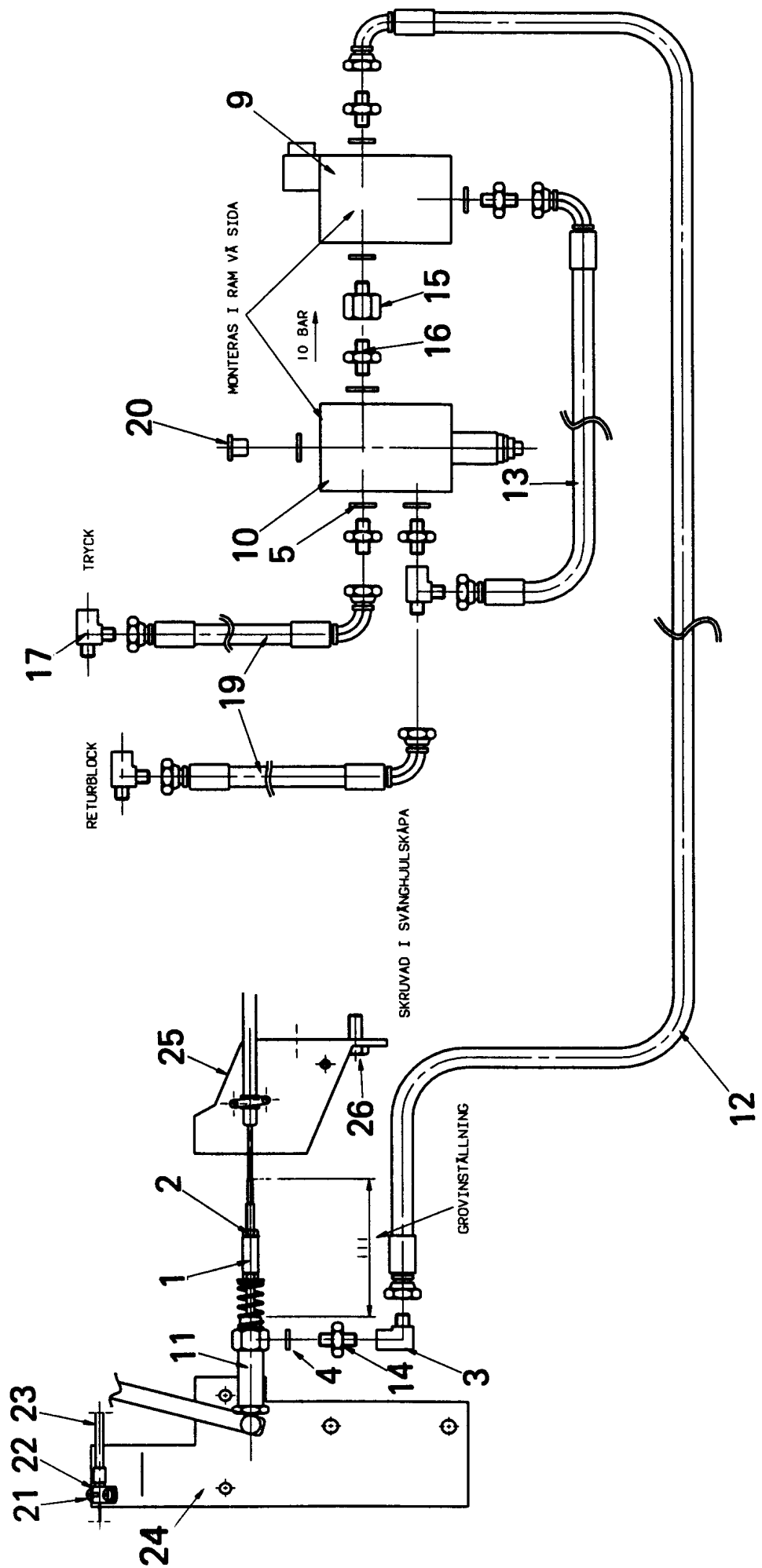


Reservdelar - Spare parts

90

43

0530	Utgåva Issue		Bild nr Picture No		Hastighetsregulator Volvo TD71AW 457810.0400		Speed control Volvo TD71AW 457810.0400	
	980615		16685					
Pos. Fig.	Antal/Quantity			Art nr Part No	Benämning	Description	Sats Kit	Anmärkning Notes
0020	0	-		457810.0400	Hastighetsregulator	Speed control		MOUNTING
0060	1	1		357073.0200	Fäste	Bracket		
0080	2	2		920099.024	Skruv	Screw		
0100	3							NOT USED
0120	4	6		98151	Bricka	Washer		
0140	5	2		3051	Mutter	Nut		
0160	6							NOT USED
0180	7	1		A09171.0200	Vinkel	Angle		
0200	8	1		A11142.0100	Fäste	Bracket		NOT USED
0220	9	1		922143.0017	Magnetventil	Magnetic valve		
0240	10	1		922363.0002	Reduceringsventil	Reducing valve		
0260	11	1		921885.0001	Cylinder	Cylinder		
0280	12	1		350235.009	Hydraulslang	Hydraulic hose		
0300	13	1		350235.043	Hydraulslang	Hydraulic hose		
0320	14	1		920101.007	Nippel	Nipple		
0340	15	1		920834.0010	Koppling	Fitting		
0360	16	5		3471	Koppling	Fitting		
0380	17	3		922124.0003	Koppling	Fitting		
0400	18	1		921477.0035	Tryckfjäder	Pressure spring		
0420	19	2		350235.002	Hydraulslang	Hydraulic hose		



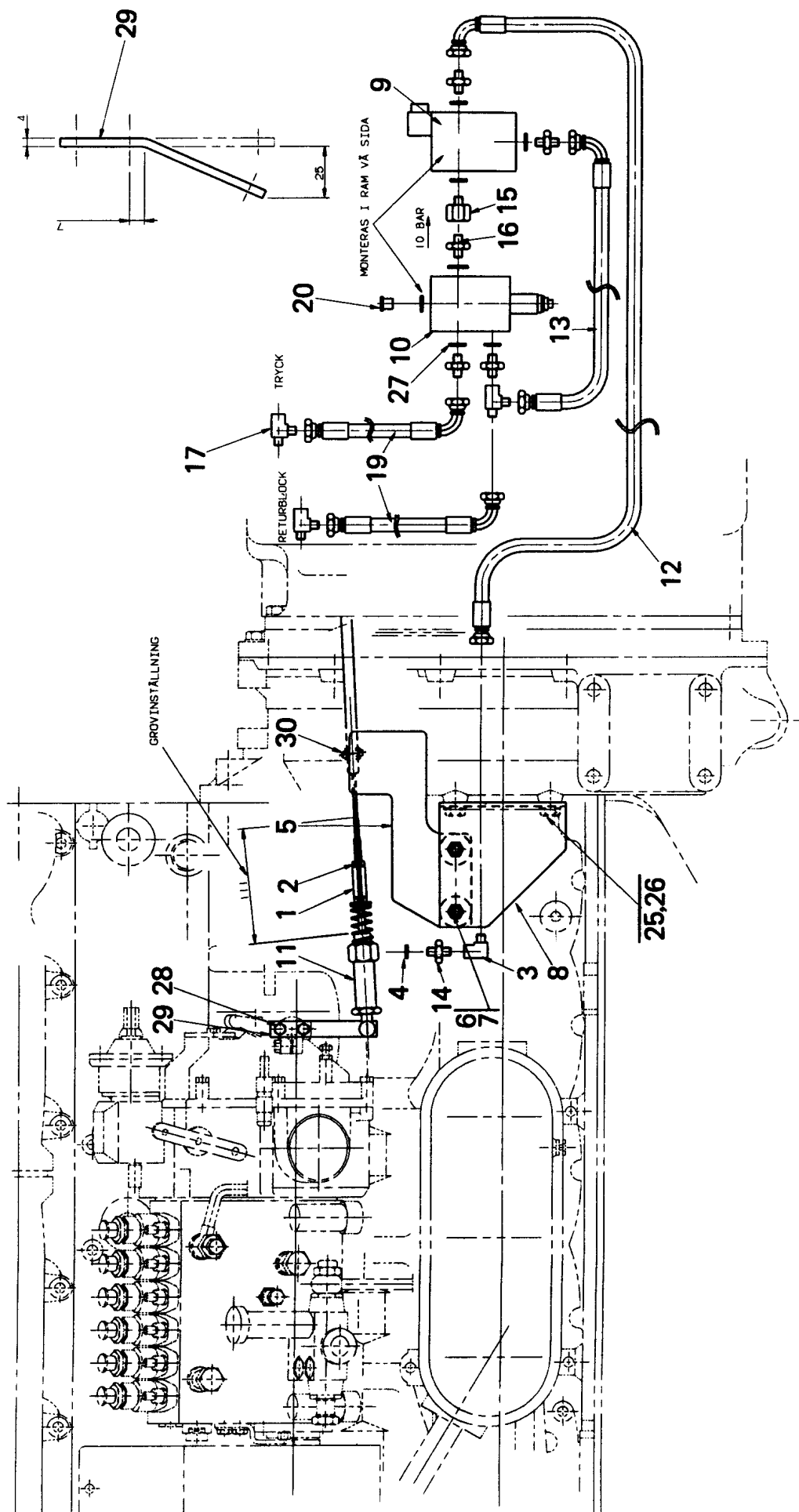
Reservdelar - Spare parts

90

45

0540

0540	Utgåva Issue		Bild nr Picture No		Hastighetsregulator Volvo TD71AW 457810.0600		Speed control Volvo TD71AW 457810.0600		
	980615	21339							
	Pos. Fig.	Antal/Quantity			Art nr Part No	Benämning	Description	Sats Kit	Anmärkning Notes
0020	0	-			457810.0600	Hastighetsregulator	Speed control		MOUNTING
0060	1	1			A15340.0100	Hylsa	Sleeve		
0080	2	2			3051	Mutter	Nut		
0100	3	1			923542.0001	Koppling	Fitting		
0120	4	1			921777.0001	Tredoring	Tredoring		
0140	5	7			5933	Tredoring	Tredoring		
0160	6								
0180	7								
0200	8								NOT USED
0220	9	1			922143.0017	Magnetventil	Magnetic valve		NOT USED
0240	10	1			922363.0013	Reduceringsventil	Reducing valve		NOT USED
0260	11	1			920588.0007	Tomgångscylinder	Idling cylinder		
0270		1			920588.0005	•Rep.sats	•Repair kit		
0280	12	1			350235.009	Hydraulslang	Hydraulic hose		
0300	13	1			350235.043	Hydraulslang	Hydraulic hose		
0320	14	1			920101.007	Nippel	Nipple		
0340	15	1			920834.0010	Koppling	Fitting		
0360	16	5			3471	Koppling	Fitting		
0380	17	3			922124.0003	Koppling	Fitting		
0400	18								NOT USED
0420	19	2			350235.002	Hydraulslang	Hydraulic hose		
0440	20	1			920999.0013	Propp	Plug		
0460	21	2			99024	Skruv	Screw		
0480	22	1			922575.0011	Klammer	Clamp		
0500	23	1			922442.0045	Reglagekabel	Control cable		
0520	24	1			357774.0100	Fäste	Bracket		
0540	25	1			357152.0200	Fäste	Bracket		
0560	26	2			922357.0028	Skruv	Screw		

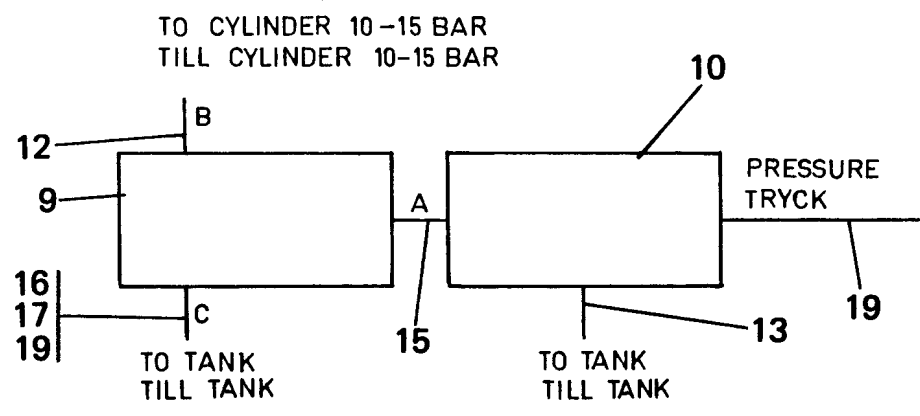
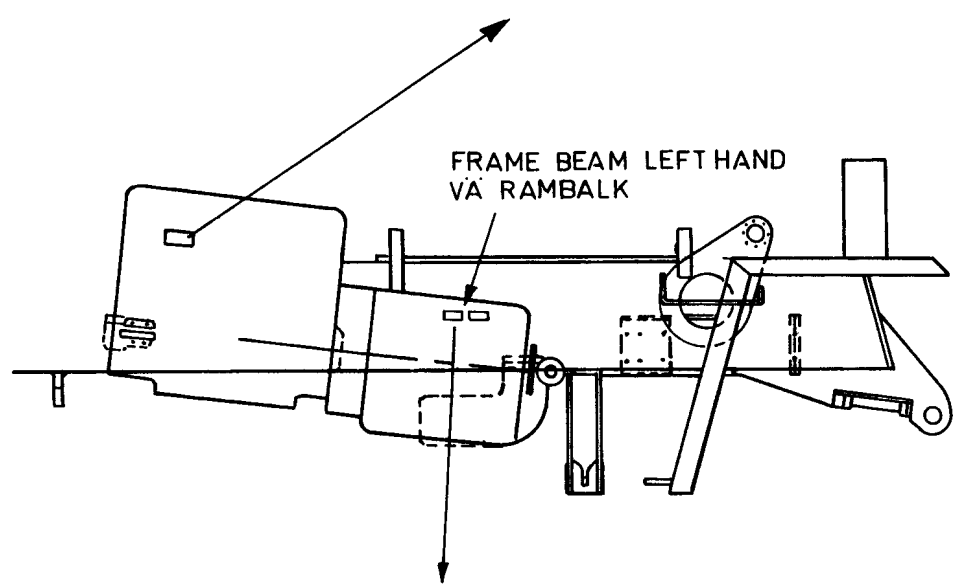
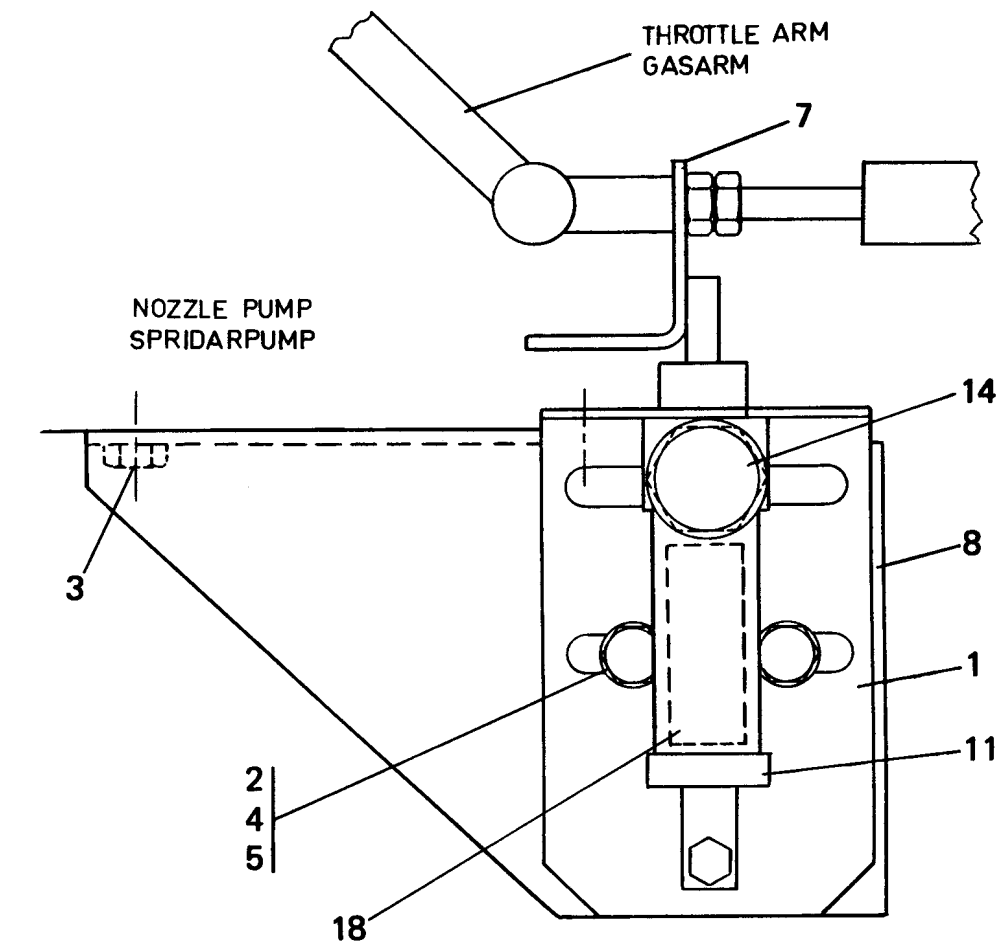


Reservdelar - Spare parts

90

47

0545	Utgåva Issue		Bild nr Picture No		Hastighetsregulator Volvo TWD730ME		Speed control Volvo TWD730ME		
	980615		21349		457810.0800		457810.0800		
	Pos. Fig.	Antal/Quantity			Art nr Part No	Benämning	Description	Sats Kit	Anmärkning Notes
0020	0	-			457810.0800	Hastighetsregulator	Speed control		MOUNTING
0060	1	1			A15340.0100	Hylsa	Sleeve		
0080	2	2			3051	Mutter	Nut		
0100	3	1			923542.0001	Koppling	Fitting		
0120	4	1			921777.0001	Tredoring	Tredoring		
0140	5	1			A11959.0200	Fäste	Bracket		
0160	6	4			920076.003	Låsmutter	Lock nut		
0180	7	2			923379.0001	Gummidämpare	Rubber cushion		
0200	8	1			A11960.0100	Fäste	Bracket		
0220	9	1			922143.0017	Magnetventil	Magnetic valve		
0240	10	1			922363.0013	Reduceringsventil	Reducing valve		NOT USED
0260	11	1			920588.0007	Tomgångscylinder	Idling cylinder		
0270		1			920588.0005	•Rep.sats	•Repair kit		
0280	12	1			350235.009	Hydraulslang	Hydraulic hose		
0300	13	1			350235.043	Hydraulslang	Hydraulic hose		
0320	14	1			920101.007	Nippel	Nipple		
0340	15	1			920834.0010	Koppling	Fitting		
0360	16	5			3471	Koppling	Fitting		
0380	17	3			922124.0003	Koppling	Fitting		
0400	18								
0420	19	2			350235.002	Hydraulslang	Hydraulic hose		NOT USED NOT USED NOT USED NOT USED
0440	20	1			920999.0013	Propp	Plug		
0460	21								
0480	22								
0500	23								
0520	24								
0540	25	2			98150	Bricka	Washer		
0560	26	2			920042.003	Skruv	Screw		
0580	27	7			5933	Tredoring	Tredoring		
0600	28	2			3062	Skruv	Screw		
0620	29	1			A11958.0100	Hävarm	Lever		
0640	30	1			922133.0003	Wirelås	Wire lock		



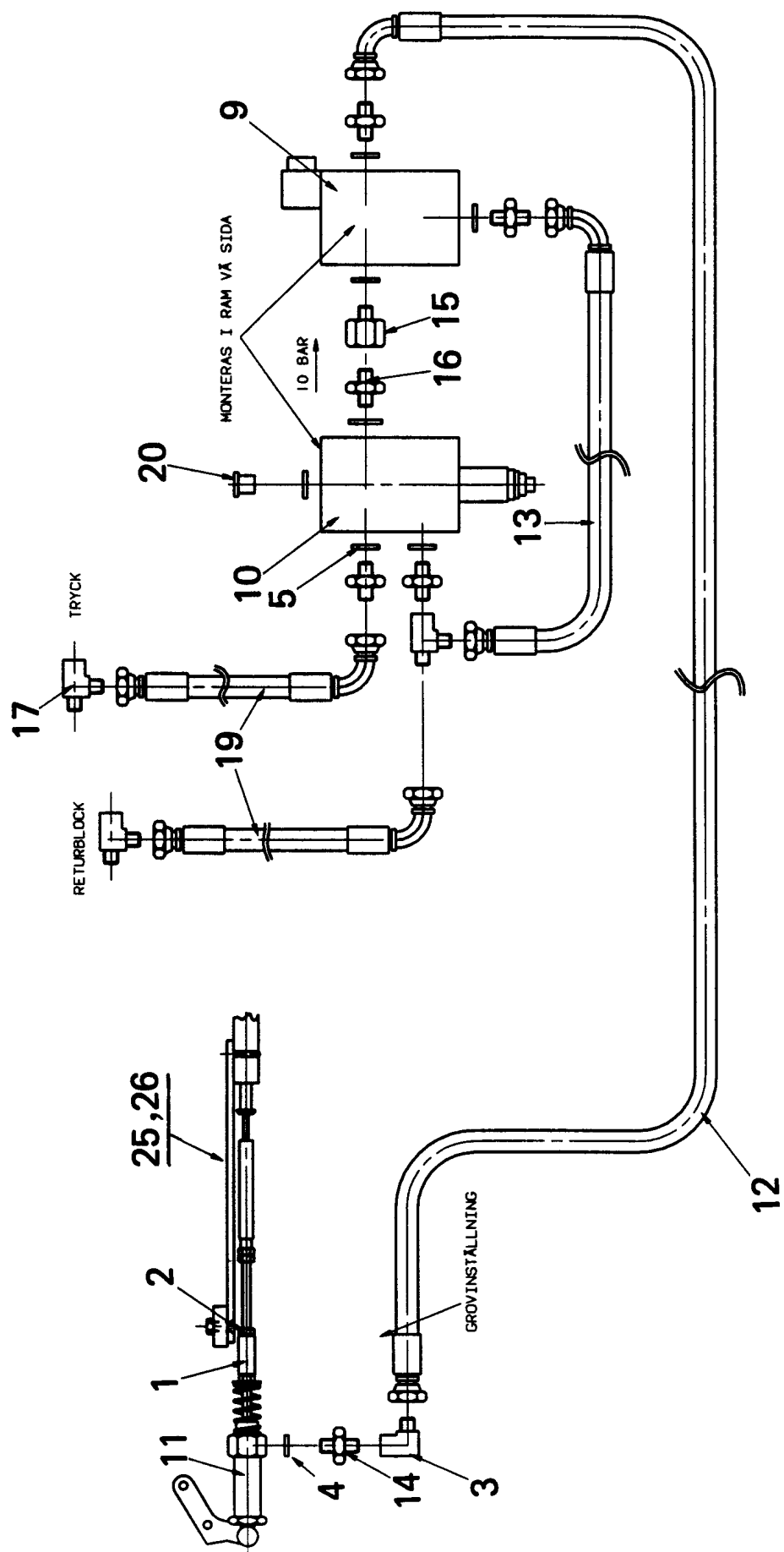
Reservdelar - Spare parts

90

49

0550

Utgåva Issue		Bild nr Picture No		Hastighetsregulator Perkins 1006.6 457810.0200		Speed control Perkins 1006.6 457810.0200		
Pos. Fig.	Antal/Quantity			Art nr Part No	Benämning	Description	Sats Kit	Anmärkning Notes
0	-			457810.0200	Hastighetsregulator	Speed control		MOUNTING
1	1			357073.0200	Fäste	Bracket		
2	2			920099.024	Skruv	Screw		
3	2			3062	Skruv	Screw		
4	6			98151	Bricka	Washer		
5	2			3051	Mutter	Nut		
6								NOT USED
7	1			A09171.0100	Vinkel	Angle		
8	1			A09170.0100	Cylindrfäste	Cylinder bracket		
9	1			922143.0017	Magnetventil	Magnetic valve		
10	1			922363.0002	Reduceringsventil	Reducing valve		
11	1			921885.0001	Cylinder	Cylinder		
12	1			350235.009	Hydraulslang	Hydraulic hose		
13	1			350235.043	Hydraulslang	Hydraulic hose		
14	1			920101.007	Nippel	Nipple		
15	1			920834.0010	Koppling	Fitting		
16	5			3471	Koppling	Fitting		
17	3			922124.0003	Koppling	Fitting		
18	1			921477.0035	Tryckfjäder	Pressure spring		
19	2			350235.002	Hydraulslang	Hydraulic hose		



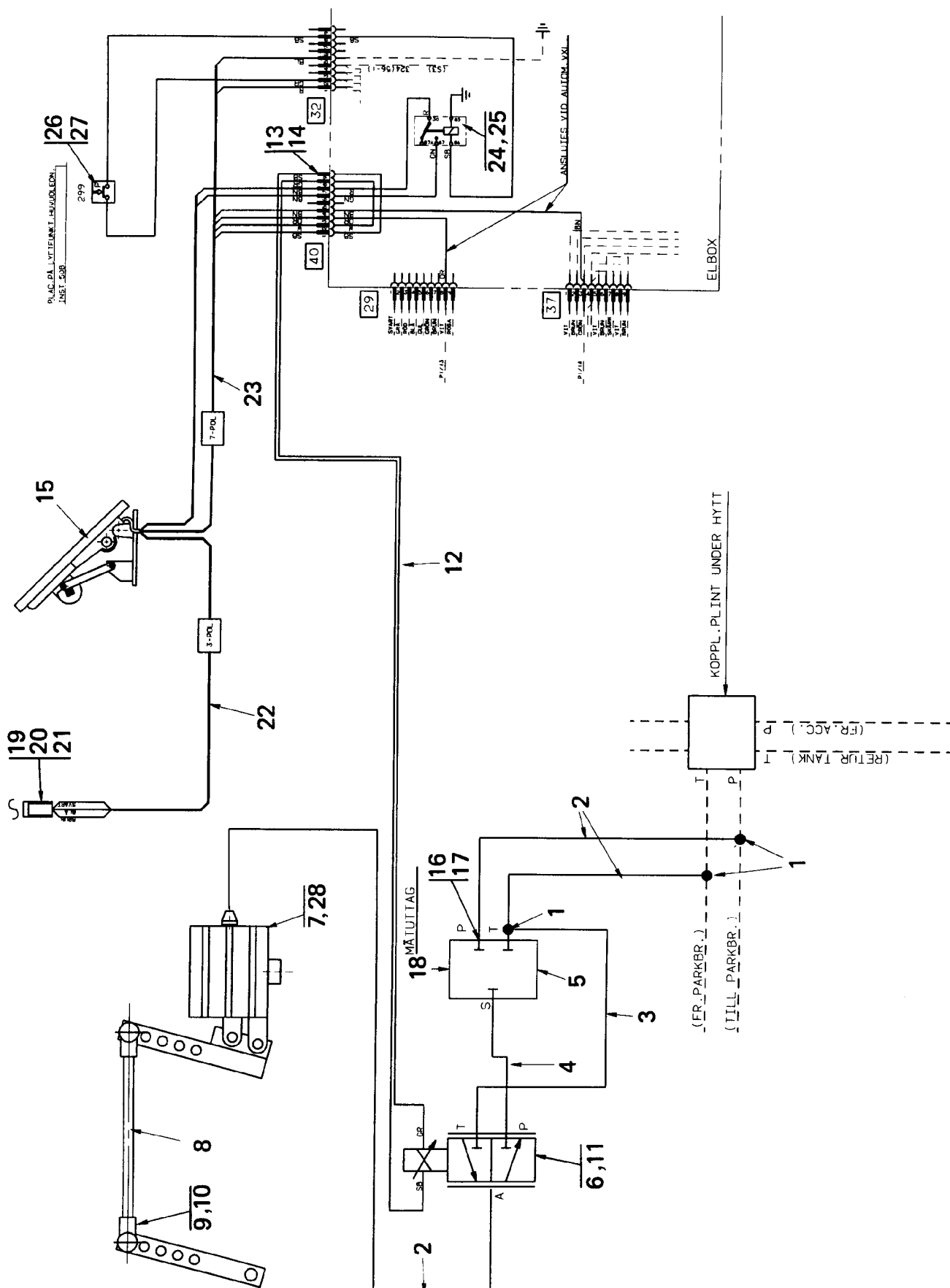
Reservdelar - Spare parts

90

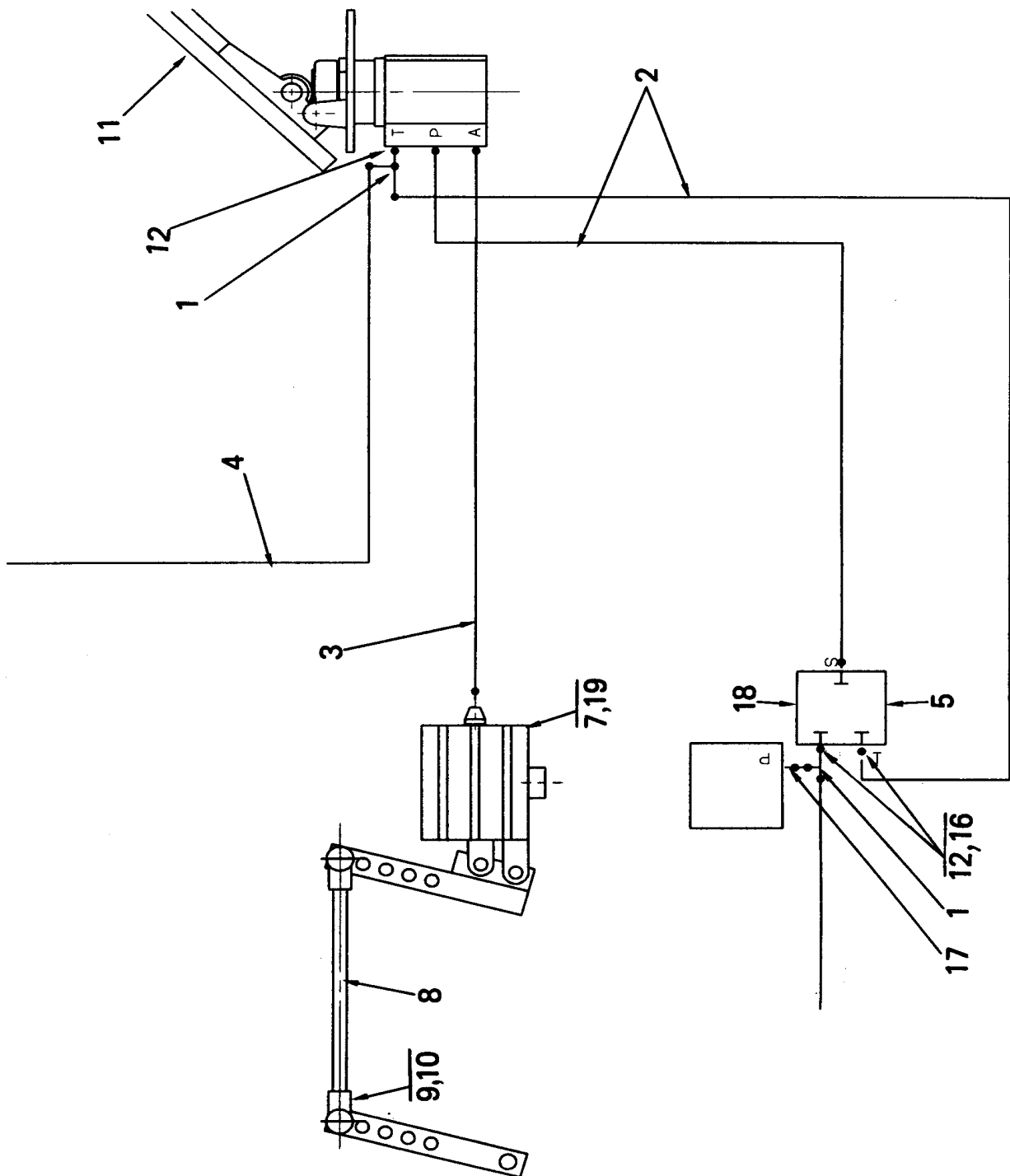
51

0570

0570	Utgåva Issue		Bild nr Picture No		Hastighetsregulator VBFS Perkins 1006.6 457810.0700		Speed control VBFS Perkins 1006.6 457810.0700		
	980615	21340							
	Pos. Fig.	Antal/Quantity			Art nr Part No	Benämning	Description	Sats Kit	Anmärkning Notes
0020	0	-			457810.0700	Hastighetsregulator	Speed control		MOUNTING
0060	1	1			A15340.0100	Hylsa	Sleeve		
0080	2	2			3051	Mutter	Nut		
0100	3	1			923542.0001	Koppling	Fitting		
0120	4	1			921777.0001	Tredoring	Tredoring		
0140	5	7			5933	Tredoring	Tredoring		
0160	6								
0180	7								
0200	8								
0220	9	1			922143.0017	Magnetventil	Magnetic valve		
0240	10	1			922363.0013	Reduceringsventil	Reducing valve		NOT USED NOT USED NOT USED
0260	11	1			920588.0007	Tomgångscylinder	Idling cylinder		
0270		1			920588.0005	•Rep.sats	•Repair kit		
0280	12	1			350235.009	Hydraulslang	Hydraulic hose		
0300	13	1			350235.043	Hydraulslang	Hydraulic hose		
0320	14	1			920101.007	Nippel	Nipple		
0340	15	1			920834.0010	Koppling	Fitting		
0360	16	5			3471	Koppling	Fitting		
0380	17	3			922124.0003	Koppling	Fitting		
0400	18								
0420	19	2			350235.002	Hydraulslang	Hydraulic hose		
0440	20	1			920999.0013	Propp	Plug		
0460	21								
0480	22								
0500	23								
0520	24								
0540	25	1			A04905.0100	Fäste	Bracket		
0560	26	1			A04905.0200	Fäste	Bracket		



0600	Utgåva Issue	Bild nr Picture No	Hastighetsbegränsare Clark 28000 A14521.0300		Speed limiter Clark 28000, A14521.0300			
	980615	23459						
	Pos. Fig.	Antal/Quantity		Art nr Part No	Benämning	Description	Sats Kit	Anmärkning Notes
0010		1			A14521.0300			DRAWING NO.
0020	1	3			922124.0003	Koppling	Fitting	
0040	2	3			350235.002	Hydraulslang	Hydraulic hose	
0060	3	1			350235.092	Hydraulslang	Hydraulic hose	
0080	4	1			350235.004	Hydraulslang	Hydraulic hose	
0100	5	1			922363.0013	Reduceringsventil	Reducing valve	
0120	6	1			921526.0009	Magnetventil	Magnetic valve	
0140	7	1			920589.0007	Slavcylinder	Slavecylinder	
0160	8	ERF			10132.004	Stång	Bar	
0180	9	1			922761.0003	Kulled	Ball joint	L=120
0200	10	2			3051	Mutter	Nut	
0220	11	1			A15820.0100	Fästplatta	Mounting plate	
0240	12	1			90907	Kabel	Cable	
0260	13	8			922202.0001	Stiftkontakt	Pin contact	
0280	14	1			922203.0001	Stiftblock	Pin block	
0300	15	1			923673.0006	Gaspedal	Foot throttle	
0320	16	8			5933	Tredoring	Tredoring	
0340	17	7			3471	Adapter	Adapter	
0360	18	1			920794.0002	Mätnippel	Test nipple	
0380	19	1			923405.0001	Givare	Sensor	
0400	20	1			A10906.0100	Hållare	Holder	
0420	21	2			A04024.0100	Klack	Lip	
0440	22	1			923673.0005	Kabelstam	Cable unit	
0460	23	1			923673.0004	Kabelstam	Cable unit	
0480	24	1			921830.0001	Minirelä	Mini relay	
0500	25	1			921831.0001	Minirelähållare	Mini relay holder	
0520	26	1			920596.0023	Tryckgivare	Sensor,pressure	
0540	27	1			408985.0100	Nippel	Nipple	
0560	28	1			A22548.0300	Fäste,slavcylinder	Bracket,slave cylinder	

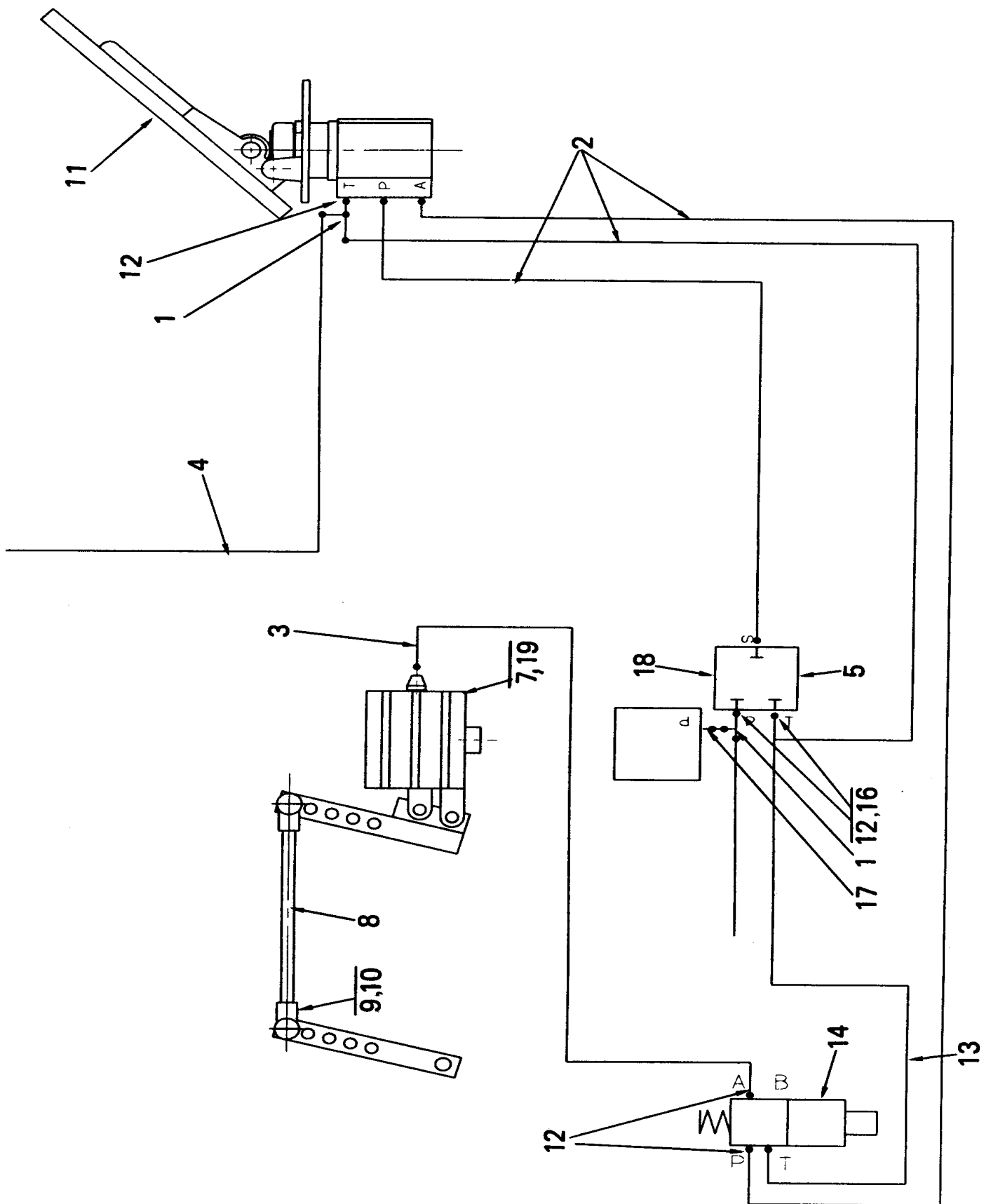


Reservdelar - Spare parts

90

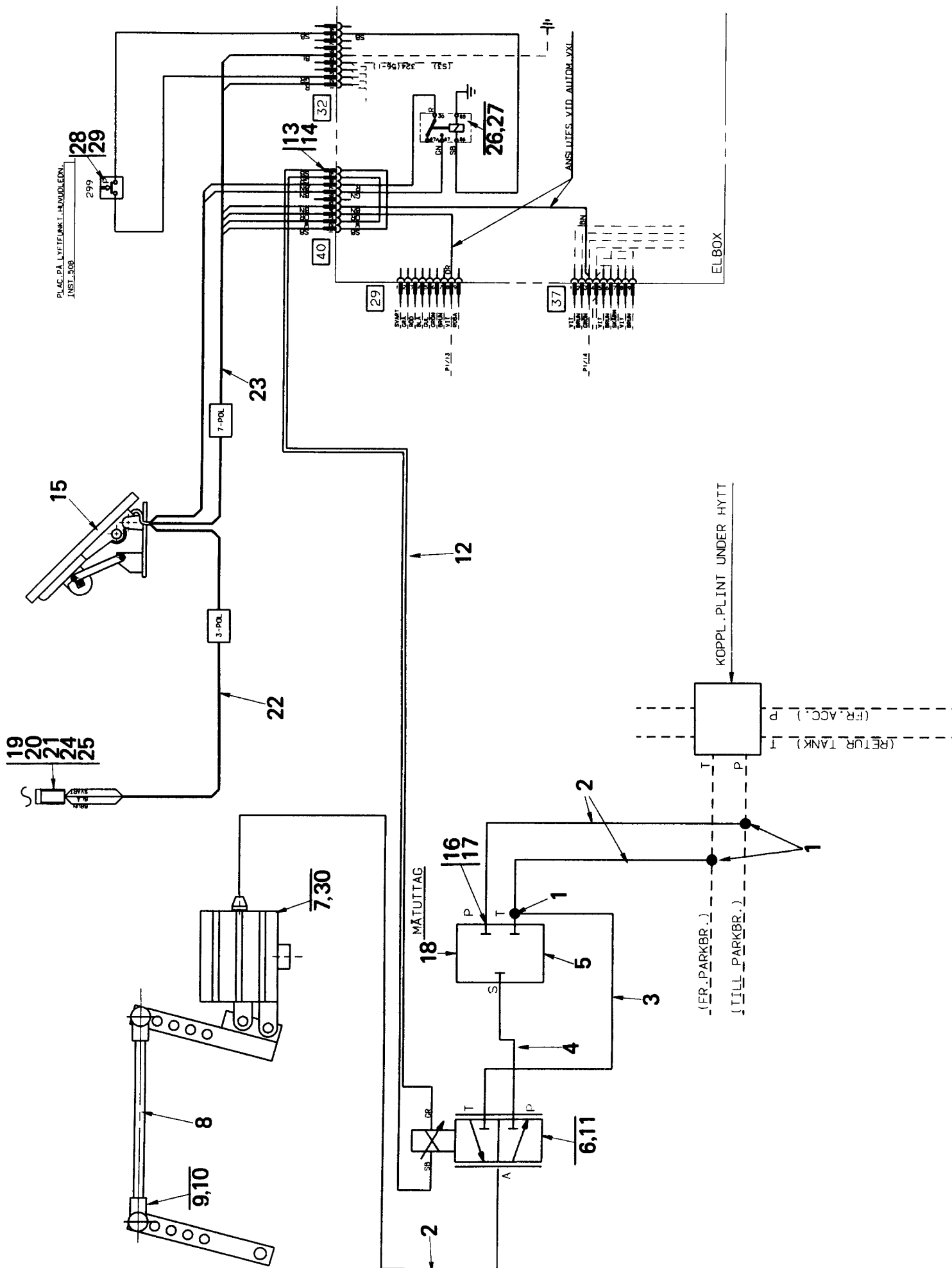
55

0605	Utgåva Issue		Bild nr Picture No		Hastighetsbegränsare Clark 28000 A14521.0500		Speed limiter Clark 28000, A14521.0500		
	980615		23407						
	Pos. Fig.	Antal/Quantity			Art nr Part No	Benämning	Description	Sats Kit	Anmärkning Notes
0010		1			A14521.0500				DRAWING NO.
0020	1	2			922124.0003	Koppling	Fitting		
0040	2	2			350235.004	Hydraulslang	Hydraulic hose		
0060	3	1			350235.087	Hydraulslang	Hydraulic hose		
0080	4	1			350235.075	Hydraulslang	Hydraulic hose		
0100	5	1			922363.0013	Reduceringsventil	Reducing valve		
0120	6								NOT USED
0140	7	1			920589.0007	Slavcylinder	Slavecylinder		
0160	8	ERF			10132.004	Stång	Bar		L=120
0180	9	1			922761.0003	Kulled	Ball joint		
0200	10	2			3051	Mutter	Nut		
0220	11	1			922463.0005	Gaspedal	Foot throttle		
0240	12	7			3471	Adapter	Adapter		
0260	13								NOT USED
0280	14								NOT USED
0300	15								NOT USED
0320	16	8			5933	Tredoring	Tredoring		
0340	17	1			920834.0010	Koppling	Fitting		
0360	18	1			920794.0002	Mät nipple	Test nipple		
0380	19	1			A22548.0300	Fäste,slavcylinder	Bracket,slave cylinder		



Reservdelar - Spare parts
90
57

0607	Utgåva Issue		Bild nr Picture No		Hastighetsbegränsare Clark 28000 med automat- växling, A14521.0600		Speed limiter, Clark 28000 with automatic controls		
	Pos. Fig.	Antal/Quantity			Art nr Part No	Benämning	Description	Sats Kit	Anmärkning Notes
0010		1			A14521.0600				DRAWING NO.
0020	1	3			922124.0003	Koppling	Fitting		
0040	2	3			350235.004	Hydraulslang	Hydraulic hose		
0060	3	1			350235.087	Hydraulslang	Hydraulic hose		NOT USED
0080	4	1			350235.075	Hydraulslang	Hydraulic hose		
0100	5	1			922363.0013	Reduceringsventil	Reducing valve		
0120	6								L=120
0140	7	1			920589.0007	Slavcylinder	Slavecylinder		
0160	8	ERF			10132.004	Stång	Bar		
0180	9	1			922761.0003	Kulled	Ball joint		NOT USED
0200	10	2			3051	Mutter	Nut		
0220	11	1			922463.0005	Gaspedal	Foot throttle		
0240	12	9			3471	Adapter	Adapter		NOT USED
0260	13	1			350235.043	Hydraulslang	Hydraulic hose		
0280	14	1			921526.0008	Magnetventil	Magnetic valve		
0300	15								
0320	16	11			5933	Tredoring	Tredoring		
0340	17	1			920834.0010	Koppling	Fitting		
0360	18	1			920794.0002	Mät nipple	Test nipple		
0380	19	1			A22548.0300	Fäste,slavcylinder	Bracket,slave cylinder		

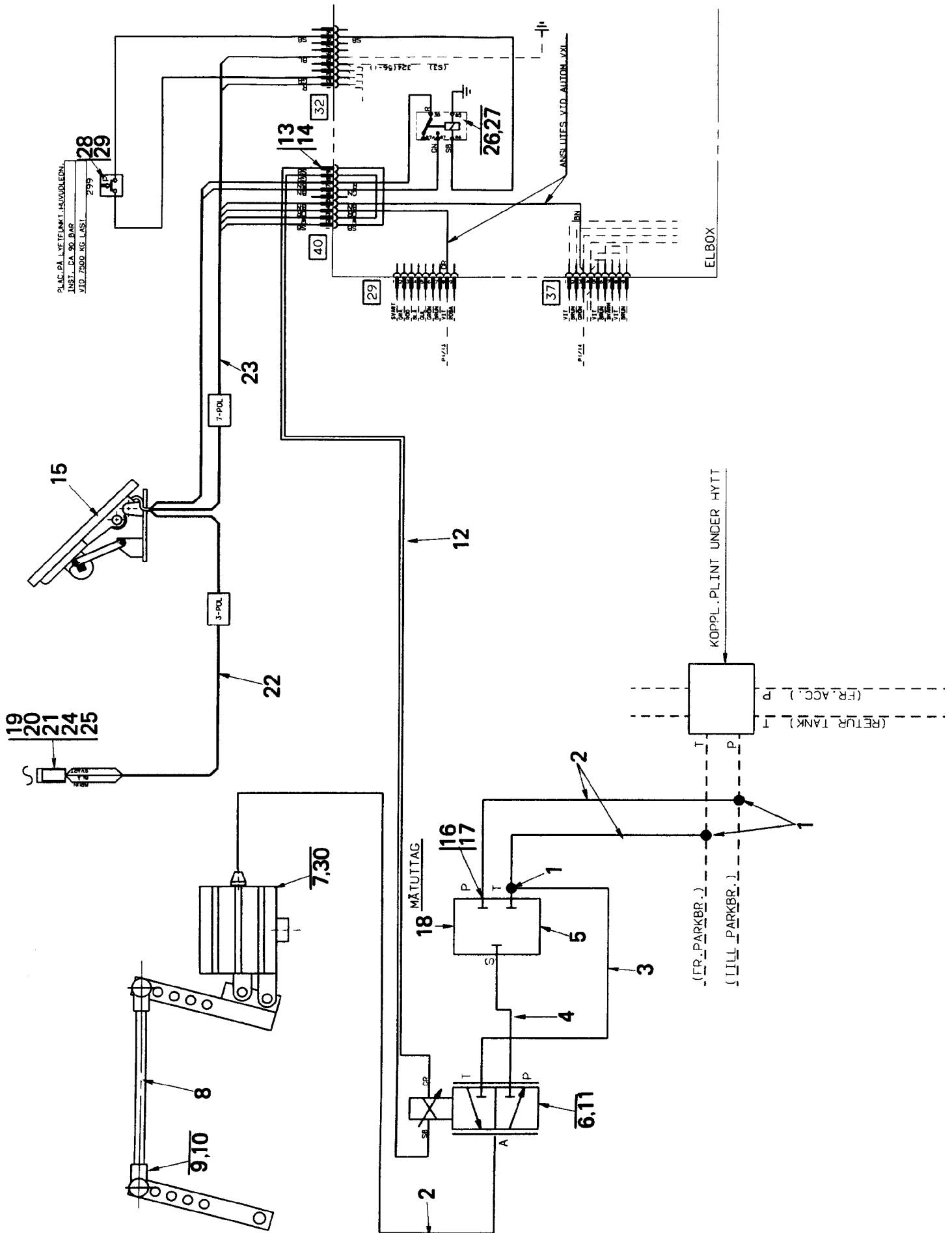


Reservdelar - Spare parts

90

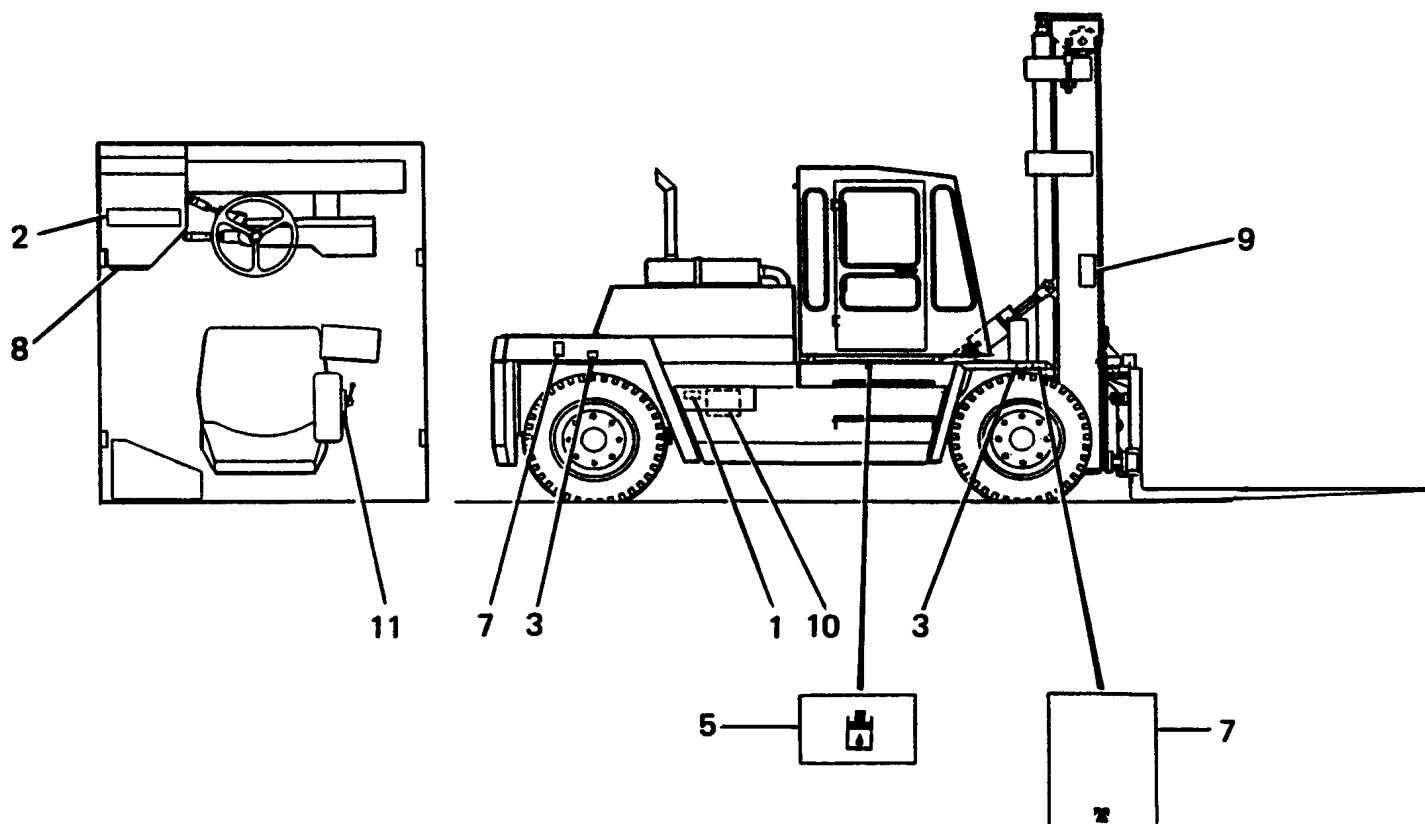
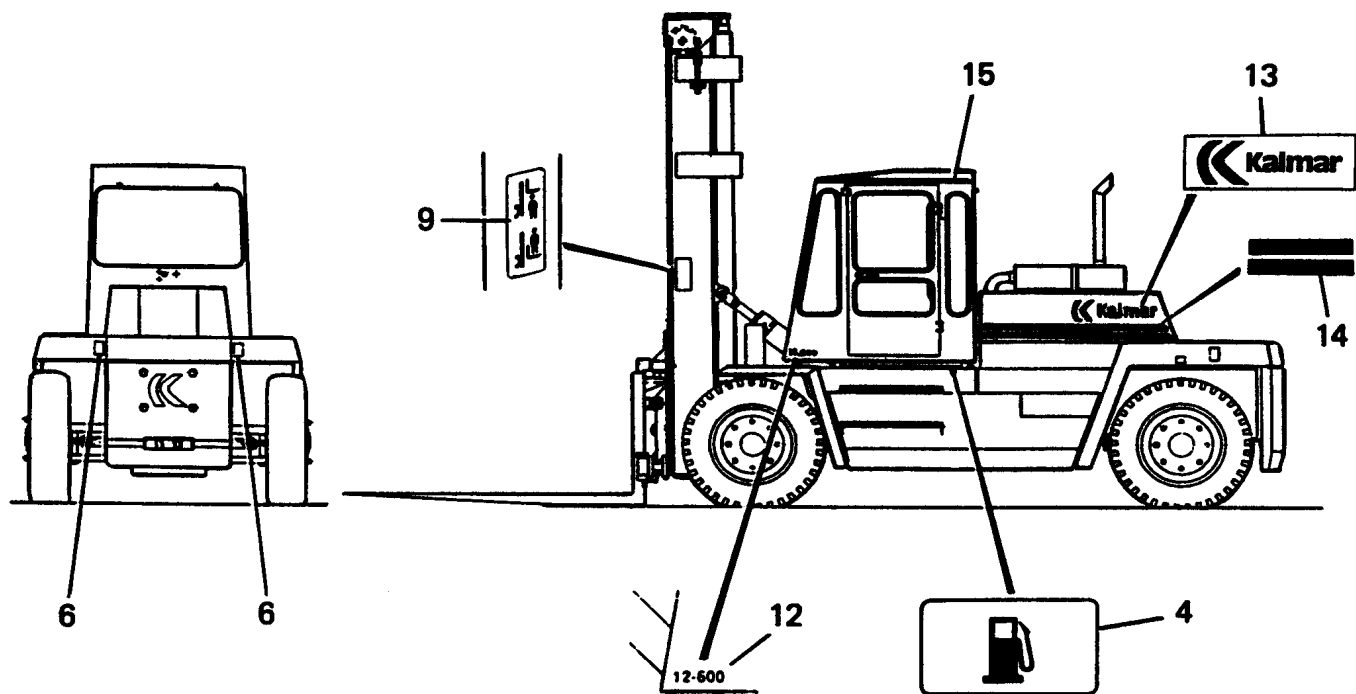
59

0610	Utgåva Issue		Bild nr Picture No		Hastighetsbegränsare Clark 18000 A14521.0400		Speed limiter Clark 18000, A14521.0400		
	Pos. Fig.	Antal/Quantity			Art nr Part No	Benämning	Description	Sats Kit	Anmärkning Notes
0010		1			A14521.0400				DRAWING NO.



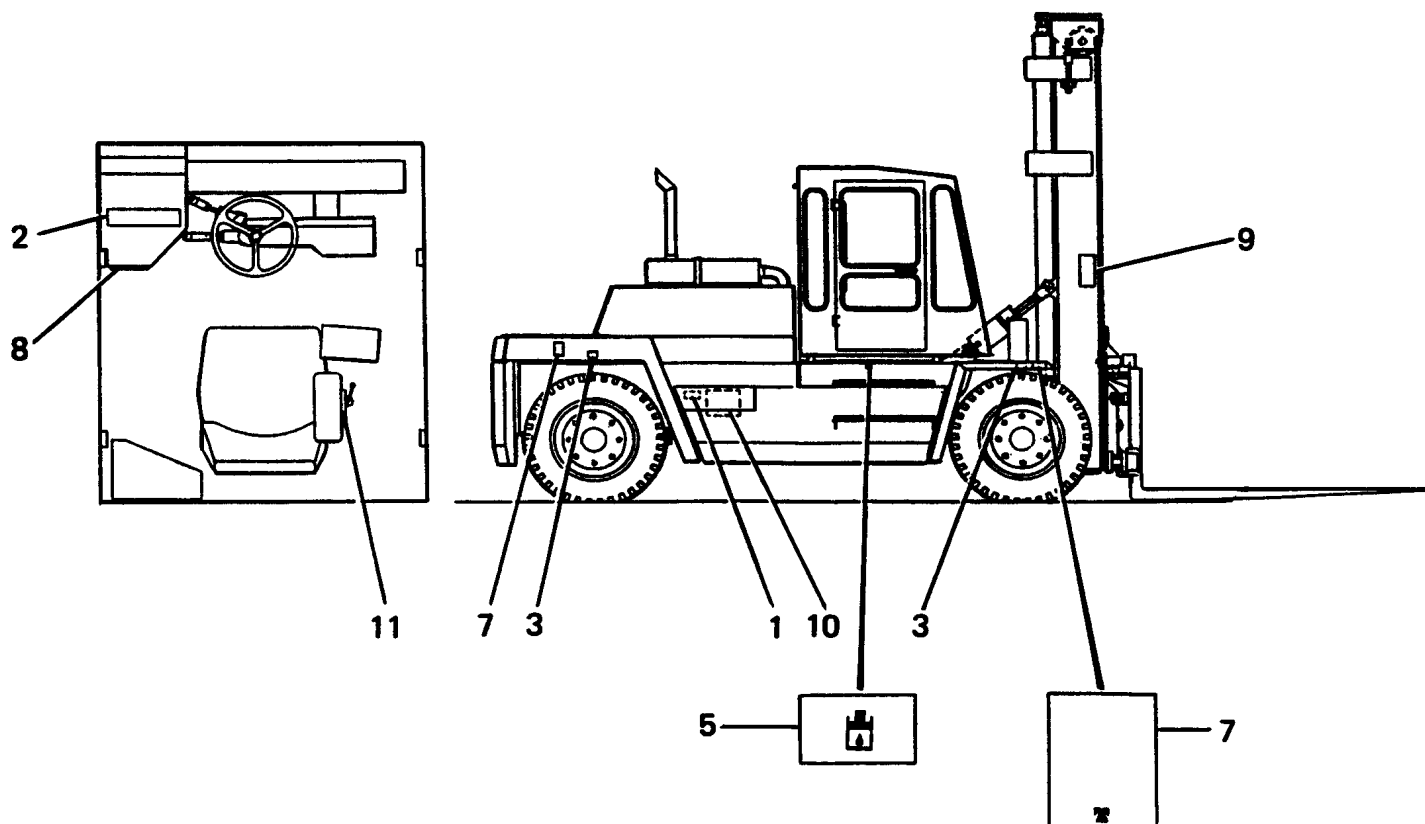
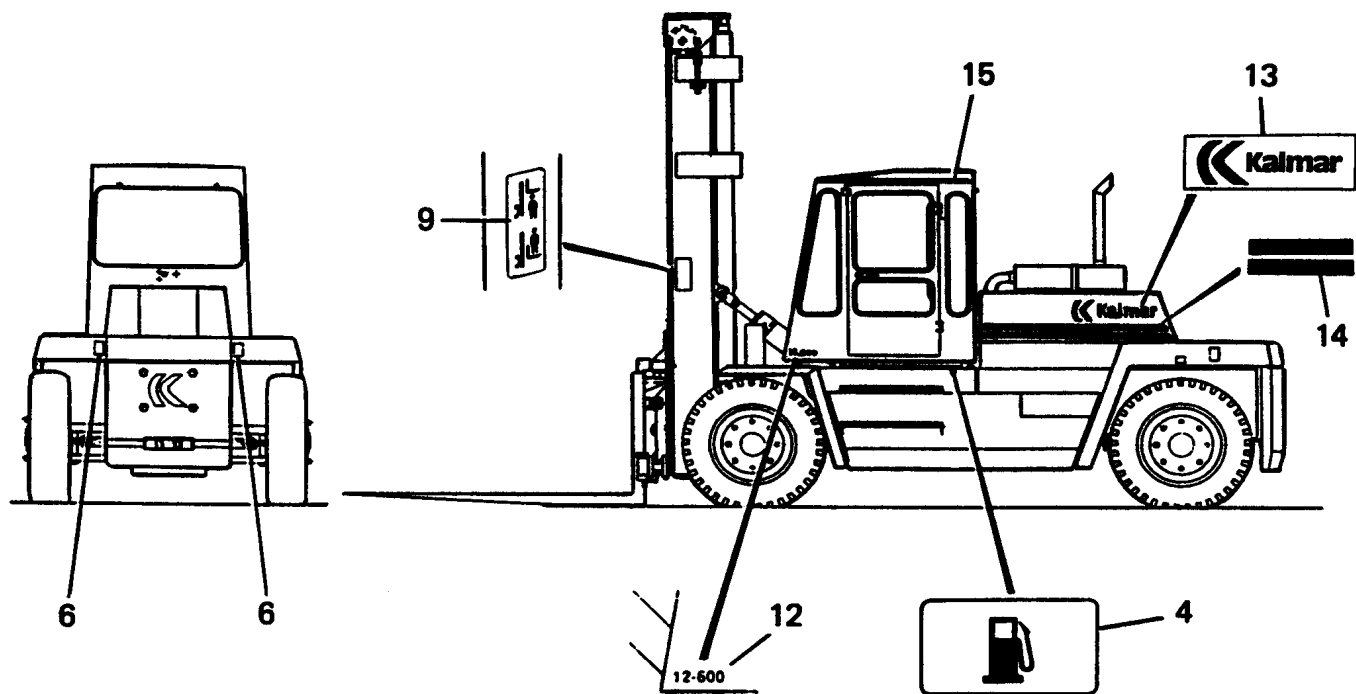
Reservdelar - Spare parts

0620	Utgåva Issue 980615		Bild nr Picture No 21346		Hastighetsbegränsare Clark 18000 A14521.0700		Speed limiter Clark 18000, A14521.0700		
	Pos. Fig.	Antal/Quantity			Art nr Part No	Benämning	Description	Sats Kit	Anmärkning Notes
0010		1			A14521.0700				DRAWING NO.
0020	1	3			922124.0003	Koppling	Fitting		
0040	2	3			350235.002	Hydraulslang	Hydraulic hose		
0060	3	1			350235.092	Hydraulslang	Hydraulic hose		
0080	4	1			350235.004	Hydraulslang	Hydraulic hose		
0100	5	1			922363.0013	Reduceringsventil	Reducing valve		
0120	6	1			921526.0009	Magnetventil	Magnetic valve		
0140	7	1			920589.0007	Slavcylinder	Slavecylinder		
0160	8	ERF			10132.004	Stång	Bar		L=120
0180	9	1			922761.0003	Kulled	Ball joint		
0200	10	2			3051	Mutter	Nut		
0220	11	1			A15820.0100	Fästplatta	Mounting plate		
0240	12	1			90907	Kabel	Cable		
0260	13	8			922202.0001	Stiftkontakt	Pin contact		
0280	14	1			922203.0001	Stiftblock	Pin block		
0300	15	1			923673.0006	Gaspedal	Foot throttle		
0320	16	8			5933	Tredoring	Tredoring		
0340	17	7			3471	Adapter	Adapter		
0360	18	1			920794.0002	Mätnippel	Test nipple		
0380	19	1			923364.0001	Givare	Sensor		
0400	20	1			356382.0300	Hållare	Holder		
0420	21	2			456315.0100	Klack	Lip		
0440	22	1			923673.0005	Kabelstam	Cable unit		
0460	23	1			923673.0004	Kabelstam	Cable unit		
0470	24	2			920913.0010	Distanshylsa	Spacer sleeve		
0475	25	2			2696	Skruv	Screw		
0480	26	1			921830.0001	Minirelä	Mini relay		
0500	27	1			921831.0001	Minirelåhållare	Mini relay holder		
0520	28	1			920596.0035	Tryckgivare	Sensor,pressure		
0540	29	1			408985.2200	Nippel	Nipple		
0560	30	1			A22548.0200	Fäste	Bracket		



Reservdelar - Spare parts

0650	Utgåva Issue		Bild nr Picture No		Dekaler och skyltar		Decals and signs			
	980615		16643							
	Pos. Fig.	Antal/Quantity			Art nr Part No	Benämning	Description	Sats Kit	Anmärkning Notes	
0020	1				307900.0100	Skylt	Sign		CAB TILTING SWEDISH	
0040					307900.0200	Skylt	Sign		CAB TILTING ENGLISH	
0060					307900.0600	Skylt	Sign		CAB TILTING GERMAN	
0080					307900.0400	Skylt	Sign		CAB TILTING FRENCH	
0100	2				307900.0500	Skylt	Sign		CAB TILTING FINNISH	
0120		3				A26938.0100	Dekal	Sticker	HOPPA EJ/DONÔT JUMP	
0220						A32049.0300	Skylt	Sign	AIR PRESSURE	
0230									7,0KP/CM2	
0240					A32049.0500	Skylt	Sign	AIR PRESSURE		
0250									8,0KP/CM2	
0260					A32049.0700	Skylt	Sign	AIR PRESSURE		
0270								9,0KP/CM2		
0280					A32049.0100	Skylt	Sign	BLACK/AIR PRESSURE		
0290	4								10,0KP/CM2	
0300		5				450202.0100	Skylt	Sign	SYMBOL DIESEL	
0320						450203.0100	Skylt	Sign	HYDRAULIC OIL	
0340			6				408341.0100	Reflex	Reflex	RED
0360	7						420973.0100	Reflex	Reflex	ORANGE
0380		8					228025.0100	Skylt	Sign	IDENTITY,CAPACITY,
0390										EG-SIGN,SWEDISH
0400						228025.0200	Skylt	Sign	IDENTITY,CAPACITY,	
0410								EG-SIGN,ENGLISH		
0420					228025.0300	Skylt	Sign	IDENTITY,CAPACITY,		
0430								EG-SIGN,GERMAN		
0440					228025.0400	Skylt	Sign	IDENTITY,CAPACITY,		
0450								EG-SIGN,FRENCH		
0460					228859.0100	Skylt	Sign	IDENTITY,CAPACITY,		
0470								NOT EG-SIGN,ENGLISH		
0480					228859.0200	Skylt	Sign	IDENTITY,CAPACITY,		
0490								NOT EG-SIGN,GERMAN		
0500					228859.0300	Skylt	Sign	IDENTITY,CAPACITY,		
0510								NOT EG-SIGN,FRENCH		
0520		9				A30771.0100	Skylt	Sign	SYMBOL GÅ EJ UNDER/	
0530									DON'T WALK UNDER	
0540	10					A18259.0100	Skylt	Sign	HYDRAULIC	
0560			11				426384.0100	Skylt	Sign	PARKING BRAKE
0580		12					923479.0002	Dekal	Sticker	DC 9/600 H35
0590										SVART/BLACK
0600						923479.0003	Dekal	Sticker	DC 10/600 H35	
0610								SVART/BLACK		
0620					923479.0004	Dekal	Sticker	DC 12/600 H35		
0630								SVART/BLACK		
0640					923479.0008	Dekal	Sticker	DC 12/1200 H35		
0650								SVART/BLACK		
0660					923479.0005	Dekal	Sticker	DC 13,6/600 H35		
0670								SVART/BLACK		
0680					923479.0006	Dekal	Sticker	DC 13,6EC3 H35		
0690								SVART/BLACK		
0700					923479.0007	Dekal	Sticker	DC 13,6EC4 H35		
0710								SVART/BLACK		
0720					923479.0009	Dekal	Sticker	DC 15/1200 H35		
0730								SVART/BLACK		
0740					923479.0010	Dekal	Sticker	DC 16/600 H35		
0750								SVART/BLACK		
0760					923479.0011	Dekal	Sticker	DC 16/900 H35		
0770								SVART/BLACK		
0780					923479.0012	Dekal	Sticker	DC 16/1200 H35		
0790								SVART/BLACK		
0800					923479.0013	Dekal	Sticker	DC 16EC5 H35		
0810								SVART/BLACK		
0820	13				923470.0002	Dekal	Sticker	K KALMAR H180		



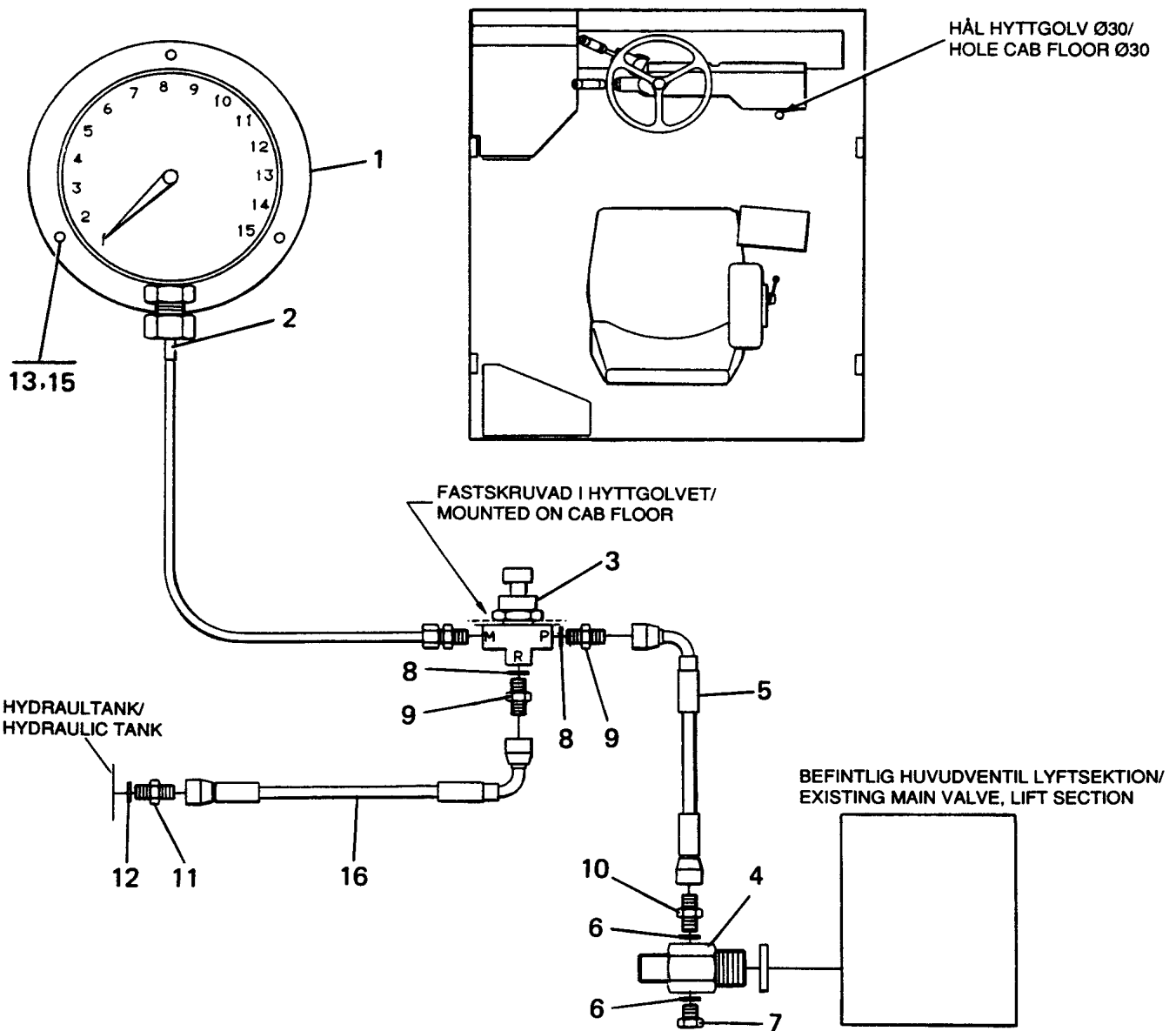
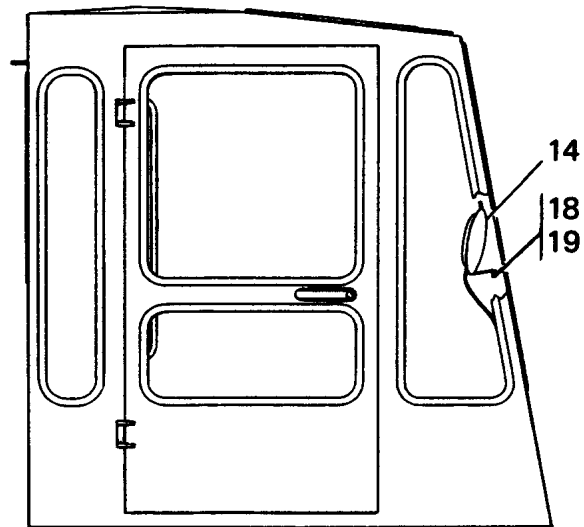


DC 9-16

Reservdelar - Spare parts

0650

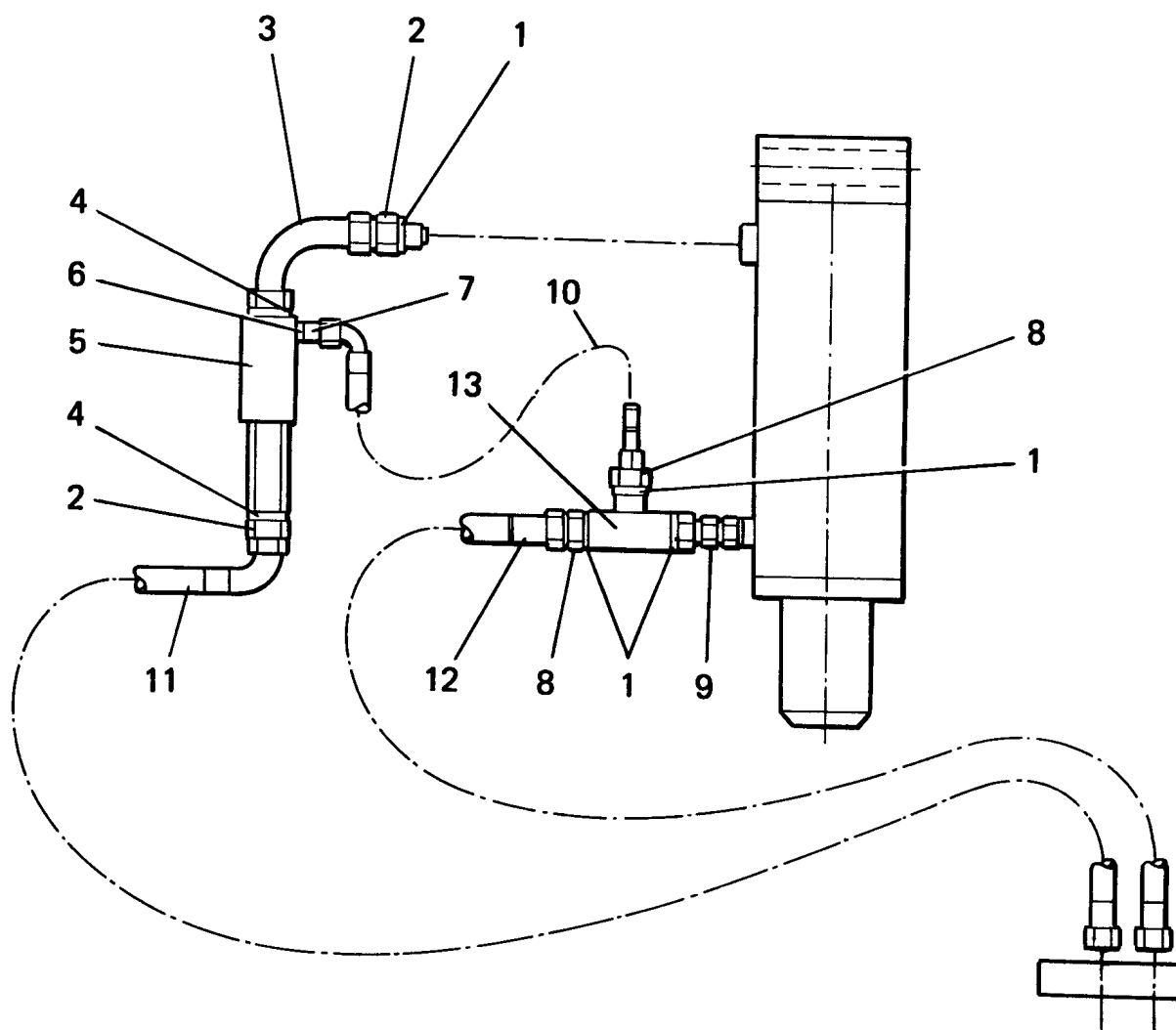
Utgåva Issue		Bild nr Picture No		Dekaler och skyltar		Decals and signs		
980615		16643						
Pos. Fig.	Antal/Quantity			Art nr Part No	Benämning	Description	Sats Kit	Anmärkning Notes
14				921051.0005 921051.0007	Band Band	Band Band		SVART/BLACK RÖD/RED H133 LJUSGRÅ/PALE GREY H160 RÖD/RED H40
15				921051.0003	Band	Band		



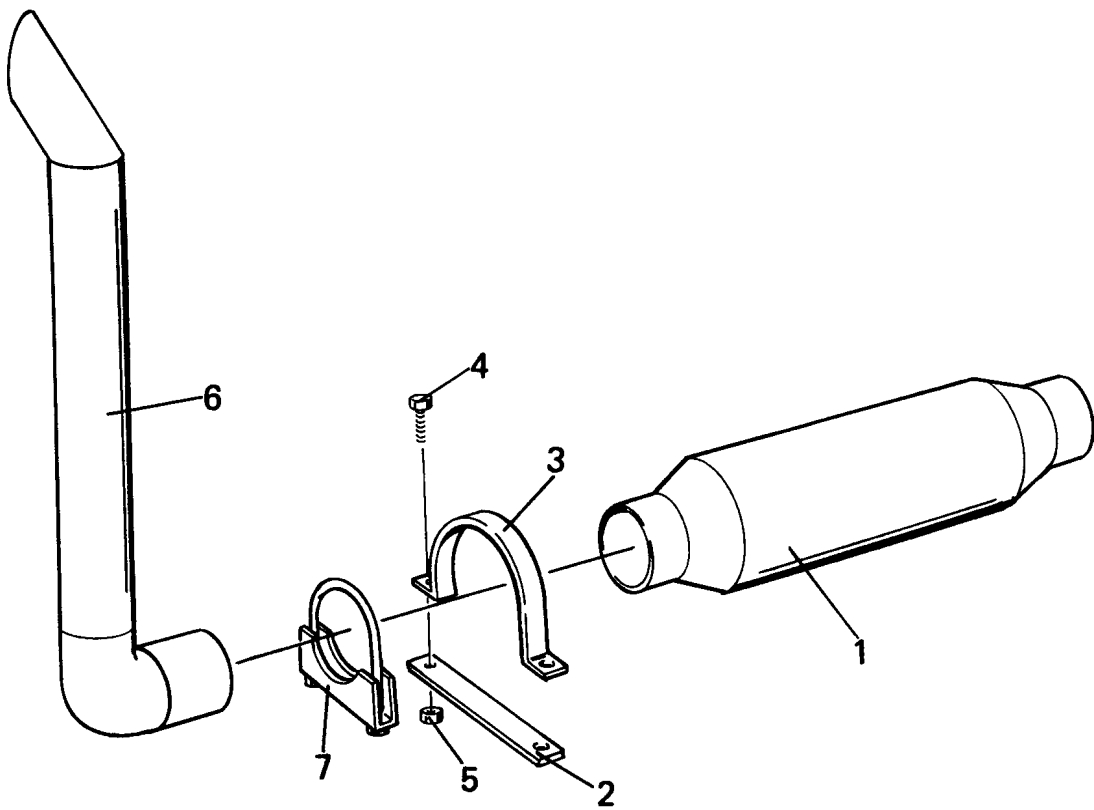
Reservdelar - Spare parts

0700

0700	Utgåva Issue		Bild nr Picture No		Hydraulisk lastindikering 453124.xxxx		Hydraulic load indicator 453124.xxxx		
	980615		16644						
	Pos. Fig.	Antal/Quantity			Art nr Part No	Benämning	Description	Sats Kit	Anmärkning Notes
0020	1	1			453124.3100	Lastindikator	Load indicator		KPL,0-9/15T, 9/600
0040									CYL. Ø100
0060		1			453124.3200	Lastindikator	Load indicator		KPL,0-10/15T, 10/600
0080									CYL. Ø100
0100		1			453124.3000	Lastindikator	Load indicator		KPL,0-12/15T, 12/600
0120									CYL. Ø100
0140		1			453124.3400	Lastindikator	Load indicator		KPL,0-13,6/20T,
0160									13,6/600,CYL. Ø110
0180		1			453124.3300	Lastindikator	Load indicator		KPL,0-12/15T, 12/1200
0200									CYL. Ø125
0220		1			453124.3500	Lastindikator	Load indicator		KPL,0-16/20T, 16/1200
0240									CYL. Ø125
0250		1			453124.3800	Lastindikator	Load indicator		KPL,0-10/15T, 13,6EC4
0251									CYL. Ø125
0260			1		921516.0042	•Lastindikator	•Load indicator		0-9T CYL.Ø100
0280			1		921516.0043	•Lastindikator	•Load indicator		0-10T CYL.Ø100
0300			1		921516.0041	•Lastindikator	•Load indicator		0-12T CYL.Ø100
0320			1		921516.0056	•Lastindikator	•Load indicator		0-13,6T CYL.Ø100
0330			1		921516.0052	•Lastindikator	•Load indicator		0-9T CYL.Ø110
0340		1		921516.0048	•Lastindikator	•Load indicator		0-13,6T CYL.Ø110	
0360		1		921516.0044	•Lastindikator	•Load indicator		0-12T CYL.Ø125	
0380		1		921516.0050	•Lastindikator	•Load indicator		0-16T CYL.Ø125	
0400		1		921516.0066	•Lastindikator	•Load indicator		0-10T CYL.Ø125	
0420	2	1		922788.0003	•Monteringssats	•Mounting kit			
0440	3	1		921646.0001	•Ventil	•Valve			
0460	4	1		408985.0100	•Nippel	•Nipple			
0480	5	1		350235.016	•Hydraulslang	•Hydraulic hose			
0500	6	2		5933	•Tredoring	•Tredoring			
0520	7	1		920999.0013	•Propp	•Plug			
0540	8	2		5933	•Tredoring	•Tredoring			
0560	9	2		3471	•Koppling	•Fitting			
0580	10	1		3471	•Koppling	•Fitting			
0600	11	1		920101.005	•Koppling	•Fitting			
0610		1		922124.0003	•Koppling	•Fitting		FÖR/FOR 453124.3800	
0620	12	1		5936	•Tredoring	•Tredoring			
0640	13	3		920100.202	•Skruv	•Screw			
0660	14	1		A08865.0100	•Konsol	•Bracket			
0680	15	3		3049	•Mutter	•Nut			
0700	16	1		350235.017	•Hydraulslang	•Hydraulic hose			
0710		1		350235.007	•Hydraulslang	•Hydraulic hose		FÖR/FOR 453124.3800	
0720	17							NOT USED	
0740	18	2		920371.010	•Skruv	•Screw			
0760	19	2		923550.0003	•Bricka	•Washer			

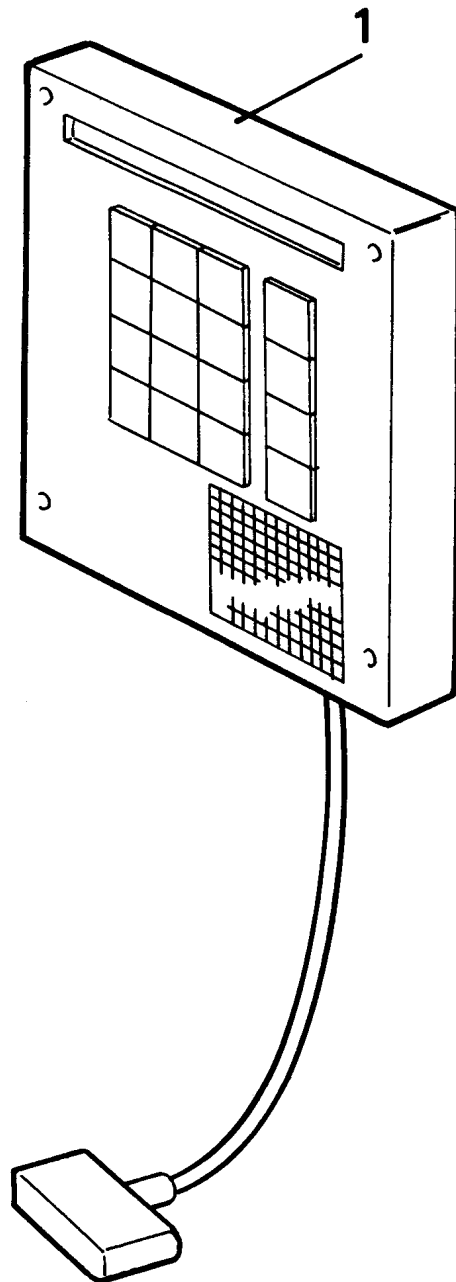


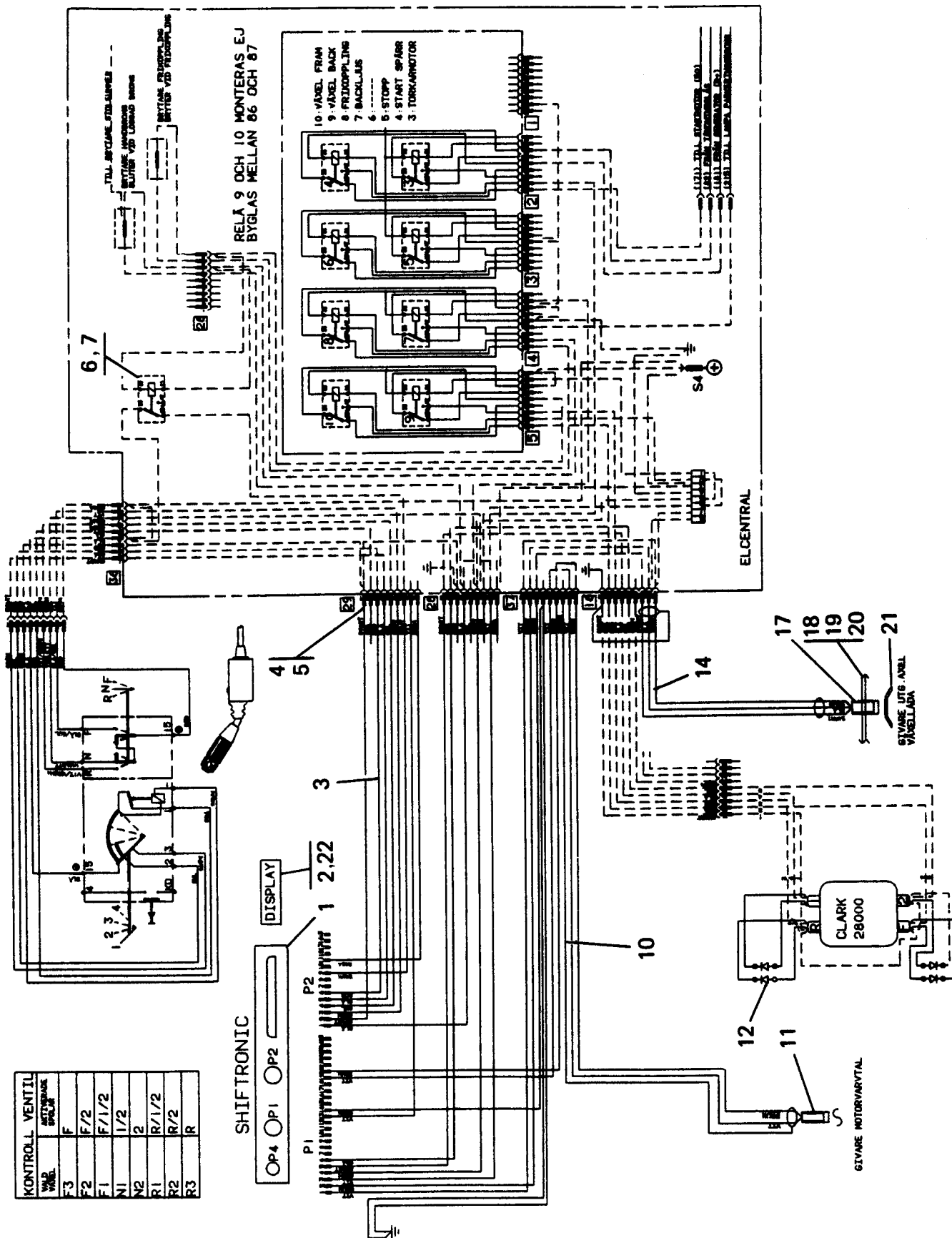
0750	Utgåva Issue	Bild nr Picture No	Montering övercenter- ventil på skevnings- cylinder, 359035.0100						Mounting overcenter valve for levelling cylinder 359035.0100		
	980615	14179									
	Pos. Fig.	Antal/Quantity			Art nr Part No	Benämning	Description		Sats Kit		Anmärkning Notes
0010					359035.0100						DRAWING NO
0020	1	4			5936	Tredoring	Tredoring				
0160	2	2			3465	Adapter	Adapter				
0180	3	1			923542.0004	Koppling	Fitting				
0200	4	2			5937	Tredoring	Tredoring				
0220	5	1			922174.0003	Ventil	Valve				
0240	6	1			5933	Tredoring	Tredoring				
0260	7	1			3471	Adapter	Adapter				
0280	8	1			920101.005	Koppling	Fitting				
0300	9	1			920834.0001	Koppling	Fitting				
0320	10	1			350235.043	Hydraulslang	Hydraulic hose			L=320	
0340	11	1			306902.5000	Hydraulslang	Hydraulic hose			L=940	
0480	12	1			308162.7100	Hydraulslang	Hydraulic hose			L=880	
0500	13	1			A01251.0100	T-rör	T-pipe				



Reservdelar - Spare parts

0800	Utgåva Issue		Bild nr Picture No		Monteringssats, gnist- släckare		Mounting kit, Spark arrestors		
	980615		15422		A00564.0100		A00564.0100		
	Pos. Fig.	Antal/Quantity			Art nr Part No	Benämning	Description	Sats Kit	Anmärkning Notes
0010					A00564.0100	Monteringssats	Mounting kit		DRAWING NO
0020	1	1			923377.0003	Gnistsläckare	Spark arrestor		
0160	2	1			A00111.0100	Fäste	Bracket		
0180	3	1			A00290.0100	Fäste	Bracket		
0200	4	2			922357.0016	Skruv	Screw		
0220	5	2			922030.0002	Mutter	Nut		
0240	6	1			A00564.0100	Avgasrör	Exhaust pipe		
0260	7	1			923096.0003	Klamma	Clamp		

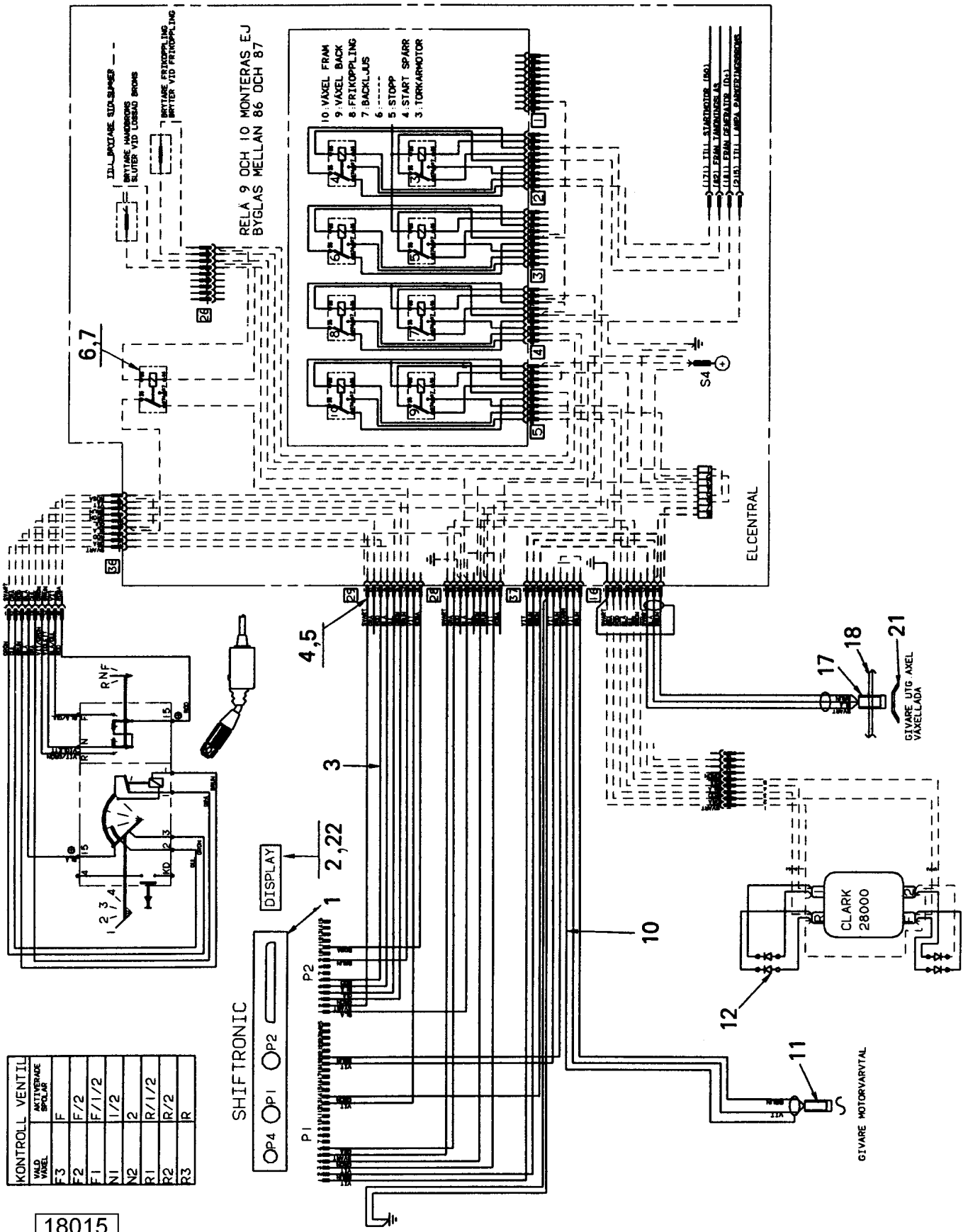




Reservdelar - Spare parts
90
75

0860

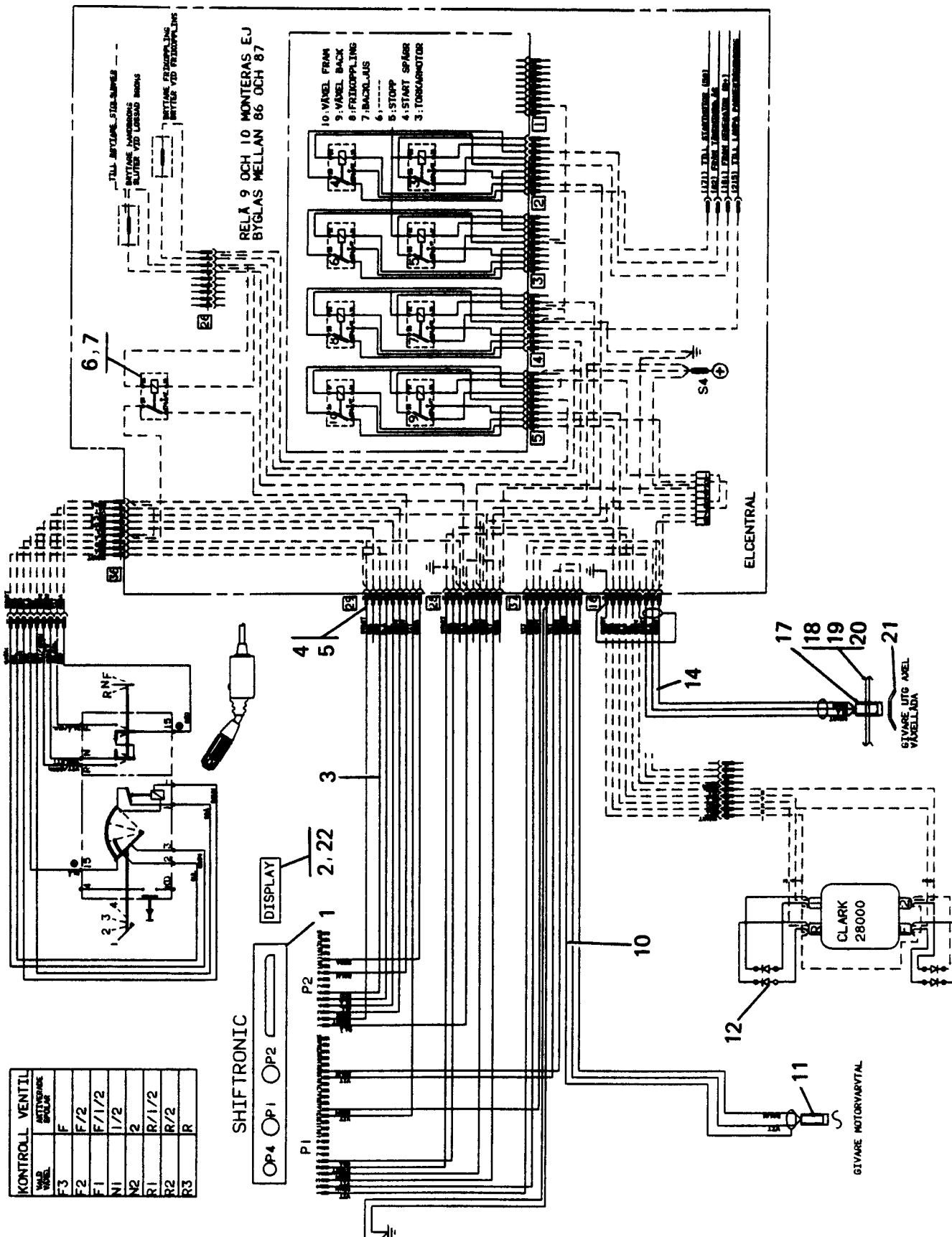
Utgåva Issue		Bild nr Picture No		Elssystem, automatväxling för Volvo TD71-Clark 28000, A09205.0100		El.system, automatic controls for Volvo TD71 - Clark 28000		
Pos. Fig.	Antal/Quantity			Art nr Part No	Benämning	Description	Sats Kit	Anmärkning Notes
				A09205.0100				DRAWING NO.
1	1			923362.0011	Reglerenhet	Control unit		
2	1			923363.0002	Hastighetsmätare	Speedometer		
3	1			A08369.0100	Kabelstam	Cable unit		
4	1			922203.0001	Stiftkontakt	Pin contact		
5	9			922202.0001	Stiftkontakt	Pin contact		
6	1			921831.0001	Minirelähållare	Mini relay holder		
7	1			921830.0001	Minirelå	Mini relay		
8								NOT USED
9								NOT USED
10	1			922335.0006	Kabel	Cable		
11	1			923404.0001	Givare,varvtal	Transmitter,motor speed		
12	4			5606	Diod	Diode		
13								NOT USED
14	1			922335.0005	Kabel	Cable		
15								NOT USED
16								NOT USED
17	1			923405.0001	Givare	Sensor		VÄXELLÅDA/GEAR BOX
18	1			A00251.0100	Fäste	Bracket		
19	2			920913.0010	Distanshylsa	Spacer sleeve		
20	2			2696	Skruv	Screw		
21	2			A00250.0100	Klack	Lip		
22	1			923363.0003	Kabel	Cable		



Reservdelar - Spare parts

0865

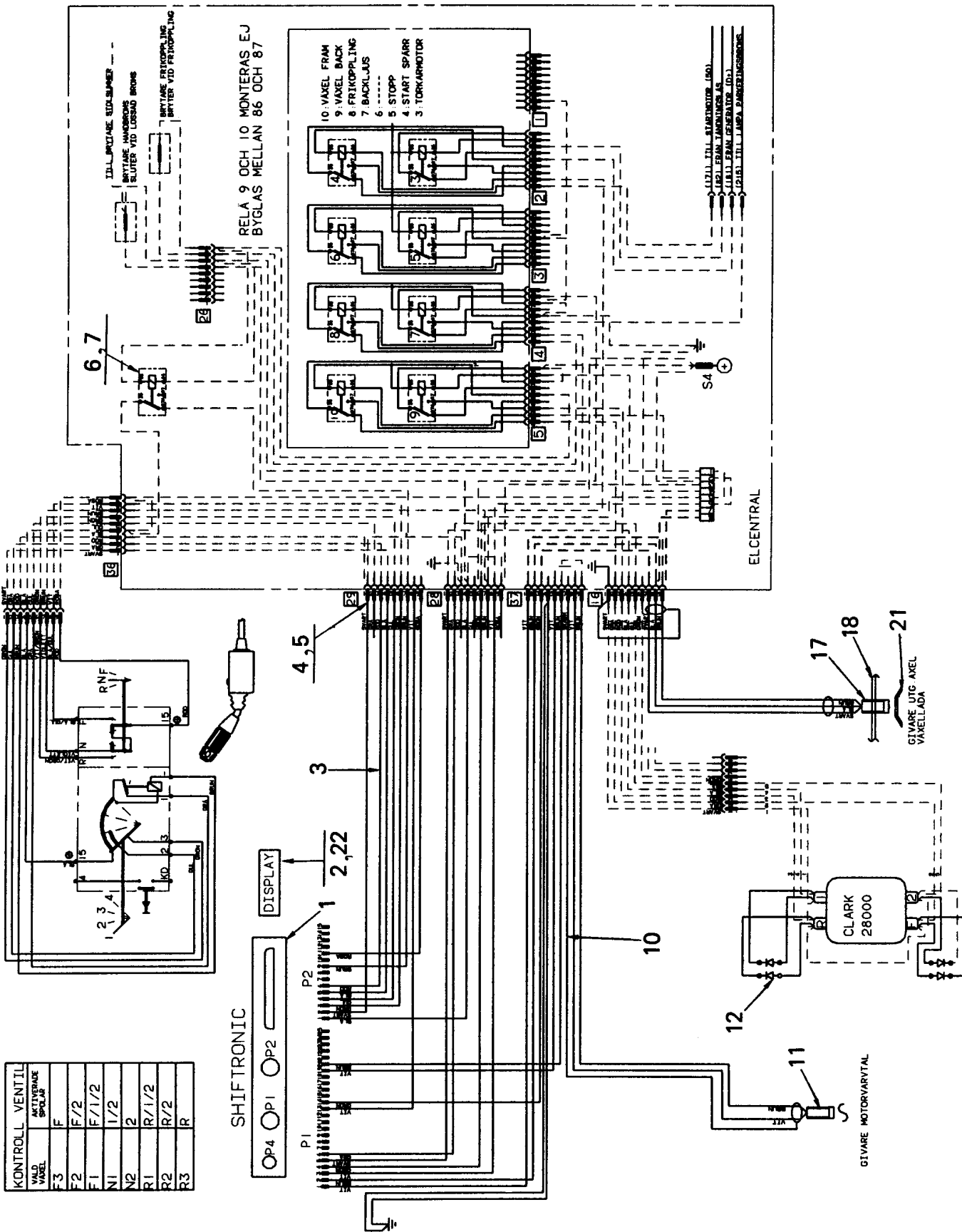
Utgåva Issue		Bild nr Picture No		Elsystem, automatväxling Volvo TD71AW/TWD730ME/ TWD731ME - Clark 28000		El.syst.,automatic contr. Volvo TD71AW/TWD730ME/ TWD731ME - Clark 28000		
Pos. Fig.	Antal/Quantity			Art nr Part No	Benämning	Description	Sats Kit	Anmärkning Notes
				A09205.0600				DRAWING NO. VOLVO TD71AW/TWD730ME /TWD731ME-CLARK 28000



Reservdelar - Spare parts

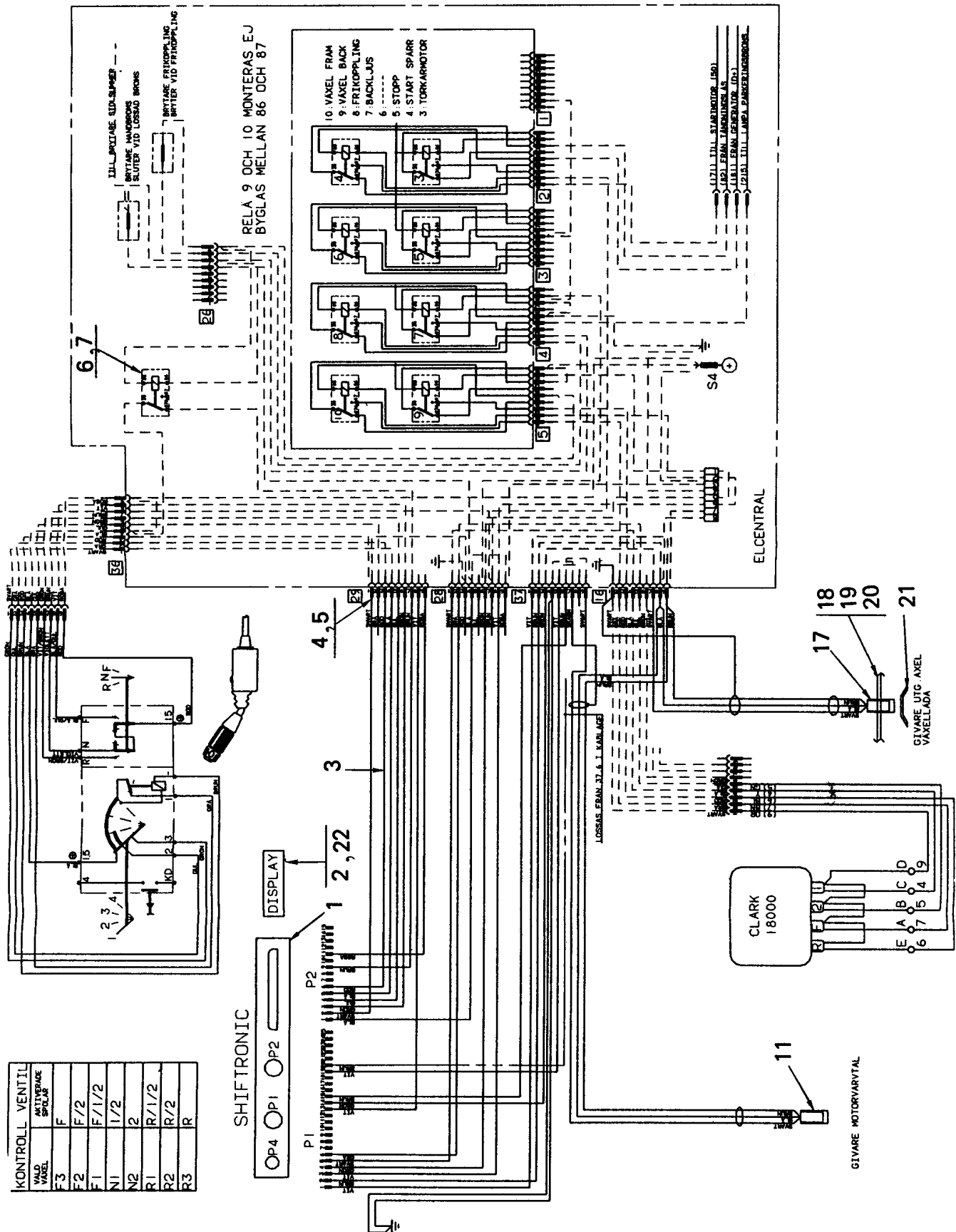
0870

0870	Utgåva Issue		Bild nr Picture No		Elsystem, automatväxling Volvo TD61AW-Clark 28000, A09205.0200		El.system, automatic controls Volvo TD61AW - Clark 28000		
	Pos. Fig.	Antal/Quantity			Art nr Part No	Benämning	Description	Sats Kit	Anmärkning Notes
0020					A09205.0200				DRAWING NO.
0040	1	1			923362.0015	Reglerenhet	Control unit		
0060	2	1			923363.0002	Hastighetsmätare	Speedometer		
0080	3	1			A08369.0100	Kabelstam	Cable unit		
0100	4	1			922203.0001	Stiftkontakt	Pin contact		
0120	5	9			922202.0001	Stiftkontakt	Pin contact		
0140	6	1			921831.0001	Minirelähållare	Mini relay holder		
0160	7	1			921830.0001	Minirelå	Mini relay		
0180	8								NOT USED
0200	9								NOT USED
0220	10	1			922335.0006	Kabel	Cable		
0240	11	1			923438.0001	Givare,varvtal	Transmitter,motor speed		
0260	12	4			5606	Diod	Diode		
0280	13								NOT USED
0300	14	1			922335.0005	Kabel	Cable		
0320	15								NOT USED
0340	16								NOT USED
0360	17	1			923405.0001	Givare	Sensor		VÄXELLÅDA/GEAR BOX
0380	18	1			A00251.0100	Fäste	Bracket		
0400	19	2			920913.0010	Distanshylsa	Spacer sleeve		
0420	20	2			2696	Skruv	Screw		
0440	21	2			A00250.0100	Klack	Lip		
0460	22	1			923363.0003	Kabel	Cable		



0875	Utgåva Issue 980615	Bild nr Picture No 18017	Elssystem, automatväxling Volvo TD61AW/TD630ME- Clark 28000,A09205.0700			El.syst.,automatic contr. for Volvo TD61AW/ TD630ME - Clark 28000			
	Pos. Fig.	Antal/Quantity			Art nr Part No	Benämning	Description	Sats Kit	Anmärkning Notes
0020					A09205.0700				DRAWING NO.
0040	1	1			923362.0015	Reglerenhet	Control unit		
0060	2	1			923363.0002	Hastighetsmätare	Speedometer		
0080	3	1			A08369.0100	Kabelstam	Cable unit		
0100	4	1			922203.0001	Stiftkontakt	Pin contact		
0120	5	9			922202.0001	Stiftkontakt	Pin contact		
0140	6	1			921831.0001	Minirelähållare	Mini relay holder		
0160	7	1			921830.0001	Minirelä	Mini relay		
0180	8								NOT USED
0200	9								NOT USED
0220	10	1			922335.0006	Kabel	Cable		
0240	11	1			923438.0001	Givare,varvtal	Transmitter,motor speed		
0260	12	4			5606	Diod	Diode		
0280	13								NOT USED
0300	14								NOT USED
0320	15								NOT USED
0340	16								NOT USED
0360	17	1			923405.0001	Givare	Sensor		VÅXELLÅDA/GEAR BOX
0380	18	1			A10906.0100	Fäste	Bracket		
0400	19								NOT USED
0420	20								NOT USED
0440	21	2			A04024.0100	Klack	Lip		
0460	22	1			923363.0003	Kabel	Cable		

KONTROLL	VENTIL
VALD	AKTIVERADE
F3	SPLÅR
F2	F
F1	F/2
N1	F/1/2
N2	1/2
R1	R/1/2
R2	R/2
R3	R



Reservdelar - Spare parts

0880

Utgåva Issue		Bild nr Picture No		Elsystem, automatväxling för Perkins 1006-Clark 18000, A09205.0300		El.system, automatic controls for Perkins 1006-Clark 18000		
Pos. Fig.	Antal/Quantity			Art nr Part No	Benämning	Description	Sats Kit	Anmärkning Notes
				A09205.0300				DRAWING NO.
1	1			923362.0016	Reglerenhet	Control unit		
2	1			923363.0002	Hastighetsmätare	Speedometer		
3	1			A08369.0100	Kabelstam	Cable unit		
4	1			922203.0001	Stiftkontakt	Pin contact		
5	9			922202.0001	Stiftkontakt	Pin contact		
6	1			921831.0001	Minirelähållare	Mini relay holder		
7	1			921830.0001	Minirelå	Mini relay		
8								NOT USED
9								NOT USED
10	1			922335.0006	Kabel	Cable		INCL. IN FIG. 11
11	1			459208.0100	Givare,varvtal	Transmitter,motor speed		
12								NOT USED
13								NOT USED
14	1			922335.0005	Kabel	Cable		INCL. IN FIG. 17
15								NOT USED
16								NOT USED
17	1			923405.0001	Givare	Sensor		VÄXELLÅDA/GEAR BOX
18	1			356382.0300	Fäste	Bracket		
19	2			920913.0010	Distanshylsa	Spacer sleeve		
20	2			2696	Skruv	Screw		
21	2			456315.0100	Klack	Lip		
22	1			923363.0003	Kabel	Cable		

DRAWING NO.

NOT USED

NOT USED

INCL. IN FIG. 11

NOT USED

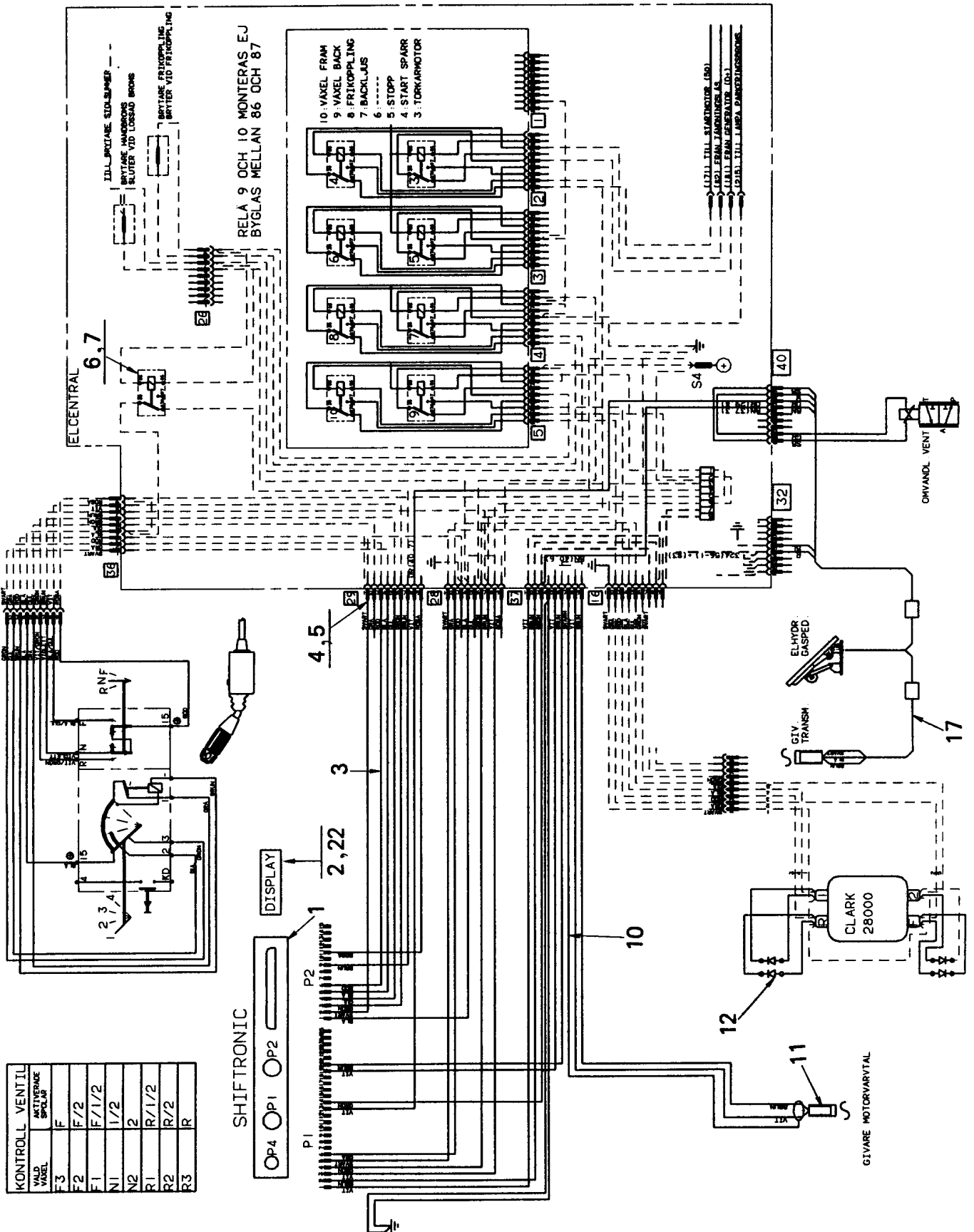
NOT USED

INCL. IN FIG. 17

NOT USED

NOT USED

VÄXELLÅDA/GEAR BOX



Reservdelar - Spare parts

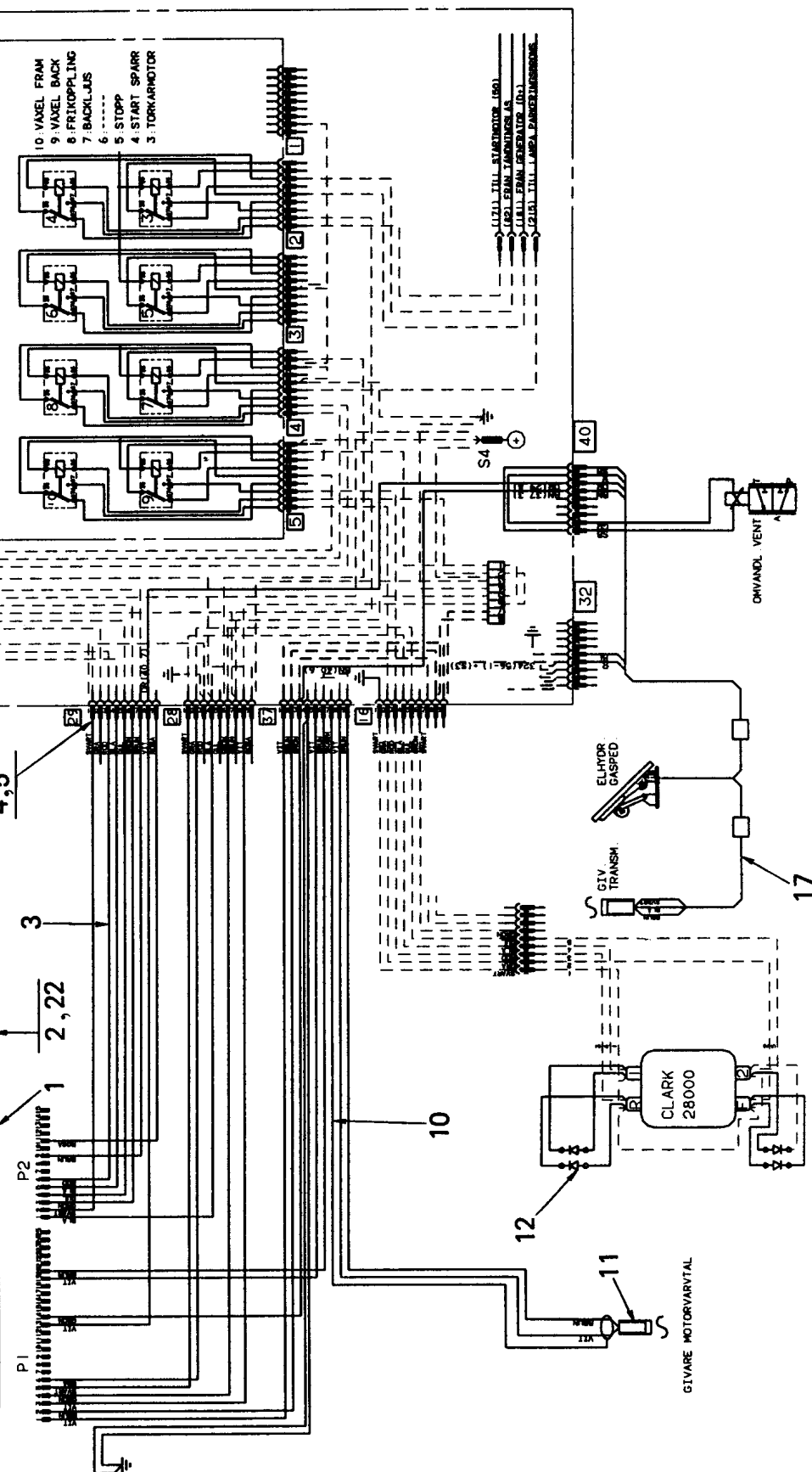
90

85

0885	Utgåva Issue 980615	Bild nr Picture No 18019	Elsystem, automatväxling med hastighetsregl. Volvo - Clark 28000			El.system, automatic controls with speed contr. Volvo-Clark28000			
	Pos. Fig.	Antal/Quantity			Art nr Part No	Benämning	Description	Sats Kit	Anmärkning Notes
0020					A09205.1000				DRAWING NO. VOLVO TD71AW/TWD730ME - CLARK 28000
0021									
0022									
0040	1	1			923362.0011	Reglerenhet	Control unit		
0060	2	1			923363.0002	Hastighetsmätare	Speedometer		
0080	3	1			A08369.0100	Kabelstam	Cable unit		
0100	4	1			922203.0001	Stiftkontakt	Pin contact		
0120	5	9			922202.0001	Stiftkontakt	Pin contact		
0140	6	1			921831.0001	Minirelähållare	Mini relay holder		
0160	7	1			921830.0001	Minirelå	Mini relay		
0180	8								NOT USED
0200	9								NOT USED
0220	10	1			922335.0006	Kabel	Cable		
0240	11	1			923404.0001	Givare,varvtal	Transmitter,motor speed		
0260	12	4			5606	Diod	Diode		
0280	13								NOT USED
0300	14								NOT USED
0320	15								NOT USED
0340	16								NOT USED
0360	17	1			A14521.0100	Monteringssats	Mounting kit		SEE GR 90, PAGE 157
0380	18								NOT USED
0400	19								NOT USED
0420	20								NOT USED
0440	21								NOT USED
0460	22	1			923363.0003	Kabel	Cable		

KONTROLL VENTIL	
VALD VÅVEL	AKTIVERADE SPOLAR
F3	F
F2	F/2
F1	F1/2
N1	1/2
N2	2
R1	R1/2
R2	R/2
R3	R

SHIFTRONIC



Reservdelar - Spare parts

90

87

0887	Utgåva Issue		Bild nr Picture No		Elsystem, automatväxling med hastighetsreglering Volvo - Clark 28000		El.system, automatic controls with speed contr Volvo - clark 28000	
	980615		18020					
Pos. Fig.	Antal/Quantity			Art nr Part No	Benämning	Description	Sats Kit	Anmärkning Notes
0020				A09205.1100				DRAWING NO. VOLVO TD61AW/TD630ME- CLARK 28000
0021								
0022								
0040	1	1		923362.0015	Reglerenhet	Control unit		
0060	2	1		923363.0002	Hastighetsmätare	Speedometer		
0080	3	1		A08369.0100	Kabelstam	Cable unit		
0100	4	1		922203.0001	Stiftkontakt	Pin contact		
0120	5	9		922202.0001	Stiftkontakt	Pin contact		
0140	6	1		921831.0001	Minirelähållare	Mini relay holder		
0160	7	1		921830.0001	Minirelå	Mini relay		
0180	8							NOT USED
0200	9							NOT USED
0220	10	1		922335.0006	Kabel	Cable		
0240	11	1		923404.0001	Givare,varvtal	Transmitter,motor speed		
0260	12	4		5606	Diod	Diode		
0280	13							NOT USED
0300	14							NOT USED
0320	15							NOT USED
0340	16							NOT USED
0360	17	1		A14521.0100	Monteringssats	Mounting kit		SEE GR 90, PAGE 157
0380	18							NOT USED
0400	19							NOT USED
0420	20							NOT USED
0440	21							NOT USED
0460	22	1		923363.0003	Kabel	Cable		

KONTROLL VENTIL	
VALV	ANTIVÄRME
F3	SPÄRR
F2	F/2
F1	F/1/2
N1	1/2
N2	2
R1	R/1/2
R2	R/2
R3	R

SHIFTRONIC

OP4 OP1 OP2

DISPLAY

P1 P2

3

4,5



ELCENTRAL 6,7

RELA 9 OCH 10 MONTERAS EJ BYGLAS MELLAN 86 OCH 87

- 10: VÄXEL FRAM
- 9: VÄXEL BACK
- 8: FRIKOPPLING
- 7: BACKLÅS
- 6: ----
- 5: STOPP
- 4: START SPÄRR
- 3: TORKARMOTOR

- (11) TILL STARTMOTOR (R9)
- (12) FRAM TÄMMNINGAR
- (13) FRAM PÅNEMARE (D1)
- (14) TILL LAMPOR PÅNEMARE

CLARK 18000

11

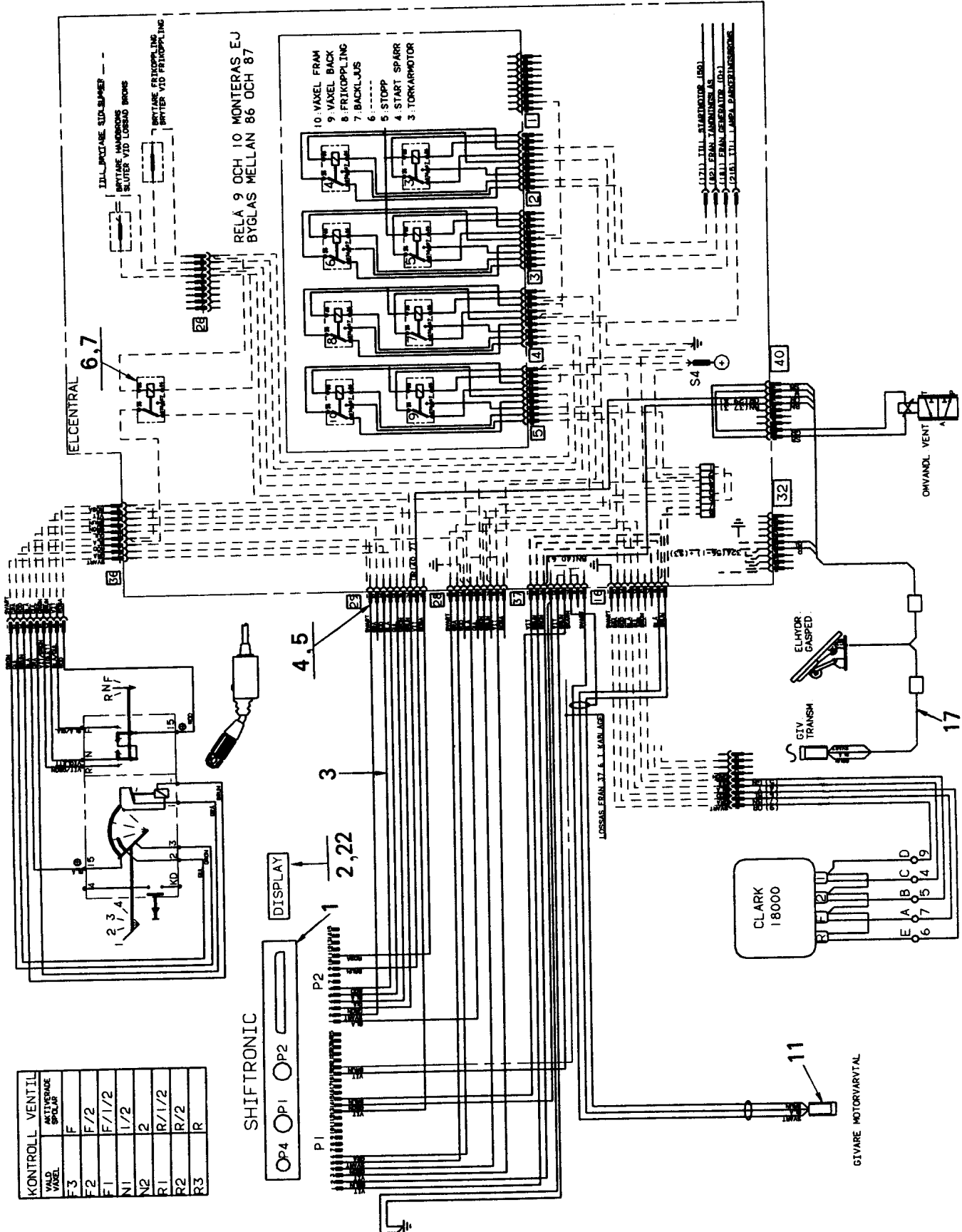
GIVARE MOTORVÄRVTAL

GIV TRANS
ELHYD GASPED

OMVÄND VENT

17

LOSSAS FRAM 37 A 1 KANAL



Reservdelar - Spare parts
90
89

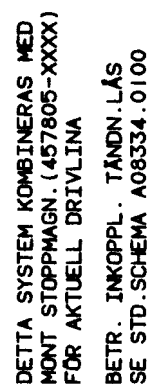
0890	Utgåva Issue		Bild nr Picture No		Elsystem, automatväxling med hastighetsregl. Perkins 1006-Clark18000		El.system, autom. control with speed control for Perkins 1006-CL18000	
	980615		18021					
Pos. Fig.	Antal/Quantity			Art nr Part No	Benämning	Description	Sats Kit	Anmärkning Notes
0020				A09205.1200				DRAWING NO.
0040	1	1		923362.0016	Reglerenhet	Control unit		
0060	2	1		923363.0002	Hastighetsmätare	Speedometer		
0080	3	1		A08369.0100	Kabelstam	Cable unit		
0100	4	1		922203.0001	Stiftkontakt	Pin contact		
0120	5	9		922202.0001	Stiftkontakt	Pin contact		
0140	6	1		921831.0001	Minirelähållare	Mini relay holder		
0160	7	1		921830.0001	Minirelå	Mini relay		
0180	8							NOT USED
0200	9							NOT USED
0220	10							NOT USED
0240	11	1		459208.0100	Givare,varvtal	Transmitter,motor speed		
0260	12							NOT USED
0280	13							NOT USED
0300	14							NOT USED
0320	15							NOT USED
0340	16							NOT USED
0360	17	1		A14521.0200	Monteringssats	Mounting kit		SEE GR 90, PAGE 155
0380	18							NOT USED
0400	19							NOT USED
0420	20							NOT USED
0440	21							NOT USED
0460	22	1		923363.0003	Kabel	Cable		

DETTA SYSTEM KOMBINERAS MED
MONT STOPPMAGN. (457805-XXXX)
FÖR AKTUELL DRIVLINJA

BETR. INKOPPL. TÅNDLÅS
SE STD.SCHEMA A08334.0100

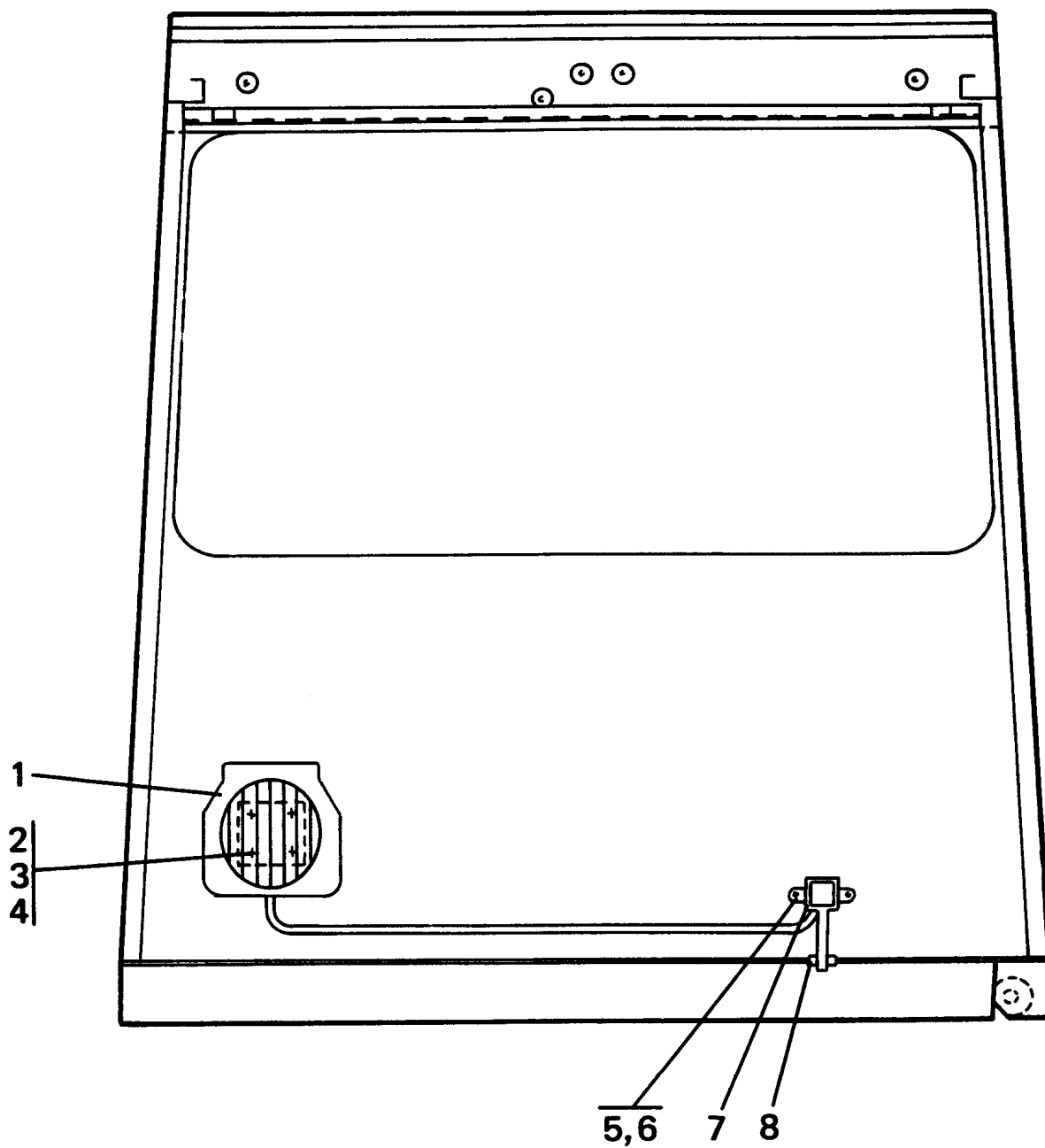
Reservdelar - Spare parts
90
91

0900	Utgåva Issue		Bild nr Picture No		Automatiskt motorstopp vid lågt oljetryck eller hög temp motor,växellåda		Autom. stop of engine at high temp or low pressure Engine or transmission	
	980615		16647					
Pos. Fig.	Antal/Quantity			Art nr Part No	Benämning	Description	Sats Kit	Anmärkning Notes
0010		-		A09872.0100				DRAWING NO.
0020	1	1		921790.0008	Relä	Relay		
0040	2							NOT USED
0060	3	1		A09606.0100	Kretskort	Circuit board		
0080	4	2		920950.0003	Distansskruv	Spacer screw		
0100	5	2		920749.0001	Skruv	Screw		
0120	6	2		98106	Mutter	Nut		
0140	7	2		90902	Kabel	Cable		
0160	8	4		922201.0002	Kabelsko	Cable eye		
0180	9	8		920471.003	Kabelsko	Cable eye		
0200	10	8		920474.004	Hylsa	Sleeve		



Reservdelar - Spare parts
90
93

0910	Utgåva Issue		Bild nr Picture No		Automatiskt motorstopp vid lågt oljetryck eller hög temp motor,växellåda		Autom. stop of engine at high temp or low pressure Engine or transmission	
	980615		16648					
Pos. Fig.	Antal/Quantity			Art nr Part No	Benämning	Description	Sats Kit	Anmärkning Notes
0010		-		A09872.0300				DRAW. NO.,MED SUMMER/ WITH BUZZER NOT USED
0015								
0020	1	1		921790.0008	Relä	Relay		
0040	2							
0060	3	1		A09606.0100	Kretskort	Circuit board		
0080	4	2		920950.0003	Distansskruv	Spacer screw		
0100	5	2		920749.0001	Skruv	Screw		
0120	6	2		98106	Mutter	Nut		
0140	7	1		90902	Kabel	Cable		
0160	8	4		922201.0002	Kabelsko	Cable eye		
0180	9	8		920471.003	Kabelsko	Cable eye		
0200	10	8		920474.004	Hylsa	Sleeve		
0220	11	1		922002.0001	Summer	Buzzer		



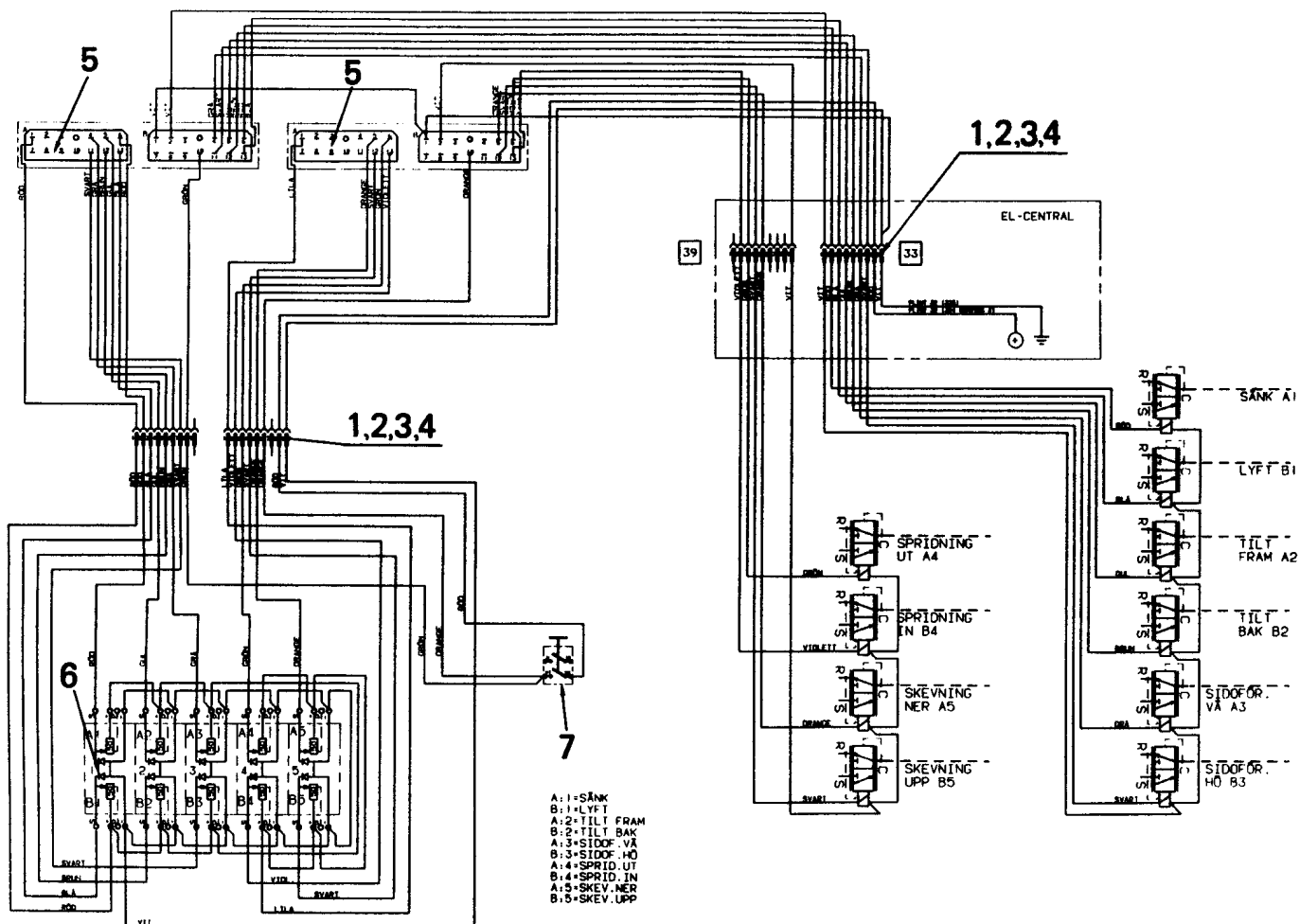
Reservdelar - Spare parts

90

95

1000

1000	Utgåva Issue		Bild nr Picture No		Montering kupevärmare A04061.0100		Mounting cab heater A04061.0100				
	980615		15432								
	Pos. Fig.	Antal/Quantity			Art nr Part No	Benämning	Description	Sats Kit	Anmärkning Notes		
0010					A04061.0100				DRAWING NO.		
0020	1	1			922558.0002	Kupevärmare	Interior heater				
0040	2	4			920950.0002	Skruv	Screw				
0060	3	4			920043.004	Skruv	Screw				
0080	4	4			920076.002	Låsmutter	Lock nut				
0100	5	2			920100.046	Skruv	Screw				
0120	6	2			920076.014	Låsmutter	Lock nut				
0140	7	1			922007.0002	Grenledningssats	Cable kit				
0160	8	1			921078.0001	Genomföring	Grommet				



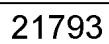
Reservdelar - Spare parts
90
97

1050

Utgåva Issue		Bild nr Picture No		Elssystem servo A13470.0100		Electric system servo A13470.0100		
980615		21876						
Pos. Fig.	Antal/Quantity			Art nr Part No	Benämning	Description	Sats Kit	Anmärkning Notes
1	4			A13470.0100				DRAWING NO.
2	4			922204.0001	Hylsblock	Bush block		
3	36			922203.0001	Stiftblock	Pin block		
4	36			922201.0001	Kabelsko	Cable eye		
5	2			922202.0001	Stiftkontakt	Pin contact		
6	1			922996.0001	Reglerenhet	Control unit		
7	1			920943.0035	Manöverventil	Control valve		
				922439.0003	Strömställare	Switch		

Reservdelar - Spare parts
90
99

1070	Utgåva Issue		Bild nr Picture No		Eldetaljer för mikroratt- styrning A09995.0100		El. details for micro steering wheel A09995.0100	
	980615		16649					
Pos. Fig.	Antal/Quantity			Art nr Part No	Benämning	Description	Sats Kit	Anmärkning Notes
0010				A09995.0100				DRAWING NO. SEE GR 90, PAGE 105
0020	1	1		920971.0008	Strömställare	Switch		
0040	2	1		921418.0018	Symbolbricka	Symbol plate		
0060	3	1		923602.0005	Styrenhet	Control unit		
0080	4	3		922203.0001	Stiftkontakt	Pin contact		
0100	5	21		922202.0001	Stiftkontakt	Pin contact		
0120	6	2		921050.0001	Kabel	Cable		
0140	7	7		920471.003	Kabelsko	Cable eye		
0160	8	7		920474.004	Hylsa	Sleeve		
0180	9	1		5505	Relä	Relay		
0200	10	1		5506	Sockel	Socket		
0220	11	2		90902	Kabel	Cable		
0240	12	1		922201.0001	Kabelsko	Cable eye		



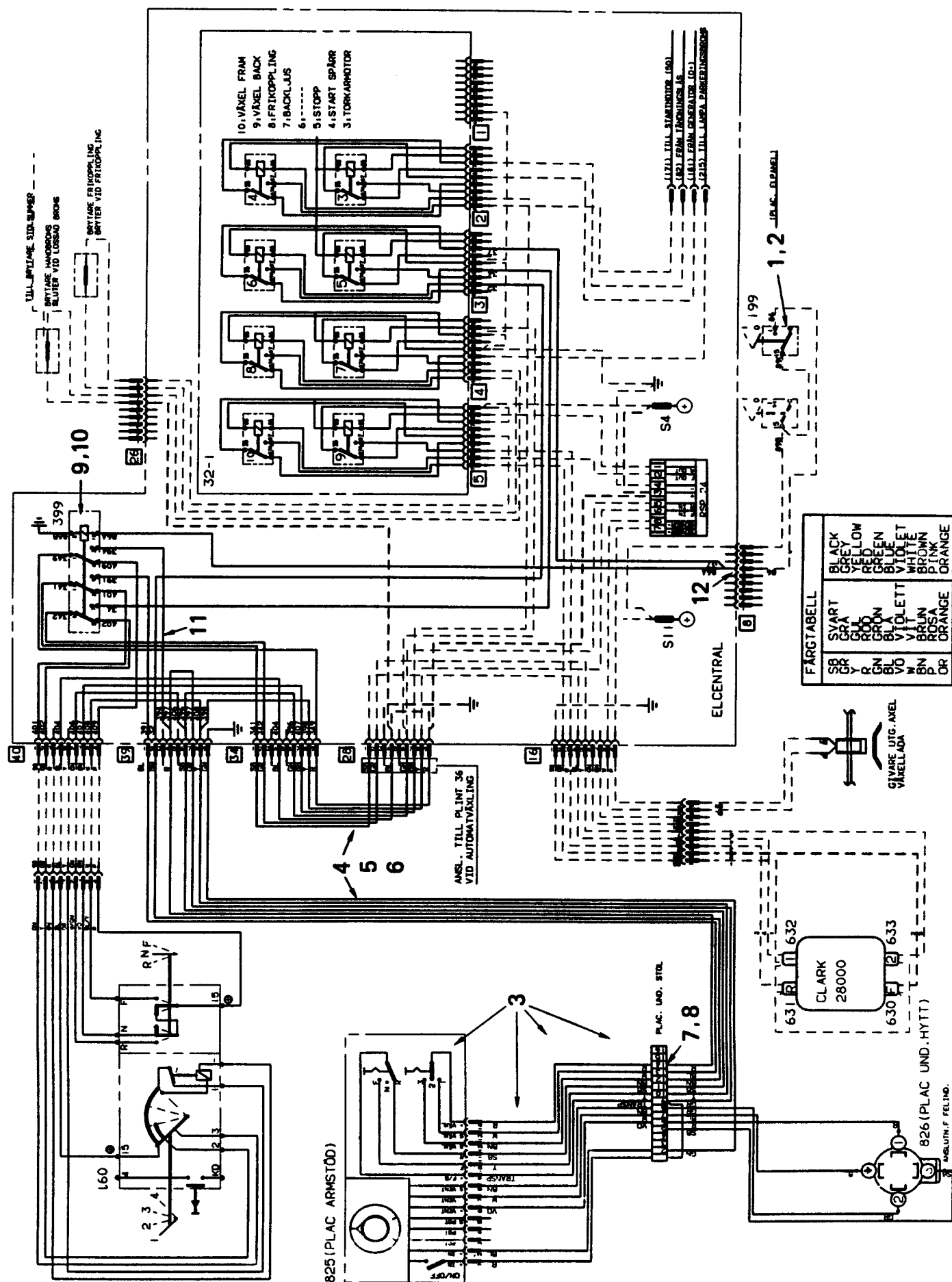
Reservdelar - Spare parts

90

101

1075

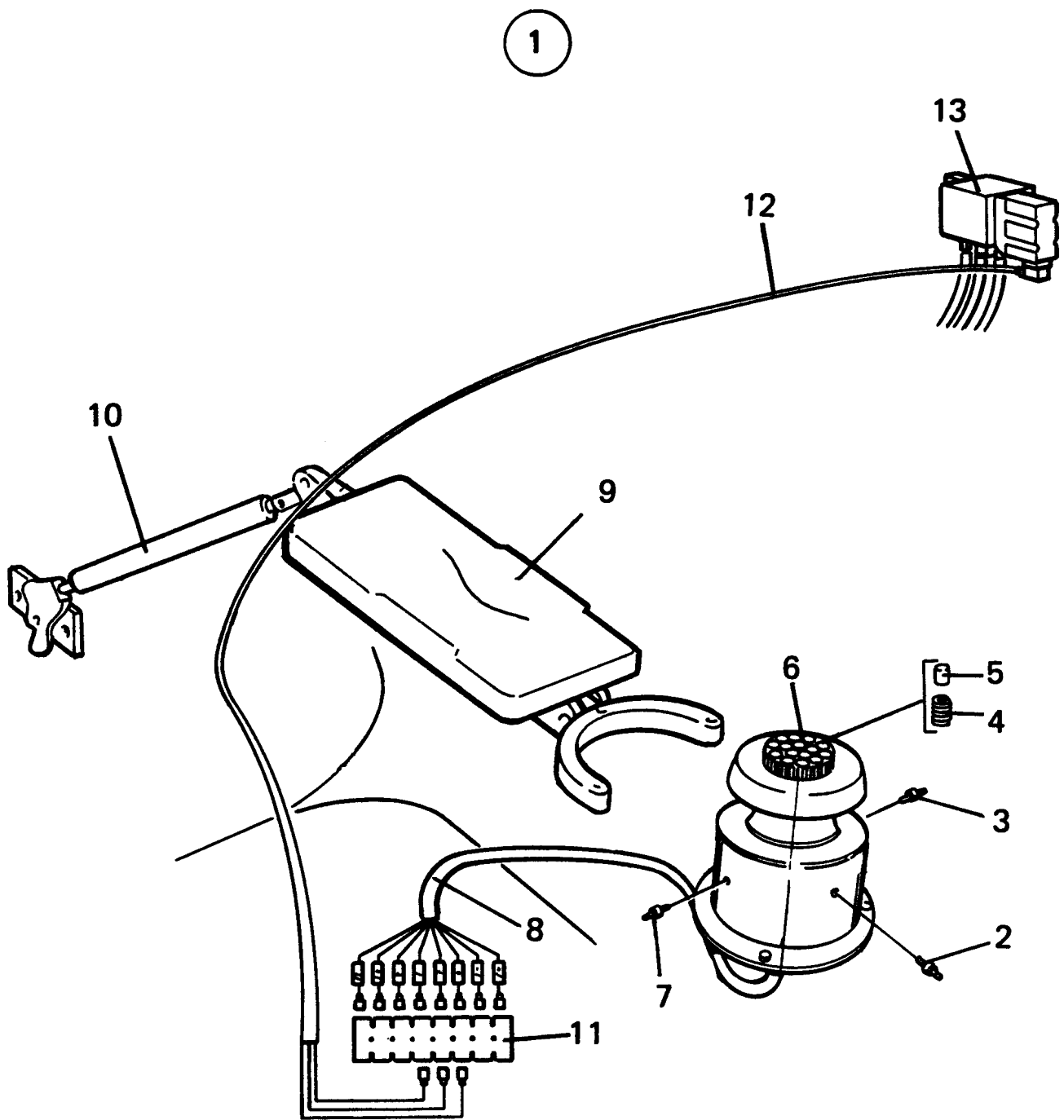
Utgåva Issue		Bild nr Picture No		Eldetaljer för mikroratt- styrning A09995.0500		El. details for micro steering wheel A09995.0500		
Pos. Fig.	Antal/Quantity			Art nr Part No	Benämning	Description	Sats Kit	Anmärkning Notes
				A09995.0500				DRAWING NO. SEE GR 90, PAGE 107
1	1			920971.0008	Strömställare	Switch		
2	1			921418.0018	Symbolbricka	Symbol plate		
3	1			923602.0008	Styrenhet	Control unit		
4	3			922203.0001	Stiftkontakt	Pin contact		
5	21			922202.0001	Stiftkontakt	Pin contact		
6	ERF			921050.0001	Kabel	Cable		
7	7			920471.003	Kabelsko	Cable eye		
8	7			920474.004	Hylsa	Sleeve		
9	1			5505	Relä	Relay		
10	1			5506	Sockel	Socket		
11	ERF			90902	Kabel	Cable		
12	1			922201.0001	Kabelsko	Cable eye		
13	2			920728.023	Skruv	Screw		
14	1			A14116.0100	Konsol	Bracket		
15	1			920971.0018	Strömställare	Switch		
16	1			921418.0007	Symbolbricka	Symbol plate		
17	1			920440.001	Stiftkontakt	Pin contact		



Reservdelar - Spare parts
90
103

1080

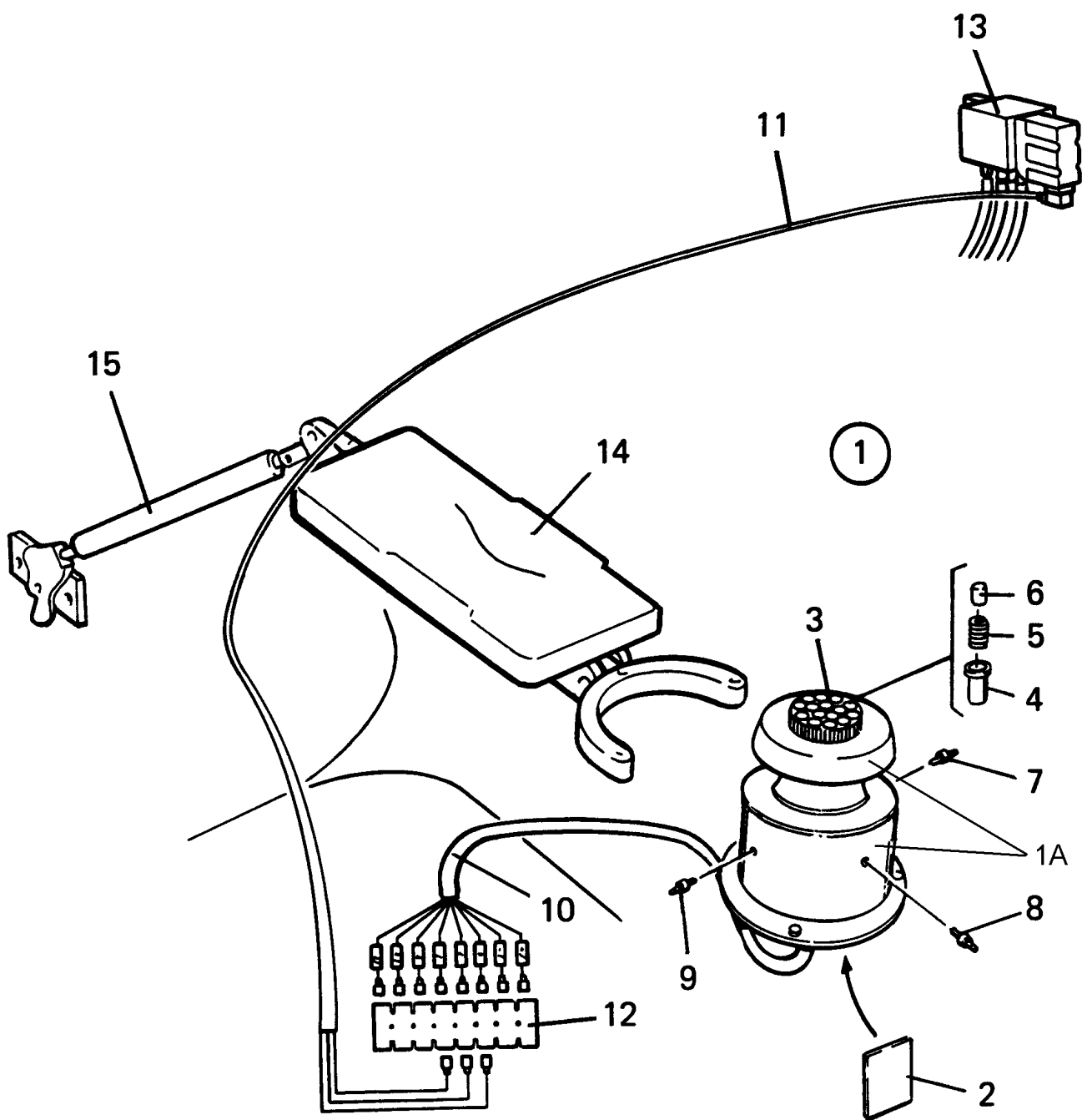
Utgåva Issue		Bild nr Picture No		Eldetaljer för mikroratt- styrning A09995.0600		El. details for micro steering wheel A09995.0600		
Pos. Fig.	Antal/Quantity			Art nr Part No	Benämning	Description	Sats Kit	Anmärkning Notes
				A09995.0600				DRAWING NO.
1	1			920971.0008	Strömställare	Switch		SEE GR 90, PAGE 107
2	1			921418.0018	Symbolbricka	Symbol plate		
3	1			923602.0008	Styrenhet	Control unit		
4	3			922203.0001	Stiftkontakt	Pin contact		
5	21			922202.0001	Stiftkontakt	Pin contact		
6	ERF			921050.0001	Kabel	Cable		
7	7			920471.003	Kabelsko	Cable eye		
8	7			920474.004	Hylsa	Sleeve		
9	1			5505	Relä	Relay		
10	1			5506	Sockel	Socket		
11	ERF			90902	Kabel	Cable		
12	1			922201.0001	Kabelsko	Cable eye		



Reservdelar - Spare parts
90
105

1100

Utgåva Issue		Bild nr Picture No		Styrning med mikrorattstyrning 923602.0005,923436.0411		Steering system with micro steering wheel 923602.0005,923436.0411		
Pos. Fig.	Antal/Quantity			Art nr Part No	Benämning	Description	Sats Kit	Anmärkning Notes
1	1			923602.0005	Styrning	Guide		KPL,3 VÄXLAR/3GEARING KPL,2 VÄXLAR/2GEARING TILL/FRÅN-ON/OFF FRAM/BACK-FORWARD/ REVERSE D=55MM D=80MM 3 VÄXLAR/GEARING KPL KPL SEE GR 90, PAGE 139
	1			923436.0411	Styrning	Guide		
2	1			923120.0417	•Brytare	•Switch		
3	1			923120.0419	•Brytare	•Switch		
4	1			923436.0416	•Fjäder	•Spring		
5	1			923436.0417	•Plugg	•Plug		
6	1			923436.0414	•Ratt	•Steering wheel		
	1			923436.0415	•Ratt	•Steering wheel		
7	1			923120.0419	•Brytare	•Switch		
8	1			923436.0412	Kabel	Cable		
9	1			920741.0065	Armstöd	Arm rest		
10	1			923458.0465	•Gasfjädercylinder	•Gas-spring cylinder		
11	1			923120.0418	Kopplingsplint	Terminal block		
12	1			923120.0420	Kabel	Cable		
13	1			923105.0011	Manöverventil	Control valve		



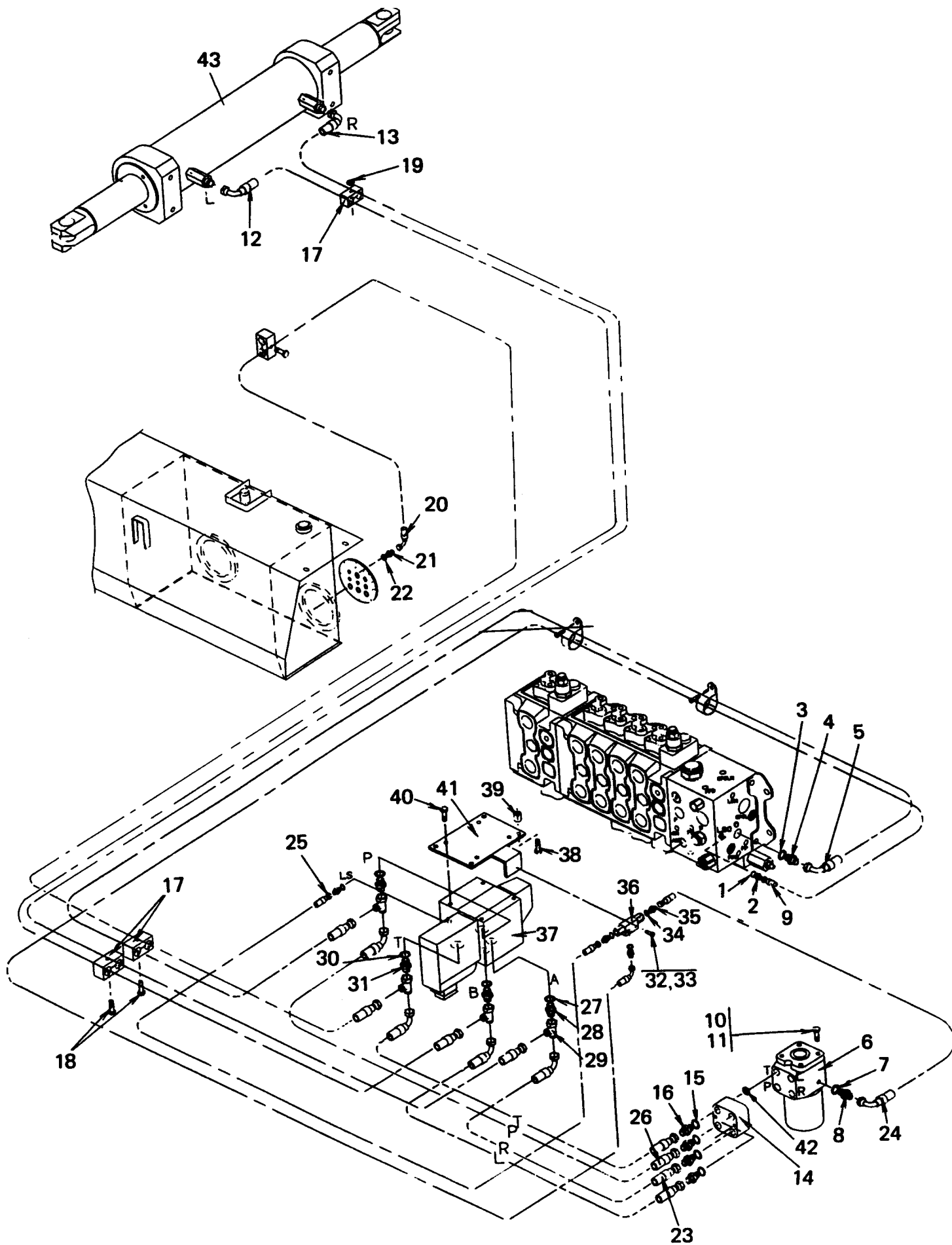
Reservdelar - Spare parts

90

107

1120

1120	Utgåva Issue		Bild nr Picture No		Styrning med mikrorattstyrning 923602.0008		Steering system with micro steering wheel 923602.0008		
	Pos. Fig.	Antal/Quantity			Art nr Part No	Benämning	Description	Sats Kit	Anmärkning Notes
0020	1	1			923602.0008	Styrning	Guide		KPL,3 VÄXLAR/3GEARING
0030	1A	1			923764.0069	•Styrenhet	•Control unit		
0040	2	1			923764.0204	•Växlingskort	•Gear change circuit board		3 VÄXLAR/3 GEARING
0060	3	1			923436.0415	•Ratt	•Steering wheel		
0080	4	1			923764.0205	•Hylsa	•Sleeve		
0100	5	1			923436.0416	•Fjäder	•Spring		
0120	6	1			923436.0417	•Plugg	•Plug		
0140	7	1			923120.0419	•Brytare	•Switch		FRAM/BACK-FORWARD/ REVERSE, (+)(0)(+)
0160									FRAM/BACK-FORWARD/ REVERSE, (+)(+)(+)
0180		1			923764.0206	•Brytare	•Switch		TILL/FRÅN-ON/OFF
0200									3 VÄXLAR/GEARING
0220	8	1			923120.0417	•Brytare	•Switch		KPL
0240	9	1			923120.0419	•Brytare	•Switch		
0260	10	1			923436.0412	Kabel	Cable		
0280	11	1			923120.0420	Kabel	Cable		
0300	12	1			923120.0418	Kopplingsplint	Terminal block		
0320	13	1			923105.0011	Manöverventil	Control valve		SEE GR 90, PAGE 139
0360	14	1			920741.0065	Armstöd	Arm rest		KPL, SEXLEDAD ARM / SIX-PIVOTED ARM
0361									KPL, SJULEDAD ARM / SEVEN-PIVOTED ARM
0370		1			920741.0078	Armstöd	Arm rest		INCL. IN 920741.0065
0371									AND 920741.0078
0380	15	1			923458.0465	•Gasfjädercylinder	•Gas-spring cylinder		
0400									



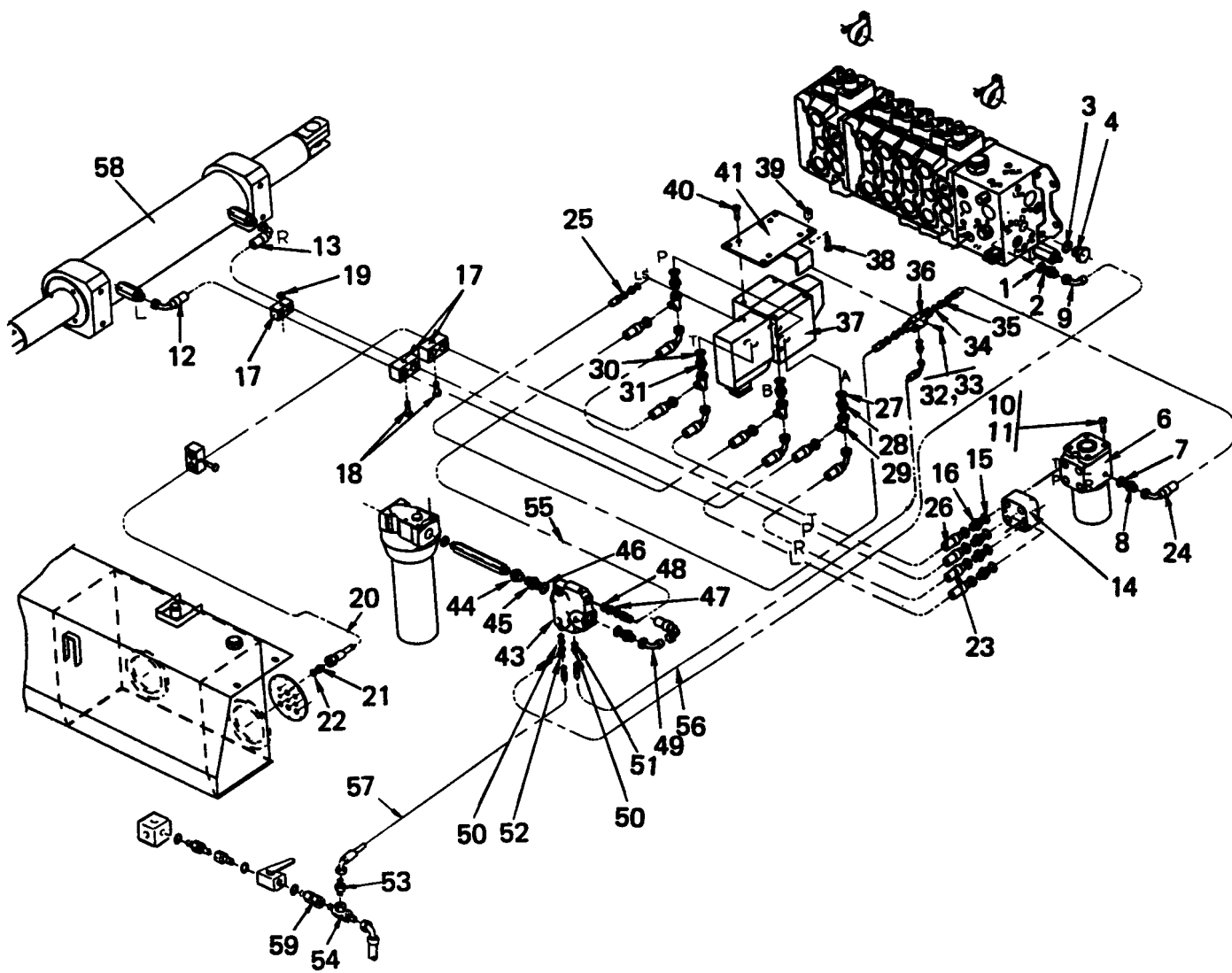
Reservdelar - Spare parts

90

109

1150

1150	Utgåva Issue		Bild nr Picture No		Styrssystem för spakstyr- ning eller mikroratt, hydraulik, A09943.0100		Steering system for Joy stick control or micro steering wheel,hydraulic		
	Pos. Fig.	Antal/Quantity			Art nr Part No	Benämning	Description	Sats Kit	Anmärkning Notes
0010					A09943.0100	Hydraulsystem	Hydraulic system		DRAWING NO.
0020	1	1			5933	Tredoring	Tredoring		
0040	2	1			3471	Adapter	Adapter		
0060	3	1			5936	Tredoring	Tredoring		
0080	4	1			3474	Nippel	Nipple		
0100	5	1			352785.8900	Hydraulslang	Hydraulic hose		
0120	6	1			5860	Styrventil Orbitrol	Steering valve Orbitrol		SEE GR 70, PAGE 37
0130		1			923764.0217	•Tätningssats	•Seal kit		
0140	7	1			920052.011	O-ring	O-ring		
0160	8	1			920985.0010	Nippel	Nipple		
0180	9	1			350235.084	Hydraulslang	Hydraulic hose		
0200	10	4			920042.003	Skruv	Screw		
0220	11	4			98150	Bricka	Washer		
0240	12	1			306902.0600	Hydraulslang	Hydraulic hose		HJB=2750
0260		1			306902.9800	Hydraulslang	Hydraulic hose		HJB=3000
0280		1			457877.0100	Hydraulslang	Hydraulic hose		HJB=3250
0300		1			457877.0200	Hydraulslang	Hydraulic hose		HJB=3500
0320		1			306902.4900	Hydraulslang	Hydraulic hose		HJB=3750
0340		1			306902.4700	Hydraulslang	Hydraulic hose		HJB=4000
0360	13	1			306902.2900	Hydraulslang	Hydraulic hose		HJB=2750
0380		1			306902.6800	Hydraulslang	Hydraulic hose		HJB=3000
0400		1			306902.5200	Hydraulslang	Hydraulic hose		HJB=3250
0420		1			306902.7700	Hydraulslang	Hydraulic hose		HJB=3500
0440		1			306902.4000	Hydraulslang	Hydraulic hose		HJB=3750
0460		1			306902.4600	Hydraulslang	Hydraulic hose		HJB=4000
0480	14	1			920835.0001	Ventilblock	Valve plate		
0490		2			923436.0828	Skruv	Screw		
0500	15	4			5936	Tredoring	Tredoring		
0520	16	4			3474	Nippel	Nipple		
0540	17	12			352670.0500	Överfall	Cap		
0560	18	2			3076	Skruv	Screw		
0580	19	4			920076.003	Låsmutter	Lock nut		
0600	20	1			352785.8900	Hydraulslang	Hydraulic hose		
0620	21	1			3474	Nippel	Nipple		
0640	22	1			5936	Tredoring	Tredoring		
0660	23	2			306902.2300	Hydraulslang	Hydraulic hose		
0680	24	1			350235.004	Hydraulslang	Hydraulic hose		
0700	25	1			350233.051	Hydraulslang	Hydraulic hose		
0720	26	2			306902.9900	Hydraulslang	Hydraulic hose		
0740	27	3			5936	Tredoring	Tredoring		
0760	28	3			3474	Nippel	Nipple		
0780	29	4			922124.0004	Koppling	Fitting		
0800	30	1			5937	Tredoring	Tredoring		
0820	31	1			3465	Adapter	Adapter		
0840	32	2			920099.071	Skruv	Screw		
0860	33	2			920076.002	Låsmutter	Lock nut		
0880	34	4			5933	Tredoring	Tredoring		
0900	35	4			3471	Adapter	Adapter		
0920	36	1			922395.0001	Backventil	Check valve		
0940	37	1			923105.0011	Manöverventil	Control valve		SEE GR 90, PAGE 139
1080	38	4			920099.073	Skruv	Screw		
1100	39	4			423922.0500	Distans	Spacer		
1120	40	4			920099.027	Skruv	Screw		
1140	41	1			458954.0200	Fäste	Bracket		
1160	42	4			920798.0014	O-ring	O-ring		
1180	43					Styrcylinder	Steering cvylinder		SEE GR 60, PAGE 17



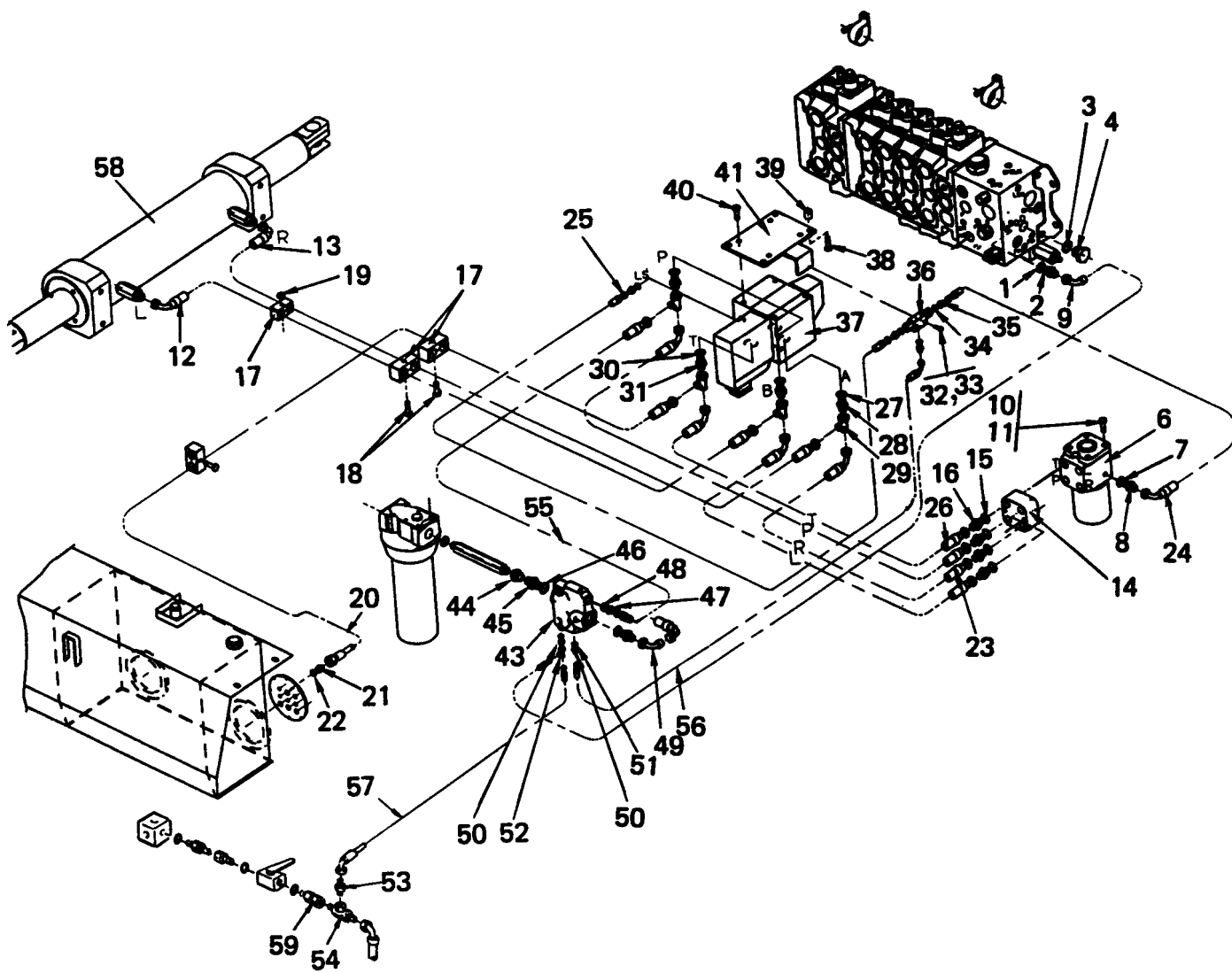
Reservdelar - Spare parts

90

111

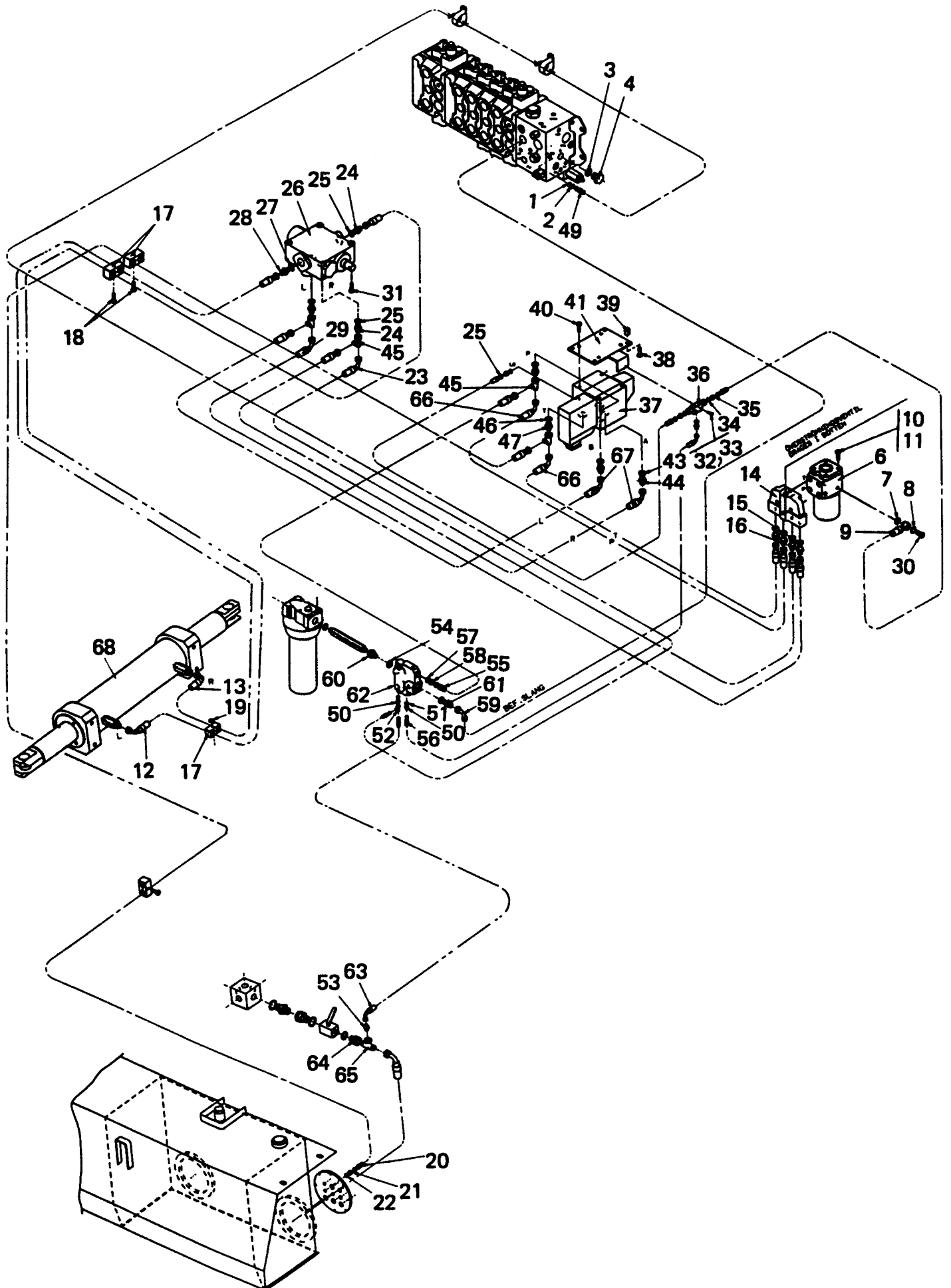
1155

1155	Utgåva Issue		Bild nr Picture No		Styrssystem för spakstyr- ning eller mikroratt, hydraulik, A09943.0200		Steering system for Joy stick control or micro steering wheel,hydraulic		
	Pos. Fig.	Antal/Quantity			Art nr Part No	Benämning	Description	Sats Kit	Anmärkning Notes
0010					A09943.0200	Hydraulsystem	Hydraulic system		DRAWING NO.
0020	1	1			5933	Tredoring	Tredoring		
0040	2	1			3471	Adapter	Adapter		
0060	3	1			5936	Tredoring	Tredoring		
0080	4	1			920999.0001	Plugg	Plug		
0100	5								NOT USED
0120	6	1			5860	Styrventil Orbitrol	Steering valve Orbitrol		SEE GR 70, PAGE 37
0130		1			923764.0217	•Tätningssats	•Seal kit		
0140	7	1			920052.011	O-ring	O-ring		
0160	8	1			920985.0010	Nippel	Nipple		
0180	9	1			350235.014	Hydraulslang	Hydraulic hose		
0200	10	4			920042.003	Skruv	Screw		
0220	11	4			98150	Bricka	Washer		
0240	12	1			306902.0600	Hydraulslang	Hydraulic hose		HJB=2750
0260		1			306902.9800	Hydraulslang	Hydraulic hose		HJB=3000
0280		1			457877.0100	Hydraulslang	Hydraulic hose		HJB=3250
0300		1			457877.0200	Hydraulslang	Hydraulic hose		HJB=3500
0320		1			306902.4900	Hydraulslang	Hydraulic hose		HJB=3750
0340		1			306902.4700	Hydraulslang	Hydraulic hose		HJB=4000
0360	13	1			306902.2900	Hydraulslang	Hydraulic hose		HJB=2750
0380		1			306902.6800	Hydraulslang	Hydraulic hose		HJB=3000
0400		1			306902.5200	Hydraulslang	Hydraulic hose		HJB=3250
0420		1			306902.7700	Hydraulslang	Hydraulic hose		HJB=3500
0440		1			306902.4000	Hydraulslang	Hydraulic hose		HJB=3750
0460		1			306902.4600	Hydraulslang	Hydraulic hose		HJB=4000
0480	14	1			920835.0001	Ventilblock	Valve plate		
0490		2			923436.0828	Skruv	Screw		
0500	15	4			5936	Tredoring	Tredoring		
0520	16	4			3474	Nippel	Nipple		
0540	17	12			352670.0500	Överfall	Cap		
0560	18	2			3076	Skruv	Screw		
0580	19	4			920076.003	Låsmutter	Lock nut		
0600	20	1			352785.8900	Hydraulslang	Hydraulic hose		
0620	21	1			3474	Nippel	Nipple		
0640	22	1			5936	Tredoring	Tredoring		
0660	23	2			306902.2300	Hydraulslang	Hydraulic hose		
0680	24	1			350235.004	Hydraulslang	Hydraulic hose		
0700	25	1			350233.051	Hydraulslang	Hydraulic hose		
0720	26	2			306902.9900	Hydraulslang	Hydraulic hose		
0740	27	3			5936	Tredoring	Tredoring		
0760	28	3			3474	Nippel	Nipple		
0780	29	4			922124.0004	Koppling	Fitting		
0800	30	1			5937	Tredoring	Tredoring		
0820	31	1			3465	Adapter	Adapter		
0840	32	2			920099.071	Skruv	Screw		
0860	33	2			920076.002	Låsmutter	Lock nut		
0880	34	4			5933	Tredoring	Tredoring		
0900	35	4			3471	Adapter	Adapter		
0920	36	1			922395.0001	Backventil	Check valve		
0940	37	1			923105.0011	Manöverventil	Control valve		SEE GR 90, PAGE 139
1080	38	4			920099.073	Skruv	Screw		
1100	39	4			423922.0500	Distans	Spacer		
1120	40	4			920099.027	Skruv	Screw		
1140	41	1			458954.0200	Fäste	Bracket		
1160	42								NOT USED
1180	43	1			923225.0001	Ventil	Valve		
1190		1			923110.0232	•Tätningssats	•Seal kit		
1200	44	1			920834.0020	Koppling	Fitting		
1220	45								NOT USED
1240	46	2			5937	Tredoring	Tredoring		
1260	47	1			3474	Nippel	Nipple		



Reservdelar - Spare parts
90
113

1155	Utgåva Issue		Bild nr Picture No		Styrssystem för spakstyr- ning eller mikroratt, hydraulik, A09943.0200		Steering system for Joy stick control or micro steering wheel,hydraulic	
	980615		18028					
Pos. Fig.	Antal/Quantity			Art nr Part No	Benämning	Description	Sats Kit	Anmärkning Notes
1280	48	1		5936	Tredoring	Tredoring		SEE GROUP 60
1300	49	1		923542.0005	Koppling	Fitting		
1320	50	2		3471	Koppling	Fitting		
1340	51	2		5933	Tredoring	Tredoring		
1360	52	1		922124.0003	Koppling	Fitting		
1380	53	1		920101.005	Koppling	Fitting		
1400	54	1		94170	T-koppling	T-fitting		
1420	55	1		352785.4000	Hydraulslang	Hydraulic hose		
1440	56	1		350235.047	Hydraulslang	Hydraulic hose		
1460	57	1		350235.005	Hydraulslang	Hydraulic hose		
1480	58				Styrcylinder	Steering cylinder		
1500	59	1		920834.0001	Koppling	Fitting		



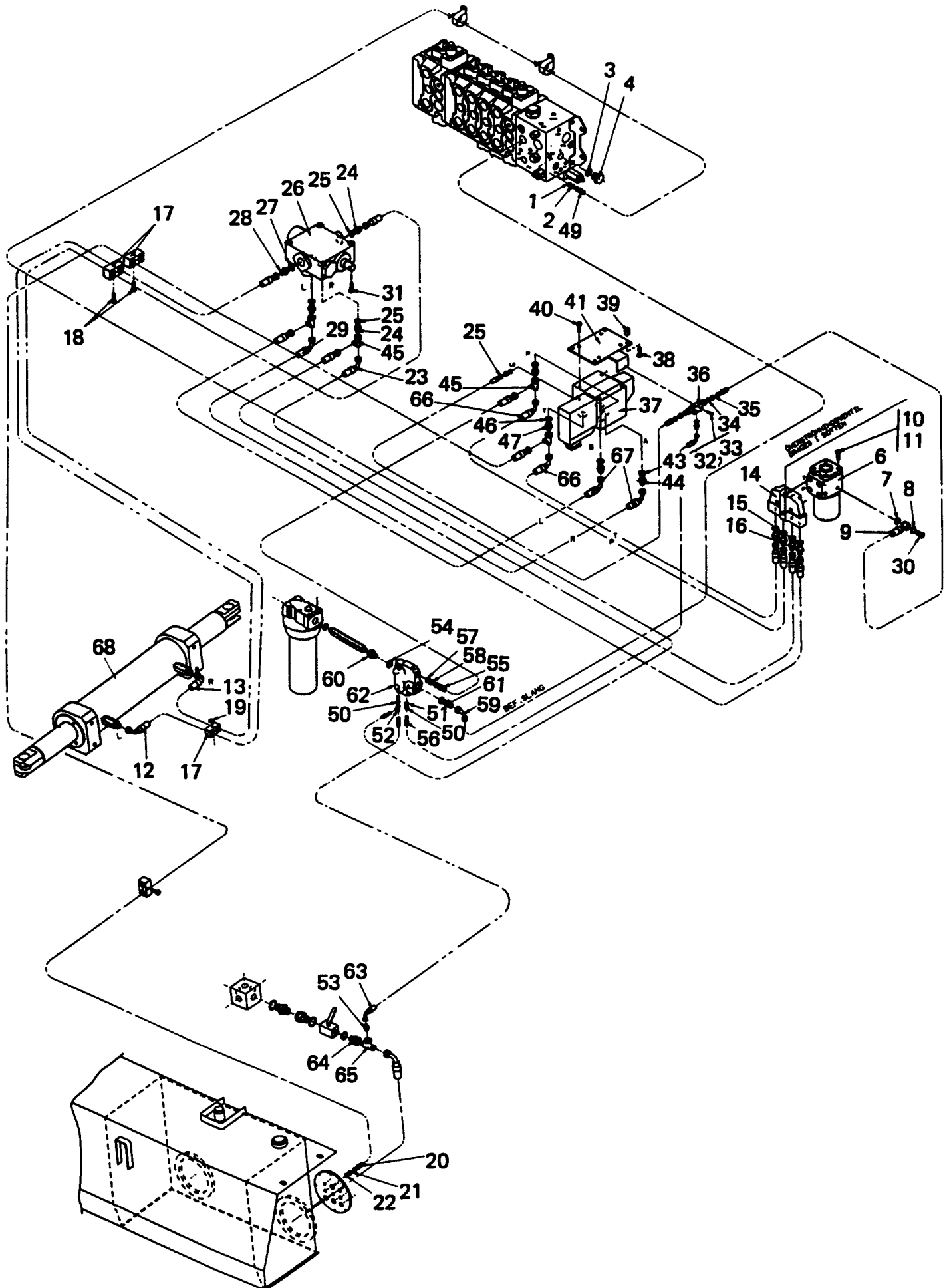
Reservdelar - Spare parts

90

115

1160

1160	Utgåva Issue		Bild nr Picture No		Styrssystem för spakstyr- ning eller mikroratt, hydraulik,VBFS		Steering system for Joy stick control or micro steering wheel,hydraulic		
	Pos. Fig.	Antal/Quantity			Art nr Part No	Benämning	Description	Sats Kit	Anmärkning Notes
0010					A09943.0300	Hydraulsystem	Hydraulic system		DRAWING NO.,VÄNDBAR STYRVENTIL/REVOLVING STEERING VALVE
0011									
0012									
0020	1	1			5933	Tredoring	Tredoring		
0040	2	1			3471	Adapter	Adapter		
0060	3	1			5936	Tredoring	Tredoring		
0080	4	1			920999.0001	Plugg	Plug		
0100	5								
0120	6	1			5860	Styrventil Orbitrol	Steering valve Orbitrol		
0130		1			923764.0217	•Tätningssats	•Seal kit		
0140	7	1			920058.003	Kopparbricka	Copper washer		
0160	8	1			5933	Tredoring	Tredoring		
0180	9	1			353030.0500	Hydraulslang	Hydraulic hose		
0200	10	4			920042.003	Skruv	Screw		
0220	11	4			98150	Bricka	Washer		
0240	12	1			306902.0600	Hydraulslang	Hydraulic hose	HJB=2750	
0260		1			306902.9800	Hydraulslang	Hydraulic hose	HJB=3000	
0280		1			457877.0100	Hydraulslang	Hydraulic hose	HJB=3250	
0300		1			457877.0200	Hydraulslang	Hydraulic hose	HJB=3500	
0320		1			306902.4900	Hydraulslang	Hydraulic hose	HJB=3750	
0340		1			306902.4700	Hydraulslang	Hydraulic hose	HJB=4000	
0360	13	1			306902.2900	Hydraulslang	Hydraulic hose	HJB=2750	
0380		1			306902.6800	Hydraulslang	Hydraulic hose	HJB=3000	
0400		1			306902.5200	Hydraulslang	Hydraulic hose	HJB=3250	
0420		1			306902.7700	Hydraulslang	Hydraulic hose	HJB=3500	
0440		1			306902.4000	Hydraulslang	Hydraulic hose	HJB=3750	
0460		1			306902.4600	Hydraulslang	Hydraulic hose	HJB=4000	
0480	14	1			921314.0002	Ventilblock	Valve plate		
0490		2			923436.0828	Skruv	Screw		
0500	15	4			920002.009	Tredoring	Tredoring		
0520	16	4			921426.0002	Koppling	Fitting		
0540	17	12			352670.0500	Överfall	Cap		
0560	18	2			3076	Skruv	Screw		
0580	19	4			920076.003	Låsmutter	Lock nut		
0600	20	1			352785.8900	Hydraulslang	Hydraulic hose		
0620	21	1			3474	Nippel	Nipple		
0640	22	1			5936	Tredoring	Tredoring		
0660	23	2			306902.7500	Hydraulslang	Hydraulic hose		
0680	24	3			3474	Nippel	Nipple		
0700	25	3			5936	Tredoring	Tredoring		
0720	26	1			920867.0001	Riktningsventil	Reverse valve		
0740	27	1			5937	Tredoring	Tredoring		
0760	28	1			3465	Nippel	Nipple		
0780	29	1			306902.7500	Hydraulslang	Hydraulic hose		
0800	30	1			458538.0100	Hålskruv	Hollow screw		
0820	31	3			3080	Skruv	Screw		
0840	32	2			920099.071	Skruv	Screw		
0860	33	2			920076.002	Låsmutter	Lock nut		
0880	34	4			5933	Tredoring	Tredoring		
0900	35	4			3471	Adapter	Adapter		
0920	36	1			922395.0001	Backventil	Check valve		
0940	37	1			923105.0011	Manöverventil	Control valve	SEE GR 90, PAGE 139	
1080	38	4			920099.073	Skruv	Screw		
1100	39	4			423922.0500	Distans	Spacer		
1120	40	4			920099.027	Skruv	Screw		
1140	41	1			458954.0200	Fäste	Bracket		
1160	42							NOT USED	
1180	43	3			5936	Tredoring	Tredoring		
1200	44	3			3474	Nippel	Nipple		
1220	45	4			922124.0004	T-koppling	T-fitting		
1240	46	1			5937	Tredoring	Tredoring		



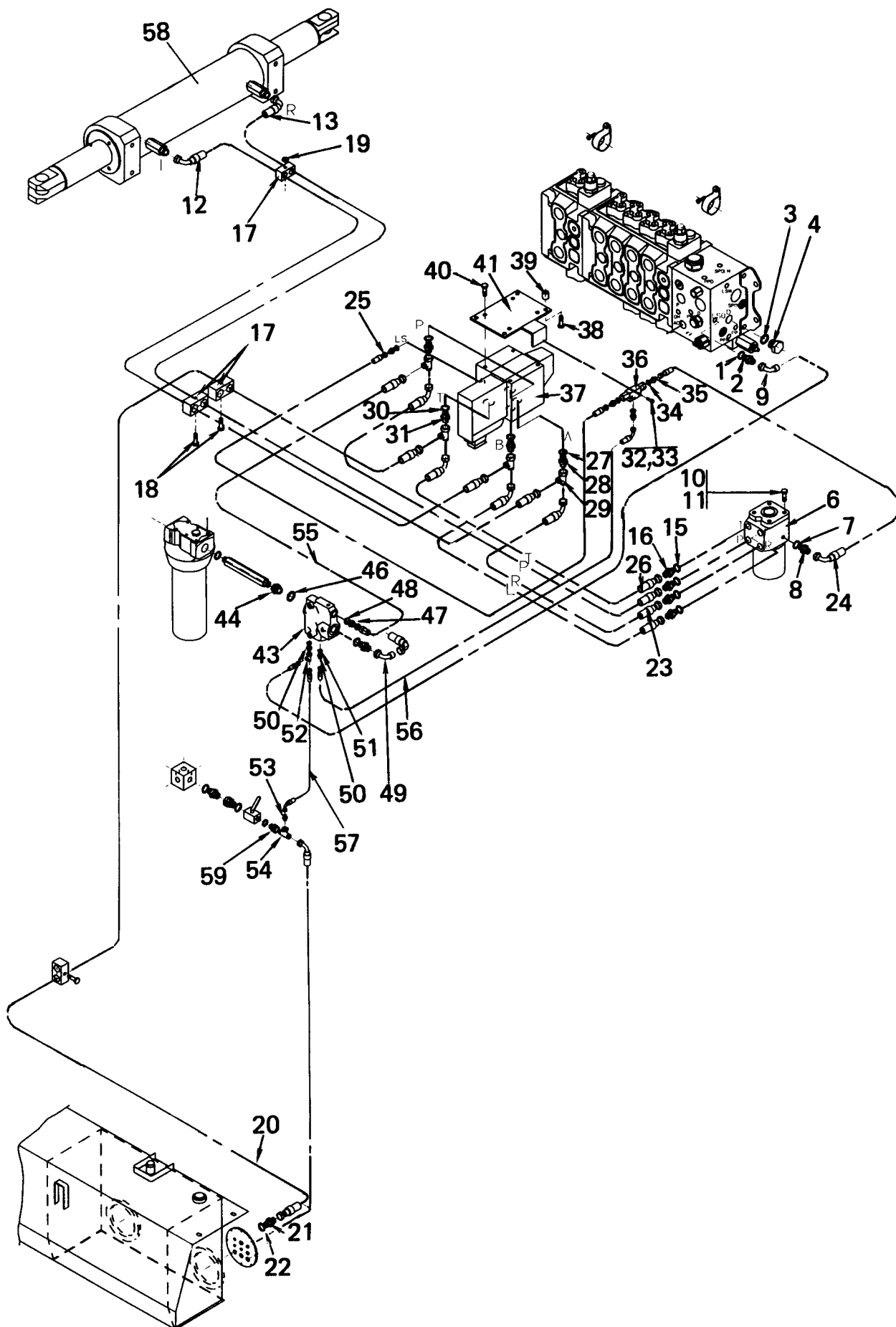
Reservdelar - Spare parts

90

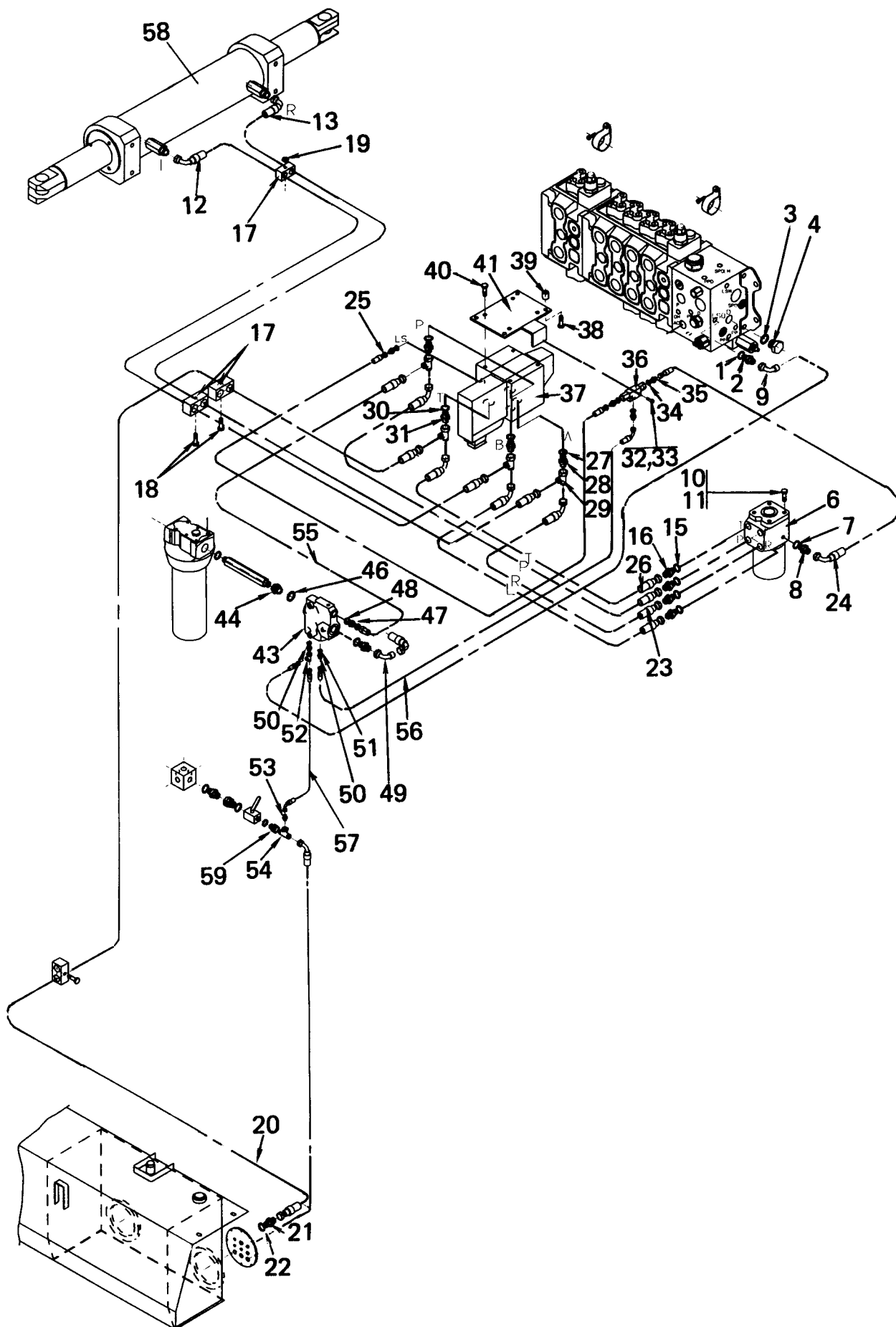
117

1160

1 160	Utgåva Issue		Bild nr Picture No		Styrssystem för spakstyr- ning eller mikroratt, hydraulik,VBFS		Steering system for Joy stick control or micro steering wheel,hydraulic		
	980615		20681						
	Pos. Fig.	Antal/Quantity			Art nr Part No	Benämning	Description	Sats Kit	Anmärkning Notes
1260	47	1			3465	Nippel	Nipple		NOT USED
1280	48								
1300	49	1			350235.014	Hydraulslang	Hydraulic hose		
1320	50	2			3471	Koppling	Fitting		
1340	51	2			5933	Tredoring	Tredoring		
1360	52	1			922124.0003	Koppling	Fitting		
1380	53	1			920101.005	Koppling	Fitting		
1400	54	2			5937	Tredoring	Tredoring		
1420	55	1			352785.4000	Hydraulslang	Hydraulic hose		
1440	56	1			350235.047	Hydraulslang	Hydraulic hose		
1460	57	1			5936	Tredoring	Tredoring		
1480	58	1			3474	Nippel	Nipple		
1500	59	1			923542.0005	Koppling	Fitting		
1520	60	1			920834.0020	Koppling	Fitting		
1540	61	2			3467	Adapter	Adapter		
1560	62	1			923225.0001	Ventil	Valve		
1580	63	1			350235.005	Hydraulslang	Hydraulic hose		
1600	64	1			920834.0001	Koppling	Fitting		
1620	65	1			94170	T-koppling	T-fitting		
1640	66	2			306902.6600	Hydraulslang	Hydraulic hose		
1660	67	2			306902.2300	Hydraulslang	Hydraulic hose		
1700	68					Styrcylinder	Steering cylinder		SEE GROUP 60



1170	Utgåva Issue		Bild nr Picture No		Styrsystem för mikroratt hydraulik A09943.0400		Steering system for micro steering wheel, hydraulic, A09943.0400		
	Pos. Fig.	Antal/Quantity			Art nr Part No	Benämning	Description	Sats Kit	Anmärkning Notes
0010					A09943.0400	Hydraulsystem	Hydraulic system		DRAWING NO.
0020	1	1			5933	Tredoring	Tredoring		
0040	2	1			3471	Adapter	Adapter		
0060	3	1			5936	Tredoring	Tredoring		
0080	4	1			920999.0001	Plugg	Plug		
0100	5								NOT USED
0120	6	1			920207.032	Styrventil Orbitrol	Steering valve Orbitrol		
0130		1			923764.0217	•Tätningssats	•Seal kit		
0140	7	1			5933	Tredoring	Tredoring		
0160	8	1			3471	Adapter	Adapter		
0180	9	1			350235.014	Hydraulslang	Hydraulic hose		
0200	10	4			920042.003	Skruv	Screw		
0220	11	4			98150	Bricka	Washer		
0240	12	1			306902.0600	Hydraulslang	Hydraulic hose		HJB=2750
0260		1			306902.9800	Hydraulslang	Hydraulic hose		HJB=3000
0280		1			457877.0100	Hydraulslang	Hydraulic hose		HJB=3250
0300		1			457877.0200	Hydraulslang	Hydraulic hose		HJB=3500
0320		1			306902.4900	Hydraulslang	Hydraulic hose		HJB=3750
0340		1			306902.4700	Hydraulslang	Hydraulic hose		HJB=4000
0360	13	1			306902.2900	Hydraulslang	Hydraulic hose		HJB=2750
0380		1			306902.6800	Hydraulslang	Hydraulic hose		HJB=3000
0400		1			306902.5200	Hydraulslang	Hydraulic hose		HJB=3250
0420		1			306902.7700	Hydraulslang	Hydraulic hose		HJB=3500
0440		1			306902.4000	Hydraulslang	Hydraulic hose		HJB=3750
0460		1			306902.4600	Hydraulslang	Hydraulic hose		HJB=4000
0480	14								NOT USED
0500	15	4			5936	Tredoring	Tredoring		
0520	16	4			3474	Nippel	Nipple		
0540	17	12			352670.0500	Överfall	Cap		
0560	18	2			3076	Skruv	Screw		
0580	19	4			920076.003	Låsmutter	Lock nut		
0600	20	1			352785.8900	Hydraulslang	Hydraulic hose		
0620	21	1			3474	Nippel	Nipple		
0640	22	1			5936	Tredoring	Tredoring		
0660	23	2			306902.2300	Hydraulslang	Hydraulic hose		
0680	24	1			350235.004	Hydraulslang	Hydraulic hose		
0700	25	1			350233.051	Hydraulslang	Hydraulic hose		
0720	26	2			306902.9900	Hydraulslang	Hydraulic hose		
0740	27	3			5936	Tredoring	Tredoring		
0760	28	3			3474	Nippel	Nipple		
0780	29	4			922124.0004	Koppling	Fitting		
0800	30	1			5937	Tredoring	Tredoring		
0820	31	1			3465	Adapter	Adapter		
0840	32	2			920099.071	Skruv	Screw		
0860	33	2			920076.002	Låsmutter	Lock nut		
0880	34	4			5933	Tredoring	Tredoring		
0900	35	4			3471	Adapter	Adapter		
0920	36	1			922395.0001	Backventil	Check valve		
0940	37	1			923105.0011	Manöverventil	Control valve		KPL SEE GR 90, PAGE 139
0950									
0960		1			923349.0562	•Elmagnet	•Electromagnet		
0980		2			923349.0559	•Tätningssats	•Seal kit		
1000		1			923349.0560	•Tätningssats	•Seal kit		MOT SPAK/AT CONTROL LEVER
1020									
1040		1			923349.0561	•Tätningssats	•Seal kit		MOT ELMAGNET/ AT ELECTROMAGNET
1060									
1080	38	4			920099.073	Skruv	Screw		
1100	39	4			423922.0500	Distans	Spacer		
1120	40	4			920099.027	Skruv	Screw		
1140	41	1			458954.0200	Fäste	Bracket		
1160	42								NOT USED



Reservdelar - Spare parts

90

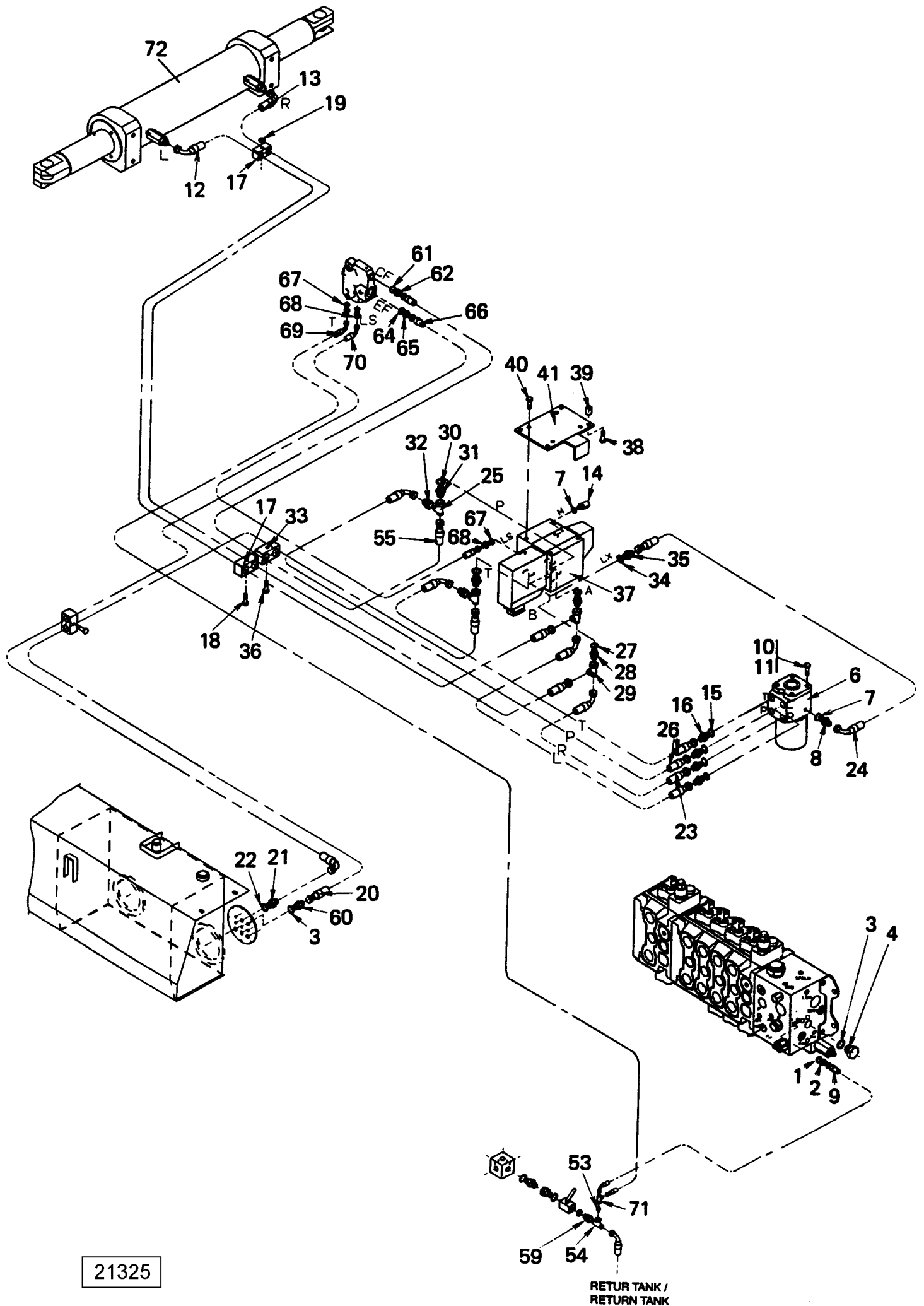
121

1170

Utgåva Issue		Bild nr Picture No		Styrsystem för mikroratt hydraulik A09943.0400		Steering system for micro steering wheel, hydraulic, A09943.0400		
Pos. Fig.	Antal/Quantity			Art nr Part No	Benämning	Description	Sats Kit	Anmärkning Notes
43	1			923225.0001	Ventil	Valve		NOT USED
	1			923110.0232	•Tätningssats	•Seal kit		
44	1			920834.0020	Koppling	Fitting		
45								
46	2			5937	Tredoring	Tredoring		SEE GROUP 60
47	1			3474	Nippel	Nipple		
48	1			5936	Tredoring	Tredoring		
49	1			923542.0005	Koppling	Fitting		
50	2			3471	Koppling	Fitting		
51	2			5933	Tredoring	Tredoring		
52	1			922124.0003	Koppling	Fitting		
53	1			920101.005	Koppling	Fitting		
54	1			94170	T-koppling	T-fitting		
55	1			352785.4000	Hydraulslang	Hydraulic hose		
56	1			350235.047	Hydraulslang	Hydraulic hose		
57	1			350235.005	Hydraulslang	Hydraulic hose		
58					Styrcylinder	Steering cylinder		
59	1			920834.0001	Koppling	Fitting		

NOT USED

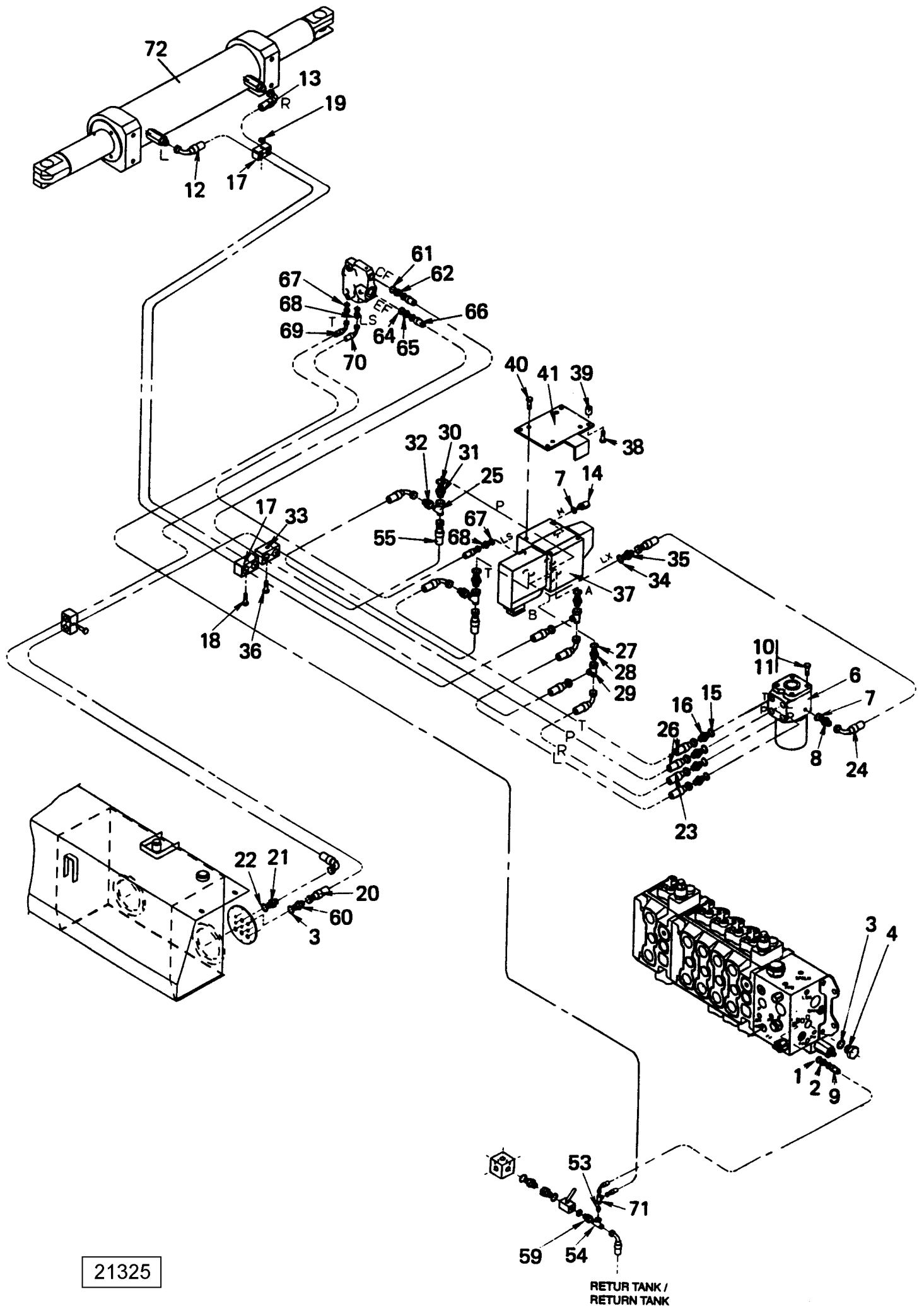
SEE GROUP 60



21325

RETURN TANK /
RETURN TANK

1175	Utgåva Issue 980615		Bild nr Picture No 21325		Styrsystem för mikroratt hydraulik A19370.0100		Steering system for micro steering wheel, hydraulic, A19370.0100		
	Pos. Fig.	Antal/Quantity			Art nr Part No	Benämning	Description	Sats Kit	Anmärkning Notes
0020					A19370.0100	Hydraulsystem	Hydraulic system		DRAWING NO.
0040	1	1			5933	Tredoring	Tredoring		
0060	2	1			3471	Adapter	Adapter		
0080	3	2			5936	Tredoring	Tredoring		
0100	4	1			920999.0001	Plugg	Plug		
0120	5								NOT USED
0140	6	1			920207.032	Styrventil Orbitrol	Steering valve Orbitrol		
0160		1			923764.0217	•Tätningssats	•Seal kit		
0180	7	2			5933	Tredoring	Tredoring		
0200	8	1			A16699.0300	Nippel	Nipple		
0220	9	1			350235.009	Hydraulslang	Hydraulic hose		
0240	10	4			920042.003	Skruv	Screw		
0260	11	4			98150	Bricka	Washer		
0280	12	1			306902.0600	Hydraulslang	Hydraulic hose		HJB=2750
0300		1			306902.9800	Hydraulslang	Hydraulic hose		HJB=3000
0320		1			457877.0100	Hydraulslang	Hydraulic hose		HJB=3250
0340		1			457877.0200	Hydraulslang	Hydraulic hose		HJB=3500
0360		1			306902.4900	Hydraulslang	Hydraulic hose		HJB=3750
0380		1			306902.4700	Hydraulslang	Hydraulic hose		HJB=4000
0400	13	1			306902.2900	Hydraulslang	Hydraulic hose		HJB=2750
0420		1			306902.6800	Hydraulslang	Hydraulic hose		HJB=3000
0440		1			306902.5200	Hydraulslang	Hydraulic hose		HJB=3250
0460		1			306902.7700	Hydraulslang	Hydraulic hose		HJB=3500
0480		1			306902.4000	Hydraulslang	Hydraulic hose		HJB=3750
0500		1			306902.4600	Hydraulslang	Hydraulic hose		HJB=4000
0520	14	1			920794.0002	Måtnippel	Test nipple		
0540	15	4			5936	Tredoring	Tredoring		
0560	16	4			3474	Nippel	Nipple		
0580	17	10			352670.0500	Överfall	Cap		
0600	18	1			3076	Skruv	Screw		
0620	19	4			920076.003	Låsmutter	Lock nut		
0640	20	1			306899.5400	Hydraulslang	Hydraulic hose		
0660	21	1			3467	Adapter	Adapter		
0680	22	1			5938	Tredoring	Tredoring		
0700	23	2			306902.2300	Hydraulslang	Hydraulic hose		
0720	24	1			350235.011	Hydraulslang	Hydraulic hose		
0740	25	1			922124.0006	T-koppling	T-fitting		
0760	26	2			306902.9900	Hydraulslang	Hydraulic hose		
0780	27	2			5936	Tredoring	Tredoring		
0800	28	2			3474	Nippel	Nipple		
0820	29	2			922124.0004	Koppling	Fitting		
0840	30	2			5937	Tredoring	Tredoring		
0860	31	2			3473	Adapter	Adapter		
0880	32	2			920834.0019	Koppling	Fitting		
0900	33	4			352670.0600	Överfall	Cap		
0920	34	1			921777.0001	Tredoring	Tredoring		
0940	35	1			920101.007	Nippel	Nipple		
0960	36	2			3080	Skruv	Screw		
0980	37	1			923105.0013	Manöverventil	Control valve		SEE GR 90, PAGE 139
1000	38	4			920099.073	Skruv	Screw		
1020	39	4			423922.0500	Distans	Spacer		
1040	40	4			920099.027	Skruv	Screw		
1060	41	1			458954.0200	Fäste	Bracket		
1080	42								NOT USED
1100	43								NOT USED
1120	44								NOT USED
1140	45								NOT USED
1160	46								NOT USED
1180	47								NOT USED
1200	48								NOT USED
1220	49								NOT USED



21325

RETURN TANK /
RETURN TANK

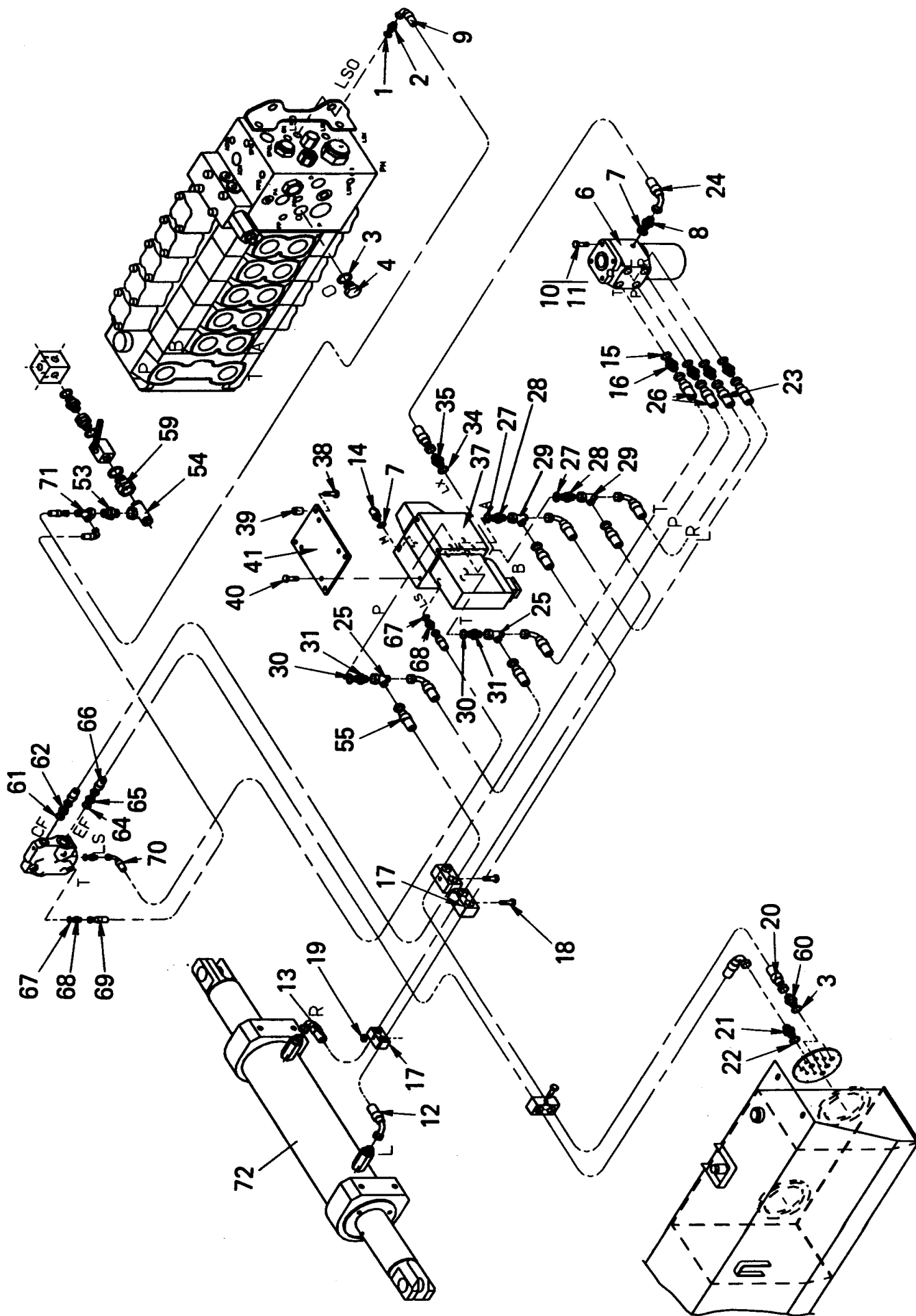
Reservdelar - Spare parts

90

125

1175

1 175	Utgåva Issue		Bild nr Picture No		Styrssystem för mikroratt hydraulik A19370.0100		Steering system for micro steering wheel, hydraulic, A19370.0100		
	980615		21325						
	Pos. Fig.	Antal/Quantity			Art nr Part No	Benämning	Description	Sats Kit	Anmärkning Notes
1240	50								NOT USED
1260	51								NOT USED
1280	52								NOT USED
1300	53	1			920101.005	Koppling	Fitting		
1320	54	1			94170	T-koppling	T-fitting		
1340	55	1			306899.4600	Hydraulslang	Hydraulic hose		
1360	56								NOT USED
1380	57								NOT USED
1400	58								NOT USED
1420	59	1			920834.0001	Koppling	Fitting		
1440	60	1			3465	Adapter	Adapter		
1460	61	1			5936	Tredoring	Tredoring		
1480	62	1			3465	Adapter	Adapter		
1500	63								NOT USED
1520	64	1			5937	Tredoring	Tredoring		
1540	65	1			3473	Adapter	Adapter		
1560	66	1			309171.0100	Hydraulslang	Hydraulic hose		
1580	67	3			5933	Tredoring	Tredoring		
1600	68	3			3471	Adapter	Adapter		
1620	69	1			350235.008	Hydraulslang	Hydraulic hose		
1640	70	1			350235.009	Hydraulslang	Hydraulic hose		
1660	71	1			922124.0003	Koppling	Fitting		
1680	72					Styrcylinder	Steering cylinder		SEE GROUP 60



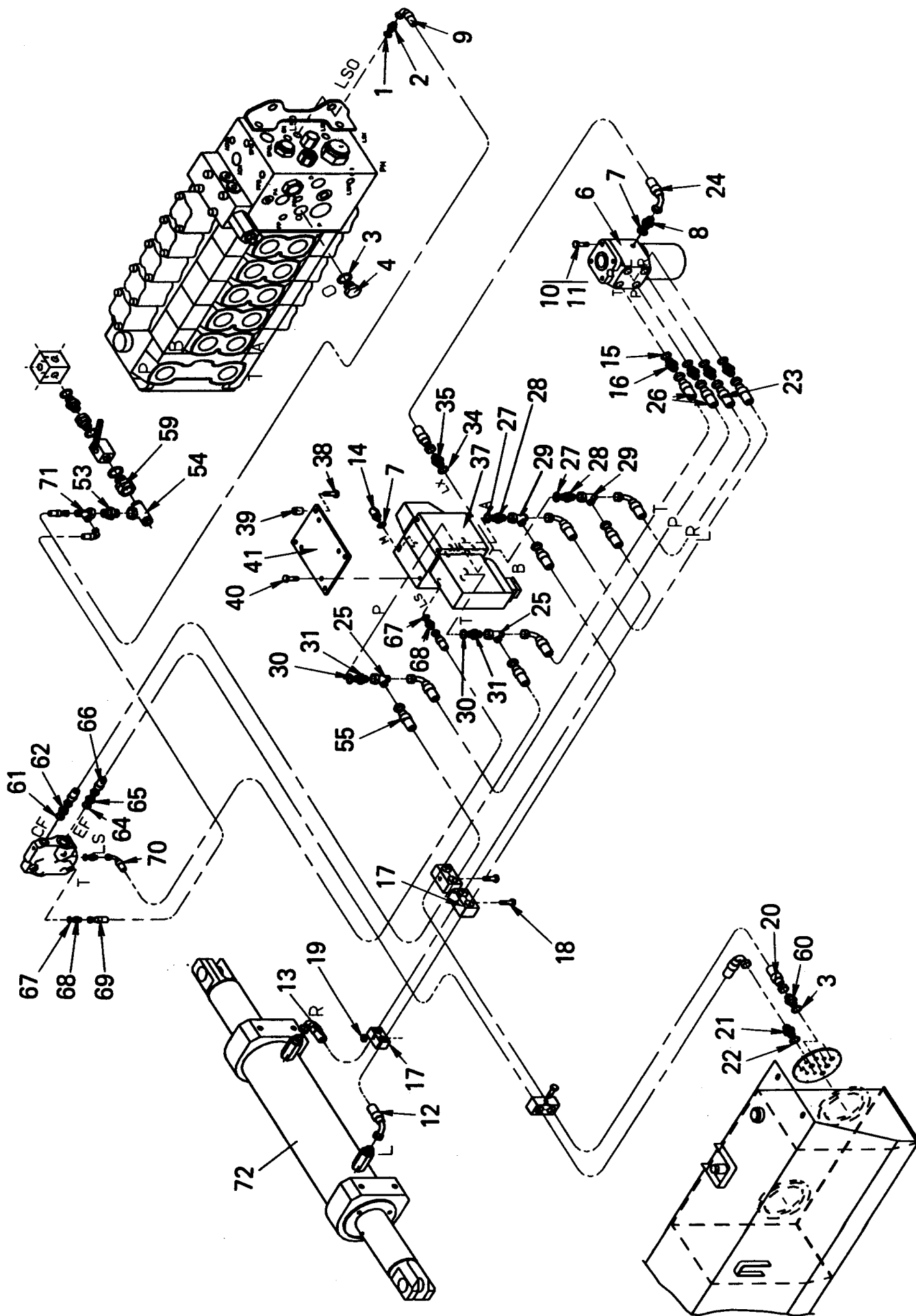
Reservdelar - Spare parts

90

127

1177

1177	Utgåva Issue		Bild nr Picture No		Styrssystem för mikroratt, hydraulik A19370.0300		Steering system for micro steering wheel, hydraulic, A19370.0300		
	Pos. Fig.	Antal/Quantity			Art nr Part No	Benämning	Description	Sats Kit	Anmärkning Notes
0020					A19370.0300	Hydraulsystem	Hydraulic system		DRAWING NO.
0040	1	1			5933	Tredoring	Tredoring		
0060	2	1			3471	Adapter	Adapter		
0080	3	2			5936	Tredoring	Tredoring		
0100	4	1			920999.0001	Plugg	Plug		
0120	5								NOT USED
0140	6	1			920207.032	Styrventil Orbitrol	Steering valve Orbitrol		
0160		1			923764.0217	•Tätningssats	•Seal kit		
0180	7	2			5933	Tredoring	Tredoring		
0200	8	1			A16699.0300	Nippel	Nipple		
0220	9	1			350235.006	Hydraulslang	Hydraulic hose		
0240	10	4			920042.003	Skruv	Screw		
0260	11	4			98150	Bricka	Washer		
0280	12	1			306902.0600	Hydraulslang	Hydraulic hose		HJB=2750
0300		1			306902.9800	Hydraulslang	Hydraulic hose		HJB=3000
0320		1			457877.0100	Hydraulslang	Hydraulic hose		HJB=3250
0340		1			457877.0200	Hydraulslang	Hydraulic hose		HJB=3500
0360		1			306902.4900	Hydraulslang	Hydraulic hose		HJB=3750
0380		1			306902.4700	Hydraulslang	Hydraulic hose		HJB=4000
0400	13	1			306902.2900	Hydraulslang	Hydraulic hose		HJB=2750
0420		1			306902.6800	Hydraulslang	Hydraulic hose		HJB=3000
0440		1			306902.5200	Hydraulslang	Hydraulic hose		HJB=3250
0460		1			306902.7700	Hydraulslang	Hydraulic hose		HJB=3500
0480		1			306902.4000	Hydraulslang	Hydraulic hose		HJB=3750
0500		1			306902.4600	Hydraulslang	Hydraulic hose		HJB=4000
0520	14	1			920794.0002	Mät nipple	Test nipple		
0540	15	4			5936	Tredoring	Tredoring		
0560	16	4			3474	Nippel	Nipple		
0580	17	10			352670.0500	Överfall	Cap		
0600	18	1			3076	Skruv	Screw		
0620	19	4			920076.003	Låsmutter	Lock nut		
0640	20	1			352785.8900	Hydraulslang	Hydraulic hose		
0660	21	1			3467	Adapter	Adapter		
0680	22	1			5938	Tredoring	Tredoring		
0700	23	2			306902.2300	Hydraulslang	Hydraulic hose		
0720	24	1			350235.011	Hydraulslang	Hydraulic hose		
0740	25	1			922124.0004	T-koppling	T-fitting		
0760	26	2			306902.9900	Hydraulslang	Hydraulic hose		
0780	27	2			5936	Tredoring	Tredoring		
0800	28	2			3474	Nippel	Nipple		
0820	29	2			922124.0004	Koppling	Fitting		
0840	30	2			5937	Tredoring	Tredoring		
0860	31	2			3465	Adapter	Adapter		
0880	32								NOT USED
0900	33								NOT USED
0920	34	1			921777.0001	Tredoring	Tredoring		
0940	35	1			920101.007	Nippel	Nipple		
0960	36								NOT USED
0980	37	1			923105.0013	Manöverventil	Control valve		SEE GR 90, PAGE 139
1000	38	4			920099.073	Skruv	Screw		
1020	39	4			423922.0500	Distans	Spacer		
1040	40	4			920099.027	Skruv	Screw		
1060	41	1			458954.0200	Fäste	Bracket		
1080	42								NOT USED
1100	43								NOT USED
1120	44								NOT USED
1140	45								NOT USED
1160	46								NOT USED
1180	47								NOT USED
1200	48								NOT USED
1220	49								NOT USED



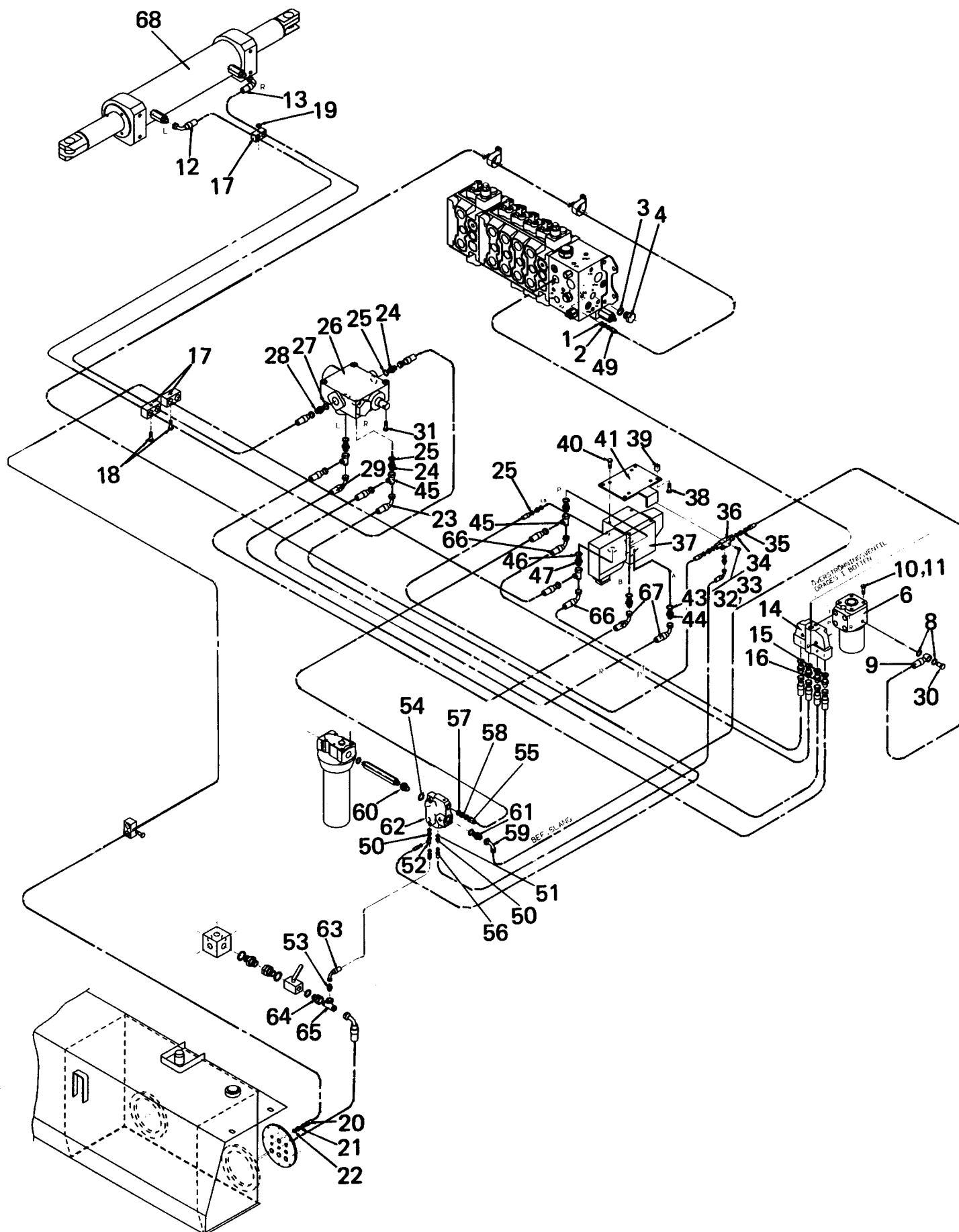
Reservdelar - Spare parts

90

129

1177

1 177	Utgåva Issue		Bild nr Picture No		Styrssystem för mikroratt, hydraulik A19370.0300		Steering system for micro steering wheel, hydraulic, A19370.0300		
	980615	23371							
	Pos. Fig.	Antal/Quantity			Art nr Part No	Benämning	Description	Sats Kit	Anmärkning Notes
1240	50								NOT USED
1260	51								NOT USED
1280	52								NOT USED
1300	53	1			920101.005	Koppling	Fitting		
1320	54	1			94170	T-koppling	T-fitting		
1340	55	1			352785.7200	Hydraulslang	Hydraulic hose		
1360	56								NOT USED
1380	57								NOT USED
1400	58								NOT USED
1420	59	1			920834.0001	Koppling	Fitting		
1440	60	1			3474	Nippel	Nipple		
1460	61	1			5936	Tredoring	Tredoring		
1480	62	1			3474	Nippel	Nipple		
1500	63								NOT USED
1520	64	1			5937	Tredoring	Tredoring		
1540	65	1			3473	Adapter	Adapter		
1560	66	1			309171.0100	Hydraulslang	Hydraulic hose		
1580	67	3			5933	Tredoring	Tredoring		
1600	68	3			3471	Adapter	Adapter		
1620	69	1			350235.097	Hydraulslang	Hydraulic hose		
1640	70	1			350235.009	Hydraulslang	Hydraulic hose		
1660	71	1			922124.0003	Koppling	Fitting		
1680	72					Styrcylinder	Steering cylinder		SEE GROUP 60



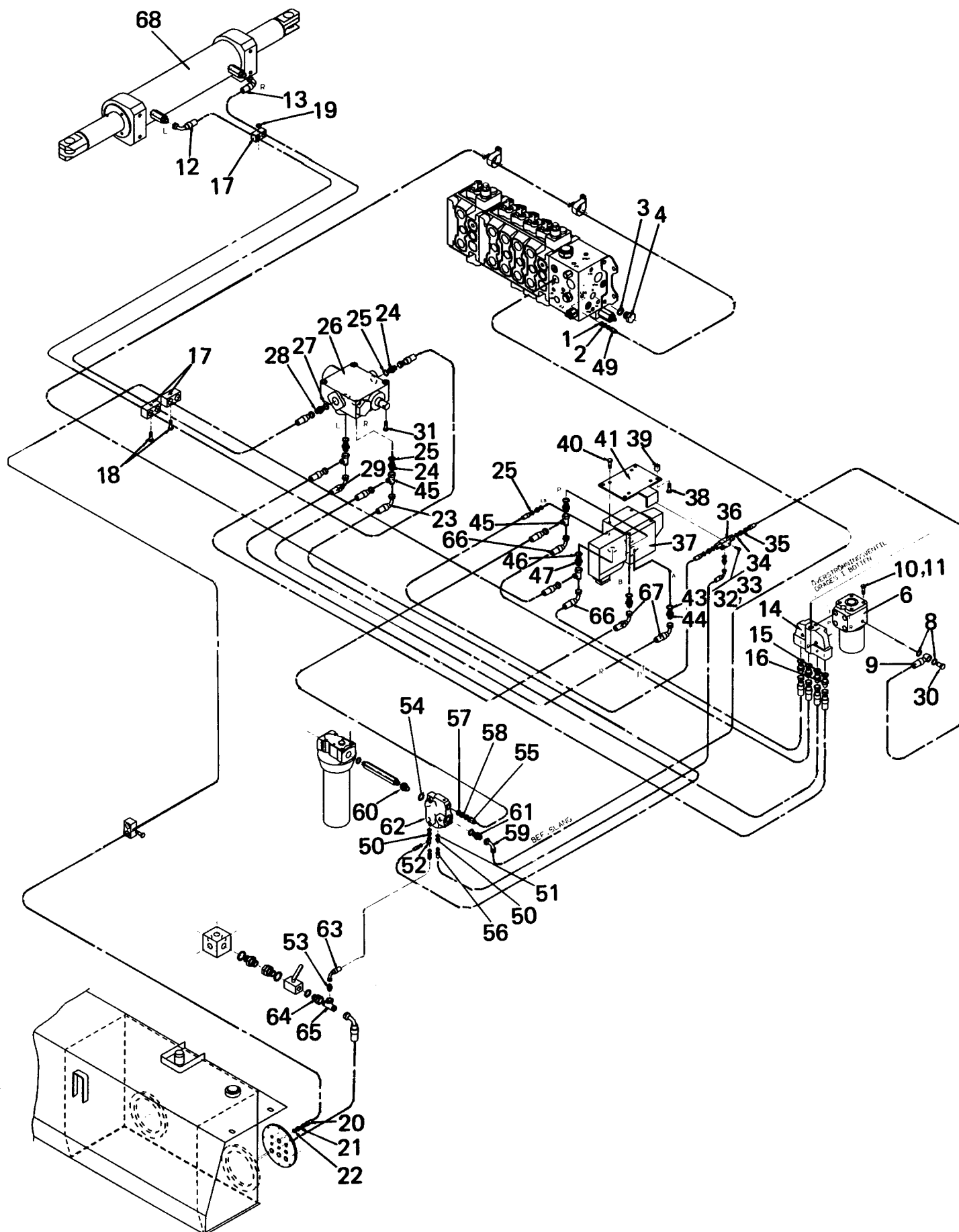
Reservdelar - Spare parts

90

131

1180

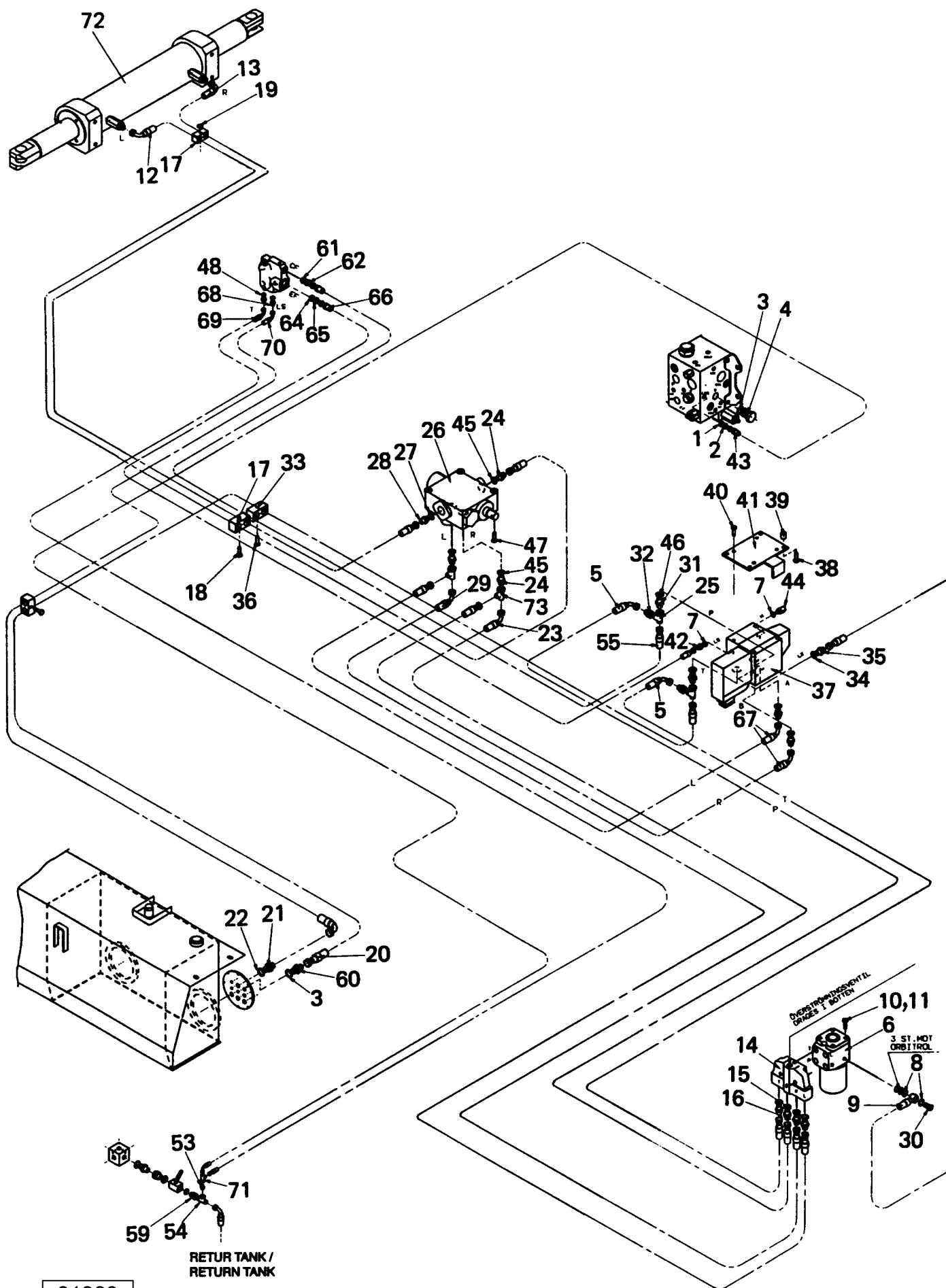
1180	Utgåva Issue		Bild nr Picture No		Styrsystem för mikroratt, hydraulik,VBFS, A09943.0500		Steering system for micro steering wheel, hydraulic,A09943.0500		
	Pos. Fig.	Antal/Quantity			Art nr Part No	Benämning	Description	Sats Kit	Anmärkning Notes
0010					A09943.0500	Hydraulsystem	Hydraulic system		DRAWING NO.,VÄNDBAR STYRVENTIL/REVOLVING STEERING VALVE
0011									
0012									
0020	1	1			5933	Tredoring	Tredoring		NOT USED
0040	2	1			3471	Adapter	Adapter		
0060	3	1			5936	Tredoring	Tredoring		
0080	4	1			920999.0001	Plugg	Plug		NOT USED
0100	5								
0120	6	1			920207.032	Styrventil Orbitrol	Steering valve Orbitrol		
0130		1			923764.0217	•Tätningssats	•Seal kit		NOT USED
0140	7								
0160	8	2			5933	Tredoring	Tredoring		
0180	9	1			353030.0500	Hydraulslang	Hydraulic hose		HJB=2750
0200	10	4			920042.003	Skruv	Screw		
0220	11	4			98150	Bricka	Washer		
0240	12	1			306902.0600	Hydraulslang	Hydraulic hose		HJB=3000
0260		1			306902.9800	Hydraulslang	Hydraulic hose		
0280		1			457877.0100	Hydraulslang	Hydraulic hose		
0300		1			457877.0200	Hydraulslang	Hydraulic hose		HJB=3250
0320		1			306902.4900	Hydraulslang	Hydraulic hose		
0340		1			306902.4700	Hydraulslang	Hydraulic hose		
0360	13	1			306902.2900	Hydraulslang	Hydraulic hose		HJB=4000
0380		1			306902.6800	Hydraulslang	Hydraulic hose		
0400		1			306902.5200	Hydraulslang	Hydraulic hose		
0420		1			306902.7700	Hydraulslang	Hydraulic hose		HJB=2750
0440		1			306902.4000	Hydraulslang	Hydraulic hose		
0460		1			306902.4600	Hydraulslang	Hydraulic hose		
0480	14	1			921314.0002	Ventilblock	Valve plate		HJB=3000
0490		2			923436.0828	Skruv	Screw		
0500	15	4			920002.009	Tredoring	Tredoring		
0520	16	4			921426.0002	Koppling	Fitting		HJB=3250
0540	17	12			352670.0500	Överfall	Cap		
0560	18	2			3076	Skruv	Screw		
0580	19	4			920076.003	Låsmutter	Lock nut		HJB=3500
0600	20	1			352785.8900	Hydraulslang	Hydraulic hose		
0620	21	1			3474	Nippel	Nipple		
0640	22	1			5936	Tredoring	Tredoring		HJB=3750
0660	23	1			306902.7500	Hydraulslang	Hydraulic hose		
0680	24	3			3474	Nippel	Nipple		
0700	25	3			5936	Tredoring	Tredoring		HJB=4000
0720	26	1			920867.0001	Riktningsventil	Reverse valve		
0740	27	1			5937	Tredoring	Tredoring		
0760	28	1			3465	Nippel	Nipple		SEE GR 90, PAGE 139
0780	29	1			306902.7500	Hydraulslang	Hydraulic hose		
0800	30	1			922452.0003	Strypskruv	Throttle screw		
0820	31	3			3080	Skruv	Screw		NOT USED
0840	32	2			920099.071	Skruv	Screw		
0860	33	2			920076.002	Låsmutter	Lock nut		
0880	34	4			5933	Tredoring	Tredoring		
0900	35	4			3471	Adapter	Adapter		
0920	36	1			922395.0001	Backventil	Check valve		
0940	37	1			923105.0011	Manöverventil	Control valve		
1080	38	4			920099.073	Skruv	Screw		
1100	39	4			423922.0500	Distans	Spacer		
1120	40	4			920099.027	Skruv	Screw		
1140	41	1			458954.0200	Fäste	Bracket		
1160	42								
1180	43	3			5936	Tredoring	Tredoring		NOT USED
1200	44	3			3474	Nippel	Nipple		
1220	45	4			922124.0004	T-koppling	T-fitting		
1240	46	1			5937	Tredoring	Tredoring		



Reservdelar - Spare parts
90
133

1180

1 180	Utgåva Issue		Bild nr Picture No		Styrsystem för mikroratt, hydraulik,VBFS, A09943.0500		Steering system for micro steering wheel, hydraulic,A09943.0500		
	Pos. Fig.	Antal/Quantity			Art nr Part No	Benämning	Description	Sats Kit	Anmärkning Notes
1260	47	1			3465	Nippel	Nipple		NOT USED
1280	48								
1300	49	1			350235.014	Hydraulslang	Hydraulic hose		
1320	50	2			3471	Koppling	Fitting		
1340	51	2			5933	Tredoring	Tredoring		
1360	52	1			922124.0003	Koppling	Fitting		
1380	53	1			920101.005	Koppling	Fitting		
1400	54	2			5937	Tredoring	Tredoring		
1420	55	1			352785.4000	Hydraulslang	Hydraulic hose		
1440	56	1			350235.047	Hydraulslang	Hydraulic hose		
1460	57	1			5936	Tredoring	Tredoring		SEE GROUP 60
1480	58	1			3474	Nippel	Nipple		
1500	59	1			923542.0005	Koppling	Fitting		
1520	60	1			920834.0020	Koppling	Fitting		
1540	61	1			3467	Adapter	Adapter		
1560	62	1			923225.0001	Ventil	Valve		
1580	63	1			350235.005	Hydraulslang	Hydraulic hose		
1600	64	1			920834.0001	Koppling	Fitting		
1620	65	1			94170	T-koppling	T-fitting		
1640	66	2			306902.6600	Hydraulslang	Hydraulic hose		
1660	67	2			306902.2300	Hydraulslang	Hydraulic hose		
1700	68					Styrcylinder	Steering cylinder		



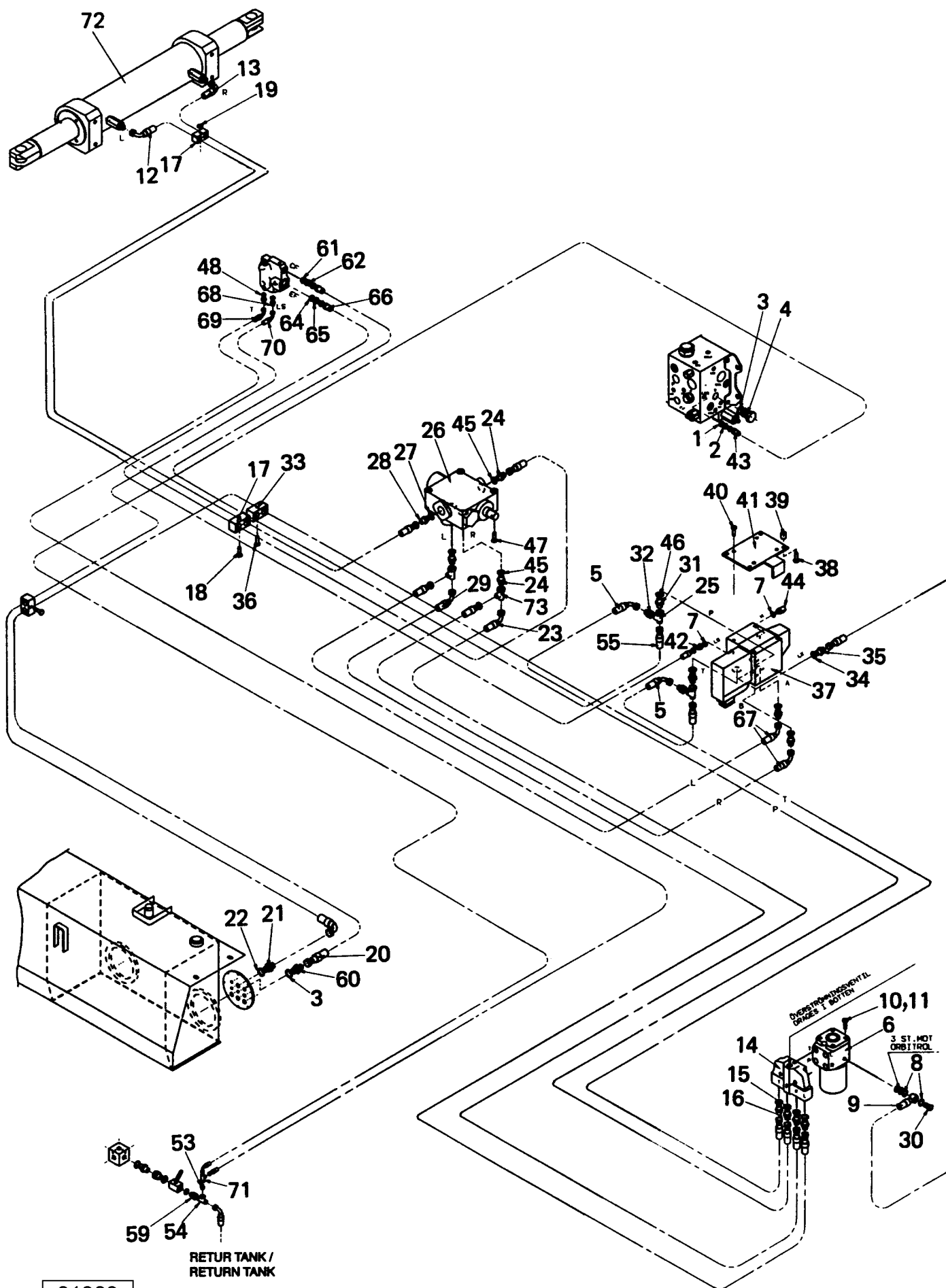
Reservdelar - Spare parts

90

135

1185

1185	Utgåva Issue		Bild nr Picture No		Styrssystem för mikroratt, hydraulik,VBFS, A19370.0200		Steering system for micro steering wheel, hydraulic,A19370.0200		
	Pos. Fig.	Antal/Quantity			Art nr Part No	Benämning	Description	Sats Kit	Anmärkning Notes
0010					A19370.0200	Hydraulsystem	Hydraulic system		DRAWING NO.,VÄNDBAR STYRVENTIL/REVOLVING STEERING VALVE
0011									
0012									
0020	1	1			5933	Tredoring	Tredoring		
0040	2	1			3471	Adapter	Adapter		
0060	3	2			5936	Tredoring	Tredoring		
0080	4	1			920999.0001	Plugg	Plug		
0100	5	2			306902.6600	Hydraulslang	Hydraulic hose		
0120	6	1			920207.032	Styrventil Orbitrol	Steering valve Orbitrol		
0130		1			923764.0217	•Tätningssats	•Seal kit		
0140	7	2			5933	Tredoring	Tredoring		HJB=2750 HJB=3000 HJB=3250 HJB=3500 HJB=3750 HJB=4000 HJB=2750 HJB=3000 HJB=3250 HJB=3500 HJB=3750 HJB=4000
0160	8	4			920058.012	Kopparbricka	Copper washer		
0180	9	1			353030.0500	Hydraulslang	Hydraulic hose		
0200	10	4			920042.003	Skruv	Screw		
0220	11	4			98150	Bricka	Washer		
0240	12	1			306902.0600	Hydraulslang	Hydraulic hose		
0260		1			306902.9800	Hydraulslang	Hydraulic hose		
0280		1			457877.0100	Hydraulslang	Hydraulic hose		
0300		1			457877.0200	Hydraulslang	Hydraulic hose		
0320		1			306902.4900	Hydraulslang	Hydraulic hose		
0340		1			306902.4700	Hydraulslang	Hydraulic hose		SEE GR 90, PAGE 139
0360	13	1			306902.2900	Hydraulslang	Hydraulic hose		
0380		1			306902.6800	Hydraulslang	Hydraulic hose		
0400		1			306902.5200	Hydraulslang	Hydraulic hose		
0420		1			306902.7700	Hydraulslang	Hydraulic hose		
0440		1			306902.4000	Hydraulslang	Hydraulic hose		
0460		1			306902.4600	Hydraulslang	Hydraulic hose		
0480	14	1			921314.0002	Ventilblock	Valve plate		
0490		2			923436.0828	Skruv	Screw		
0500	15	4			920002.009	Tredoring	Tredoring		
0520	16	4			921426.0002	Koppling	Fitting		
0540	17	10			352670.0500	Överfall	Cap		
0560	18	1			3076	Skruv	Screw		
0580	19	4			920076.003	Låsmutter	Lock nut		
0600	20	1			306899.5400	Hydraulslang	Hydraulic hose		
0620	21	1			3474	Nippel	Nipple		
0640	22	1			5938	Tredoring	Tredoring		
0660	23	1			306902.7500	Hydraulslang	Hydraulic hose		
0680	24	3			3474	Nippel	Nipple		SEE GR 90, PAGE 139
0700	25	2			922124.0006	T-koppling	T-fitting		
0720	26	1			920867.0001	Riktningsventil	Reverse valve		
0740	27	1			5937	Tredoring	Tredoring		
0760	28	1			3465	Nippel	Nipple		
0780	29	1			306902.7500	Hydraulslang	Hydraulic hose		
0800	30	1			A16699.0400	Hålskruv	Hollow screw		
0820	31	2			3473	Adapter	Adapter		
0840	32	2			920834.0019	Koppling	Fitting		
0860	33	4			352670.0600	Överfall	Cap		
0880	34	1			921777.0001	Tredoring	Tredoring		
0900	35	1			920101.007	Nippel	Nipple		
0920	36	2			3080	Skruv	Screw		
0940	37	1			923105.0013	Manöverventil	Control valve		
1080	38	4			920099.073	Skruv	Screw		
1100	39	4			423922.0500	Distans	Spacer		
1120	40	4			920099.027	Skruv	Screw		
1140	41	1			458954.0200	Fäste	Bracket		
1160	42	1			3471	Adapter	Adapter		SEE GR 90, PAGE 139
1180	43	1			350235.009	Hydraulslang	Hydraulic hose		
1200	44	1			920794.0002	Mät nipple	Test nipple		
1220	45	3			5936	Tredoring	Tredoring		
1240	46	2			5937	Tredoring	Tredoring		

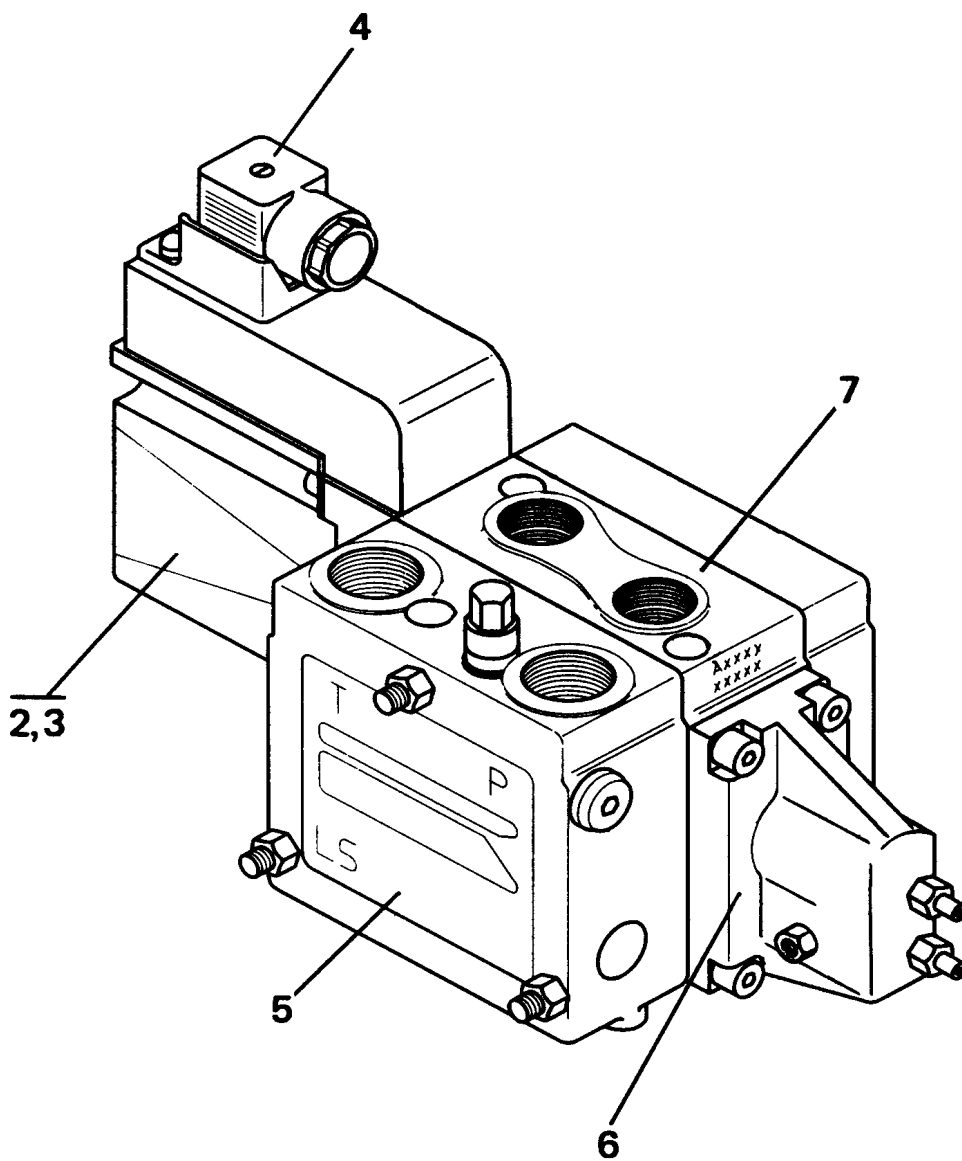


Reservdelar - Spare parts
90
137

1185

1185	Utgåva Issue		Bild nr Picture No		Styrssystem för mikroratt, hydraulik,VBFS, A19370.0200		Steering system for micro steering wheel, hydraulic,A19370.0200		
	980615		21323						
	Pos. Fig.	Antal/Quantity			Art nr Part No	Benämning	Description	Sats Kit	Anmärkning Notes
1260	47	3			3080	Skruv	Screw		
1280	48	3			5933	Tredoring	Tredoring		
1300	49								NOT USED
1320	50								NOT USED
1340	51								NOT USED
1360	52								NOT USED
1380	53	1			920101.005	Koppling	Fitting		
1400	54	1			94170	T-koppling	T-fitting		
1420	55	1			306899.4600	Hydraulslang	Hydraulic hose		
1440	56								NOT USED
1460	57								NOT USED
1480	58								NOT USED
1500	59	1			920834.0001	Koppling	Fitting		
1520	60	1			3465	Adapter	Adapter		
1540	61	1			5936	Tredoring	Tredoring		
1560	62	1			3465	Adapter	Adapter		
1580	63								NOT USED
1600	64	1			5937	Tredoring	Tredoring		
1620	65	1			3473	Adapter	Adapter		
1640	66	1			309171.0100	Hydraulslang	Hydraulic hose		
1660	67	2			306902.2300	Hydraulslang	Hydraulic hose		
1665	68	3			3471	Adapter	Adapter		
1670	69	1			350235.008	Hydraulslang	Hydraulic hose		
1675	70	1			350235.009	Hydraulslang	Hydraulic hose		
1680	71	1			922124.0003	Koppling	Fitting		
1700	72					Styrcylinder	Steering cylinder		SEE GROUP 60
1720	73	2			922124.0004	Koppling	Fitting		

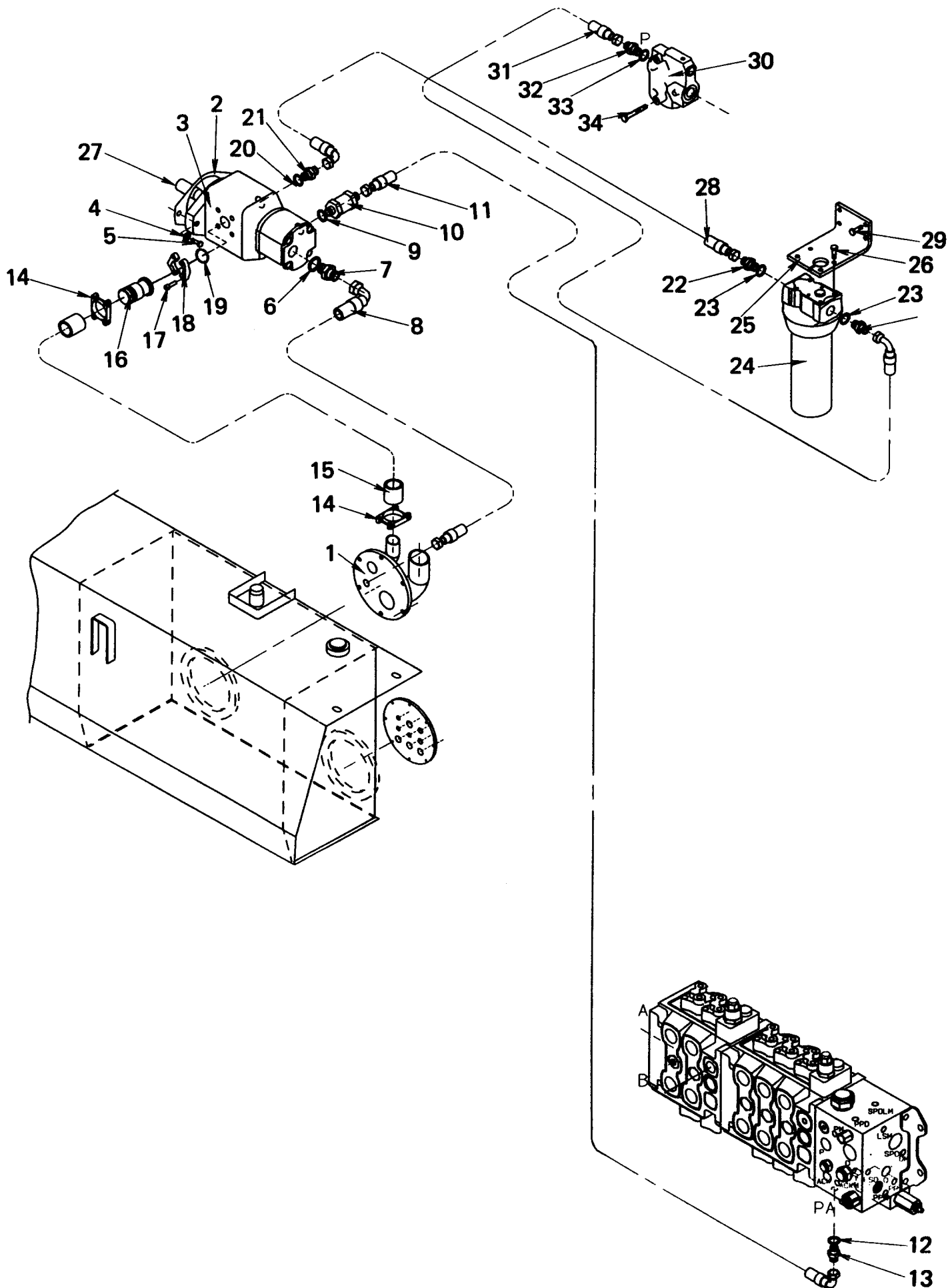
1



Reservdelar - Spare parts
90
139

1190

1190	Utgåva Issue		Bild nr Picture No		Manöverventil 923105.0011,923105.0013		Control valve 923105.0011,923105.0013		
	980615		21882						
	Pos. Fig.	Antal/Quantity			Art nr Part No	Benämning	Description	Sats Kit	Anmärkning Notes
		9231 05. 0011	9231 05. 0013						
0020	1	1			923105.0011	Manöverventil	Control valve		KPL
0040			1		923105.0013	Manöverventil	Control valve		KPL
0060	2	1			923349.0561	•Tätningssats	•Seal kit		MOT ELMAGNET/ AT ELECTROMAGNET
0080									
0100			1		923736.0661	•Tätningssats	•Seal kit		MOT ELMAGNET/ AT ELECTROMAGNET
0120									
0140	3	1			923349.0562	•Elmagnet	•Electromagnet		
0160			1		923736.0662	•Elmagnet	•Electromagnet		
0180	4	1	1		923736.0663	•Kontakt	•Contact		KPL
0200	5	1	1		923736.0660	•Tätningssats	•Seal kit		PUMPSIDA/PUMP SIDE
0220	6	1	1		923349.0560	•Tätningssats	•Seal kit		MOT SPAK/AT CONTROL LEVER
0240									
0260	7	1	1		923349.0559	•Tätningssats	•Seal kit		MOT BASMODUL/ AT BASIC MODULE
0280									



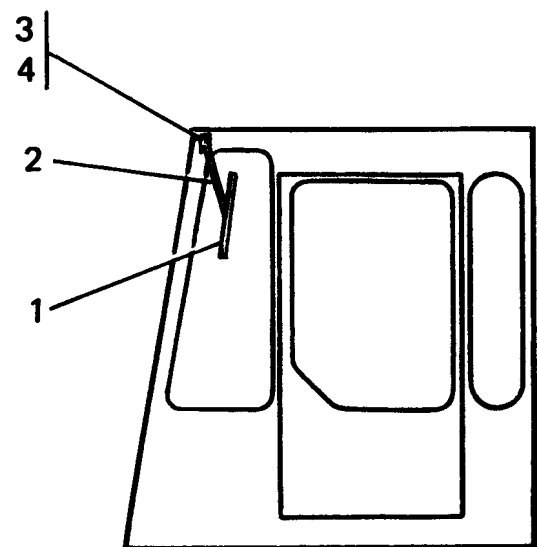

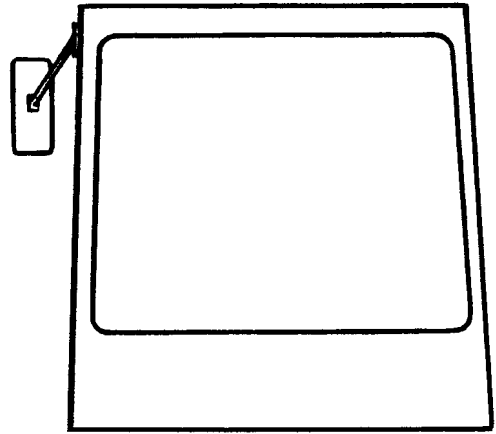

Reservdelar - Spare parts

90

141

1195

1195	Utgåva Issue		Bild nr Picture No		Styr- och ackumulator- laddningspump,slangar, Volvo,A19369.0100		Steering and acc.charging pump,hoses,Volvo, A19369.0100		
	Pos. Fig.	Antal/Quantity			Art nr Part No	Benämning	Description	Sats Kit	Anmärkning Notes
0010	0	-			A19369.0100	Hydraulsystem	Hydraulic system	S S	DRAWING NO.
0100	1	1			451491.1000	Lock	Cover		
0110	2	1			923170.0001	Tätning	Seal		
0120	3	1			923572.0022	Hydraulpump	Hydraulic pump		
0160	4	2			98150	Bricka	Washer		
0180	5	2			2740	Skruv	Screw		
0220	6	1			5936	Tredoring	Tredoring		
0240	7	1			3465	Adapter	Adapter		
0260	8	1			309171.1000	Hydraulslang	Hydraulic hose		
0280	9	1			5936	Tredoring	Tredoring		
0300	10	1			326716.0100	Filter	Filter		
0301		1			923291.0001	•Filter	•Filter		
0302		1			920052.014	•O-ring	•O-ring		
0320	11	1			306865.3400	Hydraulslang	Hydraulic hose		
0340	12	1			5935	Tredoring	Tredoring		
0360	13	1			3472	Adapter	Adapter		
0380	14	2			5473	Slangklamma	Hose clamp		
0400	15	1			455762.0500	Slang	Hose		
0420	16	1			455676.0100	Pumpanslutning	Pump connection		
0440	17	4			2704	Skruv	Screw		
0460	18	2			5443	Flänshalva	Flange half		
0480	19	1			920798.0002	O-ring	O-ring		
0500	20	1			5938	Tredoring	Tredoring		
0520	21	1			3467	Adapter	Adapter		
0540	22	2			920985.0003	Adapter	Adapter		
0560	23	2			5939	Tredoring	Tredoring		
0580	24	1			920523.0007	Högtrycksfilter	High pressure filter		SEE GR 70, PAGE 91
0660	25	1			308973.0900	Fäste	Bracket		
0680	26	4			920042.005	Skruv	Screw		
0700	27	1			922068.0004	Axel	Shaft		
0720	28	1			308797.4000	Hydraulslang	Hydraulic hose		
0740	29	4			920042.006	Skruv	Screw		
0760	30	1			923225.0002	Ventil	Valve		
0770		1			923110.0232	•Tätningssats	•Seal kit		
0780	31	1			309171.0300	Hydraulslang	Hydraulic hose		
0800	32	1			3473	Adapter	Adapter		
0820	33	1			5937	Tredoring	Tredoring		
0840	34	2			3082	Skruv	Screw		



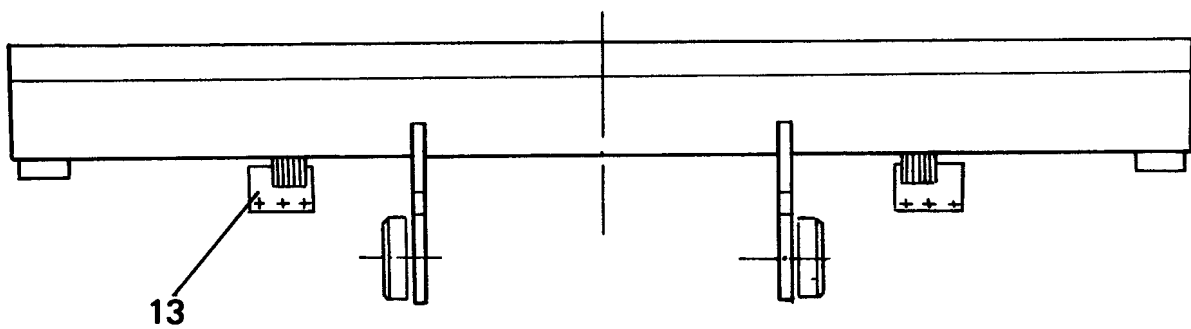
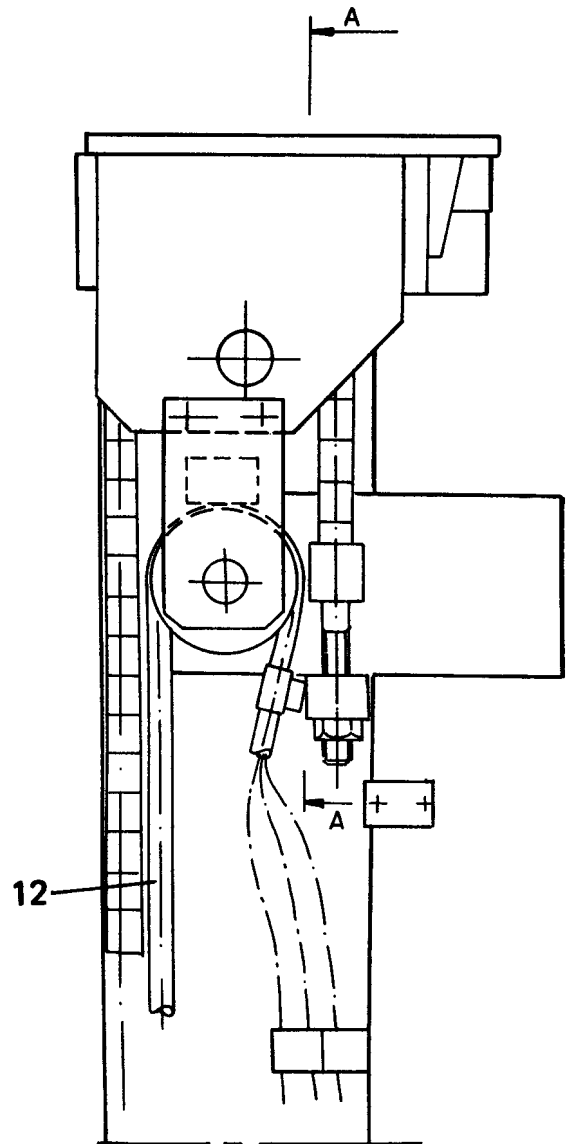
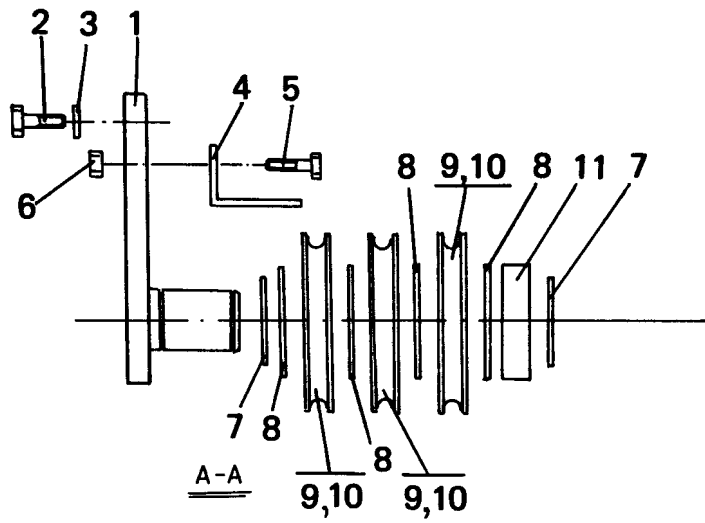
Reservdelar - Spare parts

90

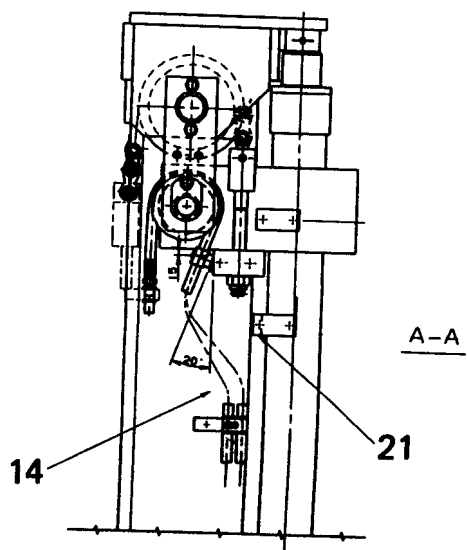
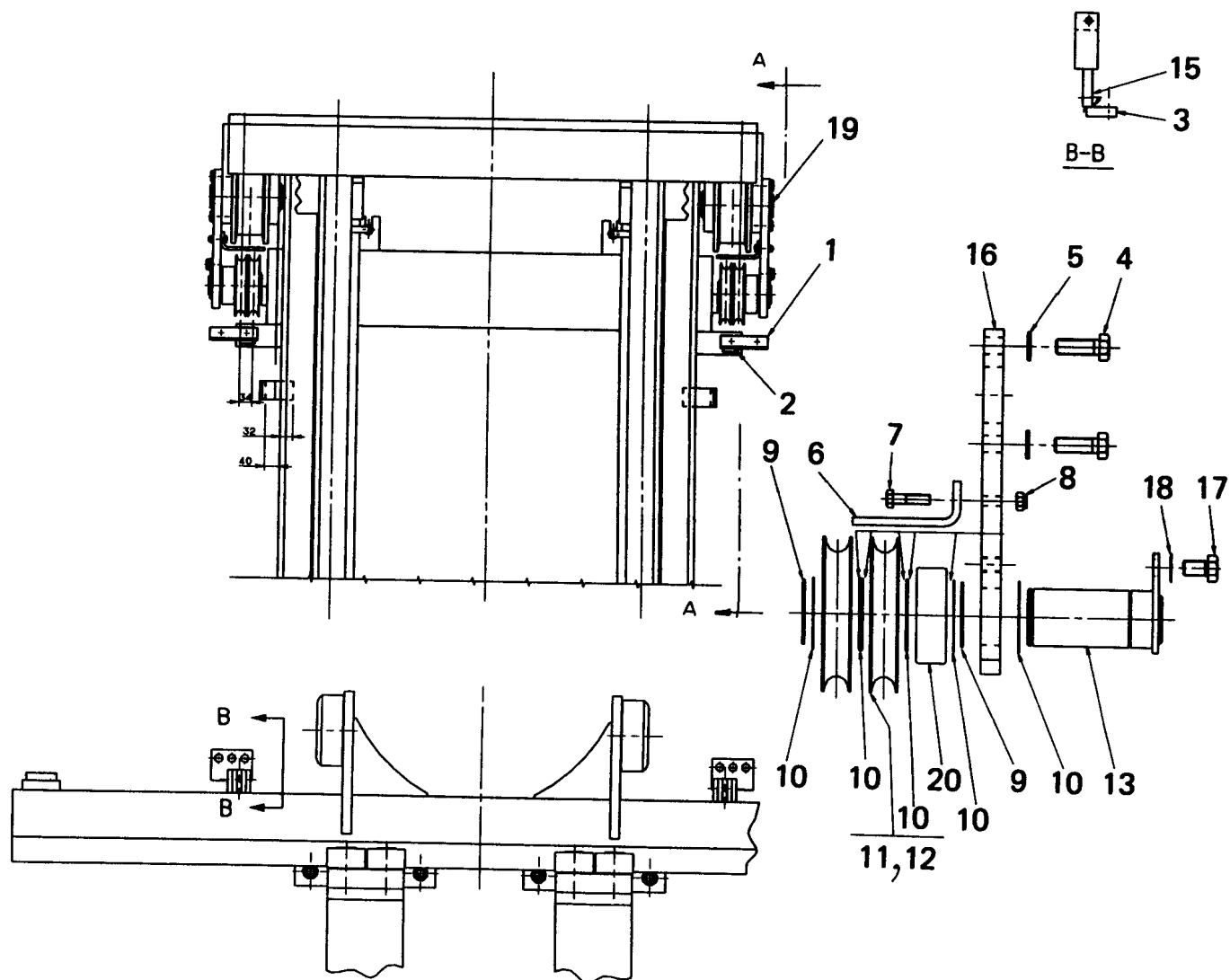
143

1200

1200	Utgåva Issue		Bild nr Picture No		Montering utvändiga back- speglar 357555.xxxx		Mounting rear view mirror outside cab 357555.xxxx		
	Pos. Fig.	Antal/Quantity			Art nr Part No	Benämning	Description	Sats Kit	Anmärkning Notes
		3575 55. 0100	3575 55. 0200	3575 55. 0300					
0020		-			357555.0100				DRAW.NO. MOUNTING RIGHT AND LEFT SIDE DRAW.NO. MOUNTING RIGHT SIDE DRAW.NO. MOUNTING LEFT SIDE
0025					357555.0200				
0040			-						
0045									
0060				-	357555.0300				
0065									
0080	1	2	1	1	921702.0002	Backspegel	Rear view mirror		
0100	2	2	1	1	922159.0001	Fäste	Bracket		
0120	3	12	6	6	3048	Skruv	Screw		
0140	4	12	6	6	98106	Mutter	Nut		



Utgåva Issue		Bild nr Picture No		Slangdragnig över DUP- stativ (för bättre sikt)		Hoses over lifting mast DUP (increased view)		
980615		16674		157464.0100,0200,0300		157464.0100,0200,0300		
Pos. Fig.	Antal/Quantity			Art nr Part No	Benämning	Description	Sats Kit	Anmärkning Notes
	1574 64. 0100	1574 64. 0300	1574 64. 0200					
	-	-	-	157464.0100				DRAW.NO. DRAW.NO. DRAW.NO.
				157464.0300				
				157464.0200				
1	2	2	2	457465.0100	Fäste	Bracket		
2	4	4	4	920042.070	Skruv	Screw		
3	4	4	4	98154	Bricka	Washer		
4	2	2	2	308149.0200	Slangskydd	Hose protection		
5	4	4	4	920042.008	Skruv	Screw		
6	4	4	4	5957	Mutter	Nut		
7	4	4	4	5517	Spärring	Retaining ring		
8	8	8	8	920370.002	Justermellanlägg	Shim		
9	6	6	6	306897.0200	Slanghjul	Hose wheel		
10	6	6	6	920070.007	Glidlager	Slide bearing		
11		ERF		407068.0100	Distans	Spacer		
12	6	6		352785.3100	Hydraulslang	Hydraulic hose		
			6	352785.3700	Hydraulslang	Hydraulic hose		
13	2	2	2	450087.1000	Slangfäste	Hose attachment		



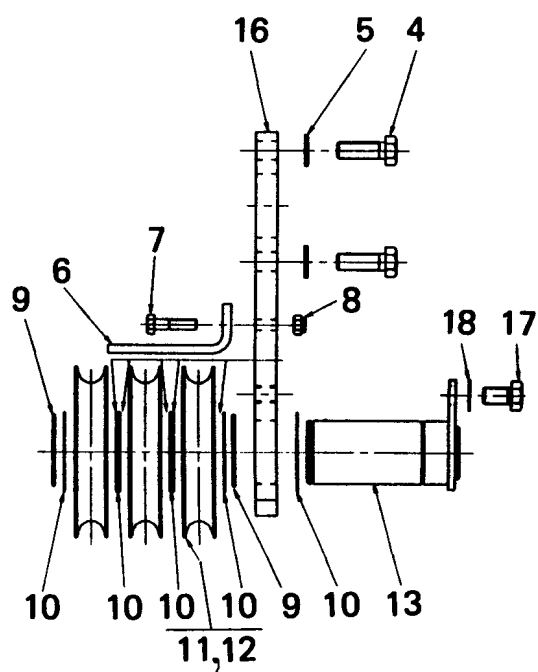
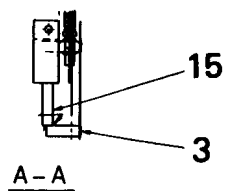
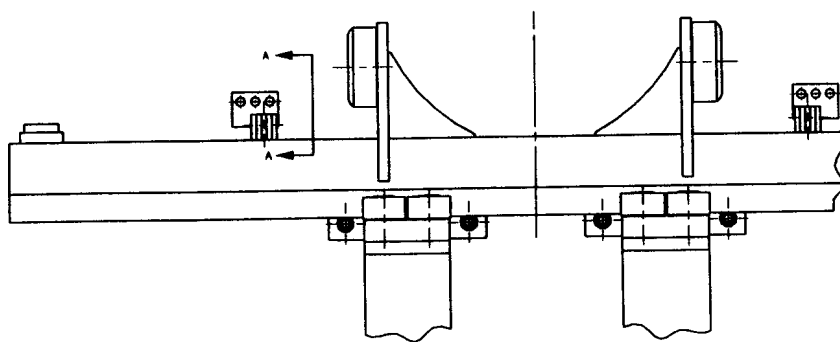
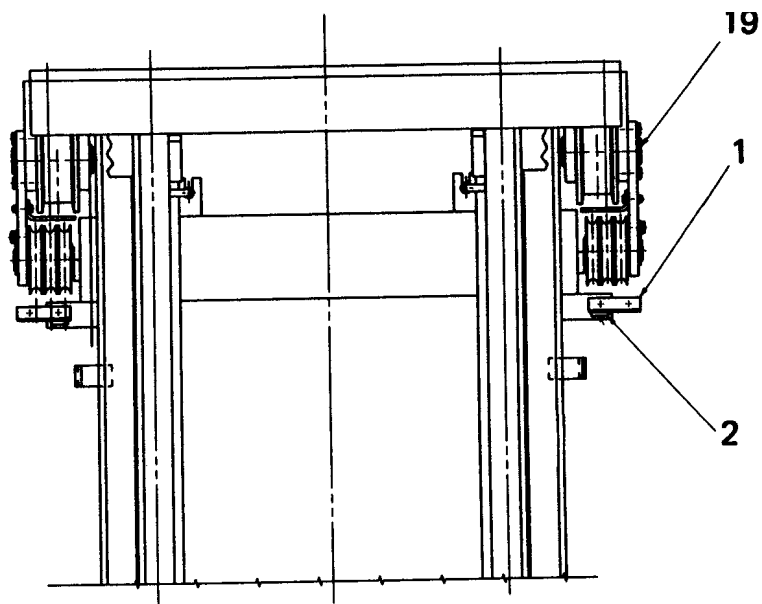
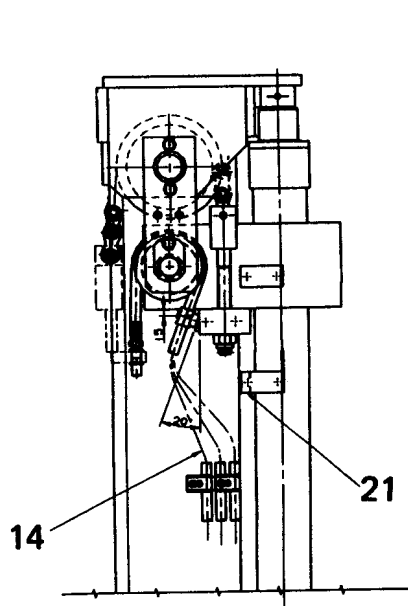
Reservdelar - Spare parts

90

147

1255

Utgåva Issue		Bild nr Picture No		Slangdragning över DUP- stativ (för bättre sikt)		Hoses over lifting mast DUP (increased view)		
980615		20714		157464.0400		157464.0400		
Pos. Fig.	Antal/Quantity			Art nr Part No	Benämning	Description	Sats Kit	Anmärkning Notes
	1574 64. 0400							
	-			157464.0400				DRAW.NO.
1	2			455833.0100	Fäste	Bracket		3 SLANGAR/ 3 HOSES



20715

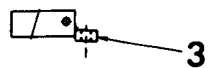
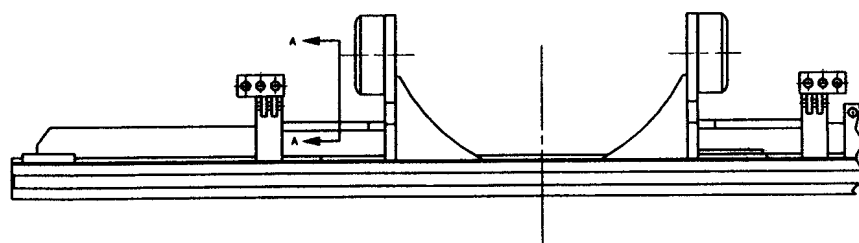
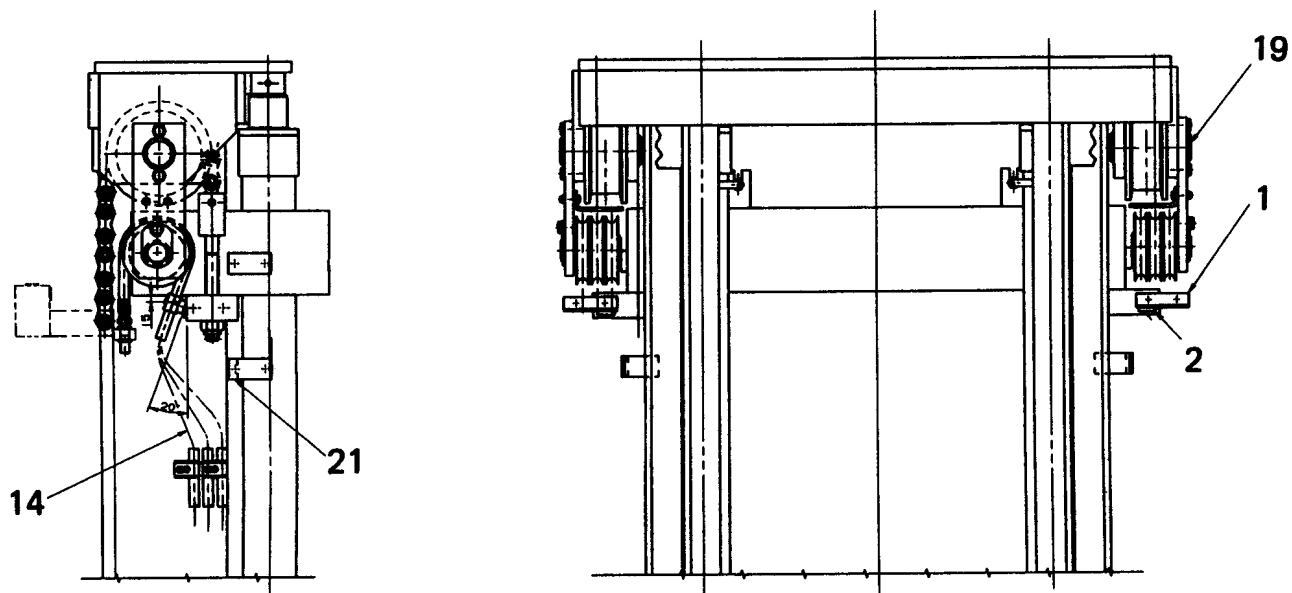
Reservdelar - Spare parts

90

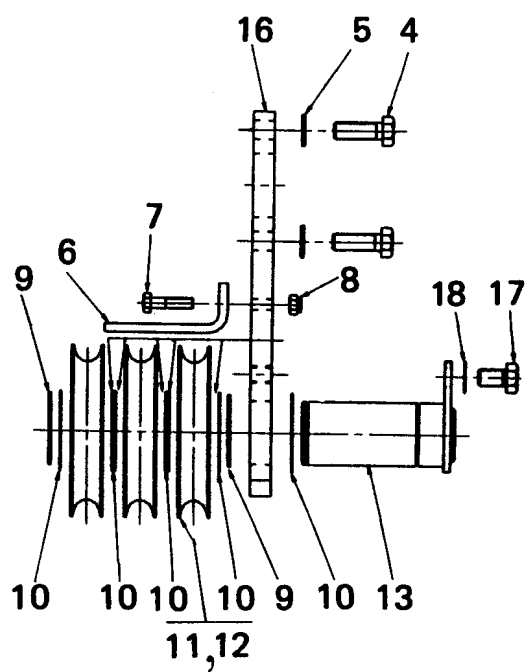
149

1260

1260	Utgåva Issue		Bild nr Picture No		Slangdragning över DUP- stativ (för bättre sikt) 157464.0500,.0700		Hoses over lifting mast DUP (increased view) 157464.0500,.0700		
	Pos. Fig.	Antal/Quantity			Art nr Part No	Benämning	Description	Sats Kit	Anmärkning Notes
		1574 64. 0500	1574 64. 0700						
0020		-			157464.0500				DRAW.NO.
0040			-		157464.0700				DRAW.NO.
0080	1	2	2		455833.0100	Fäste	Bracket		3 SLANGAR/ 3 HOSES
0100	2	2	2		R43635.006	Platta	Plate		
0120	3	2	2		450087.0100	Slangfäste	Hose attachment		
0140	4	4	4		920042.070	Skruv	Screw		
0160	5	4	4		98154	Bricka	Washer		
0180	6	2	2		308149.0200	Slangskydd	Hose protection		
0200	7	4	4		920042.008	Skruv	Screw		
0220	8	4	4		5957	Mutter	Nut		
0240	9	4	4		5517	Spårring	Retaining ring		
0260	10	22	22		920370.002	Justermellanlägg	Shim		
0270	11	6	6		306897.0200	Slanghjul	Hose wheel		
0320	12	6	6		920070.007	Glidlager	Slide bearing		
0360	13	2	2		A14089.0100	Axeltapp	Shaft pivot		
0380	14	4	4		352785.XXXX	Hydraulslang	Hydraulic hose		
0400	15	2	2		R43966.003	Platta	Plate		
0420	16	2	2		A14088.0100	Fäste	Bracket		
0440	17	2	2		920042.027	Skruv	Screw		
0460	18	2	2		923449.0002	Bricka	Washer		
0480	19	2	2		A14104.0100	Axel	Shaft		
0500	20								NOT USED
0520	21	2	2		R43958.023	Platta	Plate		



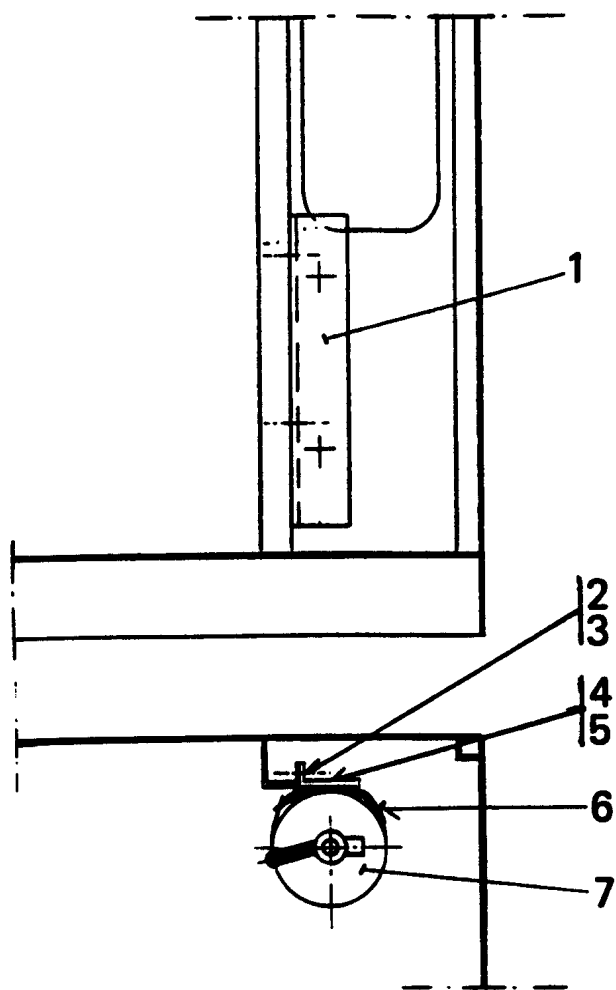
A-A



Reservdelar - Spare parts
90
151

1270

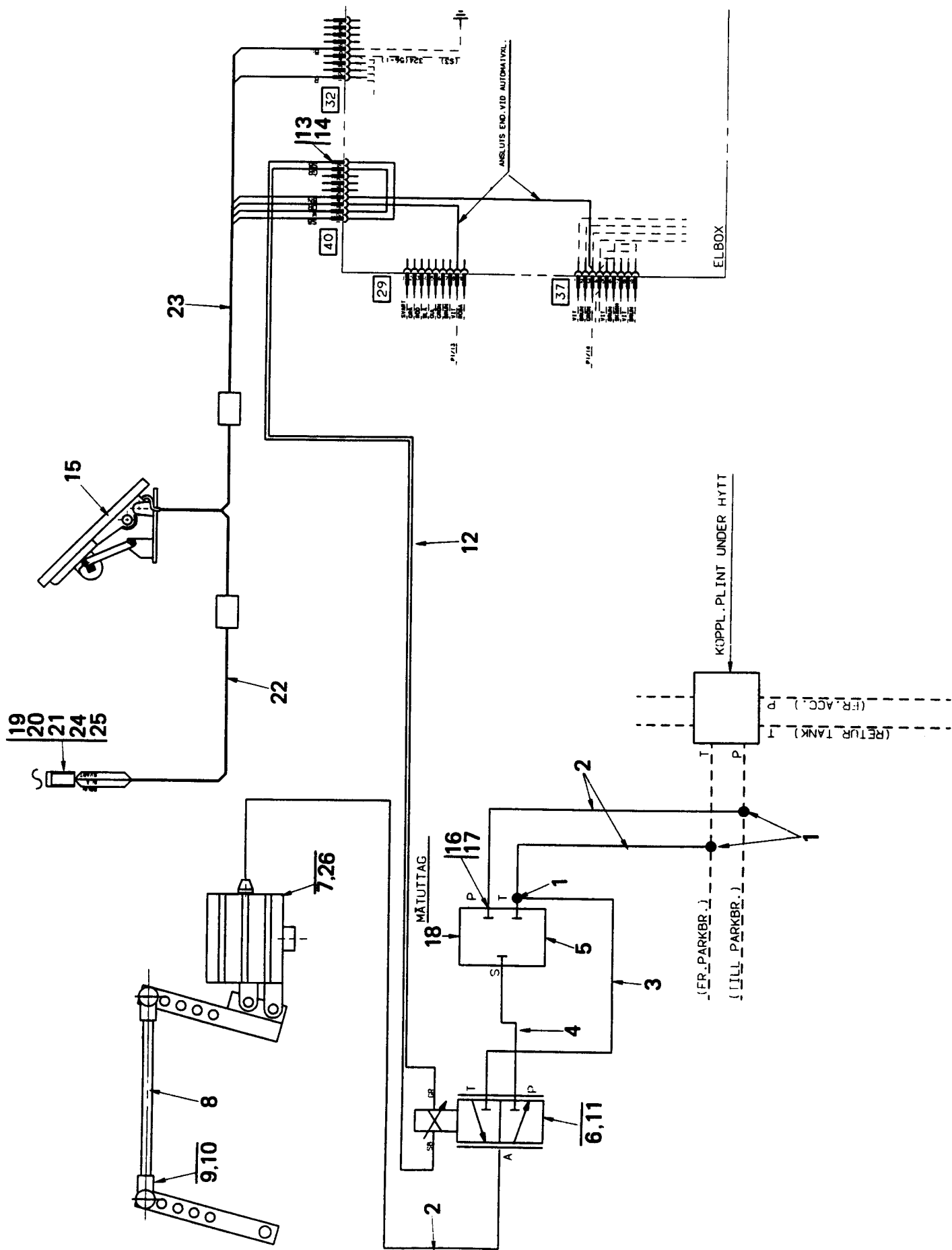
1270	Utgåva Issue		Bild nr Picture No		Slangdragning över DUP- stativ (för bättre sikt) 157464.0900,.1000		Hoses over lifting mast DUP (increased view) 157464.0900,.1000		
	Pos. Fig.	Antal/Quantity			Art nr Part No	Benämning	Description	Sats Kit	Anmärkning Notes
		1574 64. 0900	1574 64. 1000						
0020		-			157464.0900				DRAW.NO.
0040			-		157464.1000				DRAW.NO.
0080	1	2	2		455833.0100	Fäste	Bracket		3 SLANGAR/ 3 HOSES
0100	2	2	2		R43635.006	Platta	Plate		
0120	3	2	2		450087.1200	Slangfäste	Hose attachment		
0140	4	4	4		920042.070	Skruv	Screw		
0160	5	4	4		98154	Bricka	Washer		
0180	6	2	2		308149.0200	Slangskydd	Hose protection		
0200	7	4	4		920042.008	Skruv	Screw		
0220	8	4	4		5957	Mutter	Nut		
0240	9	4	4		5517	Spårring	Retaining ring		
0260	10	22	22		920370.002	Justermellanlägg	Shim		
0270	11	6	6		306897.0200	Slanghjul	Hose wheel		
0320	12	6	6		920070.007	Glidlager	Slide bearing		
0360	13	2	2		A14089.0100	Axeltapp	Shaft pivot		
0380	14	4	4		352785.XXXX	Hydraulslang	Hydraulic hose		
0400	15								2) NOT USED
0420	16	2	2		A14088.0100	Fäste	Bracket		NOT USED
0440	17	2	2		920042.027	Skruv	Screw		
0460	18	2	2		923449.0002	Bricka	Washer		
0480	19	2	2		A14104.0100	Axel	Shaft		
0500	20								
0520	21	2	2		R43958.023	Platta	Plate		



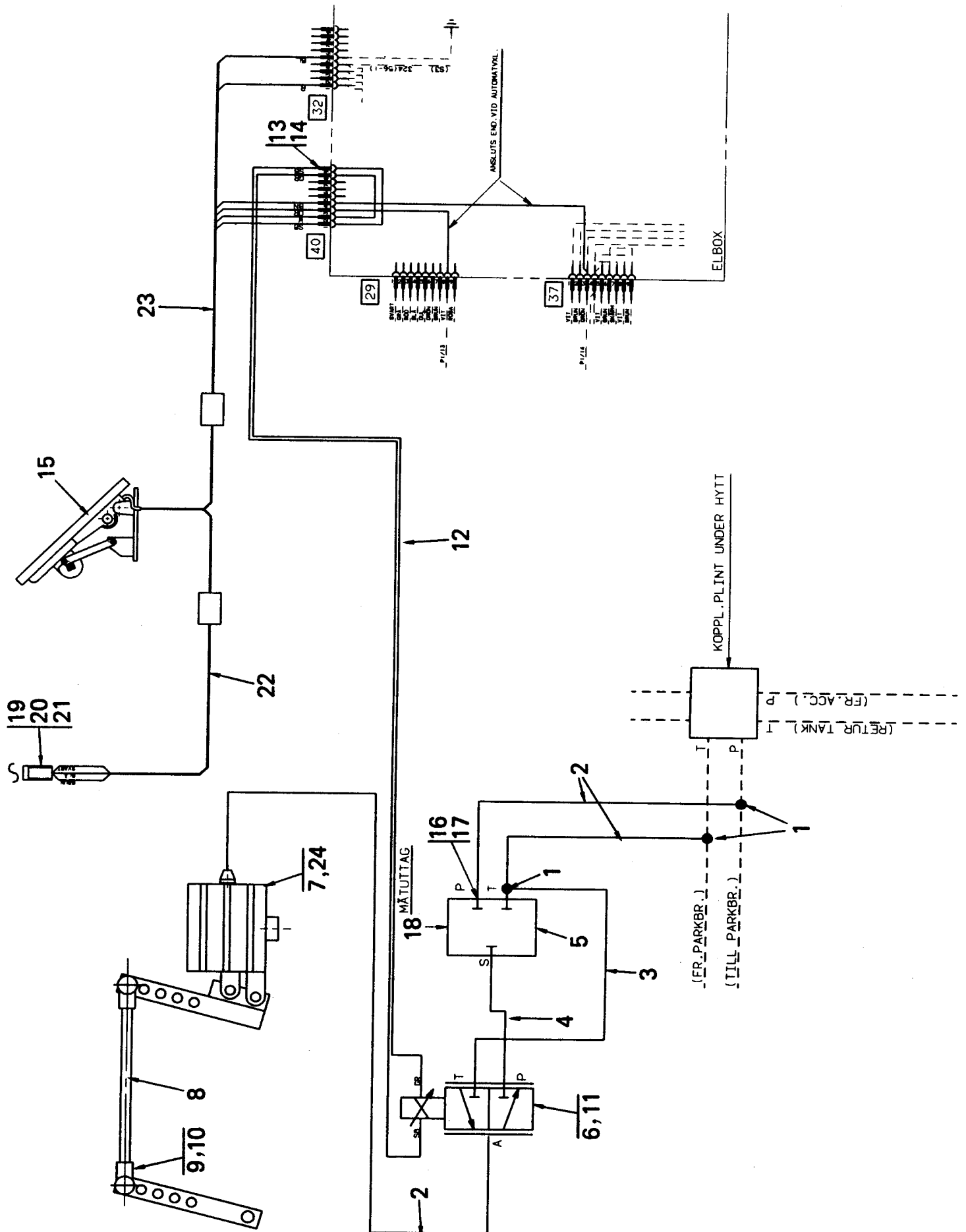
Reservdelar - Spare parts
90
153

1300

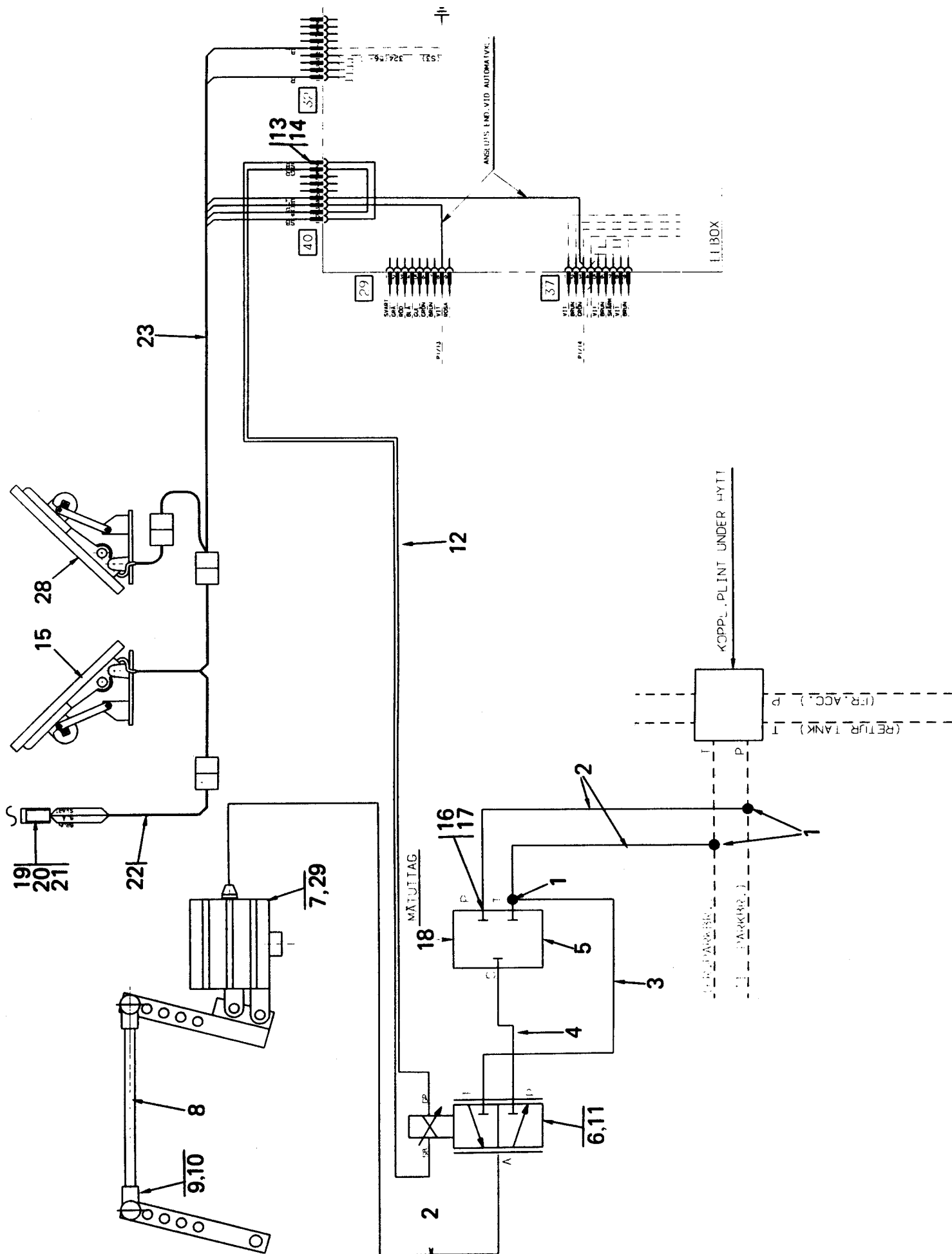
Utgåva Issue		Bild nr Picture No		Brandsläckare, montering 458326.0100		Fire extinguisher ass. 458326.0100		
980615		20152						
Pos. Fig.	Antal/Quantity			Art nr Part No	Benämning	Description	Sats Kit	Anmärkning Notes
	1			458326.0100	Brandsläckare	Fire extinguisher		DRAWING NO.
1	1			407882.0100	Fäste	Bracket		
2	2			99121	Skruv	Screw		
3	2			3051	Mutter	Nut		
4	2			920099.027	Skruv	Screw		
5	2			3052	Mutter	Nut		
6	1			922035.0001	Hållare	Holder		
7	1			5265	Brandsläckare	Fire extinguisher		



Utgåva Issue		Bild nr Picture No		Elhydrauliskt gaspådrag med hastighetsregulator Clark 18000,A14521.0200		El-hydraulic throttle system with speed control Clark 18000,A14521.0200		
980615		21342						
Pos. Fig.	Antal/Quantity			Art nr Part No	Benämning	Description	Sats Kit	Anmärkning Notes
	1			A14521.0200				DRAWING NO. <



Utgåva Issue		Bild nr Picture No		Elhydrauliskt gaspådrag med hastighetsregulator Clark 28000,A14521.0100		El-hydraulic throttle system with speed control Clark 28000,A14521.0100		
980615		23573						
Pos. Fig.	Antal/Quantity			Art nr Part No	Benämning	Description	Sats Kit	Anmärkning Notes
	1			A14521.0100				DRAWING NO.
1	3			922124.0003	Koppling	Fitting		
2	3			350235.002	Hydraulslang	Hydraulic hose		
3	1			350235.092	Hydraulslang	Hydraulic hose		
4	1			350235.004	Hydraulslang	Hydraulic hose		
5	1			922363.0013	Reduceringsventil	Reducing valve		
6	1			921526.0009	Magnetventil	Magnetic valve		
7	1			920589.0007	Slavcylinder	Slavecylinder		
8	ERF			10132.004	Stång	Bar		L=120
9	1			922761.0003	Kulled	Ball joint		
10	2			3051	Mutter	Nut		
11	1			A15820.0100	Fästplatta	Mounting plate		
12	1			90907	Kabel	Cable		
13	8			922202.0001	Stiftkontakt	Pin contact		
14	1			922203.0001	Stiftblock	Pin block		
15	1			923673.0001	Gaspedal	Foot throttle		
16	8			5933	Tredoring	Tredoring		
17	7			3471	Adapter	Adapter		
18	1			920794.0002	Mätnippel	Test nipple		
19	1			923405.0001	Givare	Sensor		
20	1			A10906.0100	Hållare	Holder		
21	2			A04024.0100	Klack	Lip		
22	1			923673.0005	Kabelstam	Cable unit		
23	1			923673.0004	Kabelstam	Cable unit		
24	1			A22548.0300	Fäste,slavcylinder	Bracket,slave cylinder		



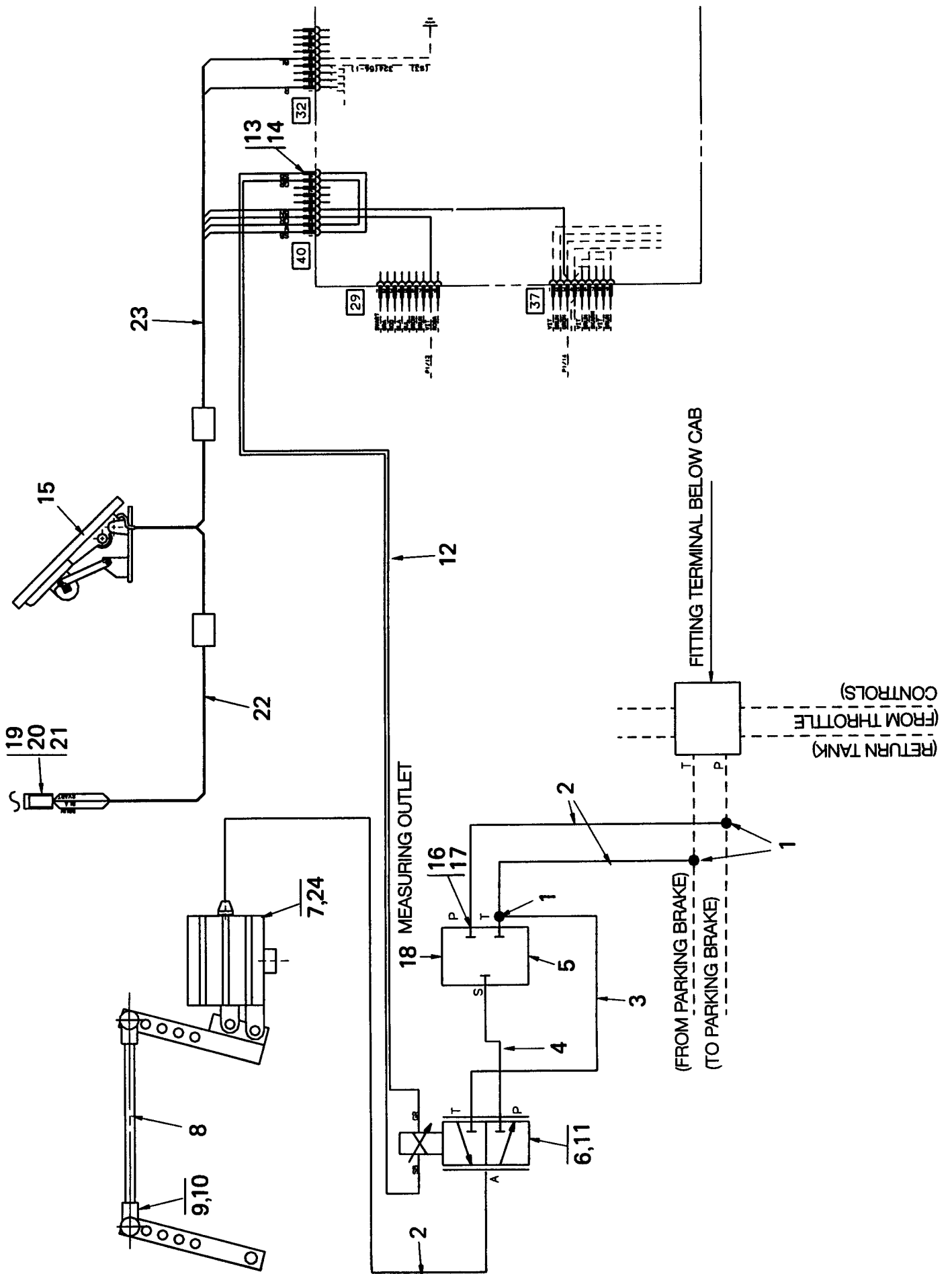
Reservdelar - Spare parts

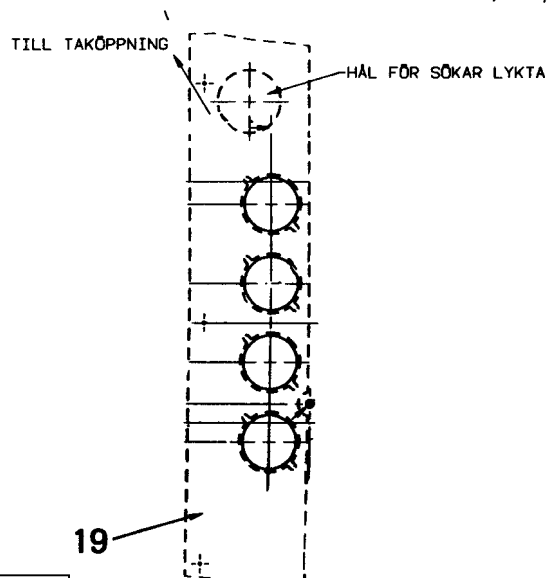
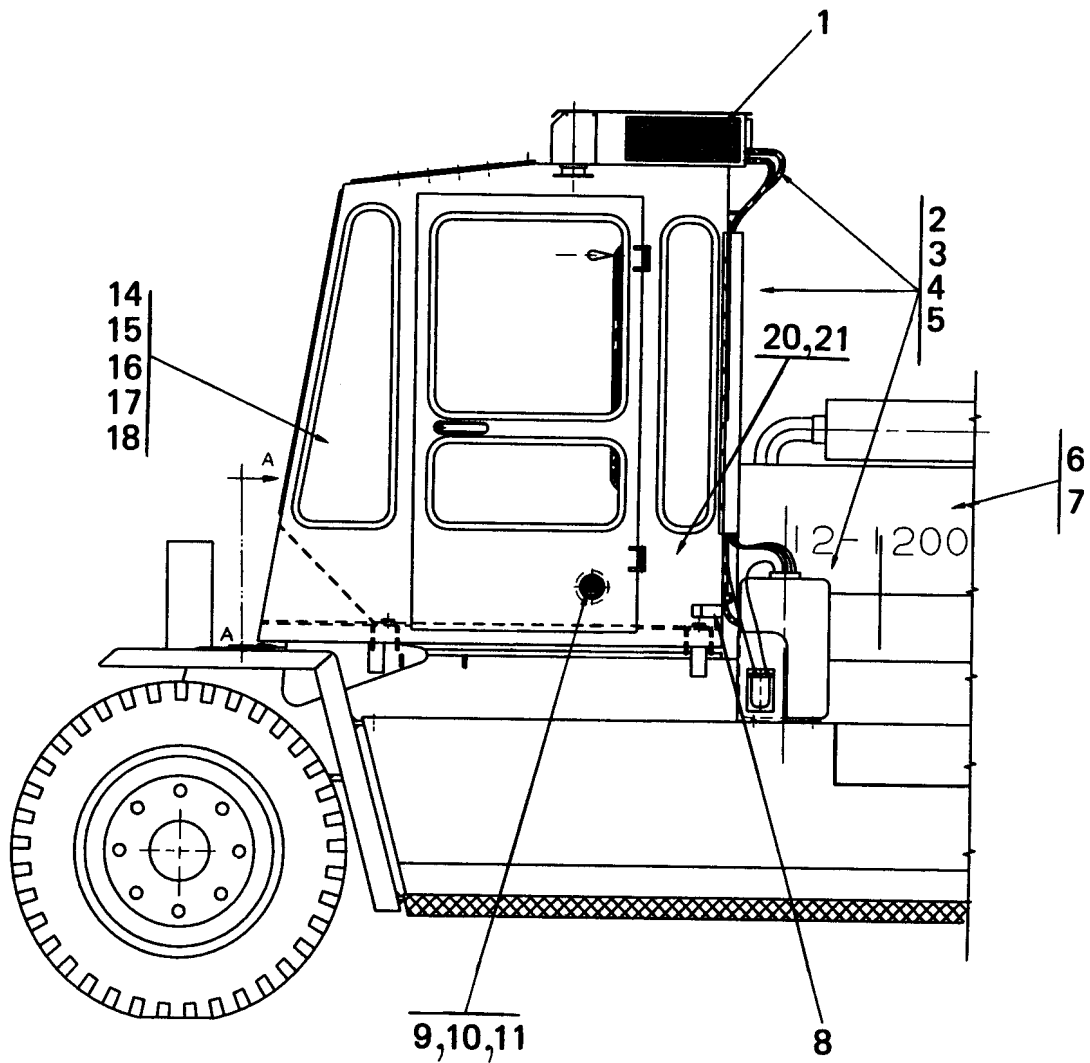
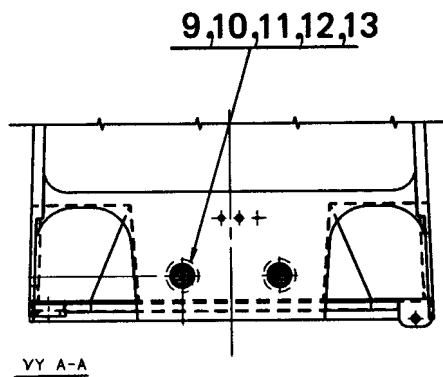
90

159

1420

1420	Utgåva Issue		Bild nr Picture No		Elhydrauliskt gaspådrag med hastighetsregulator Clark 28000, VBFS		El-hydraulic throttle system with speed control Clark 28000, VBFS		
	Pos. Fig.	Antal/Quantity			Art nr Part No	Benämning	Description	Sats Kit	Anmärkning Notes
0010		1			A14521.0900				DRAWING NO.
0020	1	3			922124.0003	Koppling	Fitting		
0040	2	3			350235.002	Hydraulslang	Hydraulic hose		L=120
0060	3	1			350235.092	Hydraulslang	Hydraulic hose		
0080	4	1			350235.004	Hydraulslang	Hydraulic hose		
0100	5	1			922363.0013	Reduceringsventil	Reducing valve		
0120	6	1			921526.0009	Magnetventil	Magnetic valve		
0140	7	1			920589.0007	Slavcylinder	Slavecylinder		
0160	8	ERF			10132.004	Stång	Bar		
0180	9	1			922761.0003	Kulled	Ball joint		
0200	10	2			3051	Mutter	Nut		
0220	11	1			A15820.0100	Fästplatta	Mounting plate		
0240	12	1			90907	Kabel	Cable		
0260	13	8			922202.0001	Stiftkontakt	Pin contact		
0280	14	1			922203.0001	Stiftblock	Pin block		
0300	15	1			923673.0001	Gaspedal	Foot throttle		
0320	16	8			5933	Tredoring	Tredoring		
0340	17	7			3471	Adapter	Adapter		
0360	18	1			920794.0002	Mätnippel	Test nipple		
0380	19	1			923405.0001	Givare	Sensor		NOT USED NOT USED NOT USED NOT USED
0400	20	1			A10906.0100	Hållare	Holder		
0420	21	2			A04024.0100	Klack	Lip		
0440	22	1			923673.0005	Kabelstam	Cable unit		
0460	23	1			923673.0003	Kabelstam	Cable unit		
0480	24								
0500	25								
0520	26								
0540	27								
0560	28	1			923673.0002	Gaspedal	Foot throttle		
0580	29	1			A22548.0300	Fäste,slavcylinder	Bracket,slave cylinder		





Reservdelar - Spare parts

90

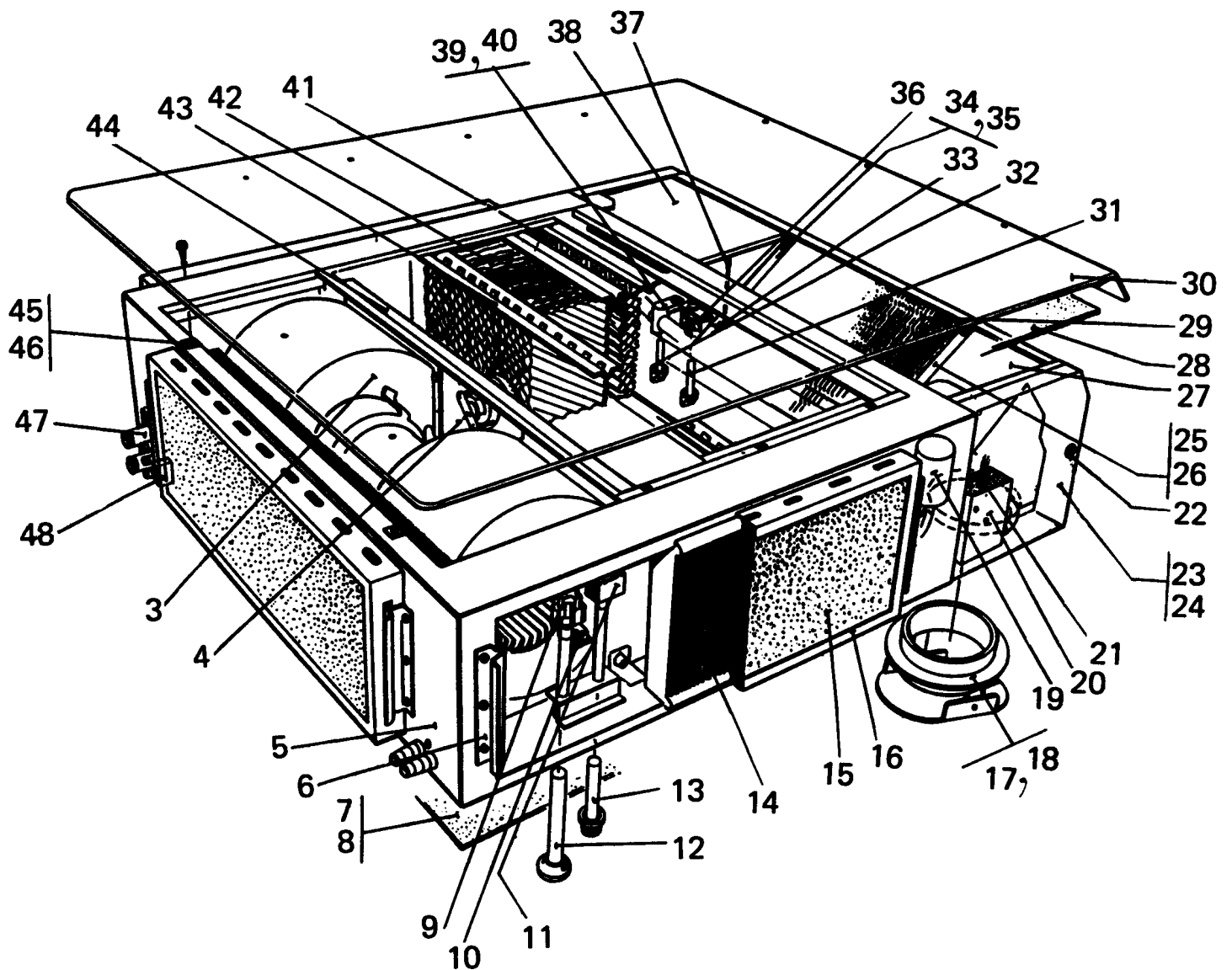
163

1450

1450	Utgåva Issue		Bild nr Picture No		Montering klimator A02753.0200,.0300		Mounting Climator A02753.0200,.0300		
	980615		20684						
	Pos. Fig.	Antal/Quantity			Art nr Part No	Benämning	Description	Sats Kit	Anmärkning Notes
	A027 53. 0200	A027 53. 0300							
0010		1			A02753.0200				DRAWING NO. DRAWING NO.
0015			1		A02753.0300				
0020	1	1	1		921055.0042	Klimatanläggning	Air conditioning		
0040	2	1			921055.0055	Monteringssats	Mounting kit		
0050			1		921055.0062	Monteringssats	Mounting kit		
0060	3	4	4		33	Nippel	Nipple		
0080	4	2	2		5943	Slangnippel	Hose nipple		
0100	5	2	2		A01251.0100	T-rör	T-pipe		
0120	6	1	1		921106.0006	Termostat	Thermostat		
0140	7	1	1		923089.0004	T-rör	T-pipe		
0160	8	2	2		308858.0100	Fäste,dörrhållare	Bracket,door holder		
0180	9	4	4		921055.0016	Munstycke	Jet		
0200	10	4	4		922789.0001	Luftmunstycke	Defroster nozzle		
0220	11	8	8		920517.0004	Skruv	Screw		
0240	12	2	2		420371.0200	Bricka	Washer		
0260	13	2	2		A10031.0100	Fäste	Bracket		
0280	14	1	1		A09091.0100	Panel	Panel		
0300	15	1	1		A09092.0100	Lock	Cover		
0320	16	1	1		920971.0008	Strömställare	Switch		
0340	17	1	1		920971.0018	Strömställare	Switch		
0360	18	2	2		921418.0007	Symbolbricka	Symbol plate		
0380	19		1		A16428.0100	Plåt	Plate		
0400	20		1		A09606.0100	Kretskort	Circuit board		DIODER/DIODES
0420	21		1		921830.0001	Minirelä	Mini relay		

1

2



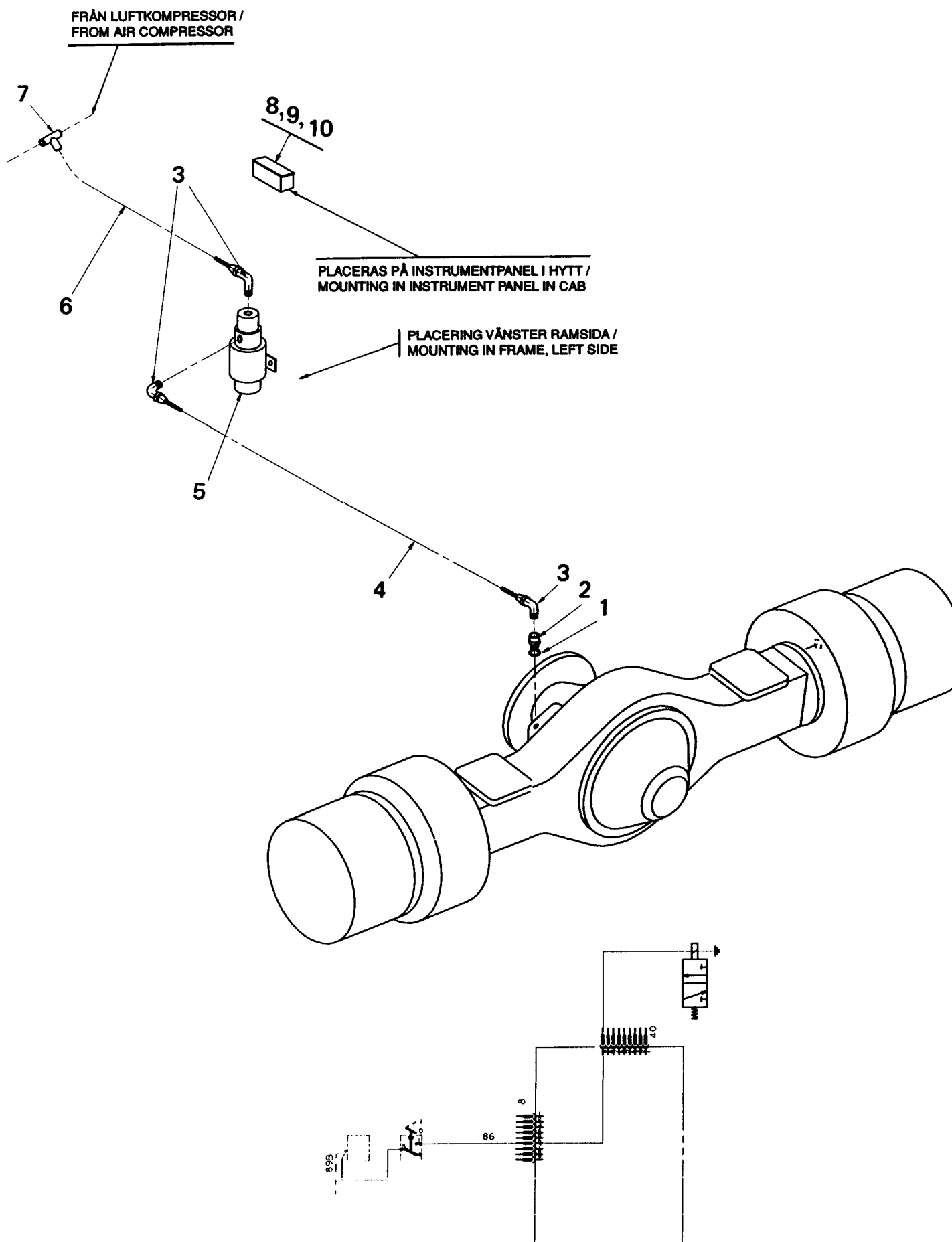
Reservdelar - Spare parts

90

165

1500

Utgåva Issue		Bild nr Picture No		Klimatanläggning 921055.0042		Air conditioning 921055.0042		
980615		20688						
Pos. Fig.	Antal/Quantity			Art nr Part No	Benämning	Description	Sats Kit	Anmärkning Notes
1	1			921055.0055	Monteringssats	Mounting kit	S	FÖR BRUTET HYTTAK/FOR MANSARD CAB ROOF
	1			921055.0062	Monteringssats	Mounting kit		FÖR PLANT HYTTAK/FOR PLANE CAB ROOF
2	1			921055.0042	Klimatanläggning	Air conditioning	S	12V
3	1			923120.0375	•Fläktmotor	•Fan motor		24V
	1			923120.0374	•Fläktmotor	•Fan motor	S	T=5MM T=1,5MM
4	1				•Spridare	•Nozzle		
5	1				•Filterhus	•Filter housing	S	FLÄKT/FAN PUMP
6	1				•Låsplåt	•Locking plate		
7	1			923458.0813	•Packning	•Gasket	S	24V
8	1			923458.0814	•Packning	•Gasket		
9	1			923458.0802	•Strömställare	•Switch	S	
10	1			923458.0803	•Microbrytare	•Micro switch		
11	1			923458.0804	•Strömställare	•Switch	S	
12	1			923458.0805	•Reglage	•Control		
13	1			923458.0806	•Reglage	•Control	S	
14	1			923458.0807	•Filter	•Filter		
15	1			923458.0808	•Förfilter	•Pre-filter	S	
16	1				•Ram	•Frame		
17	1				•Luftfördelare	•Air distributor	S	
18	1				•Förlängningsanslutning	•Extension fitting		
19	1			923458.0809	•Dräneringspump	•Draining pump	S	
20	1				•Hus	•Housing		
21	1			923458.0810	•Brytare	•Switch	S	
22	ERF				•Skruv	•Screw		
23	2				•Gavel	•Gable	S	
24	2				•Packning	•Gasket		
25	1				•Hållare	•Holder	S	
26	1				•Mellanlägg	•Spacer		
27	1				•Plåt	•Plate	S	
28	1				•Packning	•Gasket		
29	1				•Värmebatteri	•Heat battery	LUCKA/COVER KRAN/TAP	
30	1				•Tak	•Roof		
31	1				•Reglage	•Control	S	
32	1				•Reglage	•Control		
33	1				•Arm	•Arm	KPL	
34	2				•Hållare	•Holder		
35	2				•Mellanlägg	•Spacer	HC30 HC100	
36	1				•Skruv	•Screw		
37	1				•Stag	•Stay	FÖR 1MM PLÅT/FOR 1MM PLATE	
38	1				•Lucka	•Cover lid		
39	1			923458.0811	•Kran	•Tap	FÖR 2MM PLÅT/FOR 2MM PLATE	
40	1			920052.010	•O-ring	•O-ring		
41	1				•Humicool	•Humicool	KPL	
42	1				•Humicool	•Humicool		
43	1				•Hållare	•Holder	HC30 HC100	
44	1				•Insats	•Insert		
45	ERF				•Mutter	•Nut	FÖR 1MM PLÅT/FOR 1MM PLATE	
46	ERF				•Mutter	•Nut		
47	1				•Kopplingsplint	•Terminal block	FÖR 2MM PLÅT/FOR 2MM PLATE	
48	1				•Anslutningsplint	•Connection block		



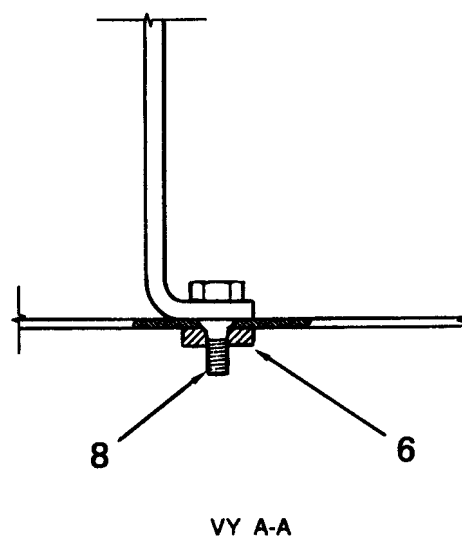
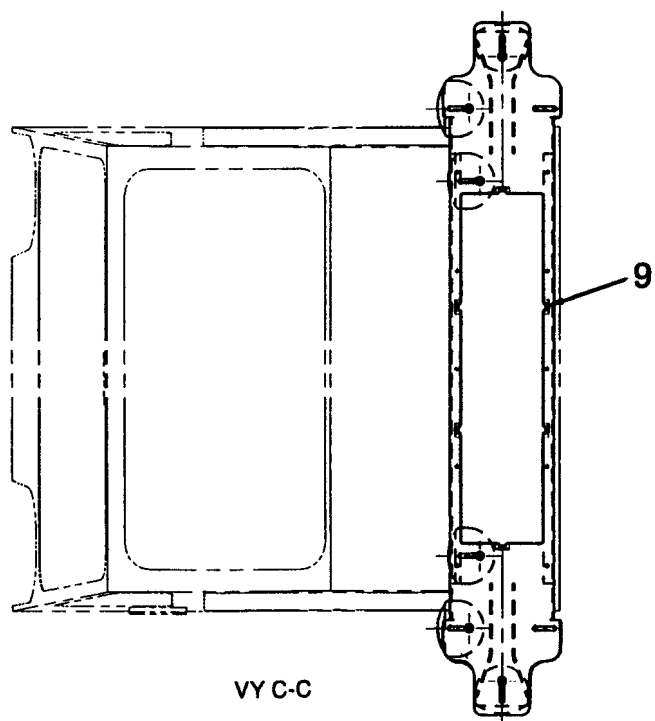
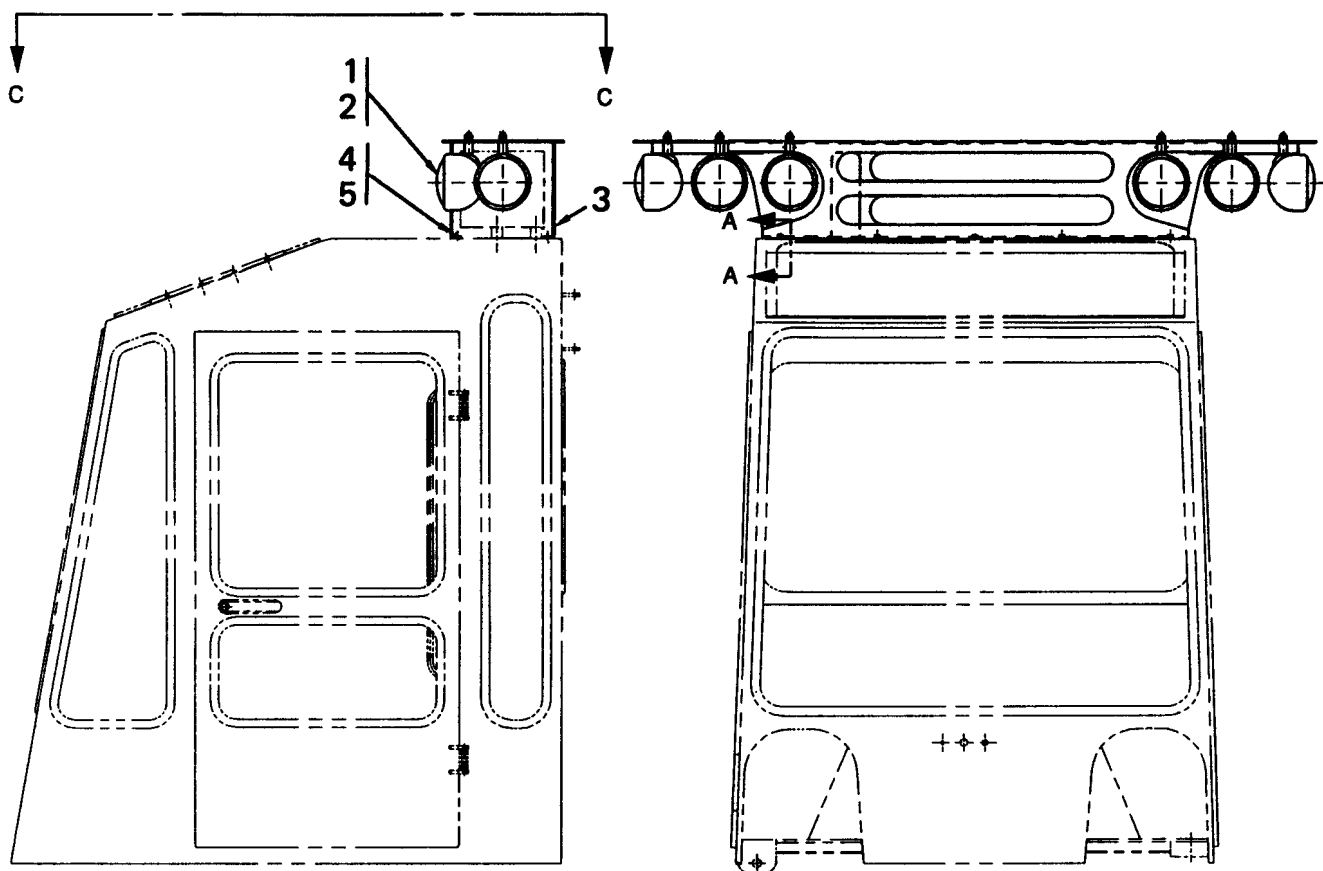
Reservdelar - Spare parts

90

167

1550

1550	Utgåva Issue		Bild nr Picture No		Differentialspärr Kessler A18029.0100		Differential lock Kessler A18029.0100		
	980615		21322						
	Pos. Fig.	Antal/Quantity			Art nr Part No	Benämning	Description	Sats Kit	Anmärkning Notes
0020					A18029.0100	Differentialspärr	Differential lock		DRAWING NO.
0040	1	1			5933	Tredoring	Tredoring		
0060	2	1			921873.0001	Koppling	Fitting		
0080	3	3			921858.0004	Koppling	Fitting		
0100	4	1			4428	Nylonslang	Nylon hose		
0120	5	1			921637.0001	Magnetventil	Magnetic valve		
0140	6	1			4428	Nylonslang	Nylon hose		
0160	7	1			921026.0003	T-koppling	T-fitting		
0180	8	1			920971.0005	Strömställare	Switch		
0200	9	1			5887	Glödlampa	Bulb		
0220	10	1			921418.0030	Symbolbricka	Symbol plate		



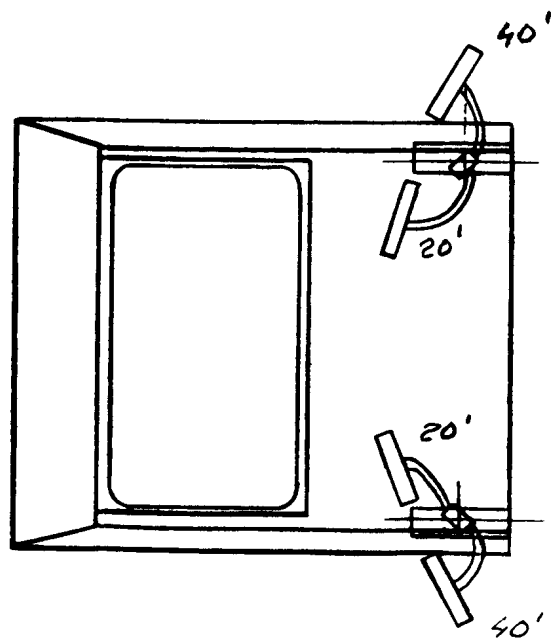
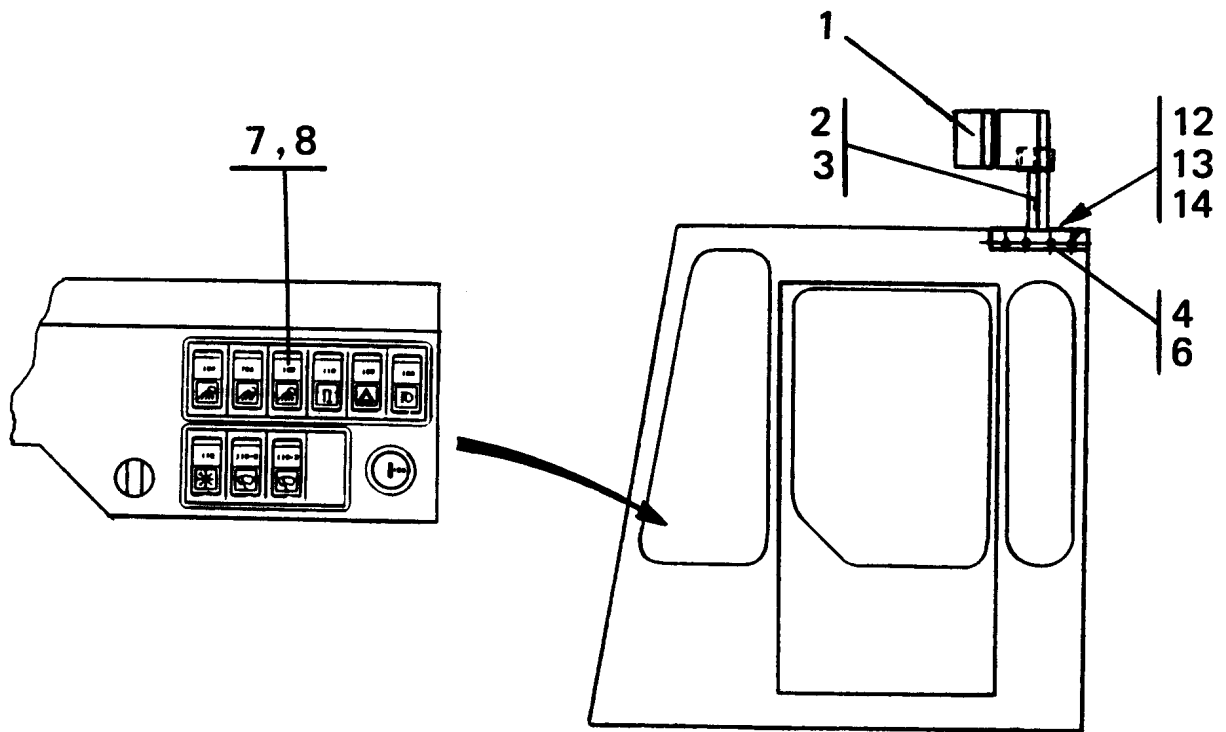
Reservdelar - Spare parts

90

169

1600

1600	Utgåva Issue		Bild nr Picture No		Montering lampor och skydd kondensor A09492.xxxx		Mounting lamps and cover condenser A09492.xxxx		
	Pos. Fig.	Antal/Quantity			Art nr Part No	Benämning	Description	Sats Kit	Anmärkning Notes
		A094 92. 0700	0701 0702 0703						
0020		-			A09492.0700				DRAWING NO.
0021		-	-		A09492.0701				DRAWING NO.
0022		-	-		A09492.0702				DRAWING NO.
0023		-	-		A09492.0703				DRAWING NO.
0040	1	6			5298	Arbetsbelysning	Working lights		
0050			ERF		921733.0006	Arbetsbelysning	Working lights		
0060	2	6	ERF		666	Glödlampa	Bulb		
0080	3	1	ERF		A15084.0300	Skydd	Cover		KPL
0100	4	10	ERF		920099.065	Skruv	Screw		
0120	5	10	ERF		3052	Mutter	Nut		
0140	6	2	ERF		A16630.0100	Fäste	Bracket		
0160	7								NOT USED
0180	8	8	ERF		920043.197	Skruv	Screw		
0200	9	6	ERF		920099.026	Skruv	Screw		



Reservdelar - Spare parts
90
171

1650

1650	Utgåva Issue		Bild nr Picture No		Montering container- belysning 357611.0200		Mounting container lights 357611.0200		
	980615		21715						
	Pos. Fig.	Antal/Quantity			Art nr Part No	Benämning	Description	Sats Kit	Anmärkning Notes
0020					357611.0200				DRAWING NO.
0040	1	4			921733.0007	Arbetsbelysning	Working lights		
0060		4			666	•Glödlampa	•Bulb		
0080	2	1			A09079.0100	Fäste	Bracket		V
0100	3	1			A09079.0200	Fäste	Bracket		H
0120	4	4			920042.003	Skruv	Screw		
0130	5								NOT USED
0140	6	4			98150	Bricka	Washer		
0160	7	1			920971.0007	Strömställare	Switch		
0180	8	1			921418.0015	Symbolbricka	Symbol plate		
0200	9								NOT USED
0220	10								NOT USED
0240	11								NOT USED
0260	12	2			A10185.0100	Fäste	Bracket		
0280	13	4			920043.196	Skruv	Screw		
0300	14	4			920076.003	Låsmutter	Lock nut		

Reservdelar - Spare parts
99NR 1

Utgåva Issue 980615			Nummerregister			Numerical register		
Art nr Part No	Grupp Group	Sida Page	Art nr Part No	Grupp Group	Sida Page	Art nr Part No	Grupp Group	Sida Page
33	30	441	383	30	91	2465	10	69
	30	443		30	219		10	77
	90	163		30	293	2471	10	61
80	90	37		30	377		10	67
160	40	203	442	30	29	2564	10	11
	80	5		30	91		40	203
	80	7	537	40	177		40	205
	80	13	548	40	203		60	3
	80	15		60	21		60	7
	80	17	658	20	15		60	11
	80	19	660	20	9		60	15
	80	21	665	20	83		80	7
	80	23		90	29		80	37
	80	25	666	20	5		80	41
	80	29		20	15		80	69
	80	31		20	83		80	75
	80	33		90	169		80	79
	80	35		90	171		80	85
	80	37	667	20	83	2565	80	19
	80	39		90	29		80	57
	80	41	725	20	85	2566	80	19
	80	49		90	27		80	57
	80	51	750	90	29		80	103
	80	53	781	90	35		80	127
	80	55	795	20	13		80	131
	80	57	825	30	17		80	135
	80	61		30	79		80	137
	80	63		30	203	2583	80	19
	80	65		30	273		80	57
	80	67		30	357		80	103
	80	73	911	20	33		80	127
	80	75	1241	80	47		80	131
	80	77		80	91		80	135
	80	79	1247	80	107		80	137
	80	83		80	109	2585	10	11
	80	85	1252	80	93		40	205
	80	95	1260	80	123		80	7
	80	99		80	125		80	37
	80	103	1357	80	11		80	41
	80	105		80	43		80	69
	80	111		80	45		80	75
	80	113		80	87		80	79
	80	115		80	111		80	85
	80	123		80	117	2586	80	19
	80	125		80	121		80	57
	80	127	1358	70	21	2588	80	19
	80	129		70	23		80	57
	80	131	1384	80	43		80	103
	80	135	1752	70	37		80	127
	80	137	1755	70	37		80	131
166	60	3	1762	40	203		80	135
	60	7		60	3		80	137
	60	11		60	7	2695	30	11
	60	15		60	11		30	73
167	60	3		60	15		30	195
	60	7	2403	30	69	2696	90	7
	60	11		30	133		90	9
	60	15	2458	80	9		90	11
	80	9		80	37		90	17
	80	37		80	41		90	19
	80	41		80	67		90	21
	80	79		80	69		90	59
	80	85		80	73		90	61
372	10	69		80	79		90	75
383	30	29		80	85		90	79

Reservdelar - Spare parts
99NR 2

Utgåva Issue 980615			Nummerregister			Numerical register		
Art nr Part No	Grupp Group	Sida Page	Art nr Part No	Grupp Group	Sida Page	Art nr Part No	Grupp Group	Sida Page
2696	90	83	3051	30	139	3052	30	481
	90	155		30	141		70	267
2704	70	295		30	195		90	153
	70	297		30	197		90	169
	70	299		30	347	3057	30	415
	90	141		30	349		10	5
2715	90	15		30	411	3060	10	75
2722	30	9		30	421		30	413
	30	11		30	441	3061	10	55
	30	71		30	445		10	73
	30	73		30	483		10	79
	30	135		90	25		30	11
	30	193		90	39		30	75
	30	195		90	41		30	195
	30	267		90	43	3062	10	15
	30	271		90	45		10	19
	30	353		90	47		10	23
	30	355		90	49		10	29
	30	421		90	51		10	33
2733	30	441		90	53		10	37
	30	443		90	55		10	39
2740	70	43		90	57		10	43
	70	295		90	59		10	45
	70	297		90	61		10	57
	70	299		90	153		10	75
	90	141		90	155		10	89
2751	70	15		90	157		10	91
	70	17		90	159		10	101
	70	21		90	161		30	347
	70	23	3052	10	11		30	349
	70	27		10	55		30	411
2792	30	199		10	73		30	431
	30	267		10	81		90	47
	30	353		10	93		90	49
2868	30	415		10	115	3063	30	441
2872	30	441		10	121		30	443
2885	10	69		10	123	3065	30	347
	10	75		20	15		30	411
2957	30	199		20	75		60	19
	30	267		30	51		90	25
	30	353		30	65	3067	30	137
3019	20	53		30	67		30	421
	30	33		30	115	3073	70	119
	30	43		30	125		70	121
	30	95		30	131		70	123
	30	107		30	137		70	125
	30	235		30	139	3076	30	135
	30	299		30	181		70	29
	30	311		30	191		70	31
	30	365		30	241		70	33
	30	383		30	243		70	35
	30	395		30	255		70	39
	90	143		30	261		70	41
3048	10	111		30	263		70	205
3049	20	33		30	265		70	207
	20	35		30	315		70	231
3051	90	67		30	319		70	233
	10	79		30	327		70	261
	10	117		30	329		80	7
	10	119		30	343		90	109
	30	11		30	345		90	111
	30	13		30	399		90	115
	30	73		30	409		90	119
	30	75		30	421		90	123
	30	137		30	477		90	127

Reservdelar - Spare parts
99NR 3

Utgåva Issue 980615			Nummerregister			Numerical register		
Art nr Part No	Grupp Group	Sida Page	Art nr Part No	Grupp Group	Sida Page	Art nr Part No	Grupp Group	Sida Page
3076	90	131	3098	70	207	3247	30	443
	90	135		70	219	3251	30	47
3079	70	231		70	221		30	49
3080	10	61		70	223		30	51
	30	345		70	235		30	111
	30	409		70	237		30	113
	30	477		70	239		30	115
	70	13		70	241		30	179
	70	33	3099	30	441		30	181
	70	35		30	443		30	183
	70	187	3102	30	477		30	239
	70	189	3111	80	35		30	243
	70	215		80	75		30	313
	70	227	3116	10	7		30	317
	70	229		40	203		30	319
	90	115		70	211		30	397
	90	123		70	213		30	399
	90	131		70	215		30	473
	90	135		70	227		30	477
	90	137		70	229	3252	30	59
3081	10	71		80	109		30	61
	10	111	3118	80	129		30	123
	30	121	3119	10	47		30	127
	70	253		30	9		30	257
	70	255		30	11	3253	30	189
	70	257		30	71		30	479
	70	259		30	73	3254	10	65
	70	261		30	193		10	81
	70	263		30	195		30	57
3082	10	27		30	271		30	59
	10	31		30	355		30	61
	10	35	3120	10	47		30	121
	10	41	3147	30	17		30	123
	10	45		30	79		30	127
	30	47		30	205		30	185
	30	111		30	275		30	187
	30	139		30	361		30	189
	30	239	3241	30	47		30	249
	30	313		30	111		30	251
	30	475		30	139		30	253
	70	103		30	239		30	257
	70	115		30	313		30	479
	70	223		30	317	3255	30	57
	70	295		30	397		30	59
	70	297		30	441		30	121
	90	141		30	443		30	123
3083	70	31		30	475		30	125
	70	235	3244	10	89		30	185
	70	237		10	91		30	187
3084	30	135		10	101		30	249
	70	231		30	47		30	251
3090	10	95		30	111		30	253
	10	107		30	139		30	255
	30	135		30	239		30	327
	30	421		30	313		30	329
	30	441		30	441		30	331
	30	443		30	443		30	333
3097	10	61		30	475		30	335
	10	65	3245	30	271		30	337
3098	70	195		30	355		30	339
	70	197	3246	30	135		30	407
	70	199		30	421	3289	60	3
	70	201	3247	30	317		60	7
	70	203		30	397		60	11
	70	205		30	441		60	15

Reservdelar - Spare parts
99NR
4

Utgåva Issue 980615			Nummerregister			Numerical register		
Art nr Part No	Grupp Group	Sida Page	Art nr Part No	Grupp Group	Sida Page	Art nr Part No	Grupp Group	Sida Page
3289	80	131	3467	70	61	3468	70	211
	80	139		70	63		70	213
3290	10	13		70	65		70	215
3428	70	217		70	67		70	227
3463	30	11		70	69		70	229
	30	73		70	71		70	275
	30	195		70	73		70	277
	30	271		70	75		70	279
	30	355		70	77		70	281
	70	261		70	79		70	283
	70	263		70	81		70	285
3464	70	253		70	83		70	287
	70	255		70	85		70	289
	70	257		70	87		70	291
	70	259		70	89		70	293
	70	261		70	93	3471	70	29
	70	263		70	187		70	31
	70	265		70	189		70	33
3465	70	33		70	211		70	35
	70	35		70	213		70	55
	70	43		70	215		70	57
	70	49		70	217		70	59
	70	195		70	227		70	61
	70	197		70	229		70	63
	70	199		70	231		70	65
	70	201		70	233		70	67
	70	203		70	245		70	69
	70	205		70	247		70	71
	70	207		70	267		70	73
	70	219		70	275		70	75
	70	221		70	277		70	77
	70	223		70	279		70	79
	70	235		70	281		70	81
	70	237		70	283		70	83
	70	239		70	285		70	85
	70	241		70	287		70	87
	70	245		70	289		70	89
	70	295		70	291		70	95
	70	297		70	293		70	97
	70	299		70	295		70	99
	90	69		70	297		70	101
	90	109		70	299		70	103
	90	111		90	117		70	105
	90	115		90	123		70	107
	90	117		90	127		70	109
	90	119		90	133		70	111
	90	125		90	141		70	113
	90	127	3468	70	55		70	115
	90	131		70	57		70	253
	90	133		70	59		70	255
	90	135		70	61		70	257
	90	137		70	63		70	259
	90	141		70	65		70	261
3467	30	51		70	67		70	263
	30	115		70	69		70	275
	30	181		70	71		70	277
	30	243		70	73		70	279
	30	319		70	75		70	281
	30	399		70	77		70	287
	30	477		70	79		70	289
	70	11		70	81		70	291
	70	13		70	83		70	293
	70	55		70	85		90	39
	70	57		70	87		90	41
	70	59		70	89		90	43

Reservdelar - Spare parts

Utgåva Issue 980615			Nummerregister			Numerical register			
Art nr Part No	Grupp Group	Sida Page	Art nr Part No	Grupp Group	Sida Page	Art nr Part No	Grupp Group	Sida Page	
3471	90	45	3473	70	283	3506	70	17	
	90	47		70	285		70	21	
	90	49		70	291		70	23	
	90	51		70	293		70	27	
	90	53		70	295		3551	30	137
	90	55		70	297	30		421	
	90	57		90	123	3720		30	141
	90	59		90	125			3763	30
	90	61		90	129	30			73
	90	67		90	135	30	195		
	90	69		90	137	3782	30	271	
	90	109		90	141		30	355	
	90	111		3474	30	9	3809	30	23
	90	113			30	71		30	129
	90	115			70	29	30	213	
	90	117	70		31	3815	30	183	
	90	119	70		33		3948	30	47
	90	121	70		35	30		111	
	90	123	70		39	30	183		
	90	125	70		41	30	239		
	90	127	70		47	30	313		
	90	129	70		49	30	317		
	90	131	70		51	30	397		
	90	133	70		53	30	473		
	90	135	70		205	3962	30	347	
	90	137	70		207		30	349	
	90	155	70		209	4019	30	47	
	90	157	70		219		30	111	
	90	159	70		221	30	239		
	90	161	70		223	30	313		
	3472	30	417	70	225	30	317		
		70	11	70	235	30	397		
		70	13	70	237	4077	30	139	
70		43	70	239	30		271		
70		45	70	241	30		355		
70		253	70	243	30	441			
70		255	70	245	30	443			
70		257	70	247	30	475			
70		259	70	249	4428	90	167		
70		261	70	251		4430	30	11	
70		263	70	269	30		73		
70		295	70	271	30	195			
70		299	70	283	30	267			
90		141	70	285	30	353			
3473		70	11	70	297	4660	30	15	
	70	13	80	47	30		29		
	70	63	80	91	30		77		
	70	65	90	109	30	91			
	70	67	90	111	30	201			
	70	81	90	115	30	219			
	70	83	90	117	30	289			
	70	85	90	119	30	291			
	70	87	90	121	30	375			
	70	89	90	123	4692	30	43		
	70	187	90	127		30	107		
	70	189	90	129		30	235		
	70	215	90	131	30	311			
	70	227	90	133	30	395			
	70	229	90	135	4735	30	199		
	70	231	3503	70		15	30	267	
	70	233		70	17	30	353		
	70	245		70	21	4738	40	113	
	70	247		70	23		40	127	
	70	279		70	27		40	139	
	70	281	3506	70	15	40	151		

Reservdelar - Spare parts
99NR 6

Utgåva Issue 980615			Nummerregister			Numerical register		
Art nr Part No	Grupp Group	Sida Page	Art nr Part No	Grupp Group	Sida Page	Art nr Part No	Grupp Group	Sida Page
4752	20	33	5443	90	141	5517	90	151
	20	35	5473	70	295	5538	30	47
	20	37		70	297		30	111
	20	53		70	299		30	139
	20	63		90	141		30	239
	30	323	5482	10	27		30	313
	30	401		10	31		30	475
4753	20	87		10	35	5543	30	47
4754	20	87		10	41		30	111
4775	10	95		20	15		30	183
	10	109	5501	20	33		30	239
4884	80	47		20	35		30	313
	80	91	5505	90	99		30	317
	80	93		90	101		30	397
4885	20	15		90	103		30	473
5219	30	137	5506	90	99	5550	30	47
	30	141		90	101		30	111
	30	271		90	103		30	239
	30	355	5507	30	47		30	313
5265	90	153		30	111		30	317
5298	90	169		30	183		30	397
5309	10	61		30	239	5569	30	125
	10	67		30	313		30	327
	10	71		30	317		30	329
	10	73		30	397		30	331
5312	80	21		30	473		30	333
	80	57	5508	30	47		30	335
	80	103		30	111		30	337
5314	40	7		30	239		30	407
	40	203		30	313	5590	10	7
	60	3		30	317		10	47
	60	7		30	397		10	65
	60	11	5510	30	47		60	15
	60	15		30	111		70	211
5322	10	61		30	239		70	213
	10	65		30	313		70	215
5337	30	9		30	317		70	227
	30	71		30	397		70	229
	30	193	5517	80	5		80	5
	30	267		80	7		80	35
	30	353		80	13		80	39
5372	30	337		80	15		80	67
5391	20	5		80	17		80	73
5393	20	5		80	19		80	79
5399	10	27		80	25		80	85
	10	31		80	31	5606	20	13
	10	35		80	33		90	75
	10	41		80	35		90	77
5400	10	111		80	39		90	79
5401	10	27		80	49		90	81
	10	31		80	51		90	85
	10	41		80	57		90	87
5418	20	85		80	61	5609	80	77
5430	20	83		80	65		80	83
5433	10	111		80	67	5659	10	11
5434	20	21		80	73	5660	10	11
	30	427		80	79	5674	30	47
5442	70	15		80	83		30	111
	70	17		80	95		30	139
	70	21		80	99		30	239
	70	23		80	103		30	313
	70	27		80	105		30	475
5443	70	295		90	145	5675	30	139
	70	297		90	147	5676	30	47
	70	299		90	149		30	111

Reservdelar - Spare parts
99NR
7

Utgåva Issue 980615			Nummerregister			Numerical register		
Art nr Part No	Grupp Group	Sida Page	Art nr Part No	Grupp Group	Sida Page	Art nr Part No	Grupp Group	Sida Page
5676	30	139	5933	70	65	5933	90	135
	30	239		70	67		90	137
	30	313		70	69		90	155
	30	475		70	71		90	157
5691	30	47		70	73		90	159
	30	111		70	75		90	161
	30	139		70	77		90	167
	30	239		70	79	5935	30	13
	30	313		70	81		30	197
	30	475		70	83		30	269
5696	30	183		70	85		30	271
5743	80	11		70	87		30	353
	80	43		70	89		30	355
	80	45		70	95		30	417
	80	87		70	97		70	11
	80	111		70	99		70	13
	80	117		70	101		70	43
	80	121		70	103		70	45
5825	30	147		70	105		70	253
5830	70	217		70	107		70	255
5839	20	37		70	109		70	257
	20	63		70	111		70	259
	20	67		70	113		70	261
5859	10	111		70	115		70	263
	30	443		70	117		70	295
5860	70	29		70	253		70	299
	70	33		70	255		90	141
	70	37		70	257	5936	30	9
	90	109		70	259		30	71
	90	111		70	261		30	441
	90	115		70	263		30	443
5886	20	83		70	275		60	3
5887	20	23		70	277		60	7
	20	25		70	279		60	11
	20	27		70	281		60	15
	20	83		70	283		70	29
	90	167		70	285		70	31
5904	90	25		70	287		70	33
5910	40	95		70	289		70	35
5912	40	67		70	291		70	39
5926	20	5		70	293		70	41
	20	31		90	41		70	43
5933	20	37		90	45		70	47
	30	9		90	47		70	49
	30	11		90	51		70	51
	30	71		90	53		70	53
	30	73		90	55		70	101
	30	135		90	57		70	103
	30	147		90	59		70	113
	30	193		90	61		70	115
	30	195		90	67		70	205
	30	271		90	69		70	207
	30	355		90	109		70	219
	30	421		90	111		70	221
	70	11		90	113		70	223
	70	13		90	115		70	235
	70	29		90	117		70	237
	70	31		90	119		70	239
	70	33		90	121		70	241
	70	35		90	123		70	245
	70	55		90	125		70	247
	70	57		90	127		70	249
	70	59		90	129		70	251
	70	61		90	131		70	253
	70	63		90	133		70	255

Reservdelar - Spare parts
99NR 8

Utgåva Issue 980615			Nummerregister			Numerical register		
Art nr Part No	Grupp Group	Sida Page	Art nr Part No	Grupp Group	Sida Page	Art nr Part No	Grupp Group	Sida Page
5936	70	257	5937	70	205	5938	70	63
	70	259		70	207		70	65
	70	261		70	211		70	67
	70	263		70	213		70	69
	70	265		70	215		70	71
	70	269		70	219		70	73
	70	271		70	221		70	75
	70	283		70	223		70	77
	70	285		70	227		70	79
	70	295		70	229		70	81
	70	297		70	235		70	83
	70	299		70	237		70	85
	90	67		70	239		70	87
	90	69		70	241		70	89
	90	109		70	245		70	93
	90	111		70	247		70	187
	90	113		70	265		70	189
	90	115		70	267		70	195
	90	117		70	275		70	197
	90	119		70	277		70	199
	90	121		70	279		70	201
	90	123		70	281		70	203
	90	125		70	283		70	205
	90	127		70	285		70	207
	90	129		70	287		70	209
	90	131		70	289		70	211
	90	133		70	291		70	213
	90	135		70	293		70	215
	90	137		70	295		70	217
	90	141		70	297		70	219
5937	10	5	5938	90	69		70	221
	10	7		90	109		70	223
	30	49		90	111		70	225
	30	113		90	115		70	227
	30	179		90	117		70	229
	70	11		90	119		70	231
	70	13		90	121		70	233
	70	33		90	123		70	235
	70	35		90	125		70	237
	70	49		90	127		70	239
	70	55		90	129		70	241
	70	57		90	131		70	243
	70	59		90	133		70	245
	70	61		90	135		70	247
	70	63		90	137		70	249
	70	65		90	141		70	251
	70	67		30	51		70	267
	70	69		30	115		70	275
	70	71		30	137		70	277
	70	73		30	181		70	279
	70	75		30	243		70	281
	70	77		30	319		70	283
	70	79		30	399		70	285
	70	81		30	477		70	287
	70	83		70	11		70	289
	70	85		70	13		70	291
	70	87		70	15		70	293
	70	89		70	17		70	295
	70	187		70	21		70	297
	70	189		70	23		70	299
	70	195		70	27		80	45
	70	197		70	55		80	87
	70	199		70	57		80	89
	70	201		70	59		80	91
	70	203		70	61		80	93

Reservdelar - Spare parts
99NR 9

Utgåva Issue 980615			Nummerregister			Numerical register		
Art nr Part No	Grupp Group	Sida Page	Art nr Part No	Grupp Group	Sida Page	Art nr Part No	Grupp Group	Sida Page
5938	90	123	5957	30	57	10132.004	90	161
	90	127		30	61	90042	10	73
	90	135		30	71	90124	10	79
	90	141		30	113		10	115
5939	10	7		30	115		10	121
	70	55		30	121		30	11
	70	57		30	127		30	73
	70	59		30	179		30	141
	70	61		30	181		30	195
	70	63		30	183	90125	10	9
	70	65		30	189		20	7
	70	67		30	193	90129	10	7
	70	69		30	243	90193	10	5
	70	71		30	249		10	7
	70	73		30	251	90195	10	49
	70	75		30	253		10	51
	70	77		30	255		10	53
	70	79		30	257	90196	10	49
	70	81		30	267		10	51
	70	83		30	271		10	53
	70	85		30	319	90202	30	13
	70	87		30	337		30	75
	70	89		30	339		30	141
	70	211		30	353		30	195
	70	213		30	355		30	197
	70	215		30	399		30	347
	70	227		30	433		30	349
	70	229		30	435		30	411
	70	275		30	437		30	441
	70	277		30	439		30	445
	70	279		30	441		30	483
	70	281		30	443	90212	20	87
	70	283		30	473	90221	90	29
	70	285		30	477	90391	30	65
	70	287		80	35		30	125
	70	289		80	39		30	131
	70	291		80	67		30	191
	70	293		80	75		30	255
	70	295		80	79		30	261
	70	297		90	145		30	263
	70	299		90	147		30	327
	90	141		90	149		30	329
5943	30	11		90	151		30	481
	30	73	5970	30	337	90394	70	269
	30	179	6007	80	107		70	271
	30	181		80	109	90396	10	111
	30	195	9014.235	40	193	90561	20	71
	30	271	9028.452	40	155	90623	30	69
	30	305		40	167		30	133
	30	355		40	179	90654	10	71
	30	441		40	191		10	73
	30	443	10071.001	80	27	90704	40	9
	30	477		80	61		40	43
	90	163		80	63	90780	40	9
5944	30	139		80	105		40	27
5957	10	11	10071.002	80	29		40	75
	10	65	10086.013	30	337	90789	40	9
	10	75	10132.004	90	53		40	21
	10	79		90	55		40	23
	10	95		90	57		40	25
	10	107		90	59		40	27
	20	7		90	61		40	35
	30	9		90	155		40	39
	30	49		90	157		40	43
	30	51		90	159		40	59

Reservdelar - Spare parts
99NR 10

Utgåva Issue 980615			Nummerregister			Numerical register		
Art nr Part No	Grupp Group	Sida Page	Art nr Part No	Grupp Group	Sida Page	Art nr Part No	Grupp Group	Sida Page
90789	40	65	94092	70	297	94167	30	11
	40	67	94101	30	17		30	73
	40	71		30	203		30	195
	40	73		30	209		70	259
	40	83		30	273	94168	70	193
	40	87		30	277	94169	80	45
	40	93		30	357	94170	90	113
	40	103		30	363		90	117
	40	109	94111	70	11		90	121
90830	40	73		70	13		90	125
90844	40	5		70	55		90	129
	40	27		70	57		90	133
90847	30	107		70	59		90	137
90902	20	11		70	61	94219	30	11
	20	31		70	63		30	73
	90	91		70	65		30	195
	90	93		70	67		30	267
	90	99		70	69		30	353
	90	101		70	71	94258	30	183
	90	103		70	73	94324	30	39
90907	20	89		70	75		30	103
	90	53		70	77	94338	30	11
	90	59		70	79		30	73
	90	61		70	81		30	195
	90	155		70	83		30	271
	90	157		70	85		30	355
	90	159		70	87	95004	10	69
	90	161		70	89		10	77
90914	90	29		70	189		80	13
91065	10	5		70	211		80	29
91098	20	7		70	213		80	95
93015	20	15		70	215		80	99
93034	10	65		70	217	95007	10	65
	10	75		70	227		10	113
	10	115		70	229		80	7
	10	121		70	267		80	13
	20	15		70	275		80	15
93045	20	15		70	277		80	17
93211	20	83		70	279		80	21
93212	20	83		70	281		80	23
93215	20	5		70	283		80	27
	20	83		70	285		80	37
93219	20	5		70	287		80	39
	20	83		70	289		80	49
94092	70	195		70	291		80	51
	70	197		70	293		80	59
	70	199	94115	70	191		80	61
	70	201		70	193		80	69
	70	203		70	195		80	75
	70	205		70	197		80	77
	70	207		70	199		80	83
	70	209		70	201	95008	80	7
	70	219		70	203		80	37
	70	221		70	219		80	39
	70	223		70	221		80	69
	70	225		70	235		80	75
	70	235		70	237	95011	80	13
	70	237	94122	70	265		80	15
	70	239	94123	30	231		80	17
	70	241		30	271		80	19
	70	243		30	305		80	23
	70	249		30	317		80	25
	70	251		30	355		80	29
	70	283		30	389		80	49
	70	285		30	397		80	51

Reservdelar - Spare parts
99NR 11

Utgåva Issue 980615			Nummerregister			Numerical register		
Art nr Part No	Grupp Group	Sida Page	Art nr Part No	Grupp Group	Sida Page	Art nr Part No	Grupp Group	Sida Page
95011	80	53	95102	80	63	97011	80	49
	80	55		80	77		80	51
	80	57		80	83		80	57
	80	61		80	95		80	61
	80	63		80	99		80	65
	80	95	95110	30	9		80	67
	80	99		30	15		80	73
	80	103		30	71		80	95
	80	105		30	77		80	99
	80	127		30	193		80	103
	80	131		30	201		80	105
	80	135		30	219	97013	80	77
	90	31		30	225		80	83
95012	80	67		30	299	97015	80	111
	80	77		30	383		80	113
	80	79	95966	40	205		80	115
	80	83	96021	40	205		80	127
95013	10	71	96029	80	45		80	129
	10	73	96031	80	11		80	131
	10	117		80	87		80	135
	10	119		80	111		80	137
	10	123		80	117	97018	40	203
95014	80	93		80	121		60	3
	80	127	96033	80	107		60	7
	80	131		80	109		60	13
	80	135	96061	80	111		60	15
	80	137		80	117	97019	40	117
95023	30	137		80	121		40	131
95036	20	87		80	123		40	143
95038	30	11		80	125		40	157
	30	73	96063	80	11		40	169
	30	197	96066	80	11		40	181
	30	267		80	47		40	193
	30	353		80	89		60	3
	70	235		80	93		60	7
	70	237	96071	80	111		60	11
95046	20	17		80	113		60	15
	30	11		80	115	97023	80	9
	30	73		80	117		80	37
	30	197		80	121		80	41
	30	267		80	123		80	75
	30	353		80	125	97024	80	127
95070	80	123	96073	60	17		80	131
	80	125		60	19		80	135
95083	10	69		80	11	97025	80	5
95097	30	57	96074	80	11		80	13
	30	121		80	45		80	15
	30	125		80	47		80	17
	30	249		80	87		80	19
	30	251		80	91		80	23
	30	253		80	107		80	25
	30	255		80	109		80	29
95102	80	5	96076	80	11		80	31
	80	13		80	47		80	39
	80	15		80	89		80	53
	80	17		80	93		80	55
	80	19	97011	80	5		80	57
	80	23		80	13		80	63
	80	25		80	15		80	77
	80	29		80	17		80	83
	80	31		80	19		80	95
	80	39		80	25		80	99
	80	53		80	31	97027	80	127
	80	55		80	33		80	131
	80	57		80	35		80	135

Reservdelar - Spare parts
99NR 12

Utgåva Issue 980615			Nummerregister			Numerical register		
Art nr Part No	Grupp Group	Sida Page	Art nr Part No	Grupp Group	Sida Page	Art nr Part No	Grupp Group	Sida Page
97027	80	137	98150	30	11	98150	70	275
97029	30	365		30	57		70	277
97039	80	5		30	61		70	279
	80	13		30	71		70	281
	80	15		30	73		70	283
	80	17		30	121		70	285
	80	19		30	127		70	287
	80	25		30	137		70	289
	80	29		30	179		70	291
	80	31		30	183		70	293
	80	33		30	189		70	295
	80	35		30	193		70	297
	80	39		30	195		70	299
	80	49		30	249		90	47
	80	51		30	251		90	109
	80	53		30	253		90	111
	80	55		30	257		90	115
	80	57		30	267		90	119
	80	61		30	271		90	123
	80	63		30	339		90	127
	80	65		30	347		90	131
	80	67		30	349		90	135
	80	73		30	353		90	141
	80	77		30	355		90	171
	80	83		30	411	98151	10	15
	80	95		30	413		10	17
	80	99		30	421		10	19
	80	103		30	433		10	21
	80	105		30	435		10	23
98009	20	87		30	437		10	25
98105	10	73		30	439		10	29
98106	10	75		30	443		10	33
	10	111		30	473		10	37
	10	115		70	29		10	39
	10	121		70	31		10	41
	10	123		70	33		10	45
	20	17		70	35		10	75
	20	31		70	43		10	81
	20	33		70	45		10	89
	20	35		70	55		10	91
	30	141		70	57		10	101
	90	91		70	59		30	141
	90	93		70	61		30	183
	90	143		70	63		30	185
98110	10	95		70	65		30	347
	10	107		70	67		30	411
98144	40	203		70	69		30	441
	60	3		70	71		30	443
	60	7		70	73		30	479
	60	13		70	75		90	39
	60	15		70	77		90	43
98150	10	7		70	79		90	49
	10	9		70	81	98153	10	7
	10	11		70	83	98154	10	5
	10	13		70	85		30	11
	10	61		70	87		30	73
	10	63		70	89		30	135
	10	69		70	195		30	137
	10	73		70	197		30	139
	10	81		70	199		30	141
	10	83		70	201		30	195
	10	95		70	203		30	271
	10	109		70	205		30	355
	20	7		70	207		30	419
	30	9		70	239		30	421

Reservdelar - Spare parts
99NR 13

Utgåva Issue 980615			Nummerregister			Numerical register		
Art nr Part No	Grupp Group	Sida Page	Art nr Part No	Grupp Group	Sida Page	Art nr Part No	Grupp Group	Sida Page
98154	60	3	A00250.0100	90	79	A00912.0100	10	69
	60	7	A00251.0100	90	75	A00912.0500	10	73
	80	7		90	79	A00917.0200	10	65
	80	37	A00290.0100	90	71	A01029.0100	30	327
	80	41	A00300.0300	40	205		30	329
	80	69	A00300.0900	80	123		30	331
	80	73		80	125	A01029.0200	30	125
	90	145	A00300.1400	80	111	A01135.0100	70	231
	90	147		80	117	A01196.0100	10	47
	90	149		80	121	A01231.0100	10	69
	90	151	A00300.1700	80	11		10	73
98202	30	37		80	45	A01248.0100	70	49
	30	101		80	87	A01251.0100	90	69
	30	229	A00300.1900	80	119		90	163
	40	203	A00300.2100	80	107	A01285.0100	80	19
98218	40	203		80	109		80	57
	60	3	A00300.2200	60	17		80	103
	60	7		80	11		80	123
	60	13	A00300.2300	80	11	A01649.0100	80	123
	60	15		80	47	A01785.XXXX	80	7
99015	20	87		80	89		80	37
99018	20	87	A00300.2400	80	107		80	41
99024	10	49		80	109		80	69
	10	51	A00300.2800	80	43		80	75
	10	53	A00300.3400	80	113		80	79
	20	37		80	115		80	85
	20	71	A00348.0100	60	21	A01785.0100	80	107
	30	11	A00349.0100	30	65	A01785.0200	80	107
	30	75		30	67	A01786.0300	60	3
	30	135		30	131		60	7
	30	141		30	191		60	17
	30	195		30	261	A01786.0400	60	3
	30	339		30	263		60	17
	90	45		30	265	A01786.0500	60	3
99046	80	9		30	481		60	7
	80	37	A00349.0300	30	435		60	17
	80	41		30	437	A01787.XXXX	70	195
	80	69		30	439		70	201
	80	73	A00349.0500	30	433		70	219
	80	79		30	435		70	221
	80	85		30	437		70	235
99062	40	113		30	439		70	237
	40	127	A00377.0100	30	193		80	13
	40	139		30	267		80	49
	40	151		30	353		80	53
99121	10	49	A00535.0100	80	7		80	95
	10	51		80	37	A01787.0100	80	17
	10	53		80	41		80	111
	10	79		80	75	A01787.0200	80	111
	90	29		80	85	A01787.0300	80	111
	90	153	A00564.0100	90	71	A01788.XXXX	80	25
99145	80	93	A00573.0100	30	265		80	61
A00004.0100	10	27		30	345		80	105
	10	31		30	409	A01788.0100	70	191
	10	35	A00595.0100	10	113		70	193
	10	41		90	27		80	117
	10	45	A00598.0100	90	27	A01789.XXXX	80	25
A00006.0100	10	9	A00740.0100	10	69		80	63
A00007.0200	10	11	A00740.0200	10	73	A01789.0100	70	191
A00048.0100	30	253	A00872.0100	10	13		70	193
A00051.0100	30	59	A00874.0100	10	13		80	29
A00051.0200	30	123	A00881.0100	10	13		80	119
A00111.0100	90	71	A00887.0100	10	71	A01789.0200	80	119
A00165.0200	10	7	A00893.0100	10	69	A01790.XXXX	70	193
A00250.0100	90	75		10	73		70	199

Reservdelar - Spare parts
99NR 14

Utgåva Issue 980615			Nummerregister			Numerical register		
Art nr Part No	Grupp Group	Sida Page	Art nr Part No	Grupp Group	Sida Page	Art nr Part No	Grupp Group	Sida Page
A01790.XXXX	70	201	A02560.0100	10	15	A04449.0100	10	89
	70	219		10	19	A04729.0100	30	125
	70	221		10	23		30	255
	80	131	A02580.0100	30	191		30	327
	80	139	A02580.0400	30	481		30	329
A01790.0100	80	121	A02739.0300	60	19	A04748.0300	10	65
A01790.0200	80	121	A02742.0300	60	19	A04751.0300	10	65
A01790.0400	80	121	A02753.0200	90	163	A04796.0100	10	15
A01791.0100	40	203	A02753.0300	90	163		10	19
	40	205	A02791.0100	30	183		10	23
	70	265		30	473		10	39
A01792.0100	80	19	A02897.0100	10	49	A04797.0100	10	15
	80	57		10	51		10	19
	80	125		10	53		10	23
A01980.0100	30	57	A03100.0100	10	15		10	39
	30	121		10	19	A04798.0100	10	15
	30	249		10	23		10	19
	30	251		10	39		10	23
	30	253	A03162.1200	60	19		10	39
A02131.0200	10	59	A03283.0500	10	65	A04820.0100	10	15
A02132.0200	10	65	A03293.0100	10	61		10	19
A02144.0200	10	59	A03293.0200	10	65		10	23
A02218.0200	30	125	A03296.0100	10	61		10	39
A02221.0100	30	125		10	67	A04905.0100	90	51
A02226.0100	30	125	A03351.0100	30	137	A04905.0200	90	51
	30	327		30	421	A05060.0100	80	21
	30	329	A03352.0100	30	137		80	57
	30	331		30	421		80	103
	30	333	A03502.0400	10	115	A05068.0100	10	95
	30	407	A03503.0400	10	115		10	109
A02299.0900	10	73	A03507.0300	10	115	A05183.0400	40	177
A02322.0100	30	185	A03516.0300	10	115	A05204.0200	20	19
	30	187	A03516.0400	10	121	A05235.0100	30	139
	30	479	A03517.0400	10	115		30	179
A02324.0100	30	185	A03930.0100	30	479		30	181
	30	187	A03968.0100	10	95		30	477
	30	479		10	109	A05276.0100	40	139
A02328.0100	30	185	A03971.0100	30	179		40	177
	30	187		30	181	A05314.0100	90	25
	30	189		30	477	A05314.0101	90	25
A02389.0100	30	139	A04024.0100	90	13	A05314.0109	90	25
	30	183		90	15	A05322.0100	20	23
	30	473		90	23		20	25
	30	475		90	53		20	27
A02391.0200	30	139		90	77	A05323.0100	20	23
A02391.0300	30	139		90	81		20	25
	30	421		90	157		20	27
A02392.0100	30	139		90	159	A05491.0100	30	137
A02394.0100	30	183		90	161		30	421
	30	473	A04061.0100	90	95	A05530.0100	20	5
A02416.0100	30	137	A04088.0100	70	39	A05531.0100	20	5
A02434.0100	30	179		70	41		20	71
	30	181	A04333.0200	10	61	A05531.0200	20	7
	30	477		20	23		20	71
A02477.0100	30	135	A04336.0100	10	61	A05532.0100	20	5
	30	421	A04399.0100	20	71		20	71
A02506.0200	30	135	A04401.0100	30	47	A05645.0100	10	61
A02507.0100	30	135		30	111	A05645.0200	10	63
A02508.0100	30	183		30	139	A05750.0200	10	15
A02509.0100	30	139		30	239	A05750.0700	10	19
A02520.0100	30	139		30	313	A05750.0900	10	23
A02522.0100	30	139		30	475	A05760.0100	10	47
A02555.0100	10	15	A04449.0100	10	15	A05761.0100	10	49
	10	19		10	19	A05761.0200	10	49
	10	23		10	23	A05761.0900	10	51

Reservdelar - Spare parts
99NR 15

Utgåva Issue 980615			Nummerregister			Numerical register		
Art nr Part No	Grupp Group	Sida Page	Art nr Part No	Grupp Group	Sida Page	Art nr Part No	Grupp Group	Sida Page
A05761.1000	10	51	A06183.0100	20	23	A07315.0100	10	19
A05761.1100	10	53		20	25		10	23
A05761.1200	10	53		20	27		10	39
A05769.0100	10	49	A06186.0100	10	61	A07316.0100	10	15
	10	51		10	63		10	39
	10	53	A06210.0100	10	11	A07316.0200	10	15
A05770.0100	10	49	A06210.0200	10	11		10	39
A05770.0200	10	49	A06261.0100	10	83	A07317.0200	10	45
A05770.0300	10	49	A06261.0200	10	83	A07318.0200	10	45
A05770.0400	10	49	A06294.0100	10	83	A07322.0300	10	83
A05770.0500	10	49	A06297.0100	10	83	A07322.0400	10	83
A05770.0600	10	49	A06297.0500	10	85	A07322.0600	10	85
A05770.1500	10	51	A06300.0100	10	83	A07325.0100	10	7
A05770.1600	10	51	A06301.0100	10	83	A07326.0100	10	7
A05770.1700	10	51	A06302.0100	10	83	A07330.0100	10	27
A05770.1800	10	51	A06303.0100	10	27	A07331.0100	10	15
A05770.2100	10	51		10	31		10	27
A05770.2200	10	53		10	35	A07333.0100	10	47
A05770.2300	10	53		10	41	A07392.0100	10	61
A05770.2400	10	51	A06337.0100	10	61	A07411.0100	20	33
A05770.2700	10	53		10	67		20	35
A05770.3200	10	53	A06338.0100	10	61	A07447.0100	10	47
A05770.3300	10	53		10	67	A07448.0100	10	47
A05771.0100	10	49	A06340.0100	10	61	A07461.0100	10	29
A05771.0200	10	49	A06340.0200	10	65		10	33
A05772.0100	10	49		10	67		10	37
	10	51	A06341.0100	10	61		10	41
	10	53		10	67	A07461.0200	10	45
A05772.0200	10	49	A06342.0100	10	61	A07762.0100	10	5
	10	51	A06342.0200	10	67	A07762.0200	10	5
	10	53	A06361.0300	30	345	A07762.0300	10	5
A05772.0300	10	49		30	409	A07762.0400	10	5
	10	51	A06361.0400	30	67	A07762.0500	10	5
	10	53		30	265	A07762.0600	10	5
A05772.0400	10	49	A06390.0300	20	33	A07762.0800	10	5
	10	51		20	35	A07762.0900	10	5
	10	53	A06499.0100	70	253	A07762.1000	10	7
A05773.0100	10	49		70	255	A07762.1800	10	7
	10	51		70	257	A07762.1900	10	7
	10	53		70	259	A07762.2100	10	7
A05773.0200	10	49		70	261	A07762.2300	10	7
	10	51		70	263	A07785.0100	70	15
	10	53	A06510.0100	10	61	A07785.0200	70	15
A05774.0100	10	15		10	67	A07785.0300	70	17
	10	39	A06605.0100	40	113	A07785.0400	70	17
A05774.0200	10	15		40	127	A07807.0100	70	253
	10	39	A06879.0100	10	115	A07824.0100	10	29
A05775.0100	10	15	A06933.0100	10	83		10	33
	10	39		10	85		10	37
A05775.0300	10	15	A06977.0100	20	23		10	43
	10	39		20	25	A07842.0100	70	39
A05776.0100	10	15		20	27	A07842.0200	70	41
	10	39	A06977.0200	20	23	A07881.0100	70	21
A05776.0200	10	15		20	25	A07881.0200	70	27
	10	39		20	27	A07881.0300	70	23
A05777.0300	10	19	A06981.0100	20	23	A07882.0100	70	29
A05778.0100	10	15		20	25	A07938.0100	70	119
	10	19		20	27		70	121
	10	39	A07185.0100	20	23		70	123
A05778.0400	10	15	A07186.0100	20	23		70	125
	10	19	A07187.0100	20	23	A07944.0100	70	123
	10	39		20	25	A07944.0200	70	125
A05783.0100	10	55		20	27	A07944.0300	70	121
A05784.0100	10	55	A07313.0100	10	83	A07944.0400	70	119
A05808.0100	10	65	A07315.0100	10	15	A07953.0100	70	11

Reservdelar - Spare parts
99NR 16

Utgåva Issue 980615			Nummerregister			Numerical register		
Art nr Part No	Grupp Group	Sida Page	Art nr Part No	Grupp Group	Sida Page	Art nr Part No	Grupp Group	Sida Page
A07953.0200	70	11	A08336.0200	20	33	A08773.0100	10	47
A07953.0400	70	13	A08336.0300	20	15	A08790.0100	70	47
A07989.0100	70	55		20	33	A08790.0200	70	53
A07989.0200	70	55	A08336.0400	20	15	A08790.0300	70	49
A07989.0300	70	73		20	35	A08790.0400	70	51
A07989.0400	70	73	A08336.0500	20	15	A08833.0100	20	15
A07989.0500	70	69		20	35	A08834.0100	20	15
A07989.0600	70	57	A08336.0600	20	15	A08835.0100	20	19
A07989.0700	70	57		20	35	A08836.0100	20	15
A07989.0800	70	75	A08337.0100	20	15	A08849.0100	10	23
A07989.0900	70	75		20	19	A08849.0200	10	23
A08056.0100	70	63	A08337.0200	20	15	A08850.0100	10	23
A08056.0200	70	63		20	19	A08850.0200	10	23
A08056.0300	70	85	A08338.0100	20	33	A08851.0100	10	23
A08056.0400	70	85		20	35	A08851.0200	10	23
A08056.0500	70	81	A08343.0100	10	27	A08852.0100	10	23
A08056.0600	70	65		10	31	A08852.0200	10	23
A08056.0700	70	65		10	35	A08863.0100	10	35
A08056.0800	70	87		10	41	A08864.0100	10	23
A08056.0900	70	87	A08369.0100	90	75		10	35
A08056.1000	70	83		90	77	A08865.0100	90	67
A08088.0100	70	187		90	79	A08868.0100	10	47
A08088.0200	70	189		90	81	A08888.0100	20	33
A08098.0200	10	65		90	83		20	35
A08100.0100	70	245		90	85	A08891.0100	20	33
A08100.0300	70	247		90	87		20	35
A08101.0100	70	209		90	89	A08942.0100	10	69
	70	225	A08415.0100	30	441		10	73
	70	243		30	443	A08988.0100	70	265
A08147.0100	70	211	A08444.0100	40	113	A09079.0100	90	171
	70	213		40	127	A09079.0200	90	171
	70	215		40	165	A09091.0100	90	163
	70	227	A08460.0200	10	115	A09092.0100	90	163
	70	229		10	117	A09170.0100	90	49
A08210.0100	70	211		10	119	A09171.0100	90	49
A08210.0200	70	215		10	121	A09171.0200	90	43
A08210.0300	70	227		10	123	A09200.0100	10	15
A08210.0400	70	227	A08465.0100	30	441		10	19
A08210.0500	70	213		30	443		10	23
A08210.0600	70	229	A08469.0100	10	57		10	39
A08275.0200	40	115	A08471.0100	10	57		10	113
	40	201	A08472.0100	10	57	A09205.0100	90	75
A08294.0100	10	51	A08490.0100	70	95	A09205.0200	90	79
	10	53	A08490.0200	70	105	A09205.0300	90	83
A08294.0200	10	51	A08490.0300	10	81	A09205.0600	90	77
	10	53		70	97	A09205.0700	90	81
A08302.0100	10	31	A08490.0400	10	81	A09205.1000	90	85
A08303.0100	10	19		70	107	A09205.1100	90	87
	10	31	A08490.0500	70	99	A09205.1200	90	89
A08305.0100	10	19	A08490.0600	70	109	A09241.0100	10	121
A08305.0200	10	19	A08490.0800	70	111	A09251.0100	10	19
A08306.0100	10	19	A08504.0100	10	15		10	23
A08306.0200	10	19		10	19	A09251.0200	10	19
A08307.0100	10	19		10	23		10	23
A08307.0200	10	19	A08505.0100	10	15	A09389.0100	70	119
A08308.0100	10	19		10	19		70	121
A08308.0200	10	19		10	23		70	123
A08335.0100	20	23	A08624.0100	10	121	A09389.0200	70	125
A08335.0200	20	15	A08626.0100	10	121	A09424.0100	10	89
	20	23	A08626.0200	10	123	A09424.0300	10	15
A08335.0400	20	15	A08630.0100	10	121		10	21
	20	23	A08630.0200	10	65		10	23
A08336.0100	20	15		10	123		10	39
	20	33	A08631.0100	10	121		10	89
A08336.0200	20	15	A08631.0200	10	123		10	91

Reservdelar - Spare parts
99NR 17

Utgåva Issue 980615			Nummerregister			Numerical register		
Art nr Part No	Grupp Group	Sida Page	Art nr Part No	Grupp Group	Sida Page	Art nr Part No	Grupp Group	Sida Page
A09424.0300	10	101	A09855.0100	30	13	A10293.0800	60	19
A09438.0300	10	117		30	75	A10293.1000	60	11
A09458.0100	20	5		30	141		60	15
A09458.0200	20	5		30	197		60	19
A09459.0100	20	5		30	349	A10294.0100	30	51
A09459.0200	20	5		30	483		30	115
A09460.0100	20	5	A09856.0100	30	13		30	181
A09461.0100	20	5		30	75		30	243
A09475.0100	10	87		30	141		30	319
A09480.0100	60	7		30	197		30	399
	60	13		30	349		30	477
	60	15		30	483	A10326.0100	60	19
	60	21	A09867.0100	30	13	A10381.0100	40	139
A09482.0100	60	7		30	75		40	177
A09482.0200	60	7		30	141	A10390.0100	20	13
A09482.0500	60	7		30	197	A10411.0100	10	71
A09486.0200	10	117		30	349	A10416.0100	10	71
A09488.0300	10	117		30	483	A10433.0100	20	5
A09489.0100	10	29	A09868.0100	30	13	A10433.0200	20	5
	10	33		30	75	A10434.0100	20	5
	10	37		30	141	A10434.0200	20	5
A09492.0700	90	169		30	197	A10435.0100	20	5
A09492.0701	90	169		30	349	A10435.0200	20	5
A09492.0702	90	169		30	483	A10436.0100	20	5
A09492.0703	90	169	A09872.0100	90	91	A10436.0200	20	5
A09501.0100	70	257	A09872.0300	90	93	A10437.0100	20	37
A09502.0100	70	33	A09872.1700	20	31	A10437.0200	20	37
A09503.0100	70	101	A09903.0100	10	81	A10438.0100	20	5
A09503.0200	70	113	A09914.0100	70	255	A10438.0200	20	5
A09503.0300	70	103		70	259	A10439.0100	20	7
A09503.0400	70	115		70	261	A10439.0200	20	7
A09509.0100	90	11		70	263	A10442.0100	10	71
A09509.0200	90	7	A09943.0100	90	109	A10530.0100	10	65
A09509.0300	90	13	A09943.0200	90	111	A10536.0100	40	5
A09509.0400	90	9	A09943.0300	90	115	A10536.0200	30	199
A09509.0500	90	15	A09943.0400	90	119	A10573.0300	20	89
A09510.0100	90	21	A09943.0500	90	131	A10575.0100	10	65
A09510.0200	90	17	A09994.0100	80	7	A10584.0100	10	15
A09510.0300	90	23		80	37		10	23
A09510.0400	90	19		80	69		10	39
A09536.0100	20	9	A09994.0200	80	7	A10584.0200	10	19
A09537.0100	20	9		80	37	A10584.0300	10	19
A09537.0200	20	9		80	39	A10586.0100	20	37
A09606.0100	20	21		80	69	A10586.0200	20	37
	20	31		80	75	A10605.0100	80	35
	90	91		80	77	A10605.0200	80	35
	90	93		80	83		80	75
	90	163	A09995.0100	90	99	A10671.0100	10	17
A09662.0100	10	45	A09995.0500	90	101		10	21
A09670.0100	30	61	A09995.0600	90	103		10	25
	30	127	A10031.0100	90	163		10	39
	30	257	A10110.0100	20	11		10	101
A09671.0100	30	61	A10133.0100	10	81	A10676.0100	10	117
	30	127	A10185.0100	90	171		10	119
	30	257	A10293.0100	60	11		10	123
A09671.0200	30	189		60	19		30	137
A09671.0400	30	339	A10293.0200	60	11		30	421
A09727.0100	20	23		60	19	A10691.0100	70	255
A09727.0200	20	25	A10293.0400	60	11	A10691.0200	70	263
	20	27		60	19	A10691.0300	70	255
A09730.0100	20	5	A10293.0500	60	11	A10692.0100	70	259
A09731.0100	20	5		60	19	A10692.0200	70	261
A09805.0100	10	81	A10293.0600	60	11	A10733.0100	10	29
	10	87		60	19		10	33
A09820.0100	10	87	A10293.0800	60	11		10	37

Reservdelar - Spare parts
99NR 18

Utgåva Issue 980615			Nummerregister			Numerical register		
Art nr Part No	Grupp Group	Sida Page	Art nr Part No	Grupp Group	Sida Page	Art nr Part No	Grupp Group	Sida Page
A10733.0100	10	41	A11431.0100	10	63	A12196.0100	80	113
	10	45		10	73	A12196.0300	80	113
A10737.0200	10	17	A11433.0100	10	63	A12196.0400	70	199
	10	21		10	73		70	201
	10	25	A11487.0100	20	37		80	113
	10	39		20	71	A12196.0500	80	113
	10	89	A11506.0100	60	11	A12196.0800	80	113
	10	91	A11506.0200	60	11	A12196.1000	80	113
	10	101	A11506.0300	60	11	A12196.2100	80	23
A10780.0200	10	15	A11506.0400	60	11		80	113
A10780.0700	10	19	A11506.0500	60	11	A12197.0100	80	113
A10780.0900	10	23	A11506.0700	60	11	A12197.0300	80	113
A10780.1200	10	39	A11506.0900	60	11	A12197.0400	80	113
A10805.0100	10	27	A11506.1000	60	15	A12197.0500	80	113
A10806.0100	10	15	A11725.0100	10	63	A12197.0800	80	113
	10	27	A11726.0100	10	63	A12197.1000	80	113
A10807.0100	10	31	A11727.0100	20	25	A12199.0100	80	113
A10808.0100	10	19	A11729.0100	10	119		80	115
	10	31	A11730.0100	10	119	A12199.0300	80	113
A10809.0100	10	35	A11731.0100	10	119	A12199.0400	80	113
A10810.0100	10	23	A11734.0100	10	63	A12199.0500	80	113
	10	35	A11920.0100	70	249	A12199.0800	80	113
A10813.0100	10	45	A11920.0200	70	251	A12199.1000	80	113
A10815.0100	10	41	A11923.0100	10	47	A12752.0100	80	15
A10816.0100	10	39	A11924.0100	10	47	A12753.0100	80	15
	10	41	A11958.0100	30	347	A12753.0200	80	15
A10906.0100	90	13		30	349	A12753.1300	80	17
	90	15		30	411	A12753.1900	80	33
	90	23		90	47	A12754.0100	80	15
	90	53	A11959.0100	30	347	A12754.0200	80	15
	90	77	A11959.0200	30	349	A12754.0300	80	15
	90	81		90	47	A12754.0400	80	15
	90	157	A11960.0100	30	347	A12754.1600	80	17
	90	159		30	349	A12754.1700	80	23
	90	161		90	47	A12754.1800	80	23
A10944.0200	10	101	A11960.0200	30	411	A12755.0100	80	51
A10944.0300	10	101	A11961.0100	30	347	A12756.0100	80	51
A10953.0100	70	217	A11961.0200	30	349	A12756.0200	80	51
A10987.0100	10	89	A11961.0400	30	411	A12757.0100	80	55
	10	91	A11962.0100	30	351	A12757.0200	80	55
A10988.0100	10	93	A11963.0100	30	351	A12758.0100	80	99
A11122.XXXX	80	137	A11998.0100	30	51	A12759.0100	80	99
A11126.0100	10	119		30	115	A12764.0100	80	19
A11142.0100	90	43		30	181	A12765.0100	80	19
A11147.0100	20	17		30	243	A12766.0100	80	19
A11288.0200	30	343		30	319	A12766.0200	80	19
	30	345		30	399	A12768.0100	80	57
	30	409		30	477	A12769.0100	80	57
A11290.0100	30	343	A12057.2800	10	101	A12770.0100	80	103
	30	345	A12066.0100	20	25	A12780.0100	80	99
	30	409	A12066.0200	20	15		80	115
A11328.0100	20	17		20	25	A12781.0100	80	115
A11331.0100	20	71	A12066.0400	20	15	A13060.0100	10	77
A11331.0200	20	71		20	25	A13061.0100	10	77
A11337.0100	80	109	A12066.0900	20	27	A13062.0100	10	77
A11337.0200	80	109	A12196.XXXX	70	195	A13063.0100	10	73
A11337.0800	80	109		70	197		10	77
A11337.1100	80	109		80	15	A13095.0100	10	73
A11338.0100	80	109		80	19	A13121.0100	30	13
A11339.0100	80	109		80	51		30	75
A11339.0500	80	109		80	55		30	141
A11340.0100	80	109		80	57		30	197
A11344.0400	80	109		80	103		30	349
A11427.0100	20	25	A12196.0100	80	23		30	483
A11427.0300	20	27		80	99	A13166.0300	10	73

Reservdelar - Spare parts
99NR 19

Utgåva Issue 980615			Nummerregister			Numerical register		
Art nr Part No	Grupp Group	Sida Page	Art nr Part No	Grupp Group	Sida Page	Art nr Part No	Grupp Group	Sida Page
A13166.0600	10	73	A14683.0600	30	337	A17746.0100	70	31
A13171.0100	30	421	A14971.0100	30	441	A17747.0100	70	35
A13172.0100	10	81		30	443	A17748.0100	70	61
A13183.0100	10	73	A15084.0300	90	169	A17748.0200	70	61
A13415.0100	70	43	A15098.0100	90	37	A17748.0300	70	79
A13415.0400	70	45	A15142.0200	30	441	A17748.0400	70	79
A13441.0100	70	59		30	443	A17749.0100	70	67
A13441.0200	70	59	A15340.0100	90	41	A17749.0200	70	67
A13441.0300	70	77		90	45	A17749.0300	70	89
A13441.0400	70	77		90	47	A17749.0400	70	89
A13441.0500	70	71		90	51	A17875.XXXX	80	129
A13470.0100	90	97	A15501.0100	10	119	A17881.0100	80	129
A13622.0100	10	63	A15504.0100	10	93	A17881.0300	80	129
A13625.0100	30	137		10	99	A17881.0400	80	129
	30	145	A15504.0200	10	99	A17882.0100	80	129
	30	419	A15505.0100	10	93	A18021.0200	20	27
	30	421	A15505.0200	10	93	A18025.0200	20	27
A14088.0100	90	147	A15505.0300	10	99	A18029.0100	90	167
	90	149	A15505.1600	10	99	A18259.0100	90	63
	90	151	A15505.1900	10	99	A18622.0200	70	267
A14089.0100	90	147	A15505.2000	10	99	A18984.0100	40	177
	90	149	A15506.0100	10	93	A19369.0100	90	141
	90	151		10	99	A19370.0100	90	123
A14104.0100	90	147	A15506.0200	10	95	A19370.0200	90	135
	90	149		10	99	A19370.0300	90	127
	90	151	A15506.0800	10	99	A19453.0100	70	11
A14116.0100	90	101	A15506.1000	10	99	A19525.XXXX	70	267
A14516.0100	10	75	A15506.1100	10	99	A19525.0100	10	5
A14517.0100	10	75	A15518.0100	10	93	A19525.0200	10	5
A14521.0100	90	85	A15518.0900	10	99	A19525.0300	10	5
	90	87		10	101	A19525.0400	10	5
	90	157	A15813.0200	10	11	A19525.0500	10	5
A14521.0200	90	89	A15813.1000	10	11	A19525.0600	10	5
	90	155	A15813.1100	10	11	A19525.0700	10	5
A14521.0300	90	53	A15813.1700	10	11	A19527.XXXX	10	5
A14521.0400	90	59	A15820.0100	90	53	A19528.XXXX	10	5
A14521.0500	90	55		90	59	A19529.XXXX	10	5
A14521.0600	90	57		90	61	A19530.XXXX	10	5
A14521.0700	90	61		90	155	A19820.0100	30	265
A14521.0900	90	159		90	157	A19845.0100	20	29
A14521.1400	90	161		90	159	A20274.0100	80	129
A14679.0100	30	267		90	161	A20275.0100	80	129
A14679.0200	30	267	A16428.0100	90	163	A20718.0100	30	255
A14679.0300	30	353	A16606.0200	10	85	A20926.0100	80	23
A14680.0100	30	327	A16611.0200	10	85	A22061.0100	80	23
A14680.0200	30	329	A16624.0100	60	11	A22385.0500	30	11
A14680.0300	30	331	A16624.0200	60	11		30	73
A14680.0400	30	333	A16630.0100	90	169		30	195
	30	407	A16699.0300	70	31		30	271
A14680.0500	30	335		90	123		30	355
A14680.0600	30	255		90	127		90	15
A14680.0700	30	337	A16699.0400	70	35	A22421.0100	30	339
A14681.0100	30	343		90	135	A22548.0200	90	59
A14681.0200	30	345	A16744.0100	10	73		90	61
	30	409	A16822.XXXX	80	137		90	155
A14682.0100	30	343	A16823.XXXX	80	137	A22548.0300	90	53
A14682.0200	30	345	A16824.0100	80	137		90	55
	30	409	A16824.0200	80	137		90	57
A14683.0100	30	327	A16865.0100	10	73		90	157
A14683.0200	30	329	A16973.0100	10	75		90	159
A14683.0300	30	331	A17230.0100	30	261	A22548.0400	90	161
A14683.0400	30	333		30	263	A22842.0600	30	417
	30	335		30	265	A23403.0200	20	21
	30	407	A17230.0200	30	261	A23404.XXXX	10	5
A14683.0500	30	255	A17713.0100	20	29	A23405.XXXX	10	5

Reservdelar - Spare parts

99NR 20

Utgåva Issue 980615			Nummerregister			Numerical register		
Art nr Part No	Grupp Group	Sida Page	Art nr Part No	Grupp Group	Sida Page	Art nr Part No	Grupp Group	Sida Page
A23406.XXXX	10	5	R31224.001	80	103	R41717.002	80	61
A23407.XXXX	10	5	R31224.005	80	13		80	63
A23528.0100	30	435		80	15		80	105
A23528.0200	30	437		80	17		80	139
A23528.0300	30	433		80	19	R41717.004	80	25
A23528.0400	30	439		80	23		80	29
A23529.0100	30	433		80	49	R42028.001	80	77
	30	435		80	51		80	83
	30	437		80	53	R42036.001	80	127
	30	439		80	55		80	131
A23654.0100	30	427		80	57		80	135
A23654.0200	30	429		80	95	R42101.001	40	203
A24542.0100	30	441		80	99		60	3
A24542.0200	30	443		80	103		60	21
A24547.0100	70	31	R31571.003	80	77	R42412.001	80	127
A24686.0200	30	413		80	83		80	131
A25209.0300	30	411	R31598.005	80	29		80	135
A26063.0100	30	431		80	95		80	137
A26265.0100	90	29		80	99	R42573.004	80	25
A26938.0100	90	63	R32035.001	80	127		80	61
A26954.0100	70	275		80	131		80	105
A26954.0200	70	277		80	135	R42573.010	80	25
A26954.0300	70	287	R33701.001	10	71		80	61
A26954.0400	70	289		10	73		80	105
A26955.0100	70	279	R41581.001	70	191	R42574.005	80	131
A26955.0200	70	281		70	193		80	139
A26955.0300	70	291		70	195	R42574.006	80	25
A26955.0400	70	293		70	197		80	29
A26956.0100	70	283		70	199		80	63
A26956.0200	70	285		70	201	R42574.007	80	25
A26974.0100	70	295		70	203		80	29
A26974.0200	70	297		80	13		80	63
A26974.0300	70	299		80	15	R42752.001	40	203
A27186.0100	30	17		80	17		60	3
	30	203		80	21		60	7
	30	209		80	23		60	13
	30	277		80	27		60	15
	30	357		80	29	R42754.003	40	203
	30	363		80	49		60	3
	30	417		80	51		60	7
A27187.0100	30	417		80	53		60	13
A30088.0100	30	137		80	55		60	15
	30	421		80	59	R43040.D00	80	77
A30771.0100	80	7		80	61		80	83
	90	63		80	63	R43546.001	30	49
A32049.0100	90	63		80	95		30	113
A32049.0300	90	63		80	99		30	179
A32049.0500	90	63		80	103	R43635.006	90	147
A32049.0700	90	63		80	105		90	149
EK3076	40	203	R41599.002	80	13		90	151
EK3087	40	203		80	29	R43958.023	90	147
EK4013	40	203		80	77		90	149
EK4077	40	203		80	83		90	151
R31224.001	80	13		80	95	R43966.003	90	147
	80	15		80	99		90	149
	80	17	R41602.002	80	77	R44283.001	30	49
	80	19		80	83		30	113
	80	23	R41704.001	80	19		30	179
	80	49		80	57		30	183
	80	51		80	103	SF2484.011	80	19
	80	53		80	127		80	57
	80	55		80	131		80	103
	80	57		80	135	135898.0200	80	19
	80	95		80	137	135899.0400	80	19
	80	99	R41717.002	80	25	135899.0500	80	19

Reservdelar - Spare parts
99NR 21

Utgåva Issue 980615			Nummerregister			Numerical register		
Art nr Part No	Grupp Group	Sida Page	Art nr Part No	Grupp Group	Sida Page	Art nr Part No	Grupp Group	Sida Page
150197.0100	60	3	255701.0100	30	9	258201.0100	30	121
	60	7		30	71		30	123
	60	11		30	193		30	125
	60	15	255701.0200	30	11		30	249
150197.0200	60	3		30	73		30	251
	60	7		30	195		30	253
	60	11	255701.0400	30	195		30	255
	60	15		30	271	258430.0300	30	189
150198.0100	60	3		30	355	258430.0400	30	61
	60	7	255725.0100	30	9		30	127
	60	13		30	71		30	257
	60	15		30	193	258430.0500	30	339
156835.0100	30	47	255731.0100	30	49	258713.XXXX	80	35
	30	111		30	113		80	47
	30	183		30	179	258718.XXXX	70	231
	30	239	255785.0100	10	11		80	67
	30	313	255785.0200	10	11		80	75
	30	317	255785.0300	10	11		80	91
	30	397	255843.0100	30	9	259050.XXXX	80	35
	30	473		30	71		80	43
157423.0200	40	203		30	193	259051.XXXX	80	35
157464.0100	90	145		30	267		80	47
157464.0200	90	145		30	353	305354.013	80	47
157464.0300	90	145	255857.0100	10	7		80	91
157464.0400	90	147	255857.0200	10	7	305359.001	80	107
157464.0500	90	149	255857.0300	10	7	306263.001	80	13
157464.0700	90	149	255857.0400	10	7		80	15
157464.0900	90	151	255857.0500	10	7		80	19
157464.1000	90	151	255857.0600	10	7		80	25
158862.0100	70	269	255857.0900	10	7		80	31
158862.0200	70	271	255857.1100	10	7	306263.002	80	13
208722.0100	20	5	255857.1200	10	7		80	15
227122.0100	10	71	255857.1300	10	7		80	17
	70	257	255857.1400	10	7		80	19
	70	259	255857.1500	10	7		80	23
228025.0100	90	63	255857.1600	10	7		80	25
228025.0200	90	63	255857.1900	10	7		80	31
228025.0300	90	63	255880.0100	10	7		80	33
228025.0400	90	63	255880.0400	20	5	306324.001	80	127
228859.0100	90	63	256026.0100	30	135		80	131
228859.0200	90	63		30	421		80	135
228859.0300	90	63	256026.0200	30	135	306408.002	80	111
236092.0100	40	203		30	421		80	113
236093.0100	40	203	256199.XXXX	80	67		80	115
236094.0100	40	203		80	91	306412.XXXX	80	11
244118.0100	10	69	256242.0100	10	9	306487.001	80	67
250010.XXXX	80	89	256242.0200	10	9		80	79
250305.0100	80	119	256242.0300	10	9	306566.001	80	25
250305.0200	80	119	256270.XXXX	80	67	306863.1400	70	253
250324.0100	80	111		80	73		70	255
250324.0200	80	111		80	87		70	263
250324.0300	80	111	256348.XXXX	80	39	306865.1300	70	253
250903.XXXX	80	87		80	47		70	255
254802.XXXX	70	233	256352.XXXX	80	39		70	261
	80	77		80	45		70	263
	80	83	256355.XXXX	80	45	306865.1600	70	261
	80	93	257039.XXXX	80	79	306865.1900	70	265
255151.0300	10	11		80	85	306865.2900	70	13
255151.0400	10	11		80	89	306865.3400	70	43
255152.0300	10	11	257420.0100	40	203		70	295
255362.0100	80	107	257420.0200	40	203		70	299
	80	109	257515.XXXX	80	43		90	141
255362.0500	80	109	258066.0100	40	201	306865.3500	70	11
255388.0100	80	107	258201.0100	30	57		70	261
	80	109		30	59	306865.4900	70	255

Reservdelar - Spare parts
99NR 22

Utgåva Issue 980615			Nummerregister			Numerical register		
Art nr Part No	Grupp Group	Sida Page	Art nr Part No	Grupp Group	Sida Page	Art nr Part No	Grupp Group	Sida Page
306865.5800	70	253	306871.2100	70	287	306902.2100	70	33
	70	255		70	289		70	35
	70	257		70	291		70	219
	70	259		70	293	306902.2200	70	191
	70	261	306897.0200	90	145		70	193
	70	263		90	147	306902.2300	70	191
306865.8900	70	257		90	149		70	193
	70	259		90	151		70	235
	70	261	306899.4600	30	181		70	269
306865.9400	70	263		30	477		70	271
306865.9800	70	253		90	125		90	109
	70	255		90	137		90	111
	70	257	306899.4700	30	49		90	117
	70	259		30	51		90	119
	70	261		30	113		90	123
	70	263		30	115		90	127
306867.0500	10	113		30	243		90	133
306867.0600	10	113		30	319		90	137
306867.0700	10	113		30	399	306902.2400	70	191
306867.0800	10	113	306899.5000	70	217		70	193
306867.0900	10	113	306899.5400	90	123		70	219
306871.XXXX	70	217		90	135	306902.2500	70	193
306871.0200	70	55	306902.0100	70	219		70	221
	70	57		70	239		70	241
	70	59	306902.0200	70	237	306902.2600	70	193
	70	61	306902.0300	70	239		70	219
	70	73	306902.0600	70	29	306902.2700	70	201
	70	75		70	31	306902.2900	70	29
	70	77		70	33		70	31
	70	79		70	35		70	33
	70	275		90	109		70	35
	70	277		90	111		90	109
	70	287		90	115		90	111
	70	289		90	119		90	115
306871.0700	70	69		90	123		90	119
	70	71		90	127		90	123
306871.1400	70	211		90	131		90	127
	70	215		90	135		90	131
	70	227	306902.0700	70	223		90	135
306871.2100	70	55		70	237	306902.3000	70	205
	70	57	306902.0800	70	195		70	207
	70	59		70	197		70	249
	70	61		70	199	306902.3200	70	235
	70	63		70	201		70	241
	70	65		70	203	306902.3500	70	219
	70	67		70	205	306902.3700	70	195
	70	69		70	207		70	197
	70	71		70	221		70	199
	70	73		70	223		70	201
	70	75		70	237		70	203
	70	77		70	239		70	239
	70	79		70	241		70	269
	70	81	306902.1000	70	47		70	271
	70	83		70	49		70	297
	70	85		70	51	306902.3800	70	41
	70	87		70	201		70	237
	70	89	306902.1200	70	39		70	283
	70	213		70	41		70	285
	70	229		70	53	306902.3900	70	205
	70	275	306902.1300	70	219		70	235
	70	277		70	223	306902.4000	70	29
	70	279	306902.1500	70	39		70	31
	70	281		70	251		70	33
	70	283		70	297		70	35
	70	285	306902.2000	70	241		90	109

Reservdelar - Spare parts
99NR 23

Utgåva Issue 980615			Nummerregister			Numerical register		
Art nr Part No	Grupp Group	Sida Page	Art nr Part No	Grupp Group	Sida Page	Art nr Part No	Grupp Group	Sida Page
306902.4000	90	111	306902.6800	70	35	308149.0700	80	69
	90	115		90	109	308162.0100	70	203
	90	119		90	111		70	205
	90	123		90	115		70	207
	90	127		90	119		70	219
	90	131		90	123		70	221
	90	135		90	127		70	237
306902.4600	70	29		90	131		70	241
	70	31		90	135	308162.0300	70	199
	70	33	306902.7500	70	235	308162.2700	70	231
	70	35		90	115		70	233
	90	109		90	131	308162.2800	70	231
	90	111		90	135		70	233
	90	115	306902.7700	70	29	308162.2900	70	231
	90	119		70	31	308162.4400	70	233
	90	123		70	33	308162.4700	70	199
	90	127		70	35		70	201
	90	131		90	109		70	221
	90	135		90	111	308162.4800	70	201
306902.4700	70	29		90	115	308162.4900	70	219
	70	31		90	119	308162.5200	70	195
	70	33		90	123	308162.5500	70	195
	70	35		90	127		70	203
	90	109		90	131		70	207
	90	111		90	135		70	219
	90	115	306902.9500	70	205	308162.5600	70	201
	90	119		70	223		70	221
	90	123	306902.9800	70	29		70	239
	90	127		70	31	308162.5700	70	201
	90	131		70	33		70	209
	90	135		70	35		70	225
306902.4800	70	237		90	109		70	243
306902.4900	70	29		90	111		70	249
	70	31		90	115		70	251
	70	33		90	119	308162.6500	70	207
	70	35		90	123	308162.7000	70	195
	90	109		90	127		70	197
	90	111		90	131		70	199
	90	115		90	135		70	201
	90	119	306902.9900	90	109		70	203
	90	123		90	111		70	219
	90	127		90	119		70	223
	90	131		90	123		70	241
	90	135		90	127	308162.7100	70	195
306902.5000	70	239	307430.0100	80	47		70	197
	90	69		80	91		70	199
306902.5200	70	29	307430.0200	80	47		70	201
	70	31		80	91		70	203
	70	33	307542.0100	10	47		70	207
	70	35	307900.0100	90	63		70	219
	90	109	307900.0200	90	63		70	221
	90	111	307900.0400	90	63		90	69
	90	115	307900.0500	90	63	308162.7200	70	195
	90	119	307900.0600	90	63		70	197
	90	123	307935.XXXX	80	135		70	199
	90	127	308149.0100	80	7		70	201
	90	131	308149.0200	80	7		70	205
	90	135		90	145		70	237
306902.5300	70	235		90	147	308162.7300	70	195
306902.6600	90	117		90	149		70	197
	90	133		90	151		70	199
	90	135	308149.0300	80	7		70	201
306902.6800	70	29		80	73		70	203
	70	31	308149.0500	80	79		70	221
	70	33	308149.0600	80	79	308162.7500	70	219

Reservdelar - Spare parts
99NR 24

Utgåva Issue 980615			Nummerregister			Numerical register		
Art nr Part No	Grupp Group	Sida Page	Art nr Part No	Grupp Group	Sida Page	Art nr Part No	Grupp Group	Sida Page
308162.7600	70	195	308797.4000	70	11	309171.7500	70	89
	70	201		70	295		70	279
	70	221		70	297		70	281
308162.7700	70	199		90	141		70	291
	70	201	308797.4100	70	11		70	293
	70	205	308858.0100	90	163	309266.4600	70	259
	70	219	308945.XXXX	70	217	309266.5800	70	255
	70	221	308973.0900	90	141	309266.7000	70	257
308162.7800	70	199	308973.1000	70	297	309350.0200	80	79
	70	201	308973.2000	70	295	309350.0400	80	79
	70	207		70	297	309350.0600	80	69
	70	219		70	299	309354.0100	80	7
	70	221	309039.0100	80	41		80	41
308162.8500	70	223	309171.XXXX	70	231		80	79
	70	235	309171.0100	90	125		80	85
308162.8700	70	195		90	129	309354.0200	80	7
	70	223		90	137		80	37
308162.9000	70	241	309171.0200	70	233		80	69
308162.9100	70	195	309171.0300	70	93		80	73
	70	203		70	211	309743.0100	80	5
	70	219		70	213		80	13
	70	241		70	215		80	15
308162.9200	70	195		70	227		80	17
	70	201		70	229		80	19
	70	219		70	295		80	25
	70	221		70	297		80	29
	70	245		90	141		80	31
	70	247	309171.0400	70	231		80	33
308643.0100	80	47	309171.0700	30	49		80	35
308697.0100	80	53		30	51		80	39
	80	55		30	113		80	49
	80	57		30	115		80	51
	80	63		30	179		80	53
308697.0200	80	95		30	181		80	55
308697.0500	80	49		30	243		80	57
	80	51		30	319		80	61
	80	57		30	399		80	63
	80	61		30	477		80	65
	80	95	309171.0800	70	187		80	67
	80	99	309171.0900	70	43		80	73
	80	103	309171.1000	70	295		80	77
	80	105		70	297		80	83
308697.0600	80	49		70	299		80	95
	80	51		90	141		80	99
	80	57	309171.1200	70	63		80	103
	80	61		70	81		80	105
	80	95		70	85	309988.0100	80	81
	80	99	309171.1300	70	245		80	85
	80	103		70	247	324058.1400	70	11
	80	105	309171.3500	70	11		70	13
308697.0700	80	49	309171.4900	70	283		70	55
	80	51		70	285		70	57
	80	61	309171.5200	30	179		70	59
	80	65		30	181		70	61
308697.0800	80	49		30	477		70	63
	80	51	309171.7200	70	187		70	65
	80	61		70	189		70	67
	80	65		70	215		70	69
308797.XXXX	70	233		70	227		70	71
308797.0100	70	13		70	229		70	73
308797.0500	70	11	309171.7500	70	13		70	75
308797.0700	70	189		70	65		70	77
308797.2500	70	217		70	67		70	79
308797.3900	70	11		70	83		70	81
	70	299		70	87		70	83

Reservdelar - Spare parts
99NR 25

Utgåva Issue 980615			Nummerregister			Numerical register		
Art nr Part No	Grupp Group	Sida Page	Art nr Part No	Grupp Group	Sida Page	Art nr Part No	Grupp Group	Sida Page
324058.1400	70	85	340444.0200	70	121	350235.002	90	47
	70	87		70	123		90	49
	70	89		70	125		90	51
	70	267	340444.0300	70	117		90	53
	70	275		70	121		90	59
	70	277		70	123		90	61
	70	279		70	125		90	155
	70	281	340444.0400	70	117		90	157
	70	283		70	123		90	159
	70	285		70	125		90	161
	70	287	340444.0500	70	117	350235.004	70	103
	70	289		70	123		70	115
	70	291		70	125		90	53
	70	293	340444.0600	70	117		90	55
324058.1500	70	55		70	123		90	57
	70	57		70	125		90	59
	70	59	350178.0200	60	17		90	61
	70	61	350181.0300	60	17		90	109
	70	63	350181.0400	60	17		90	111
	70	65	350181.0500	60	17		90	119
	70	67	350181.0600	60	19		90	155
	70	69	350181.0800	60	19		90	157
	70	71	350190.0100	60	3		90	159
	70	73		60	7		90	161
	70	75		60	11	350235.005	90	113
	70	77		60	15		90	117
	70	79	350233.014	70	257		90	121
	70	81		70	259		90	133
	70	83	350233.046	70	99	350235.006	70	253
	70	85		70	109		70	255
	70	87	350233.047	70	95		90	127
	70	89		70	97	350235.007	90	67
	70	275		70	105	350235.008	90	125
	70	277		70	107		90	137
	70	279	350233.049	70	99	350235.009	70	103
	70	281		70	109		70	115
	70	287	350233.051	90	109		70	261
	70	289		90	111		90	39
	70	291		90	119		90	41
	70	293	350233.058	70	95		90	43
326716.0100	70	43		70	105		90	45
	70	295	350233.060	70	97		90	47
	70	299		70	101		90	49
	90	141		70	103		90	51
328822.0300	10	65		70	107		90	123
	10	71		70	113		90	125
333425.0100	80	123		70	115		90	129
	80	125	350233.062	70	111		90	135
333428.0100	80	125	350233.067	70	111		90	137
334194.0100	80	19	350233.068	70	101	350235.011	90	123
	80	57		70	103		90	127
336095.0100	40	203		70	113	350235.014	70	261
337065.0100	10	95		70	115		90	111
	10	107		70	257		90	117
337065.0200	10	95		70	259		90	119
	10	107	350233.070	70	101		90	133
337396.0200	10	95		70	103	350235.016	90	67
	10	107		70	113	350235.017	90	67
340444.0100	70	117		70	115	350235.043	70	103
	70	119	350233.072	70	257		70	115
	70	121		70	259		90	39
	70	123	350235.002	90	39		90	41
	70	125		90	41		90	43
340444.0200	70	117		90	43		90	45
	70	119		90	45		90	47

Reservdelar - Spare parts

99NR 26

Utgåva Issue 980615			Nummerregister			Numerical register		
Art nr Part No	Grupp Group	Sida Page	Art nr Part No	Grupp Group	Sida Page	Art nr Part No	Grupp Group	Sida Page
350235.043	90	49	351077.0200	70	21	352670.0600	30	181
	90	51		70	23		30	477
	90	57	351490.0500	70	15		70	13
	90	69		70	17		70	187
350235.044	70	263		70	21		70	189
350235.047	90	113		70	23		70	215
	90	117		70	27		70	227
	90	121	352507.0300	10	73		70	229
	90	133	352543.XXXX	80	11		70	231
350235.054	70	255	352670.0300	10	27		70	233
350235.073	70	263		10	31		90	123
350235.074	70	257		10	35		90	135
	70	259		10	41	352785.XXXX	70	219
350235.075	90	55		10	45		90	147
	90	57		70	257		90	149
350235.080	70	257		70	259		90	151
	70	259	352670.0400	30	417	352785.0800	70	233
350235.084	70	29		70	253	352785.2100	70	231
	70	31		70	255		70	233
	70	253		70	257	352785.2400	70	203
	70	255		70	259	352785.3100	90	145
	70	261		70	261	352785.3500	70	231
	90	109		70	263		70	233
350235.087	90	55		70	265	352785.3700	90	145
	90	57	352670.0500	10	27	352785.4000	90	113
350235.092	70	55		10	31		90	117
	70	57		10	35		90	121
	70	59		10	41		90	133
	70	61		10	45	352785.4300	70	33
	70	63		10	89		70	35
	70	65		10	91	352785.4600	70	231
	70	67		10	101		70	233
	70	69		70	29	352785.5200	70	195
	70	71		70	31		70	201
	70	73		70	33		70	207
	70	75		70	35		70	219
	70	77		70	39		70	223
	70	79		70	41	352785.5300	70	195
	70	81		70	205		70	205
	70	83		70	207		70	207
	70	85		70	209		70	223
	70	87		70	219		70	239
	70	89		70	221	352785.6300	70	195
	70	275		70	223		70	241
	70	277		70	225	352785.6800	70	231
	70	279		70	231		70	233
	70	281		70	233	352785.6900	70	231
	70	287		70	235		70	233
	70	289		70	237	352785.7100	70	197
	70	291		70	239		70	209
	70	293		70	241		70	223
	90	53		70	243		70	225
	90	59		70	249		70	241
	90	61		70	251		70	243
	90	155		80	7		70	249
	90	157		90	109		70	251
	90	159		90	111	352785.7200	90	129
	90	161		90	115	352785.7900	70	241
350235.097	90	129		90	119	352785.8100	70	231
350300.0200	40	205		90	123		70	233
350531.0100	70	219		90	127	352785.8300	70	231
350531.1800	70	219		90	131	352785.8500	70	231
350901.XXXX	80	87		90	135	352785.8700	70	239
350939.0400	20	13	352670.0600	30	139	352785.8900	70	29
	90	29		30	179		70	31

Reservdelar - Spare parts
99NR 27

Utgåva Issue 980615			Nummerregister			Numerical register		
Art nr Part No	Grupp Group	Sida Page	Art nr Part No	Grupp Group	Sida Page	Art nr Part No	Grupp Group	Sida Page
352785.8900	90	109	355690.0100	30	9	356312.0800	70	245
	90	111		30	11		70	247
	90	115		30	71	356316.0100	90	11
	90	119		30	73		90	21
	90	127		30	193	356341.0100	60	3
	90	131		30	195		60	7
352785.9200	70	245		30	267		60	13
	70	247		30	271		60	15
352785.9500	70	235		30	353	356349.XXXX	80	47
	70	239		30	355	356350.XXXX	80	47
	70	241	355758.XXXX	80	11	356353.XXXX	80	45
352785.9700	70	219	355760.XXXX	80	11	356382.0200	90	7
	70	239	355839.XXXX	80	11		90	17
352941.0200	10	79	355841.0100	30	9	356382.0300	90	9
352941.0700	10	79		30	71		90	19
353030.0500	90	115		30	193		90	59
	90	131		30	267		90	61
	90	135		30	353		90	83
353030.1200	70	33	355842.0100	30	9		90	155
	70	35		30	71	356449.0100	10	13
353368.0200	10	73		30	183	356483.XXXX	80	93
353983.0100	60	23		30	193	356519.0100	10	11
354428.0100	10	95		30	267	356545.0100	10	9
	10	107		30	353	356545.0200	10	9
354803.XXXX	80	93		30	473	356545.0300	10	9
354806.0100	30	347	355911.0100	10	7	356545.0400	10	9
	30	411	355911.0300	10	7	356545.0500	10	9
354806.0300	30	139		30	433	356545.0600	10	9
	30	195		30	435	356545.0700	10	9
	30	347		30	437	356545.0800	10	9
	30	411		30	439	356545.0900	10	9
	30	483	356100.0100	80	37	356545.1000	10	11
355146.XXXX	80	39	356100.0200	80	37	356663.XXXX	80	35
355147.0100	80	37	356104.XXXX	80	47	356711.0100	30	137
	80	39	356111.0100	80	45		30	423
	80	85		80	87	356983.0100	30	49
355147.0200	80	73		80	89		30	51
355382.XXXX	80	11		80	91		30	113
355384.XXXX	80	11		80	93		30	115
355410.0100	60	3	356113.XXXX	80	43		30	179
	60	7	356192.0100	80	67		30	181
	60	11		80	73		30	243
355410.0200	60	3		80	79		30	319
	60	7		80	83		30	399
	60	11	356192.0200	80	67		30	477
355410.0300	60	3	356200.XXXX	80	91	357040.XXXX	80	89
	60	7	356202.XXXX	80	91	357073.0200	90	39
355410.0600	60	15	356241.0100	10	9		90	43
355451.0100	10	9	356241.0400	10	9		90	49
355451.0300	10	9	356265.0100	90	31	357139.0100	30	69
355451.0400	10	9	356265.0200	90	31		30	133
355451.0500	10	9	356265.0300	90	31	357152.0200	90	45
355452.0300	10	7	356267.0100	30	47	357555.0100	90	143
	90	37		30	111	357555.0200	90	143
355452.0400	10	7		30	183	357555.0300	90	143
355640.0100	70	203		30	239	357611.0200	90	171
355642.0100	30	9		30	313	357642.0100	30	67
	30	71		30	317		30	263
355642.0200	30	9		30	397	357642.0200	30	67
	30	71		30	473		30	263
355657.0100	70	15	356285.0100	90	31	357708.0200	10	111
	70	17	356285.0200	90	31	357773.0100	30	75
	70	21	356285.0300	90	31	357774.0100	30	75
	70	23	356312.0700	70	11		30	413
	70	27		70	13		90	45

Reservdelar - Spare parts
99NR 28

Utgåva Issue 980615			Nummerregister			Numerical register		
Art nr Part No	Grupp Group	Sida Page	Art nr Part No	Grupp Group	Sida Page	Art nr Part No	Grupp Group	Sida Page
357776.0100	30	11	405796.0300	80	37	405809.004	80	13
	30	195		80	41		80	15
357777.0100	30	11		80	69		80	17
	30	195		80	73		80	19
358043.XXXX	80	11		80	79		80	23
358123.0200	90	35		80	85		80	25
358123.0300	90	37	405797.001	80	5		80	29
358595.0100	80	7		80	13		80	31
	80	37		80	15		80	53
	80	41		80	17		80	55
	80	75		80	19		80	57
	80	85		80	25		80	63
358628.0200	90	29		80	29		80	95
358688.0100	40	203		80	31		80	99
358688.0200	40	203		80	33	405810.001	80	5
358712.XXXX	80	35		80	35		80	13
358714.XXXX	80	47		80	39		80	15
358719.XXXX	80	91		80	49		80	17
358752.0100	70	93		80	51		80	19
358946.0100	70	93		80	53		80	25
359035.0100	90	69		80	55		80	31
404505.002	90	39		80	57		80	33
404653.001	10	15		80	61		80	35
	10	19		80	63		80	49
	10	23		80	65		80	51
404872.002	10	9		80	67		80	57
404872.005	10	9		80	73		80	61
404872.006	10	9		80	77		80	65
404989.001	80	109		80	83		80	67
405351.001	80	107		80	95		80	73
405360.XXXX	80	87		80	99		80	95
	80	89		80	103		80	99
405360.002	80	11		80	105		80	103
405360.020	80	11	405799.001	80	73		80	105
405360.026	80	11	405800.003	80	9	405810.002	80	5
405360.027	80	11		80	37		80	13
405360.029	80	45		80	41		80	15
405796.0200	80	5		80	69		80	17
	80	13		80	73		80	19
	80	15		80	79		80	23
	80	17		80	85		80	25
	80	19	405809.001	80	5		80	29
	80	25		80	35		80	31
	80	29		80	67		80	39
	80	31		80	73		80	53
	80	33	405809.002	80	13		80	55
	80	35		80	15		80	57
	80	39		80	17		80	63
	80	49		80	19		80	77
	80	51		80	25		80	83
	80	53		80	31		80	95
	80	55		80	33		80	99
	80	57		80	49	405815.001	80	5
	80	61		80	51		80	39
	80	63		80	57		80	69
	80	65		80	61		80	75
	80	67		80	65		80	77
	80	73		80	95		80	83
	80	77		80	99	405970.001	80	7
	80	83		80	103		80	37
	80	95		80	105		80	41
	80	99	405809.003	80	5		80	69
	80	103		80	39		80	75
	80	105		80	77		80	79
405796.0300	80	9		80	83		80	85

Reservdelar - Spare parts
99NR 29

Utgåva Issue 980615			Nummerregister			Numerical register		
Art nr Part No	Grupp Group	Sida Page	Art nr Part No	Grupp Group	Sida Page	Art nr Part No	Grupp Group	Sida Page
405971.002	80	5	406322.001	80	131	406536.001	70	237
	80	79		80	135		70	239
	80	83		80	137		70	241
405971.005	80	5	406405.001	80	13		80	13
405971.006	80	5	406405.002	80	13		80	15
405971.011	80	67	406405.005	80	31		80	17
405971.015	80	79	406405.006	80	31		80	21
	80	83	406405.039	80	53		80	23
405971.016	80	75	406442.002	80	67		80	49
405971.017	80	67		80	73		80	51
405971.018	80	39	406531.001	80	5		80	53
405974.001	80	7		80	13		80	55
	80	37		80	15		80	59
	80	41		80	17		80	95
	80	69		80	19		80	99
	80	75		80	25		80	103
	80	79		80	31	406641.005	80	25
	80	85		80	33	406704.007	80	25
406101.001	80	127		80	35		80	105
	80	131		80	49	406704.008	80	25
	80	135		80	51		80	61
	80	137		80	57		80	105
406102.002	80	127		80	61	406722.0100	80	25
	80	131		80	65	406722.0200	80	25
	80	135		80	67	406722.1800	80	25
	80	137		80	73	406774.001	80	127
406210.001	80	7		80	95		80	131
	80	13		80	99		80	135
	80	15		80	103	406775.001	80	127
	80	17		80	105		80	131
	80	21	406532.001	80	5		80	135
	80	27		80	13		80	137
	80	37		80	15	406776.001	80	127
	80	49		80	17		80	131
	80	51		80	19		80	135
	80	61		80	23		80	137
	80	69		80	25	406883.0500	70	191
406210.002	80	7		80	29		70	193
	80	13		80	31		70	195
	80	15		80	39		70	197
	80	17		80	53		70	199
	80	21		80	55		70	201
	80	23		80	57		70	203
	80	27		80	63		70	205
	80	37		80	77		70	207
	80	39		80	83		70	219
	80	49		80	95		70	221
	80	51		80	99		70	223
	80	59	406533.002	80	35		70	235
	80	61	406533.003	80	35		70	237
	80	69	406534.001	80	5		70	239
	80	75		80	39		70	241
	80	77		80	77		70	269
	80	83		80	83		70	271
406317.001	80	127	406536.001	70	195	406883.0600	70	231
	80	131		70	197	406944.0100	10	113
	80	135		70	199	406991.0100	90	31
	80	137		70	201	407028.0100	80	117
406317.003	80	135		70	203	407045.0100	10	15
	80	137		70	205		10	19
406317.004	80	19		70	207		10	23
	80	57		70	219		10	39
	80	103		70	221	407045.2300	10	45
406322.001	80	127		70	223	407063.0100	80	7
	80	129		70	235		80	69

Reservdelar - Spare parts
99NR 30

Utgåva Issue 980615			Nummerregister			Numerical register		
Art nr Part No	Grupp Group	Sida Page	Art nr Part No	Grupp Group	Sida Page	Art nr Part No	Grupp Group	Sida Page
407063.0100	80	73	407343.0300	70	237	408470.0199	80	131
407068.0100	80	7		70	239		80	135
	80	69		70	241	408470.0299	80	127
	80	79		80	13		80	131
	90	145		80	15		80	135
	90	147		80	17		80	137
407173.0200	80	107		80	21	408533.0100	80	7
407175.0200	80	107		80	23	408594.0100	80	39
407269.0500	80	5		80	49	408594.0200	80	35
	80	19		80	51	408605.1000	70	15
	80	35		80	53		70	17
	80	39		80	55		70	21
	80	57		80	59		70	23
	80	67		80	95		70	27
	80	73		80	99	408644.0100	80	39
	80	75		80	103	408644.0300	80	35
	80	77	407351.0100	80	13		80	67
	80	83		80	49		80	75
407269.0700	80	13		80	53	408684.0200	20	5
	80	15		80	95	408684.0300	20	5
	80	17	407431.0100	80	35	408685.0200	20	7
	80	19		80	69	408917.0100	80	111
	80	25	407431.0200	80	35	408917.0300	80	111
	80	29		80	69	408928.0100	80	119
	80	31		80	75	408928.0200	80	119
	80	33	407455.0400	80	93	408960.0100	80	39
	80	49	407480.0800	10	89		80	53
	80	51		10	91		80	55
	80	53		10	101		80	59
	80	55	407559.0200	70	191		80	63
	80	57		70	193		80	75
	80	61		70	195		80	95
	80	63		70	197		80	99
	80	65		70	199		80	103
	80	95		70	201		80	105
	80	99		70	203	408960.0200	80	69
	80	103		70	205		80	95
	80	105		70	207		80	99
407270.0100	80	25		70	219	408985.0100	90	53
	80	61		70	221		90	59
	80	63		70	223		90	67
	80	105		70	235	408985.0300	70	53
407271.0100	80	25		70	237	408985.1500	70	253
	80	61		70	239		70	257
	80	63		70	241	408985.1600	70	55
	80	105		70	269		70	57
407272.0100	80	25		70	271		70	59
	80	61	407559.0300	70	231		70	61
	80	105	407613.0100	80	131		70	63
407272.0200	80	25	407649.0100	80	141		70	65
	80	29	407688.0100	80	141		70	67
	80	63	407835.0100	80	79		70	69
407315.0100	80	121	407835.0200	80	79		70	71
407315.0300	80	121		80	85		70	73
407343.0300	70	195	407836.0100	80	79		70	75
	70	197		80	85		70	77
	70	199	407880.0100	80	69		70	79
	70	201	407882.0100	90	153		70	81
	70	203	408125.0100	80	15		70	83
	70	205		80	21		70	85
	70	207		80	23		70	87
	70	219		80	55		70	89
	70	221	408341.0100	90	63		70	275
	70	223	408468.0100	90	27		70	277
	70	235	408470.0199	80	127		70	279

Reservdelar - Spare parts
99NR 31

Utgåva Issue 980615			Nummerregister			Numerical register		
Art nr Part No	Grupp Group	Sida Page	Art nr Part No	Grupp Group	Sida Page	Art nr Part No	Grupp Group	Sida Page
408985.1600	70	281	409714.0100	80	15	425817.3000	30	139
	70	283		80	21		30	183
	70	285		80	23		30	239
	70	287		80	55		30	313
	70	289	409727.0100	80	93		30	317
	70	291	409817.0100	80	31		30	397
	70	293		80	33		30	473
408985.1700	70	11		80	65	425817.5800	10	87
	70	13	409838.0100	20	5		70	253
408985.1800	70	47	409841.0100	80	7		70	255
	70	49	409841.0200	80	7		70	257
	70	51		80	73		70	259
408985.2200	90	61	409841.0500	80	7		70	261
408985.2700	60	11	409961.0100	80	79		70	263
	60	15		80	85	425817.6500	70	19
409030.0100	80	67	420166.0500	80	113		70	25
	80	73	420178.0100	40	205	425817.6900	20	39
409041.0600	80	97	420293.0100	10	113		20	43
409041.0700	80	97	420371.0200	90	163	425817.8004	30	151
	80	99	420827.0100	30	141	425817.8005	30	163
409167.0100	80	69	420901.0200	10	75	425817.8015	30	25
409242.0100	80	135	420910.0100	10	69		30	87
	80	137	420911.0100	10	69	425817.8034	20	37
409242.0200	80	135	420973.0100	90	63		30	9
	80	137	421382.0100	30	135		30	23
409242.0300	80	19		30	421		30	71
	80	57	422859.0100	30	141		30	85
	80	103	422903.0100	30	135		30	193
409271.0100	80	67	422903.0200	30	135		30	213
	80	73		30	421		30	267
409348.0100	80	69	422904.0100	30	135		30	283
	80	75	423922.0500	70	119		30	353
409349.0100	80	79		70	121		30	369
409349.0200	80	69		70	123	425817.8062	30	239
409349.0300	80	69		70	125	425821.0100	20	23
409353.0100	80	7		70	267		20	25
	80	41		90	109		20	27
	80	79		90	111	425821.1100	30	135
	80	85		90	115		30	137
409353.0200	80	7		90	119	425953.0100	10	27
	80	37		90	123		10	31
	80	69		90	127		10	35
	80	73		90	131		10	41
409358.0100	80	67		90	135		10	45
	80	73	423922.0700	10	65	425954.0100	10	27
409359.0100	80	77	424276.0100	30	137		10	31
	80	83		30	421		10	35
409382.XXXX	80	5	424276.0300	10	95		10	41
409423.0100	80	7		10	109		10	45
	80	37		30	135		10	47
	80	41	424369.0100	10	71	426384.0100	90	63
	80	69	425808.0300	70	117	427013.0200	10	95
	80	73	425809.0200	40	7		10	109
	80	79	425809.0800	40	25		30	135
	80	85	425809.1200	40	49	427033.0100	10	117
409423.0300	80	7	425811.0900	30	59		10	119
	80	37		30	123	427033.0200	10	123
	80	41	425817.1400	10	15	429376.0100	10	69
	80	69		10	23		10	75
	80	73		10	39	429377.0100	10	69
	80	79	425817.1500	20	37		10	75
	80	85		30	53	429746.0100	90	35
409446.XXXX	80	79		30	117	433424.0100	80	123
409462.0700	80	95	425817.3000	30	47		80	125
409462.0900	80	95		30	111	434195.0100	80	19

Reservdelar - Spare parts
99NR 32

Utgåva Issue 980615			Nummerregister			Numerical register		
Art nr Part No	Grupp Group	Sida Page	Art nr Part No	Grupp Group	Sida Page	Art nr Part No	Grupp Group	Sida Page
434195.0100	80	57	450193.0200	60	3	451481.0300	20	7
434196.0100	80	19		60	7	451491.0500	70	15
	80	57		60	11		70	27
434197.0100	80	19		60	15	451491.0600	70	21
	80	57	450194.0100	60	3	451491.0800	70	17
435900.0100	80	21		60	7	451491.1000	70	295
	80	57		60	11		70	299
	80	103		60	15		90	141
435903.0100	80	19	450195.0100	60	3	451491.1200	70	297
	80	57		60	7	451491.1300	70	23
436019.0100	40	113		60	11	451503.0100	20	71
	40	127		60	15	451561.0400	30	59
	40	153	450196.0100	60	3		30	123
	40	189		60	7	451561.0900	30	61
436181.0100	40	203	450202.0100	90	63		30	127
439527.0100	10	95	450203.0100	90	63		30	257
	10	107	450317.0100	80	117	451561.3700	30	339
	10	109	450319.0100	80	121	452109.0300	80	95
441624.0100	10	79	450319.0200	80	121	452109.0600	80	95
444122.0100	10	65	450448.0200	80	25	452126.0200	10	5
450004.0100	80	77	450448.0300	80	29	452168.2200	30	189
	80	83	450448.3700	80	63	452185.0100	80	93
450023.0100	80	93	450450.0500	80	25	452363.0400	80	105
450037.XXXX	80	77		80	63	452490.0300	10	73
450039.XXXX	80	77	450450.0600	80	25	452500.0100	10	73
450087.0100	70	269		80	63	452506.0600	10	73
	70	271	450450.0700	80	25	452631.0100	70	253
	80	13		80	63		70	255
	80	15	450450.2900	80	25		70	257
	80	17	450451.0100	80	25		70	259
	80	21	450451.0200	80	25		70	261
	80	23	450451.0300	80	25		70	263
	90	147	450461.0100	70	189	452786.0100	10	11
	90	149	450493.0200	80	35		20	7
450087.1000	90	145		80	39	452935.1100	10	79
450087.1200	90	151	450520.0100	70	191	452935.1300	10	79
450088.0100	80	27	450521.0100	70	191	452951.0300	10	79
	80	61	450523.0100	80	7	452954.1100	10	73
450088.0200	80	27	450524.0100	80	7		10	79
	80	29		80	37	452954.1300	10	73
	80	49		80	39		10	79
	80	51		80	67	453124.3000	90	67
	80	53		80	73	453124.3100	90	67
	80	55		80	79	453124.3200	90	67
	80	59		80	85	453124.3300	90	67
	80	63	450524.0400	80	79	453124.3400	90	67
	80	97	450524.0500	80	67	453124.3500	90	67
	80	99	450525.0100	70	193	453124.3800	90	67
450088.1300	80	103	450525.0300	70	193	453679.0200	30	65
450184.0700	60	19	450527.0100	70	193		30	131
450184.0800	60	19	450530.0100	70	195		30	191
450184.0900	60	19	450530.0700	70	197		30	261
450184.1200	60	19	450533.0100	70	195		30	265
450191.0100	60	3	450533.0500	70	241		30	481
	60	7	450533.0600	70	195	453679.0400	30	65
	60	11	450533.0800	70	241		30	131
	60	15	450541.0100	70	201		30	261
450191.0200	60	3	450541.0300	70	199	453679.0500	30	261
	60	7	450541.0400	70	201	453679.0600	30	261
	60	11	450543.0100	70	201	453679.0700	30	261
	60	15	450545.0100	70	193	453679.0800	30	261
450192.0100	60	3	450778.0100	80	97	453698.0500	30	421
	60	7	450975.XXXX	80	69	453786.0900	30	473
	60	11	451282.0100	80	77	454452.3300	80	11
	60	15		80	83	454452.4500	80	43

Reservdelar - Spare parts
99NR 33

Utgåva Issue 980615			Nummerregister			Numerical register		
Art nr Part No	Grupp Group	Sida Page	Art nr Part No	Grupp Group	Sida Page	Art nr Part No	Grupp Group	Sida Page
454452.4600	80	47	455457.0100	30	191	455794.0100	30	267
	80	91		30	261		30	353
454452.5100	80	93		30	263	455798.0100	30	49
454452.5400	80	47		30	265		30	51
454452.6000	80	45		30	343		30	113
454452.7100	10	71		30	345		30	115
	70	257		30	409		30	179
	70	259		30	481		30	181
454592.0100	80	35	455575.0100	10	73		30	243
	80	39	455639.0100	70	203		30	319
454592.0200	80	13	455639.0200	70	205		30	399
	80	15	455639.0300	70	239		30	477
	80	17	455651.0100	30	65	455801.0200	30	243
	80	95	455653.0100	30	65		30	319
	80	99		30	67		30	399
454669.0100	40	205		30	69	455805.XXXX	80	5
454672.0100	30	9	455656.0100	30	57	455808.XXXX	80	5
	30	71		30	251	455833.0100	90	147
	30	193	455656.0300	30	57		90	149
	30	267		30	251		90	151
	30	353	455663.0200	30	67	455833.0200	80	35
454722.0100	80	19		30	263		80	39
454722.0200	80	19	455668.0100	30	57	455838.XXXX	80	5
454724.0100	80	19		30	121		80	11
454724.0500	80	19		30	185	455859.0100	80	5
454732.0100	80	19		30	249		80	13
	80	57		30	251		80	15
	80	103		30	479		80	17
454818.0100	80	77	455668.0200	30	187		80	19
	80	83	455676.0100	70	295		80	49
454820.0100	80	77		70	297		80	51
	80	83		70	299		80	53
455022.0100	20	15		90	141		80	55
455083.0100	80	49	455689.0100	30	9		80	57
	80	51		30	11		80	67
	80	53		30	71		80	73
	80	55		30	73		80	77
	80	59		30	193		80	83
	80	61		30	195		80	95
	80	63		30	267		80	99
	80	97		30	271		80	103
	80	99		30	353	455859.0200	80	19
	80	103		30	355		80	25
455262.0100	10	5	455756.XXXX	80	5		80	29
455262.0200	10	7		80	11		80	31
455264.0100	10	7	455762.0500	70	295		80	33
455290.0100	10	7		70	299		80	49
455301.0100	60	3		90	141		80	51
455301.0200	60	3	455762.0700	70	297		80	53
455301.0300	60	3	455763.0600	30	239		80	55
455380.XXXX	80	5		30	313		80	57
	80	11		30	317		80	61
455399.0200	30	239		30	397		80	63
	30	313	455763.0700	30	313		80	65
455399.0400	30	317		30	317		80	105
	30	397		30	397	455861.0100	30	57
455450.0100	60	3	455770.0100	30	11		30	121
	60	7		30	73		30	249
	60	13		30	195		30	251
	60	15		30	267		30	253
455454.0500	10	13		30	353	455886.0300	70	39
455454.0600	10	13	455791.0100	10	111	455886.0400	70	41
455457.0100	30	65	455794.0100	30	11	455925.0800	30	475
	30	67		30	73	455949.0100	30	13
	30	131		30	197		30	73

Reservdelar - Spare parts
99NR 34

Utgåva Issue 980615			Nummerregister			Numerical register		
Art nr Part No	Grupp Group	Sida Page	Art nr Part No	Grupp Group	Sida Page	Art nr Part No	Grupp Group	Sida Page
455949.0100	30	137	456315.0100	90	83	456616.1000	60	13
	30	197		90	155		60	15
	30	267	456340.0300	70	55	456616.1200	10	11
	30	353		70	57	456616.1300	10	11
	30	421		70	59	456616.1400	10	11
455950.0100	30	11		70	61	456616.1500	10	11
	30	73		70	69		60	5
	30	137		70	71		60	9
	30	197		70	73		60	13
	30	267		70	75		60	15
	30	353		70	77	456616.1600	10	11
	30	421		70	79	456616.1700	10	11
455953.0100	30	121		70	275	456616.1800	10	11
455953.0400	30	121		70	277	456636.1500	70	15
455954.0100	30	131		70	287	456636.1600	70	15
455954.0200	30	131		70	289	456636.1900	70	27
455956.0100	30	131	456368.0100	30	11	456636.2000	70	27
	30	133		30	75	456636.2100	70	17
456010.0100	30	139		30	195		70	21
	30	179	456409.0100	30	47		70	23
	30	181		30	111	456636.2200	70	17
	30	477		30	183	456659.XXXX	10	99
456011.0100	30	139		30	239		10	105
456094.1100	30	191		30	313	456659.1000	10	107
456094.1500	30	481		30	317	456659.1100	10	107
456097.0900	30	185		30	397	456659.1200	10	109
456097.1000	30	187		30	473	456667.0100	70	219
456097.1400	30	185	456411.0100	30	47		70	231
456097.1600	30	185		30	111		70	233
456097.1700	30	479		30	183	456667.0200	70	219
456204.4200	70	11		30	239	456705.0100	30	135
456204.4700	70	265		30	313		30	421
456221.0700	70	267		30	317	456706.0100	30	137
456268.0100	30	47		30	397		30	421
	30	111		30	473	456760.0100	70	219
	30	183	456476.XXXX	80	77	456760.0200	70	219
	30	239	456477.XXXX	80	77	456760.0400	70	219
	30	313	456488.0100	10	113	456760.0700	70	235
	30	317	456488.0300	10	113	456760.0900	70	237
	30	397	456500.0100	30	69	456760.1000	70	223
	30	473		30	133	456760.1100	70	221
456269.0100	30	47	456538.0100	10	9	456760.1500	70	221
	30	111	456538.0200	10	9	456760.1800	70	207
	30	183	456538.0400	10	9	456762.0100	70	217
	30	239	456538.0500	10	9	456762.0300	70	217
	30	313	456538.0600	10	9	456762.0600	70	233
	30	317	456538.0700	10	9	456762.0700	70	231
	30	397	456539.0100	10	9	456771.0100	10	13
	30	473	456539.0400	10	9	456771.0200	10	13
456269.0200	30	47	456539.0800	10	9	456771.0300	10	13
	30	111	456539.0900	10	9	456806.0100	30	57
	30	183	456539.1000	30	255		30	185
	30	239	456616.0200	10	11		30	249
	30	473		60	5		30	251
456280.XXXX	80	39		60	9	456806.0200	30	121
456283.0100	10	13		60	13		30	185
456286.0100	90	31		60	15	456809.XXXX	80	67
456315.0100	90	7	456616.0400	10	11	456810.XXXX	80	67
	90	9	456616.0500	10	11	456811.XXXX	80	67
	90	11	456616.0600	10	11	456812.XXXX	80	67
	90	17	456616.0700	10	11	456932.0100	10	9
	90	19	456616.0800	10	11	456933.0100	10	9
	90	21	456616.0900	10	11	457023.1200	70	239
	90	59	456616.1000	60	5	457023.1500	70	231
	90	61		60	9		70	233

Reservdelar - Spare parts
99NR 35

Utgåva Issue 980615			Nummerregister			Numerical register		
Art nr Part No	Grupp Group	Sida Page	Art nr Part No	Grupp Group	Sida Page	Art nr Part No	Grupp Group	Sida Page
457023.1800	70	233	457877.0200	90	131	459049.XXXX	80	35
457023.2500	70	205		90	135	459052.0100	80	49
457023.3400	70	197	458032.0100	10	7	459052.0200	80	49
457023.3600	70	245	458042.XXXX	80	5	459052.0300	80	65
457052.0100	30	59		80	11	459120.0100	80	61
	30	123	458167.0100	30	65	459120.0200	80	61
457054.0500	30	59		30	131	459121.1200	60	19
457054.0600	30	123		30	261	459121.1600	80	113
457142.0100	30	69	458168.0100	10	65		80	115
	30	133	458206.XXXX	80	83	459137.0100	40	113
457188.0200	80	109	458207.XXXX	80	83	459137.0200	40	113
457338.0100	80	69	458326.0100	90	153	459137.0300	40	127
457364.0100	30	69	458483.0100	10	5	459137.0400	40	127
457364.0200	30	133	458491.XXXX	80	77	459137.0500	40	139
457435.0300	30	473	458492.XXXX	80	77	459137.0600	40	127
457437.0600	30	477	458496.0100	10	5	459137.1000	40	165
457441.0200	30	475	458496.0200	10	5	459137.1100	40	165
457465.0100	90	145	458496.0300	10	5	459137.1200	40	153
457465.0200	80	73	458496.0400	10	5	459137.1300	40	153
457574.XXXX	80	67	458496.0500	10	5	459137.1400	40	177
457577.XXXX	80	77	458538.0100	70	33	459143.0400	20	73
457578.XXXX	80	77		90	115		30	419
457581.XXXX	80	77	458609.0100	30	121	459208.0100	90	83
457583.XXXX	80	77	458682.0100	80	13		90	89
457584.XXXX	80	77	458682.0200	80	31	459267.0100	30	193
457586.XXXX	80	77	458683.0100	80	25	459267.0200	30	193
457601.0100	10	7	458704.0100	80	73	459267.0300	30	193
457625.0100	10	47	458705.XXXX	80	73	459268.0100	30	249
457645.0100	30	67	458724.XXXX	80	67	459268.0200	30	249
	30	263	458725.XXXX	80	67	459269.0100	30	261
457725.0100	30	253	458755.0100	70	93	459269.0195	30	261
457727.0300	30	67	458774.0100	60	3	459269.0196	30	261
457785.0100	30	131		60	7	459269.0197	30	261
457803.0300	90	39	458826.XXXX	80	5	459269.0198	30	261
	90	41	458827.XXXX	80	5	459269.0199	30	261
457810.0200	90	49	458828.XXXX	80	5	459269.0200	30	263
457810.0300	90	39	458829.XXXX	80	5	459269.0300	30	261
457810.0400	90	43	458832.XXXX	80	39	459298.0100	30	339
457810.0500	90	41	458833.XXXX	80	35	920001.002	30	9
457810.0600	90	45	458834.XXXX	80	35		30	71
457810.0700	90	51	458835.XXXX	80	39		30	193
457810.0800	90	47	458836.XXXX	80	5		30	267
457864.0100	10	13	458837.XXXX	80	5		30	353
457877.0100	70	29	458843.XXXX	80	5	920002.009	70	33
	70	31	458854.XXXX	80	83		70	35
	70	33	458855.XXXX	80	83		70	51
	70	35	458913.XXXX	80	73		90	115
	90	109	458926.XXXX	80	73		90	131
	90	111	458954.0200	90	109		90	135
	90	115		90	111	920002.011	70	11
	90	119		90	115		70	13
	90	123		90	119		70	39
	90	127		90	123		70	41
	90	131		90	127		70	47
	90	135		90	131		70	53
457877.0200	70	29		90	135		70	55
	70	31	459011.0100	20	39		70	73
	70	33	459011.0200	20	41	920007.005	10	73
	70	35	459011.0300	20	39		30	13
	90	109		20	43		30	75
	90	111	459011.0400	20	41		30	141
	90	115	459011.0500	20	45		30	197
	90	119	459046.XXXX	80	35		30	349
	90	123	459047.XXXX	80	35		30	483
	90	127	459048.XXXX	80	35	920015.005	10	47

Reservdelar - Spare parts
99NR 36

Utgåva Issue 980615			Nummerregister			Numerical register		
Art nr Part No	Grupp Group	Sida Page	Art nr Part No	Grupp Group	Sida Page	Art nr Part No	Grupp Group	Sida Page
920018.009	30	45	920042.002	80	67	920042.005	30	111
	30	109		80	73		30	137
	30	237		80	79		30	183
	30	321		80	85		30	193
920024.019	30	55		90	27		30	239
	30	65	920042.003	10	15		30	267
	30	67		10	19		30	313
	30	69		10	23		30	317
	30	119		10	39		30	337
	30	131		10	45		30	353
	30	133		10	69		30	397
920024.021	30	325		10	73		30	421
	30	343		10	75		30	473
	30	345		30	51		30	475
	30	405		30	61		40	203
	30	409		30	115		70	11
920027.001	30	15		30	127		70	13
	30	23		30	181		70	55
	30	77		30	189		70	57
	30	85		30	243		70	59
	30	201		30	257		70	61
	30	213		30	319		70	63
	30	283		30	339		70	65
	30	369		30	347		70	67
920028.005	30	135		30	349		70	69
	30	137		30	399		70	71
	30	145		30	411		70	73
	30	421		30	413		70	75
920028.006	20	37		30	477		70	77
	20	59		70	29		70	79
	20	63		70	31		70	81
	20	67		70	33		70	83
920030.003	30	27		70	35		70	85
	30	217		70	297		70	87
920030.004	30	89		80	39		70	89
	30	287		80	49		70	275
	30	373		80	51		70	277
920031.002	30	27		80	53		70	279
	30	89		80	55		70	281
	30	217		80	59		70	283
	30	287		80	61		70	285
	30	373		80	63		70	287
920039.002	30	49		80	69		70	289
	30	51		80	73		70	291
	30	113		80	75		70	293
	30	115		80	95		70	295
	30	179		80	97		70	297
	30	181		80	99		70	299
	30	243		80	101		80	9
	30	319		80	103		80	35
	30	399		80	105		80	37
	30	477		90	47		80	39
920042.002	10	113		90	109		80	67
	30	47		90	111		80	73
	30	111		90	115		80	79
	30	141		90	119		80	85
	30	183		90	123		80	131
	30	239		90	127		90	141
	30	313		90	131	920042.006	10	7
	30	317		90	135		10	69
	30	397		90	171		10	73
	30	473	920042.005	10	81		30	9
	80	53		30	9		30	193
	80	55		30	47		30	255
	80	63		30	71		30	433

Reservdelar - Spare parts
99NR 37

Utgåva Issue 980615			Nummerregister			Numerical register		
Art nr Part No	Grupp Group	Sida Page	Art nr Part No	Grupp Group	Sida Page	Art nr Part No	Grupp Group	Sida Page
920042.006	30	435	920042.030	40	175	920042.080	30	195
	30	437		40	187		30	271
	30	439		40	199		30	355
	40	203		70	245		30	421
	70	295		70	247	920043.004	90	95
	70	297		80	69	920043.022	10	15
	70	299		80	73		10	19
	80	79		80	79		10	23
	90	141	920042.035	10	77		10	39
920042.008	30	11	920042.040	80	5	920043.044	10	59
	30	57		80	35		10	83
	30	73		80	39		10	85
	30	121		80	67		10	115
	30	195		80	73		10	117
	30	249		80	79		10	119
	30	251		80	85	920043.046	10	47
	30	253	920042.042	10	65		10	83
	30	271		80	141		10	85
	30	355	920042.070	30	135		80	21
	90	145		30	141		80	59
	90	147		30	421		80	103
	90	149		60	3		80	129
	90	151		60	7	920043.053	10	11
920042.010	10	7		80	25	920043.064	10	49
	10	9		80	61		10	51
	10	95		80	63		10	53
	10	107		80	105	920043.065	10	65
	80	35		80	127	920043.165	30	137
	80	39		80	129		30	421
	80	67		80	131	920043.196	90	171
	80	75		80	135	920043.197	90	169
920042.012	30	9		80	137	920046.006	30	13
	30	193		80	139		30	75
920042.019	30	9		90	145		30	141
	30	71		90	147		30	197
	30	193		90	149		30	349
	30	267		90	151		30	483
	30	353	920042.074	80	27	920046.038	60	3
920042.021	10	95		80	29		60	7
920042.024	30	47		80	61		60	13
	30	111		80	63		60	15
	30	183		80	105	920046.085	60	3
	30	239	920042.076	80	25		60	7
	30	313		80	35		60	11
	30	317		80	39		60	15
	30	397		80	61	920049.002	80	77
	30	473		80	63		80	83
920042.027	30	139		80	67	920050.001	80	105
	30	179		80	75	920051.004	80	119
	30	181		80	105	920051.006	40	205
	90	147	920042.078	10	27	920052.0029	70	249
	90	149		10	31		70	251
	90	151		10	35	920052.007	80	113
920042.028	10	7		10	41		80	115
	40	203		10	45		80	123
	70	15		10	47		80	125
	70	17	920042.079	80	31	920052.010	30	317
	70	21		80	33		30	397
	70	23		80	37		90	165
	70	27		80	41	920052.011	70	29
	80	97		80	65		70	253
920042.030	10	5	920042.080	10	113		70	255
	10	7		30	11		70	257
	10	77		30	73		70	259
	40	163		30	135		70	261

Reservdelar - Spare parts
99NR 38

Utgåva Issue 980615			Nummerregister			Numerical register		
Art nr Part No	Grupp Group	Sida Page	Art nr Part No	Grupp Group	Sida Page	Art nr Part No	Grupp Group	Sida Page
920052.011	70	263	920055.060	80	47	920069.020	10	123
	90	109		80	91	920069.022	80	7
	90	111	920058.002	30	13	920069.030	40	205
920052.014	70	43		30	73		80	111
	70	295	920058.003	30	15		80	113
	70	299		30	77		80	115
	90	141		30	85		80	123
920052.016	60	17		30	201		80	125
	60	19		30	283	920069.051	10	9
	80	11		30	369		60	17
	80	47		70	33	920069.090	10	79
	80	89		70	253	920070.007	80	71
	80	107		70	255		80	73
	80	109		70	257		80	79
	80	119		70	259		80	83
920054.008	80	11		70	261		90	145
	80	43		70	263		90	147
	80	47		90	115		90	149
	80	87	920058.004	30	33		90	151
	80	91		30	77	920070.017	10	115
920054.009	80	11		30	95		10	121
920054.010	80	11		30	225	920071.0029	10	69
920054.011	80	45		30	299		10	73
	80	47		30	383	920071.0033	10	61
	80	89	920058.005	30	17		10	67
	80	93	920058.009	70	11	920071.0034	10	61
920054.012	70	211		70	13		10	67
	70	213	920058.010	30	9	920072.002	30	447
	70	227		30	71	920072.011	40	15
	70	229	920058.012	70	35	920072.012	40	13
920054.013	70	215		90	135		40	31
	70	227	920058.014	30	317		40	55
920055.001	80	5		30	397		40	57
	80	13	920063.006	30	9		40	79
	80	15		30	71		40	99
	80	17	920068.0008	10	47		40	101
	80	19		10	95	920072.013	40	13
	80	25		10	109		40	31
	80	29		30	135		40	55
	80	31	920068.001	10	47		40	57
	80	33		30	419		40	79
	80	35		80	7		40	99
	80	39		80	69		40	101
	80	49		80	73	920072.014	40	13
	80	51	920068.007	10	65		40	55
	80	53		10	95		40	99
	80	55		10	109	920072.015	40	13
	80	57		30	11		40	55
	80	61		30	73		40	99
	80	63		30	195	920072.018	40	13
	80	65		30	271	920072.019	40	13
	80	67		30	355		40	99
	80	73		30	433	920072.020	40	15
	80	77		30	435		40	103
	80	83		30	437	920072.021	40	13
	80	95		30	439		40	29
	80	99		40	203		40	79
	80	103		90	27		40	101
920055.004	60	3	920068.009	90	31	920072.024	40	29
	60	7	920068.020	60	23		40	77
	60	11	920069.020	10	113	920072.038	10	69
	60	15		10	115		10	73
920055.050	80	39		10	117	920072.043	10	61
	80	67		10	119		10	67
	80	75		10	121	920074.004	10	93

Reservdelar - Spare parts
99NR 39

Utgåva Issue 980615			Nummerregister			Numerical register		
Art nr Part No	Grupp Group	Sida Page	Art nr Part No	Grupp Group	Sida Page	Art nr Part No	Grupp Group	Sida Page
920074.007	10	111	920076.002	30	13	920076.003	30	437
	10	115		30	47		30	439
	10	121		30	57		30	475
	10	123		30	73		30	477
	30	351		30	75		30	481
920074.099	60	15		30	111		70	29
920074.100	60	3		30	121		70	31
	60	7		30	141		70	33
	60	11		30	183		70	35
920074.102	40	203		30	185		70	39
920074.105	10	7		30	187		70	41
	10	63		30	195		70	47
	10	95		30	197		70	51
	30	67		30	239		70	53
	30	121		30	249		70	187
	30	137		30	251		70	189
	30	265		30	253		70	209
	30	417		30	267		70	215
	30	421		30	313		70	225
	70	191		30	317		70	227
	70	193		30	353		70	229
	70	195		30	397		70	243
	70	197		30	441		70	249
	70	199		30	445		70	251
	70	201		30	473		70	265
	70	203		30	479		90	47
	70	209		90	37		90	109
	70	219		90	95		90	111
	70	221		90	109		90	115
	70	223		90	111		90	119
	70	225		90	115		90	123
	70	233		90	119		90	127
	70	235		90	131		90	131
	70	237	920076.003	10	11		90	135
	70	239		10	71		90	171
	70	241		10	79	920076.007	10	27
	70	243		10	95		10	31
	70	249		10	105		10	35
	70	251		10	109		10	41
	70	265		10	111		10	45
	80	15		30	47		10	113
	80	17		30	111		30	11
	80	21		30	125		30	73
	80	23		30	135		30	135
	80	51		30	137		30	139
	80	55		30	139		30	195
	80	59		30	141		30	271
	80	69		30	179		30	355
	80	103		30	181		30	421
920076.001	10	11		30	191		80	37
	10	93		30	239		80	39
	20	37		30	255		80	67
	20	71		30	313		80	75
	30	413		30	327	920076.008	40	203
920076.002	10	11		30	329	920076.009	10	11
	10	17		30	331		10	27
	10	21		30	333		10	31
	10	25		30	335		10	35
	10	39		30	347		10	41
	10	83		30	349		10	45
	10	85		30	407		10	47
	10	89		30	411		60	5
	10	91		30	421		60	9
	10	101		30	433		60	13
	30	11		30	435		60	15

Reservdelar - Spare parts
99NR 40

Utgåva Issue 980615			Nummerregister			Numerical register		
Art nr Part No	Grupp Group	Sida Page	Art nr Part No	Grupp Group	Sida Page	Art nr Part No	Grupp Group	Sida Page
920076.010	40	177	920098.003	90	37	920098.025	30	51
	80	7	920098.008	10	93		30	115
	80	37		10	95		30	121
	80	39		10	107		30	135
	80	69	920098.009	10	7		30	137
	80	75		10	47		30	139
	80	77		10	65		30	141
	80	83		10	69		30	179
920076.014	30	351		30	9		30	181
	90	95		30	11		30	191
920079.017	30	137		30	47		30	241
920081.001	70	101		30	71		30	243
	70	103		30	73		30	315
	70	113		30	111		30	317
	70	115		30	137		30	319
920081.010	70	283		30	183		30	397
	70	285		30	193		30	399
920085.009	60	3		30	195		30	417
	60	7		30	239		30	421
	60	11		30	271		30	433
	60	15		30	313		30	435
920085.010	40	203		30	317		30	437
	60	3		30	355		30	439
	60	7		30	397		30	441
	60	11		30	473		30	443
	60	15		70	15		30	477
920086.003	80	7		70	17		30	481
920089.003	80	7		70	21		60	15
	80	35		70	23		80	13
	80	67		70	27		80	15
920089.004	80	7		70	211		80	17
	80	35		70	213		80	23
	80	39		70	215		80	27
	80	69		70	227		80	29
	80	75		70	229		80	49
	80	77		70	245		80	51
	80	83		70	247		80	53
920091.002	40	19		80	21		80	55
	40	63		80	57		80	61
	40	107		80	69		80	63
920091.004	40	23		80	103		80	95
	40	71	920098.010	30	267		80	99
920091.005	40	21		30	271		80	105
	40	35		30	353	920099.003	30	137
	40	39		30	355		30	421
	40	65	920098.011	10	5	920099.021	10	55
	40	83		10	75		20	37
	40	109	920098.025	10	7		20	71
920091.006	40	21		10	27		60	3
	40	35		10	31		60	7
	40	39		10	35		60	11
	40	83		10	41		60	15
	40	109		10	45		70	31
920091.007	40	35		10	55		70	253
	40	39		10	61		70	255
	40	65		10	63		70	257
	40	83		10	65		70	259
920091.008	40	35		10	71		70	261
	40	39		10	83		70	263
	40	83		10	85		80	127
920098.003	10	27		10	93		80	131
	10	31		10	95	920099.024	10	11
	10	35		10	107		10	65
	10	41		10	109		10	117
	10	45		20	15		10	119

Reservdelar - Spare parts
99NR 41

Utgåva Issue 980615			Nummerregister			Numerical register		
Art nr Part No	Grupp Group	Sida Page	Art nr Part No	Grupp Group	Sida Page	Art nr Part No	Grupp Group	Sida Page
920099.024	30	483	920099.027	80	55	920099.065	70	53
	90	39		80	59		70	203
	90	43		80	69		80	7
	90	49		80	95		80	69
920099.025	10	93		80	99		80	79
	20	7		80	103		90	169
	30	317		90	109	920099.071	10	11
	30	397		90	111		90	109
	80	7		90	115		90	111
	80	37		90	119		90	115
	80	41		90	123		90	119
	80	69		90	127		90	131
	80	75		90	131	920099.073	10	11
	80	79		90	135		70	253
	80	85		90	153		70	255
920099.026	20	7	920099.061	10	65		70	257
	30	13		10	117		70	259
	30	47		10	119		70	261
	30	111		30	135		70	263
	30	183		30	243		70	265
	30	197		30	267		70	267
	30	239		30	271		80	13
	30	313		30	319		80	27
	30	317		30	353		80	29
	30	397		30	355		80	49
	30	473		30	399		80	53
	90	35		30	433		80	61
	90	37		30	435		80	63
920099.027	90	169		30	437		80	79
	10	13		30	439		80	95
	10	47		30	477		80	99
	10	55		90	35		80	105
	10	59	920099.064	10	29		90	109
	10	65		10	33		90	111
	10	69		10	37		90	115
	10	73		10	41		90	119
	10	81		10	45		90	123
	20	15		10	89		90	127
	30	67		10	91		90	131
	30	317		10	101		90	135
	30	397		10	113	920099.136	30	57
	60	15		20	5		30	249
	70	195		30	267		30	251
	70	197		30	353		30	253
	70	199		70	257	920100.045	10	73
	70	201		70	259	920100.046	90	95
	70	203	920099.065	10	7	920100.202	20	17
	70	205		10	11		90	67
	70	207		10	95	920100.203	90	29
	70	219		10	107	920101.005	70	101
	70	221		10	109		70	103
	70	223		10	115		70	113
	70	235		10	121		70	115
	70	237		10	123		90	67
	70	239		30	51		90	69
	70	241		30	115		90	113
	70	267		30	181		90	117
	80	13		30	243		90	121
	80	15		30	319		90	125
	80	17		30	399		90	129
	80	21		30	477		90	133
	80	23		70	39		90	137
	80	49		70	41	920101.007	90	39
	80	51		70	47		90	41
	80	53		70	51		90	43

Reservdelar - Spare parts
99NR 42

Utgåva Issue 980615			Nummerregister			Numerical register		
Art nr Part No	Grupp Group	Sida Page	Art nr Part No	Grupp Group	Sida Page	Art nr Part No	Grupp Group	Sida Page
920101.007	90	45	920125.003	70	103	920165.005	30	473
	90	47		70	105		90	35
	90	49		70	109	920165.007	10	5
	90	51		70	111		10	47
	90	123		70	113	920165.013	10	11
	90	127		70	115		60	5
	90	135		70	253		60	9
920102.001	80	11		70	255		60	13
	80	45		70	257		60	15
	80	47		70	259	920166.001	90	25
	80	87		70	261	920167.005	90	25
	80	91		70	263	920167.018	90	25
	80	107		70	267	920168.003	90	25
	80	109	920125.004	20	7	920169.001	20	71
920102.004	80	119		20	17		20	73
920102.005	40	205		30	271		30	139
920113.033	70	101		30	355	920170.002	10	27
	70	103		70	97		10	31
	70	105		70	107		10	35
	70	107	920125.010	90	35		10	41
	70	109		90	37		10	111
	70	111	920129.101	70	267	920170.003	10	27
	70	117	920130.002	10	7		10	31
920113.034	70	95		70	93		10	35
	70	97	920133.057	40	113		10	41
	70	99		40	127		10	111
	70	117		40	139	920178.001	10	111
920113.036	70	113		40	151	920178.005	10	111
	70	115	920139.005	70	55	920181.002	10	29
	70	117		70	57		10	33
920114.001	80	113		70	59		10	37
	80	115		70	61		10	43
	80	123		70	69	920183.008	10	35
	80	125		70	71	920183.010	10	35
920114.002	40	205		70	73	920183.011	10	27
920114.003	60	17		70	75		10	31
	60	19		70	77		10	41
	80	11		70	79	920183.022	10	27
	80	89		70	217		10	31
	80	107		70	275		10	35
	80	109		70	277		10	41
	80	119		70	287	920206.018	30	51
920114.011	80	11		70	289		30	115
920114.017	80	47	920141.003	10	57		30	181
	80	91	920147.002	20	71		30	243
920114.018	80	47		20	73		30	319
920114.019	80	93		30	139		30	399
920116.006	30	431	920148.006	20	5		30	477
920117.023	30	135		20	9	920207.002	10	63
920117.026	30	135	920149.001	20	83	920207.004	10	61
920117.037	30	419	920149.004	20	15		10	65
	30	421	920154.001	10	69	920207.020	10	63
	30	441		10	73		10	73
920118.004	30	151	920155.002	80	135	920207.021	10	63
920123.014	30	141		80	137		10	73
	30	419	920165.005	10	9	920207.022	10	63
920125.002	70	283		10	63		10	73
	70	285		10	65	920207.030	10	73
920125.003	70	29		30	47	920207.032	70	31
	70	31		30	111		70	35
	70	33		30	183		90	119
	70	35		30	239		90	123
	70	95		30	313		90	127
	70	99		30	317		90	131
	70	101		30	397		90	135

Reservdelar - Spare parts
99NR 43

Utgåva Issue 980615			Nummerregister			Numerical register		
Art nr Part No	Grupp Group	Sida Page	Art nr Part No	Grupp Group	Sida Page	Art nr Part No	Grupp Group	Sida Page
920214.027	30	191	920370.002	90	149	920379.006	40	77
920216.024	70	101		90	151	920379.007	40	29
	70	103	920371.010	10	15		40	77
	70	113		10	19	920379.009	40	33
	70	115		10	23		40	81
920223.002	20	87		10	39	920380.001	40	15
920223.005	20	87		10	85		40	111
920225.004	70	37		90	67	920380.003	40	29
920234.002	10	41	920372.001	80	35		40	77
920235.003	20	15		80	69	920380.004	40	5
920270.006	30	219	920372.002	80	5		40	47
	30	289		80	35		40	91
	30	291		80	39	920381.001	40	15
	30	375		80	69		40	111
920284.001	70	55		80	75	920382.001	40	15
	70	73		80	77		40	111
920284.005	70	51		80	83	920382.002	40	29
920296.001	30	235	920373.096	80	9		40	77
	30	311		80	37	920383.001	40	15
	30	395		80	41		40	111
920305.007	20	39		80	75	920383.003	40	29
	20	41		80	85		40	77
	20	43	920373.108	80	77	920384.001	40	19
	20	47		80	83		40	63
920307.003	30	23	920373.112	10	11		40	107
	30	33		10	27	920386.001	40	19
	30	53		10	31		40	63
	30	85		10	35		40	107
	30	95		10	41	920387.001	40	19
920307.004	30	27		10	45		40	63
	30	89		10	47	920387.002	40	23
	30	217	920376.001	40	11		40	71
	30	287		40	27	920387.004	40	27
	30	373		40	45		40	75
920307.005	30	213		40	75	920387.005	40	27
920315.004	20	65		40	89		40	75
920315.005	20	65	920377.001	40	11	920387.012	40	29
	20	77		40	27		40	77
920315.007	20	75		40	45	920387.013	40	35
920315.009	20	77		40	75		40	39
920315.010	20	77		40	89		40	83
920315.012	20	75	920378.002	40	9	920388.002	40	19
920315.015	20	75		40	27		40	63
920315.016	20	75		40	43		40	107
920315.017	20	75		40	75	920388.003	40	23
920315.018	20	77		40	87		40	71
920336.002	30	37	920379.001	40	15	920389.001	40	19
	30	101		40	105		40	63
	30	289	920379.002	40	33		40	107
	30	291		40	81	920390.001	40	19
	30	375	920379.003	40	29		40	63
920350.008	30	25		40	77		40	107
	30	215	920379.004	40	5	920391.001	40	19
920350.012	20	75		40	23		40	63
920350.013	20	75		40	47		40	107
920350.014	20	75		40	71	920401.001	30	17
920350.015	20	75		40	91		30	79
920370.001	80	5	920379.005	40	13		30	203
	80	67		40	29	920430.002	20	85
	80	73		40	55	920430.004	20	85
	80	79		40	57	920431.002	20	85
	80	83		40	77	920431.004	20	85
920370.002	80	5		40	99	920433.003	20	85
	90	145		40	101	920433.004	20	85
	90	147	920379.006	40	29	920440.001	20	83

Reservdelar - Spare parts
99NR 44

Utgåva Issue 980615			Nummerregister			Numerical register		
Art nr Part No	Grupp Group	Sida Page	Art nr Part No	Grupp Group	Sida Page	Art nr Part No	Grupp Group	Sida Page
920440.001	90	101	920476.006	20	25	920523.0013	70	297
920444.006	20	85	920476.007	20	23		70	299
920448.002	20	11		20	25	920525.0115	90	33
	20	33		20	27	920525.0203	90	33
	20	35	920476.008	20	23	920535.0003	20	37
920450.001	20	83		20	25		20	63
920451.005	20	23		20	27		30	323
	20	25	920483.001	20	5		30	401
	20	27		20	9	920535.0005	20	75
920453.003	20	19		20	31	920535.0006	20	75
920454.013	20	19		20	83	920539.0004	10	71
920456.003	20	37	920484.001	20	83		10	73
	30	9	920515.0009	30	443		10	117
	30	71	920517.0004	10	57		10	119
	30	193		90	163		10	123
	30	267	920517.0018	10	49	920578.0001	40	5
	30	353		10	51		40	19
920457.006	20	19		10	53		40	63
920466.001	10	63		10	111		40	107
	30	9		20	7	920582.0002	40	7
	30	71	920518.0002	20	7		40	25
	30	135		30	147		40	49
	30	139	920518.0004	20	7		40	73
	30	193		20	25		40	93
	30	195		20	33	920583.0002	40	19
	30	421		20	35		40	63
920466.005	80	77		30	183		40	107
	80	83	920518.0006	10	61	920584.0001	40	5
920467.033	40	139		10	63		40	9
	40	177	920519.0001	20	7		40	19
920470.XXXX	20	85		20	33		40	27
920471.XXXX	20	85		20	35		40	45
920471.001	20	33	920519.0002	20	25		40	63
	20	35	920523.0007	70	55		40	75
920471.002	20	21		70	57		40	89
	20	33		70	59		40	107
	20	35		70	61	920584.0002	40	19
920471.003	20	31		70	63		40	23
	20	33		70	65		40	27
	20	35		70	67		40	63
	90	91		70	69		40	71
	90	93		70	71		40	75
	90	99		70	73		40	107
	90	101		70	75	920584.0003	40	29
	90	103		70	77		40	77
920471.004	20	33		70	79	920584.0004	40	29
	20	35		70	81		40	77
920472.001	20	85		70	83	920584.0005	40	29
920472.002	20	85		70	85		40	77
920473.XXXX	20	85		70	87	920584.0006	40	25
920473.009	20	33		70	89		40	73
	20	35		70	91	920584.0007	40	27
920473.012	20	33		90	141		40	75
	20	35	920523.0012	70	297	920588.0005	90	41
920474.001	20	85	920523.0013	70	275		90	45
920474.002	20	85		70	277		90	47
920474.003	20	85		70	279		90	51
920474.004	20	21		70	281	920588.0007	90	41
	20	31		70	283		90	45
	90	91		70	285		90	47
	90	93		70	287		90	51
	90	99		70	289	920589.0007	90	53
	90	101		70	291		90	55
	90	103		70	293		90	57
920476.006	20	23		70	295		90	59

Reservdelar - Spare parts
99NR 45

Utgåva Issue 980615			Nummerregister			Numerical register		
Art nr Part No	Grupp Group	Sida Page	Art nr Part No	Grupp Group	Sida Page	Art nr Part No	Grupp Group	Sida Page
920589.0007	90	61	920670.0003	40	205	920725.0001	30	187
	90	155	920673.0005	60	17		30	249
	90	157	920702.0001	10	113		30	251
	90	159	920702.0005	10	27		30	253
	90	161		10	31		30	257
920593.0001	30	49		10	35		30	339
	30	113		10	41		30	479
	30	179		10	45	920726.0002	30	57
920596.0004	30	135	920714.0002	30	17		30	121
	30	421		30	79		30	249
920596.0022	70	253		30	209		30	251
	70	255		30	277		30	253
	70	257	920714.0003	30	17	920728.023	90	101
	70	259		30	79	920728.032	20	23
	70	261		30	203		20	25
	70	263		30	273		20	27
920596.0023	70	253		30	357	920728.106	60	3
	70	255		30	363		60	7
	70	257	920714.0004	30	17		60	11
	70	259		30	79		60	15
	70	261		30	203	920728.136	80	7
	70	263		30	273		80	15
	90	53		30	357		80	21
	90	59	920715.0001	30	323		80	23
920596.0024	70	253		30	401		80	37
	70	255	920715.0005	30	389		80	55
	70	257	920715.0007	30	15		80	69
	70	259		30	77		80	73
	70	261		30	81		80	77
	70	263		30	117		80	81
920596.0026	70	255		30	201		80	83
	70	259		30	203	920728.147	80	7
	70	261		30	245		80	41
	70	263		30	273		80	79
920596.0035	90	61	920715.0011	30	15		80	85
920596.0039	30	135		30	17	920730.0005	20	33
	30	421		30	77		20	35
920600.0001	40	5		30	79	920730.0006	20	33
	40	19		30	201		20	35
	40	63		30	203	920730.0008	20	37
	40	107		30	213		20	71
920600.0002	40	5		30	273	920730.0010	20	33
	40	19		30	357		20	35
	40	63	920715.0013	30	53	920734.0001	30	11
	40	107		30	357		30	73
920614.0001	30	35	920723.0001	30	57		30	135
	30	99		30	121		30	139
	30	207		30	249		30	195
	30	359		30	251		30	271
920624.0002	40	17		30	253		30	355
	40	59	920723.0002	30	57		30	421
	40	103		30	121	920734.0002	30	11
920624.0003	40	17		30	249		30	73
	40	99		30	251		30	195
	40	101		30	253		30	271
920637.0005	30	267	920723.0003	30	57		30	355
920643.0010	10	101		30	121	920735.0002	30	47
	10	105		30	249		30	111
920643.0011	10	101		30	251		30	183
	10	105		30	253		30	239
920643.0012	10	101	920725.0001	30	57		30	313
	10	105		30	61		30	317
920643.0013	10	101		30	121		30	397
	10	105		30	127		30	473
920663.0001	30	105		30	185	920739.0003	30	431

Reservdelar - Spare parts
99NR 46

Utgåva Issue 980615			Nummerregister			Numerical register		
Art nr Part No	Grupp Group	Sida Page	Art nr Part No	Grupp Group	Sida Page	Art nr Part No	Grupp Group	Sida Page
920739.0003	30	441	920749.0002	20	23	920762.0002	40	19
	30	443		20	25		40	63
920741.0017	10	55		20	27		40	107
920741.0018	10	55		20	33	920762.0003	40	19
920741.0023	10	55		20	35		40	63
920741.0024	10	55	920749.0004	10	63		40	107
920741.0025	10	55		10	73	920762.0004	40	27
920741.0026	10	55		20	27	920762.0009	40	29
920741.0027	10	55	920749.0005	10	15		40	31
920741.0028	10	55		10	19		40	77
920741.0030	10	55		10	23		40	79
920741.0032	10	55		10	39	920762.0013	40	37
920741.0033	10	55		10	61		40	39
920741.0035	10	55		10	65		40	83
920741.0039	10	55		10	87	920762.0015	20	75
920741.0046	10	55		90	25	920763.0002	40	19
920741.0049	10	55	920749.0006	10	89		40	63
920741.0050	10	55		10	91		40	107
920741.0057	10	55		10	101	920763.0003	40	19
920741.0065	90	105		20	29		40	63
	90	107	920756.0001	40	9		40	107
920741.0078	90	107		40	43	920764.0005	40	75
920741.0085	10	55		40	87	920764.0006	40	27
920744.0003	80	11	920757.0001	40	9		40	75
	80	87		40	43	920764.0007	40	27
	80	11		40	87		40	75
920744.0004	80	89	920758.0001	40	19	920764.0008	40	9
	80	107		40	63		40	15
920744.0005	80	109		40	107		40	21
	80	107	920760.0001	40	19		40	27
920744.0006	80	109		40	23		40	39
	80	119		40	29		40	45
920744.0014	80	123		40	63		40	59
920744.0016	80	125		40	71		40	65
	80	11		40	77		40	75
920744.0021	80	83		40	107		40	83
920747.XXXX	20	21	920760.0002	40	29		40	89
920747.0025	10	17		40	77		40	103
920749.0001	10	21	920761.0002	40	23		40	109
	10	25		40	71	920764.0009	40	21
	10	39	920761.0003	40	23		40	35
	10	63		40	71	920764.0011	40	29
	10	83	920761.0004	40	9		40	77
	10	87		40	27	920764.0012	40	25
	10	101		40	75		40	27
	20	11	920761.0007	40	5		40	73
	20	23	920761.0011	40	23	920764.0013	40	75
	20	25		40	71	920764.0015	40	35
	20	31	920761.0013	40	23	920765.0003	40	19
	20	33		40	71		40	63
	20	35	920761.0014	40	5		40	107
	90	91		40	25	920765.0004	40	35
	90	93		40	51		40	39
920749.0002	10	27		40	73		40	83
	10	29	920761.0015	40	21	920766.0001	40	35
	10	31		40	65		40	39
	10	33		40	109		40	83
	10	35	920761.0016	40	9		40	85
	10	37		40	27	920766.0002	40	19
	10	41		40	43		40	63
	10	45		40	75		40	107
	10	57		40	87	920770.0005	30	53
	10	73	920761.0019	40	35		30	117
	10	79		40	39		30	245
	10	119		40	83		30	323

Reservdelar - Spare parts
99NR 47

Utgåva Issue 980615			Nummerregister			Numerical register		
Art nr Part No	Grupp Group	Sida Page	Art nr Part No	Grupp Group	Sida Page	Art nr Part No	Grupp Group	Sida Page
920770.0005	30	401	920794.0002	70	59	920808.0001	20	83
920771.0001	20	37		70	61	920810.0008	20	65
	20	53		70	63		20	69
	20	63		70	65		20	77
	30	29		70	67	920810.0010	20	65
	30	41		70	69	920810.0012	20	77
	30	55		70	71	920810.0013	20	65
	30	91		70	75		20	77
	30	93		70	77	920810.0022	20	65
	30	105		70	79		20	69
	30	117		70	81	920810.0024	20	75
	30	119		70	83	920810.0025	20	77
	30	219		70	85	920810.0026	20	65
	30	231		70	87		20	69
	30	247		70	89		20	77
	30	289		70	275	920810.0027	20	77
	30	291		70	277	920810.0028	20	77
	30	295		70	279	920812.0003	70	15
	30	305		70	281		70	17
	30	323		70	283		70	21
	30	375		70	285		70	23
	30	379		70	287		70	27
	30	389		70	289	920812.0004	70	21
	30	401		70	291		70	23
920771.0004	20	61		70	293	920818.0019	60	21
	20	65		90	53	920822.0001	30	135
	20	77		90	55		30	421
920771.0006	20	37		90	57	920822.0005	20	37
	20	53		90	59		30	11
	20	63		90	61		30	73
	20	77		90	123		30	103
920771.0007	20	75		90	127		30	195
920771.0008	20	75		90	135		30	231
920771.0009	20	77		90	155		30	271
920771.0015	20	63		90	157		30	305
	20	67		90	159		30	355
920777.0004	30	15		90	161		30	389
	30	33	920798.0002	70	295	920824.0001	30	183
	30	77		70	297	920834.0001	70	39
	30	95		70	299		70	41
	30	201		90	141		70	269
	30	219	920798.0014	70	29		70	271
	30	225		70	33		90	69
	30	291		90	109		90	113
	30	299	920798.0018	70	37		90	117
	30	375	920798.0019	70	37		90	121
	30	383	920798.0020	70	37		90	125
920777.0014	20	65	920799.0001	80	69		90	129
	20	77		80	79		90	133
920781.0009	20	37	920799.0002	10	113		90	137
	20	59	920799.0003	10	95	920834.0002	70	189
	20	63		80	7	920834.0003	70	247
920783.0007	20	51	920800.0001	10	113	920834.0010	70	103
920783.0009	20	77	920800.0003	80	79		70	115
920785.0001	40	201	920800.0004	10	95		90	39
	60	21		80	69		90	41
920785.0002	60	21	920802.0001	10	73		90	43
920785.0004	40	201	920802.0003	10	61		90	45
	60	21	920802.0005	10	75		90	47
920786.0001	20	83	920802.0006	10	75		90	49
920794.0001	70	55	920803.0078	70	39		90	51
	70	73	920803.0082	70	41		90	55
920794.0002	70	11	920805.0001	20	85		90	57
	70	13	920807.0001	20	85	920834.0018	70	255
	70	57	920807.0002	20	37		70	257

Reservdelar - Spare parts
99NR 48

Utgåva Issue 980615			Nummerregister			Numerical register		
Art nr Part No	Grupp Group	Sida Page	Art nr Part No	Grupp Group	Sida Page	Art nr Part No	Grupp Group	Sida Page
920834.0018	70	259	920879.0006	10	93	920897.0003	10	97
	70	261	920882.0004	20	71	920898.0003	30	183
	70	263		30	135	920899.0001	30	137
920834.0019	90	123	920883.0001	10	93		30	421
	90	135		10	103	920899.0002	20	7
920834.0020	90	111		20	85	920900.0002	10	27
	90	117	920888.0001	10	27		10	31
	90	121		10	31		10	35
	90	133		10	41		10	41
920835.0001	70	29	920888.0005	10	35	920900.0004	30	317
	90	109	920890.0002	10	27		30	397
	90	111		10	31	920902.0001	30	47
920838.0004	70	195		10	35		30	111
	70	197		10	41		30	183
	70	199		20	15		30	239
	70	201	920890.0003	10	35		30	313
	70	203	920890.0005	10	27		30	317
	70	205		10	31		30	397
	70	207		10	41		30	473
	70	219	920892.0002	10	27	920903.0004	10	65
	70	221		10	31	920905.0004	30	47
	70	223		10	35		30	111
	70	235		10	41		30	183
	70	237		20	15		30	239
	70	239	920893.0005	10	35		30	313
	70	241	920893.0006	10	27		30	317
920841.0002	30	141		10	31		30	397
	30	419		10	41		30	473
920842.0001	70	247	920894.0003	10	27	920905.0016	30	47
920846.0001	70	273		10	31		30	111
920846.0002	70	273		10	35		30	239
920846.0003	70	273		10	41		30	313
920846.0004	70	273	920897.0001	30	47	920913.0010	30	239
920846.0005	70	273		30	49		30	315
920846.0006	70	273		30	51		90	7
920846.0007	70	273		30	111		90	9
920849.0001	70	273		30	113		90	11
920849.0002	20	7		30	115		90	17
	70	273		30	179		90	19
920849.0003	70	273		30	181		90	21
920849.0004	70	273		30	183		90	59
920849.0005	70	273		30	239		90	61
920849.0006	70	273		30	243		90	75
920849.0007	70	273		30	313		90	79
920857.0002	20	5		30	317		90	83
920866.0003	10	59		30	319		90	155
920867.0001	70	33		30	397	920913.0014	30	121
	70	35		30	399		30	137
	90	115		30	473		30	421
	90	131		30	477	920914.0019	20	39
	90	135	920897.0002	30	57		20	43
920871.0025	30	71		30	59	920914.0020	20	41
920871.0030	30	9		30	121		20	47
920871.0036	30	267		30	123	920914.0021	20	39
920871.0038	30	193		30	249		20	41
920871.0042	30	267		30	251		20	43
920871.0043	30	193		30	253		20	47
920871.0048	30	353		30	327	920922.0003	20	65
920871.0052	30	193		30	329		20	69
920876.0001	20	37		30	331		20	77
	30	9		30	333	920924.0002	60	3
	30	71		30	335		60	7
	30	193		30	337		60	11
	30	267		30	339		60	15
	30	353		30	407	920926.0001	10	15

Reservdelar - Spare parts
99NR 49

Utgåva Issue 980615			Nummerregister			Numerical register		
Art nr Part No	Grupp Group	Sida Page	Art nr Part No	Grupp Group	Sida Page	Art nr Part No	Grupp Group	Sida Page
920926.0001	10	19	920950.0003	20	35	920971.0008	10	101
	10	23		90	91		20	23
	10	39		90	93		20	25
	10	45	920950.0004	20	33		20	27
	30	13		20	35		90	29
	30	73	920950.0007	20	21		90	99
	30	137	920952.0003	30	59		90	101
	30	197		30	123		90	103
	30	421	920952.0010	30	125		90	163
920926.0006	10	15		30	327	920971.0010	20	25
	10	19		30	329		20	27
	10	21		30	331	920971.0015	20	23
	10	23		30	333		20	25
	10	39		30	335		20	27
920928.0003	10	11		30	407	920971.0018	90	101
920930.0028	70	119	920952.0013	70	15		90	163
	70	121		70	17	920971.0019	20	23
	70	123		70	21		20	25
	70	125		70	23		20	27
920930.0036	20	29		70	27	920977.0002	10	113
920931.0010	10	65	920956.0004	10	9	920977.0004	10	113
	10	81	920956.0005	20	33	920977.0015	90	27
920931.0011	30	189		20	35	920977.0016	10	113
920932.0001	10	15	920956.0006	10	85	920979.0007	10	113
	10	19	920963.0001	30	185	920982.0001	30	325
	10	23		30	187		30	405
	10	39		30	479	920982.0004	30	247
	10	49	920965.0004	30	317	920983.0002	30	37
	10	51		30	397		30	85
	10	53	920966.0002	30	47		30	101
920934.0001	10	15		30	111		30	213
	10	19		30	139		30	229
	10	23		30	239		30	283
	10	39		30	313		30	303
	10	49		30	317		30	369
	10	51		30	397		30	387
	10	53		30	475	920983.0005	30	247
920940.0003	30	9	920969.0002	30	189		30	261
	30	71	920969.0010	30	185		30	263
	30	193		30	187		30	265
	30	267		30	479	920984.0001	30	325
	30	353	920969.0012	30	125		30	405
920941.0002	40	11		30	327	920984.0002	30	247
	40	19		30	329	920985.0002	30	9
	40	45		30	331		30	13
	40	63		30	333		30	71
	40	89		30	335		30	73
	40	107		30	407		30	139
920943.0035	90	97	920969.0013	30	125		30	193
920946.0002	10	55		30	255		30	197
	20	33		30	327		30	267
	20	35		30	329		30	353
920946.0012	10	49		30	331	920985.0003	70	63
	10	51		30	333		70	65
	10	53		30	407		70	67
920950.0002	10	15	920969.0020	30	255		70	81
	10	19	920971.0004	20	23		70	83
	10	23		20	25		70	85
	10	89		20	27		70	87
	10	91	920971.0005	90	167		70	89
	10	101	920971.0007	20	23		70	279
	90	25		20	25		70	281
	90	95		20	27		70	283
920950.0003	20	31		90	171		70	285
	20	33	920971.0008	10	95		70	291

Reservdelar - Spare parts
99NR 50

Utgåva Issue 980615			Nummerregister			Numerical register		
Art nr Part No	Grupp Group	Sida Page	Art nr Part No	Grupp Group	Sida Page	Art nr Part No	Grupp Group	Sida Page
920985.0003	70	293	920999.0013	70	275	921055.0002	10	91
	70	295		70	277	921055.0007	10	93
	70	297		70	279		10	105
	70	299		70	281	921055.0016	90	163
	90	141		70	283	921055.0019	10	89
920985.0010	70	29		70	285	921055.0027	10	93
	70	253		70	287	921055.0042	90	163
	70	255		70	289		90	165
	70	257		70	291	921055.0044	10	89
	70	259		70	293		10	91
	70	261		90	41		10	101
	70	263		90	45	921055.0052	10	27
	90	109		90	47		10	31
	90	111		90	51		10	35
920986.0002	20	37		90	67		10	41
	20	59	920999.0014	70	15		10	89
920986.0003	30	317		70	17		10	91
	30	397		70	21	921055.0053	10	27
920991.0003	20	23		70	23		10	31
	20	25		70	27		10	35
	20	27		70	211		10	41
	20	39		70	213		10	93
	20	41		70	215	921055.0055	90	163
	20	43		70	227		90	165
	20	45	921004.0002	70	39	921055.0062	90	163
920992.0001	20	27		70	41		90	165
920994.0002	30	431		70	47	921056.0010	10	93
920995.0013	30	265		70	53	921056.0011	10	93
	30	345	921004.0003	80	47	921056.0012	10	93
	30	409		80	91	921056.0013	10	93
920999.0001	30	9	921009.0001	10	113		10	103
	30	71	921009.0002	10	69	921056.0014	10	93
	70	39		10	77	921056.0016	10	93
	70	41	921009.0003	70	119	921060.0004	10	61
	70	47		70	121		10	63
	70	49		70	123		10	65
	70	51		70	125		10	73
	70	53	921022.0003	30	53		10	83
	90	111	921022.0005	30	29		10	85
	90	115		30	39	921061.0001	10	111
	90	119		30	91	921062.XXXX	20	85
	90	123		30	103	921064.0006	40	113
	90	127		30	219		40	127
	90	131		30	231		40	139
	90	135		30	289		40	151
920999.0003	10	5		30	291	921064.0008	40	113
	10	7		30	305		40	127
	70	49		30	375		40	139
	70	211		30	389		40	151
	70	213	921026.0003	90	167	921064.0013	40	127
	70	247	921028.0004	40	23		40	139
920999.0005	10	7		40	71		40	151
	70	211	921030.0001	20	23	921066.0002	20	71
	70	213		20	25		20	77
	70	215		20	27		30	135
	70	227	921042.0001	20	5	921066.0005	20	67
	70	229	921050.0001	20	5		20	69
920999.0012	80	129		90	99	921066.0006	20	71
	80	135		90	101		20	73
	80	137		90	103		20	77
920999.0013	70	61	921050.0004	20	5		30	135
	70	67	921051.0003	90	65		30	419
	70	79	921051.0005	90	65		30	421
	70	89	921051.0007	90	65	921068.0001	10	71
	70	189	921055.0002	10	89		10	117

Reservdelar - Spare parts
99NR 51

Utgåva Issue 980615			Nummerregister			Numerical register		
Art nr Part No	Grupp Group	Sida Page	Art nr Part No	Grupp Group	Sida Page	Art nr Part No	Grupp Group	Sida Page
921068.0001	10	119	921137.0007	40	29	921314.0002	90	115
	10	123		40	77		90	131
921068.0003	10	73	921137.0009	40	23		90	135
	40	205		40	71	921317.0002	60	3
	80	69	921152.0004	20	75		60	7
	80	73	921152.0005	20	75		60	11
921074.0002	30	33	921160.0007	40	13		60	15
	30	95		40	23	921318.0001	30	147
	30	225		40	71	921318.0002	30	147
	30	299		40	103	921321.0002	30	245
	30	383	921160.0008	40	13		30	323
921078.0001	10	89		40	59		30	401
	10	91		40	103	921324.0001	30	147
	10	93	921160.0009	40	15	921335.0004	40	35
	10	103		40	105	921341.0002	40	35
	10	105	921160.0010	40	23		40	39
	90	95		40	71		40	83
921079.0005	30	65	921160.0011	40	29	921350.0004	30	173
	30	67		40	77		30	467
	30	131	921160.0013	40	31	921357.0003	70	117
	30	191		40	79	921358.0015	90	29
	30	261	921160.0014	40	29	921364.0003	10	15
	30	263		40	77		10	19
	30	265	921160.0015	40	29		10	23
	30	481		40	77		10	39
921079.0018	30	343	921160.0018	40	5		10	49
	30	345		40	29		10	51
	30	409		40	47		10	53
921089.0006	10	95		40	77		10	101
921090.0004	10	95		40	91	921364.0004	10	9
921091.0003	10	95	921160.0020	40	29		10	15
921091.0004	10	95		40	77		10	19
921091.0005	10	95	921160.0021	40	29		10	23
921091.0006	10	95		40	77		10	39
921092.0010	10	93	921160.0022	40	25		10	45
921092.0011	10	93		40	73		10	89
921092.0012	10	95	921160.0024	40	23		10	91
921092.0013	10	93		40	71		10	101
921092.0014	10	95	921160.0025	40	23	921368.0004	30	27
921096.0006	20	37		40	71		30	89
	20	59	921160.0026	40	25		30	217
	20	63		40	73		30	287
	20	67	921161.0002	30	135		30	373
	30	13		30	421	921377.0005	60	3
	30	75	921196.0001	40	117		60	7
	30	197		40	131		60	13
	30	271		40	143		60	15
	30	355		40	157	921380.0002	80	7
921097.0001	40	19		40	169		80	35
	40	63		40	181		80	69
	40	107		40	193	921380.0003	80	7
921100.0002	30	69	921218.0002	40	25		80	35
	30	133		40	73		80	39
921106.0003	30	175	921218.0003	40	31		80	69
	30	469		40	79		80	75
921106.0006	90	163	921241.0002	30	151	921381.0004	30	73
921109.0007	10	93		30	441	921383.0001	10	7
921137.0003	40	31	921251.0009	30	145		90	37
	40	79		30	419	921395.0001	70	245
921137.0005	40	29	921298.0003	30	89	921400.0002	10	27
	40	31	921307.0001	80	111		10	31
	40	77		80	117		10	35
	40	79		80	121		10	41
921137.0006	40	29	921314.0002	70	33	921401.0001	80	75
	40	77		70	35	921401.0002	10	13

Reservdelar - Spare parts
99NR 52

Utgåva Issue 980615			Nummerregister			Numerical register		
Art nr Part No	Grupp Group	Sida Page	Art nr Part No	Grupp Group	Sida Page	Art nr Part No	Grupp Group	Sida Page
921401.0002	70	41	921426.0002	70	51	921473.0005	70	273
	70	245		90	115	921474.0001	70	273
	70	247		90	131	921474.0002	70	273
921416.0001	10	27		90	135	921474.0003	70	273
	10	31	921426.0003	70	11	921474.0004	70	273
	10	35		70	13	921474.0005	70	273
	10	41	921430.0006	10	93	921477.0001	20	41
	20	85	921432.0001	20	33	921477.0013	30	89
921418.0001	20	23		20	35		30	287
	20	25		20	85		30	373
	20	27	921441.0002	20	87	921477.0014	30	89
921418.0002	20	23	921443.0003	30	15		30	287
	20	25		30	17		30	373
	20	27		30	23	921477.0035	90	39
	90	29		30	77		90	43
921418.0005	20	23		30	79		90	49
	20	25		30	201	921491.0002	40	127
	20	27		30	203		40	153
921418.0006	10	95		30	209		40	165
	10	101		30	213		40	189
	20	23		30	273	921496.0001	30	135
	20	25		30	277	921496.0003	30	145
	20	27		30	357	921496.0011	10	95
921418.0007	90	101		30	363		10	107
	90	163	921462.0003	10	11	921496.0019	30	137
921418.0008	20	23	921463.0001	80	123		30	145
	20	25		80	125		30	419
	20	27	921463.0002	80	21		30	421
921418.0009	20	25		80	57	921501.0002	30	317
	20	27		80	103		30	397
921418.0015	20	23	921464.0005	60	17	921515.0002	10	93
	20	25		60	19	921516.0041	90	67
	20	27		80	11	921516.0042	90	67
	90	171		80	47	921516.0043	90	67
921418.0018	90	99		80	89	921516.0044	90	67
	90	101		80	107	921516.0048	90	67
	90	103		80	109	921516.0050	90	67
921418.0020	20	21		80	119	921516.0052	90	67
921418.0021	20	21	921464.0013	70	37	921516.0056	90	67
921418.0030	90	167	921464.0022	40	205	921516.0066	90	67
921424.0009	30	189	921464.0023	80	113	921526.0008	90	57
921424.0015	30	57		80	115	921526.0009	90	53
	30	61		80	123		90	59
	30	121		80	125		90	61
	30	127	921466.0004	60	17		90	155
	30	185		60	19		90	157
	30	189	921469.0001	70	273		90	159
	30	249	921469.0002	70	273		90	161
	30	251	921469.0003	70	273	921537.0005	10	77
	30	257	921469.0004	70	273	921540.0001	30	105
921424.0021	30	337	921469.0005	70	273	921550.0002	30	21
921424.0030	30	59	921471.0001	70	273		30	83
	30	123	921471.0002	70	273	921553.0002	30	17
921424.0047	30	337	921471.0003	70	273		30	79
921424.0066	30	339	921471.0004	70	273		30	81
921424.0071	30	61	921471.0005	70	273		30	203
	30	127	921472.0001	70	273		30	357
	30	257	921472.0002	70	273	921553.0004	30	137
921424.0080	30	335	921472.0004	70	273	921553.0005	30	17
921424.0084	30	337	921472.0005	70	273		30	79
921425.0001	20	7	921472.0008	70	273		30	209
921425.0003	20	65	921473.0001	70	273		30	277
	20	77	921473.0002	70	273	921554.0002	30	17
921426.0002	70	33	921473.0003	70	273		30	79
	70	35	921473.0004	70	273		30	81

Reservdelar - Spare parts
99NR 53

Utgåva Issue 980615			Nummerregister			Numerical register		
Art nr Part No	Grupp Group	Sida Page	Art nr Part No	Grupp Group	Sida Page	Art nr Part No	Grupp Group	Sida Page
921554.0002	30	203	921595.0015	30	285	921702.0008	10	31
	30	357		30	371		10	45
921554.0004	30	137	921597.0001	40	113	921702.0011	10	35
921554.0005	30	17		40	127		10	41
	30	79		40	139	921715.0001	90	29
	30	209		40	151	921716.0001	20	87
	30	277	921603.0001	40	19	921733.0004	20	5
921555.0002	30	15		40	63		20	15
	30	23		40	107	921733.0006	20	5
	30	77	921604.0001	40	19		90	169
	30	85		40	63	921733.0007	90	171
	30	201		40	107	921736.0001	80	27
	30	213	921604.0003	40	25		80	29
	30	283		40	73		80	61
	30	369	921604.0004	40	25		80	63
921559.0001	30	33		40	73		80	105
	30	95	921605.0001	40	19	921737.0001	30	69
	30	225		40	63		30	133
	30	301		40	107	921742.0004	20	5
	30	341	921609.0001	10	5	921743.0001	80	39
	30	385		10	7		80	53
921562.0001	30	403	921610.0001	10	5		80	55
	30	55		10	7		80	59
	30	119	921614.0001	70	119		80	63
	30	247		70	121		80	69
	30	325		70	123		80	75
	30	405		70	125		80	95
921577.0008	20	33	921617.0012	10	61		80	99
	20	35		10	67		80	103
921577.0009	20	33	921627.0002	20	77		80	105
	20	35	921637.0001	90	167	921747.0001	30	77
921577.0010	20	37	921646.0001	70	257		30	93
	20	71		70	259		30	295
921579.0001	30	79		90	67		30	379
921580.0001	30	15	921648.0001	20	5	921753.0002	30	31
	30	19	921648.0002	20	37		30	93
	30	81		30	53		30	221
	30	201		30	117		30	295
	30	209		30	245		30	379
	30	277		30	323	921765.0002	40	203
	30	363		30	401		60	3
921581.0001	30	27	921655.0001	10	59		60	7
	30	89	921679.0008	70	267		60	13
	30	217	921689.0007	70	275		60	15
	30	287		70	277	921765.0003	70	209
	30	373		70	279		70	225
921581.0002	30	27		70	281		70	243
	30	89		70	283		70	249
	30	217		70	285		70	251
	30	287		70	287	921766.0004	10	81
	30	373		70	289	921777.0001	70	117
921581.0003	30	27		70	291		90	41
	30	89		70	293		90	45
	30	217		70	295		90	47
	30	287		70	297		90	51
	30	373		70	299		90	123
921593.0006	70	45	921691.0001	30	33		90	127
921595.0006	30	33		30	95		90	135
	30	95		30	225	921780.0008	70	39
921595.0007	20	45		30	299		70	41
	30	301		30	383		70	269
	30	385	921696.0003	40	5		70	271
921595.0012	20	39		40	93	921780.0011	30	431
921595.0015	30	215	921702.0002	90	143	921786.0001	40	201
	30	279	921702.0008	10	27		60	21

Reservdelar - Spare parts
99NR 54

Utgåva Issue 980615			Nummerregister			Numerical register		
Art nr Part No	Grupp Group	Sida Page	Art nr Part No	Grupp Group	Sida Page	Art nr Part No	Grupp Group	Sida Page
921786.0006	40	177	921808.0003	40	23	921870.0001	30	353
921787.0001	40	201		40	71	921873.0001	90	167
	60	21	921809.0001	40	9	921881.0002	70	195
921790.0008	90	91		40	27		70	197
	90	93		40	43		70	199
921797.0005	20	5		40	75		70	201
921798.0002	10	11		40	87		70	203
921802.0002	40	27	921809.0003	40	23		70	205
	40	75		40	71		70	207
921802.0005	40	25	921809.0004	40	23		70	219
	40	73		40	71		70	221
921803.0001	40	27	921809.0006	40	35		70	223
	40	75		40	39		70	235
921803.0002	40	9		40	83		70	237
	40	27	921810.0001	40	27		70	239
	40	43		40	75		70	241
	40	45	921811.0001	40	27	921885.0001	90	39
	40	75		40	75		90	43
	40	87	921825.0001	40	35		90	49
	40	89		40	39	921898.0002	40	35
921803.0003	40	27		40	83		40	39
	40	75	921830.0001	20	33		40	83
921804.0001	40	5		20	35	921898.0003	40	35
	40	9		20	39	921898.0004	40	35
	40	19		20	41	921898.0005	40	35
	40	23		20	43	921899.003	10	61
	40	27		20	45		10	67
	40	29		20	85	921899.034	10	61
	40	43		90	27		10	65
	40	45		90	35	921899.072	20	33
	40	53		90	53		20	35
	40	63		90	59	921899.093	10	63
	40	67		90	61		10	73
	40	71		90	75		60	19
	40	75		90	77	921899.105	10	69
	40	77		90	79		10	73
	40	87		90	81		70	15
	40	89		90	83		70	17
	40	97		90	85		70	21
	40	107		90	87		70	23
921804.0002	40	15		90	89		70	27
	40	61		90	163		70	45
	40	105	921831.0001	20	11	921899.126	40	203
921804.0003	40	29		20	33		80	21
	40	77		20	35		80	57
921804.0005	40	23		90	35		80	103
	40	25		90	53	921899.164	10	69
	40	71		90	59		10	71
	40	73		90	61		10	73
921804.0006	40	23		90	75	921899.165	70	249
	40	25		90	77		70	251
	40	73		90	79	921899.302	70	217
921804.0007	40	23		90	81	921901.0001	30	185
	40	29		90	83		30	187
	40	71		90	85		30	479
	40	77		90	87	921902.0002	30	11
921804.0010	40	35		90	89		30	75
	40	39	921843.0002	20	65		30	195
	40	83		20	69	921913.0002	20	75
921805.0001	40	27		20	77	921915.0006	20	75
	40	75	921844.0002	20	79	921921.0007	30	47
921807.0001	40	27	921844.0003	30	443		30	111
	40	75	921850.0004	20	75		30	239
921808.0001	40	27	921858.0004	90	167		30	313
	40	75	921870.0001	30	267		30	317

Reservdelar - Spare parts
99NR 55

Utgåva Issue 980615			Nummerregister			Numerical register		
Art nr Part No	Grupp Group	Sida Page	Art nr Part No	Grupp Group	Sida Page	Art nr Part No	Grupp Group	Sida Page
921921.0007	30	397	921991.0001	30	431	922030.0004	30	69
921921.0008	30	47	922002.0001	20	21		30	111
	30	111		90	93		30	133
	30	239	922007.0001	20	87		30	183
	30	313	922007.0002	20	87		30	239
	30	317		90	95		30	313
921921.0012	30	397	922010.0001	10	73		30	317
	30	47		20	23		30	397
	30	111		20	25		30	473
	30	239		20	27	922035.0001	90	153
	30	313		20	83	922036.0006	20	19
	30	317	922010.0004	20	19	922037.0003	10	5
	30	397		20	33	922037.0006	10	5
921923.0010	30	57		20	35	922037.0009	10	5
	30	249	922010.0006	20	75	922041.0016	30	165
	30	251	922010.0008	20	23		30	459
	30	253		20	25	922041.0017	30	165
921926.0006	30	47	922010.0013	10	15		30	459
	30	111		10	19	922041.0018	30	165
	30	239		10	23		30	459
	30	313		10	39	922041.0024	30	467
	30	317	922014.0002	30	441	922043.0006	30	165
	30	397		30	443		30	459
921928.0005	10	5	922017.0001	30	429	922043.0009	30	151
921929.0001	20	7	922018.0001	30	431	922044.0002	30	151
921931.0004	30	441	922020.0001	30	429	922049.0006	30	149
	30	443		30	431		30	151
921932.0002	30	441	922020.0002	30	429	922049.0007	30	151
	30	443		30	431	922049.0010	30	157
921933.0003	30	441	922020.0003	30	427		30	451
	30	443	922021.0004	30	441	922049.0017	30	161
921934.0001	30	431		30	443		30	455
921935.0001	30	431	922029.0002	10	11	922050.0001	30	161
921936.0005	30	441	922029.0010	10	11		30	455
	30	443	922030.0001	20	5	922050.0003	30	151
921943.0001	10	93		30	59	922050.0004	30	149
921947.0001	70	269		30	123		30	151
	70	271		30	137	922050.0005	30	151
921959.0001	10	113	922030.0002	10	13	922053.0002	30	149
921970.0007	30	183		30	11	922053.0003	30	149
	30	473		30	49	922054.0001	30	151
921970.0008	30	179		30	69	922055.0001	30	151
	30	181		30	75	922055.0003	30	149
	30	477		30	113	922062.0001	30	163
921979.0006	30	417		30	133		30	457
921980.0004	20	75		30	139	922064.0003	30	163
921980.0005	20	75		30	147		30	457
921982.0013	30	149		30	179	922068.0004	70	295
	30	447		30	181		70	297
921982.0014	30	151		30	185		70	299
	30	441		30	187		90	141
921982.0018	30	177		30	195	922084.0008	20	33
	30	471		30	479		20	35
921982.0020	30	177		90	71	922087.0002	30	149
	30	471	922030.0003	10	7	922087.0003	30	151
921982.0021	30	177		10	13	922087.0006	30	155
	30	471		30	49		30	449
921982.0022	30	155		30	113	922087.0012	30	159
	30	449		30	135		30	453
921984.0002	10	29		30	139	922087.0013	30	159
	10	33		30	179		30	453
	10	37		30	421	922087.0015	30	161
	10	41		80	35		30	455
	10	45		80	39	922087.0025	30	167
921990.0001	30	431	922030.0004	30	47		30	461

Reservdelar - Spare parts
99NR 56

Utgåva Issue 980615			Nummerregister			Numerical register		
Art nr Part No	Grupp Group	Sida Page	Art nr Part No	Grupp Group	Sida Page	Art nr Part No	Grupp Group	Sida Page
922087.0025	40	5	922124.0005	70	257	922201.0001	90	97
	40	53		70	259		90	99
	40	97		70	261		90	101
922087.0034	30	145		70	263		90	103
	30	419	922124.0006	90	123	922201.0002	20	31
922089.0004	10	29		90	135		20	33
	10	33	922130.0013	80	47		20	35
	10	37	922133.0003	30	347		90	91
	10	41		30	349		90	93
	10	45		30	411	922202.0001	20	21
	90	37		30	441		20	31
922089.0008	10	11		30	445		20	33
922098.0002	30	151		30	483		20	35
922098.0012	30	163		90	47		20	89
	30	457	922136.0004	30	339		90	53
922114.0002	10	89		30	343		90	59
	10	91		30	345		90	61
	10	101		30	409		90	75
922117.0003	30	231	922142.0002	30	305		90	77
	30	305		30	323		90	79
	30	389		30	389		90	81
922124.0002	70	103		30	401		90	83
	70	115	922143.0001	70	249		90	85
	70	261		70	251		90	87
922124.0003	70	257	922143.0010	70	249		90	89
	70	259		70	251		90	97
	70	261	922143.0017	70	103		90	99
	90	39		70	115		90	101
	90	41		70	261		90	103
	90	43		90	39		90	155
	90	45		90	41		90	157
	90	47		90	43		90	159
	90	49		90	45		90	161
	90	51		90	47	922202.0002	20	7
	90	53		90	49	922203.0001	20	21
	90	55		90	51		20	31
	90	57	922144.0001	70	249		20	33
	90	59		70	251		20	35
	90	61	922156.0006	20	33		20	83
	90	67		20	35		90	53
	90	113	922158.0003	30	177		90	59
	90	117		30	471		90	61
	90	121	922159.0001	90	143		90	75
	90	125	922159.0003	10	27		90	77
	90	129		10	31		90	79
	90	133		10	35		90	81
	90	137		10	41		90	83
	90	155		10	45		90	85
	90	157	922171.0001	60	23		90	87
	90	159	922174.0003	90	69		90	89
	90	161	922176.0007	30	157		90	97
922124.0004	70	205		30	163		90	99
	70	207		30	451		90	101
	70	223		30	457		90	103
	70	239	922176.0008	30	145		90	155
	70	269		30	419		90	157
	70	271	922187.0007	20	71		90	159
	90	109		20	75		90	161
	90	111	922200.0003	20	33	922203.0006	20	7
	90	115		20	35	922204.0001	20	21
	90	119	922201.0001	20	21		20	33
	90	123		20	31		20	35
	90	127		20	33		20	83
	90	131		20	35		20	89
	90	137		20	89		90	97

Reservdelar - Spare parts
99NR 57

Utgåva Issue 980615			Nummerregister			Numerical register		
Art nr Part No	Grupp Group	Sida Page	Art nr Part No	Grupp Group	Sida Page	Art nr Part No	Grupp Group	Sida Page
922204.0004	20	33	922288.0026	30	175	922357.0002	30	253
	20	35		30	469		30	479
922204.0013	20	33	922288.0033	30	155	922357.0004	30	59
	20	35		30	159		30	123
922205.0002	20	33		30	453	922357.0005	30	47
	20	35	922288.0034	30	155		30	111
922213.0005	70	45	922297.0050	30	421		30	183
922213.0006	70	45		40	71		30	239
922218.0001	20	5	922297.0051	30	135		30	313
	20	31		30	421		30	317
922223.0002	70	195		40	23		30	397
	70	197	922297.0057	30	9		30	473
	70	199		30	71	922357.0014	30	47
	70	201		30	193		30	65
	70	203		40	5		30	67
	70	205	922297.0070	30	193		30	111
	70	207		30	267		30	131
	70	219		30	353		30	191
	70	221		40	43		30	239
	70	223	922297.0090	30	193		30	261
	70	235		40	87		30	263
	70	237	922303.0004	30	25		30	265
	70	239	922303.0005	30	87		30	313
	70	241	922304.0003	30	157		30	317
922226.0004	30	137		30	451	922357.0015	30	481
	30	421	922305.0001	30	157		10	55
922238.0001	20	87		30	451		10	79
922239.0001	20	87	922318.0002	20	71		30	11
922241.0001	20	87		20	73		30	47
922247.0002	20	75		20	75		30	69
922248.0002	30	43		30	135		30	111
	30	107		30	419		30	125
922250.0001	30	47	922318.0003	20	49		30	133
	30	111		20	51		30	185
	30	139	922324.0001	30	159		30	187
	30	239		30	453		30	195
	30	313	922324.0004	30	151		30	239
	30	475	922335.0005	90	75		30	255
922254.0004	10	89		90	79		30	313
	10	91		90	83		30	317
	10	103	922335.0006	90	75		30	327
922284.0002	10	61		90	77		30	329
	10	63		90	79		30	331
	10	65		90	81		30	333
922285.0001	30	11		90	83		30	335
	30	13		90	85		30	397
	30	75		90	87		30	407
	30	141	922336.0008	20	75		30	479
	30	195	922348.0003	30	161	922357.0016	30	47
	30	197		30	455		30	111
	30	349	922348.0004	30	161		30	137
922287.0002	30	161		30	455		30	141
922288.0005	30	153	922349.0004	30	453		30	147
922288.0009	30	159	922349.0005	30	159		30	239
	30	453	922356.0002	40	203		30	313
	30	465	922357.0002	30	13		30	317
922288.0014	30	155		30	57		30	397
	30	449		30	73		70	15
922288.0016	30	159		30	121		70	17
	30	171		30	137		70	21
	30	175		30	185		70	23
	30	453		30	187		70	27
	30	469		30	197		70	29
922288.0020	30	161		30	249		70	31
	30	455		30	251		70	33

Reservdelar - Spare parts
99NR 58

Utgåva Issue 980615			Nummerregister			Numerical register		
Art nr Part No	Grupp Group	Sida Page	Art nr Part No	Grupp Group	Sida Page	Art nr Part No	Grupp Group	Sida Page
922357.0016	70	35	922357.0040	10	9	922370.0013	40	101
	70	95		10	47		40	103
	70	97		20	5	922370.0014	40	23
	70	99		30	139		40	71
	70	101	922357.0042	30	69	922370.0015	40	23
	70	103		30	133		40	71
	70	105	922357.0043	10	9	922370.0016	40	25
	70	107	922363.0002	90	39	922370.0017	40	29
	70	109		90	43		40	31
	70	111		90	49		40	77
	70	113	922363.0013	90	41		40	79
	70	115		90	45	922370.0018	40	31
	70	253		90	47		40	79
	70	255		90	51	922371.0048	20	77
	70	257		90	53	922371.0060	30	25
	70	259		90	55		30	215
	70	261		90	57	922371.0086	30	25
	70	263		90	59		30	215
	70	283		90	61	922371.0127	30	29
	70	285		90	155		30	219
	90	71		90	157	922371.0230	30	77
922357.0017	10	13		90	159		30	365
	10	95		90	161	922371.0250	30	15
	10	107	922369.0001	40	33		30	29
	30	49		40	81		30	77
	30	113	922369.0002	40	33		30	91
	30	179		40	81	922371.0253	30	27
922357.0018	30	121	922369.0003	40	33	922371.0254	30	27
922357.0019	10	95		40	81		30	217
	10	107	922370.0002	40	33		30	287
922357.0020	30	121		40	81		30	373
	30	139	922370.0005	40	25	922371.0255	30	27
	30	179		40	73	922371.0258	30	27
	30	181	922370.0006	40	23		30	217
	30	477		40	71	922371.0260	30	27
922357.0027	10	27	922370.0007	40	13	922371.0272	30	27
	10	31		40	29		30	217
	10	35		40	57	922371.0273	30	27
	10	41		40	79		30	217
	10	45		40	101	922371.0274	30	27
	30	49	922370.0008	40	13		30	217
	30	73		40	15	922371.0343	30	29
	30	113		40	29		30	219
	30	179		40	77		30	289
922357.0028	10	7	922370.0009	40	29		30	291
	30	139		40	31		30	375
	90	45		40	77	922371.0501	30	15
922357.0029	10	9		40	79		30	17
	10	13	922370.0010	40	29		30	21
	20	71		40	77		30	77
	30	49	922370.0011	40	23		30	79
	30	113		40	29		30	83
	30	135		40	71		30	201
	30	179		40	77		30	205
922357.0030	30	71	922370.0012	40	29		30	209
	30	183		40	77		30	211
	30	267	922370.0013	40	13		30	273
	30	353		40	15		30	275
	30	473		40	29		30	277
922357.0031	30	71		40	31		30	361
	30	135		40	55		30	363
	30	139		40	57	922373.0001	70	249
	30	267		40	77		70	251
	30	353		40	79	922377.0001	10	73
	30	421		40	99	922381.0002	10	61

Reservdelar - Spare parts
99NR 59

Utgåva Issue 980615			Nummerregister			Numerical register		
Art nr Part No	Grupp Group	Sida Page	Art nr Part No	Grupp Group	Sida Page	Art nr Part No	Grupp Group	Sida Page
922381.0002	10	63	922442.0032	30	349	922486.0003	40	73
	10	65		30	411	922486.0005	40	25
	10	73		30	483		40	73
922386.0001	90	27	922442.0034	90	39	922487.0020	30	435
922390.0001	20	71	922442.0039	30	139	922487.0021	30	433
922393.0001	30	167		30	347		30	437
	30	461		30	349	922487.0022	30	435
922393.0002	40	5		30	411	922487.0025	30	439
922393.0003	40	5		30	483	922487.0026	30	439
922393.0004	40	5	922442.0045	10	87	922491.0003	20	75
922395.0001	90	109		30	11	922496.0001	10	89
	90	111		30	75		10	91
	90	115		30	195		10	103
	90	119		30	351	922507.0005	10	71
	90	131		30	413	922510.0001	10	93
922404.0001	30	149		90	45	922510.0002	10	95
922405.0003	30	151	922442.0060	70	119	922510.0003	10	93
922411.0002	40	23		70	121	922526.0004	30	89
	40	71		70	123	922531.0003	20	37
922411.0004	40	23		70	125		30	9
	40	25	922444.0006	30	151		30	23
	40	71	922450.0002	10	93		30	71
	40	73	922452.0003	90	131		30	193
922411.0006	40	23	922463.0001	30	13		30	213
	40	71		30	73	922531.0008	30	317
922412.0001	40	33		30	139		30	397
	40	81		30	197	922532.0002	40	29
922415.0002	20	69		30	347		40	77
922415.0004	20	75		30	411	922532.0003	40	29
922417.0004	20	65		30	483		40	77
	20	77	922463.0003	30	13	922537.0001	90	25
922417.0006	20	75		30	73	922539.0001	30	11
922417.0012	20	61		30	139		30	73
922423.0002	30	153		30	197	922539.0002	30	11
922423.0003	30	151		30	347		30	73
	30	155		30	411	922539.0003	30	195
922426.0001	30	151		30	483	922539.0004	30	195
922428.0003	40	25	922463.0005	90	55	922552.0010	60	15
	40	73		90	57	922552.0011	60	15
922428.0004	40	25	922467.0004	70	45	922553.0012	80	47
	40	73	922468.0002	10	15		80	91
922429.0001	30	11		10	19	922553.0016	80	93
	30	73		10	23	922553.0036	80	43
	30	139		10	39	922558.0002	90	95
	30	195		10	45	922559.0005	60	21
	30	347	922468.0003	10	15	922559.0006	60	21
	30	349		10	19	922559.0007	60	21
	30	411		10	23	922564.0002	20	33
	30	483		10	39		20	35
922432.0001	10	49		10	45	922564.0003	30	11
	10	51		10	65		30	75
	10	53	922484.0001	30	47		30	195
922436.0005	20	23		30	49	922571.0002	20	15
922439.0003	90	97		30	51	922575.0011	30	11
922442.0012	30	11		30	111		30	75
	30	73		30	113		30	195
	30	195		30	115		30	351
	30	347		30	239		30	413
	30	349		30	243		90	45
	30	411		30	313	922581.0006	10	77
	30	483		30	317	922585.0003	30	47
922442.0032	30	11		30	319		30	111
	30	73		30	397		30	121
	30	195		30	399		30	139
	30	347	922486.0003	40	25		30	239

Reservdelar - Spare parts
99NR 60

Utgåva Issue 980615			Nummerregister			Numerical register		
Art nr Part No	Grupp Group	Sida Page	Art nr Part No	Grupp Group	Sida Page	Art nr Part No	Grupp Group	Sida Page
922585.0003	30	313	922670.0003	10	49	922747.0001	30	375
	30	475		10	51	922761.0003	20	39
922585.0004	20	41		10	53		20	41
	20	47	922671.0001	20	51		20	43
922592.0001	30	141	922672.0002	70	51		20	47
	30	183	922672.0005	70	39		90	53
922593.0004	70	51		70	41		90	55
922593.0008	70	39		70	47		90	57
	70	41		70	53		90	59
	70	47	922689.0001	30	163		90	61
	70	53		30	457		90	155
922610.0001	20	65	922690.0003	30	155		90	157
	20	69		30	449		90	159
	20	77	922690.0005	30	159		90	161
922610.0002	20	77		30	453	922765.0001	40	33
922618.0001	40	201	922690.0007	30	161		40	81
922618.0002	40	201		30	455	922765.0002	40	33
	60	21	922690.0010	30	457		40	81
922618.0003	40	201	922690.0013	30	165	922765.0003	40	33
	60	21		30	459		40	81
922619.0001	60	21	922690.0017	30	167	922768.0002	10	15
922622.0002	60	21	922690.0029	30	171		10	19
922622.0004	60	21		30	465		10	23
922622.0007	60	21	922690.0036	30	155		10	39
922623.0001	60	21	922697.0001	40	201	922780.0001	10	27
922624.0002	40	201		60	21		10	31
	60	21	922697.0002	40	201		10	35
922624.0003	40	201		40	203		10	41
	40	203		60	21	922785.0006	80	43
	60	21	922729.0001	10	115	922785.0008	40	113
922626.0001	40	201		10	117		40	127
	60	21		10	119		40	139
922626.0002	40	201		10	121		40	153
	60	21		10	123		40	165
922627.0001	60	21		70	253		40	177
922631.0003	30	255		70	255		40	189
922631.0004	30	337		70	257	922788.0003	90	67
922631.0005	30	331		70	259	922789.0001	90	163
	30	333		70	261	922789.0003	10	91
	30	335		70	263		10	103
	30	337	922733.0001	30	91	922789.0004	10	89
	30	407		30	293		10	91
922632.0001	40	201		30	377		10	103
	60	21	922735.0001	30	87	922804.0002	70	37
922632.0005	40	201		30	285	922814.0002	30	169
	60	21		30	371		30	463
922637.0001	20	23	922736.0001	30	87	922817.0002	10	55
	20	25		30	285	922832.0002	40	35
	20	27		30	371	922833.0001	40	23
922637.0002	20	23	922737.0001	30	87		40	71
	20	25		30	285	922834.0001	40	25
	20	27		30	371		40	51
922637.0003	20	23	922744.0001	30	89		40	73
	20	25	922746.0002	40	17		40	95
	20	27		40	55	922852.0001	30	155
922643.0001	40	201		40	57		30	449
	60	21		40	59	922852.0002	30	161
922643.0002	40	201		40	99		30	455
	60	21		40	101	922853.0001	30	155
922644.0001	30	161		40	103		30	449
	30	455	922747.0001	30	29	922856.0001	30	157
922660.0003	30	89		30	91		30	451
922660.0004	30	89		30	219	922856.0002	30	161
	30	287		30	289		30	455
	30	373		30	291	922856.0008	30	163

Reservdelar - Spare parts
99NR 61

Utgåva Issue 980615			Nummerregister			Numerical register		
Art nr Part No	Grupp Group	Sida Page	Art nr Part No	Grupp Group	Sida Page	Art nr Part No	Grupp Group	Sida Page
922856.0008	30	457	922893.0001	40	33	923087.0001	30	215
922858.0001	30	159		40	81		30	285
	30	453	922893.0002	40	33		30	371
922859.0005	30	167		40	81	923088.0006	90	9
	30	461	922894.0001	40	35		90	13
922861.0003	30	155		40	39		90	15
	30	449		40	83		90	19
922862.0001	30	161	922899.0001	20	71		90	23
	30	455		40	37	923089.0003	30	47
922865.0002	30	145		40	39		30	111
	30	419		40	83		30	239
922865.0003	30	145	922900.0001	40	35		30	313
	30	419		40	39	923089.0004	90	163
922868.0001	30	165		40	83	923091.0003	20	7
	30	459	922902.0001	40	35	923096.0001	30	253
922870.0001	30	171		40	39	923096.0002	30	65
	30	465		40	83		30	67
922872.0001	30	171	922903.0001	40	33		30	131
	30	465		40	81		30	191
922873.0001	30	171	922908.0004	70	261		30	261
	30	465		70	263		30	263
922874.0001	30	467	922918.0001	70	37		30	265
922884.0005	40	23	922919.0001	70	37		30	481
	40	71	922920.0001	70	37	923096.0003	30	65
922884.0007	40	31	922921.0001	70	37		30	69
	40	79	922922.0001	70	37		30	131
922884.0008	40	23	922922.0002	70	37		30	133
	40	71	922923.0001	70	37		30	191
922884.0009	40	23	922924.0001	70	37		30	261
	40	71	922925.0001	70	37		30	265
922884.0010	40	23	922926.0003	70	37		30	343
	40	71	922926.0004	70	37		30	345
922884.0011	40	25	922926.0005	70	37		30	409
	40	73	922927.0001	70	37		30	481
922884.0012	40	29	922935.0005	90	7		90	71
	40	77		90	9	923096.0009	10	81
922884.0013	40	29		90	11		30	125
	40	77		90	13		30	255
922885.0001	40	23		90	15		30	327
	40	71		90	17		30	329
922887.0001	40	23		90	19	923103.0001	30	17
	40	71		90	21		30	79
922887.0002	40	23		90	23	923104.0002	40	201
	40	71	922943.0001	70	37		40	203
922888.0003	40	23	922969.0005	40	201		60	21
	40	71	922978.0001	10	93	923104.0003	40	201
922889.0001	40	23		10	99		40	203
	40	71		10	103		60	21
922890.0001	40	27	922978.0002	10	93	923105.0011	90	105
	40	75		10	99		90	107
922890.0002	40	27		10	103		90	109
	40	75		10	107		90	111
922890.0003	40	27		10	109		90	115
	40	75	922978.0003	10	95		90	119
922891.0001	40	29		10	99		90	131
	40	77		10	103		90	139
922891.0002	40	29		10	107	923105.0013	90	123
	40	77		10	109		90	127
922891.0003	40	35	922978.0004	10	95		90	135
	40	39	922994.0001	60	21		90	139
	40	83	922996.0001	90	97	923107.0132	30	43
922892.0001	40	29	923060.0001	10	95		30	107
	40	31		10	107		30	235
	40	77	923087.0001	30	25		30	311
	40	79		30	87		30	395

Reservdelar - Spare parts
99NR 62

Utgåva Issue 980615			Nummerregister			Numerical register		
Art nr Part No	Grupp Group	Sida Page	Art nr Part No	Grupp Group	Sida Page	Art nr Part No	Grupp Group	Sida Page
923107.0137	30	155	923107.0232	30	369	923107.0253	30	217
	30	449		30	381	923107.0254	30	27
923107.0138	30	155	923107.0233	30	23		30	89
	30	449		30	85		30	217
923107.0162	30	161		30	213		30	287
923107.0163	30	163		30	283		30	373
	30	457		30	369	923107.0255	30	27
923107.0188	30	167	923107.0234	30	85		30	89
	30	461	923107.0235	30	23		30	217
923107.0217	30	23		30	85		30	287
923107.0218	30	23	923107.0236	30	23		30	373
	30	85		30	213	923107.0256	30	27
	30	213	923107.0237	30	37		30	217
	30	283		30	101	923107.0257	30	27
	30	369		30	229		30	217
923107.0219	30	23		30	303	923107.0258	30	27
	30	85		30	387		30	217
	30	283	923107.0238	30	19	923107.0259	30	27
	30	369		30	35		30	217
923107.0220	30	23		30	203	923107.0260	30	27
	30	85		30	207		30	89
	30	213	923107.0239	30	99		30	217
	30	283		30	359		30	287
	30	369	923107.0240	30	207		30	373
923107.0221	30	23	923107.0241	30	35	923107.0261	30	27
	30	85		30	207		30	217
	30	213	923107.0242	30	35	923107.0262	30	27
	30	283		30	99		30	217
	30	369		30	207	923107.0263	30	27
923107.0222	30	23		30	359		30	89
	30	85	923107.0243	30	27		30	217
	30	213	923107.0244	30	27		30	287
	30	283		30	89		30	373
	30	369		30	217	923107.0264	30	15
923107.0223	30	23		30	287		30	23
	30	85		30	373		30	27
	30	213	923107.0245	30	27		30	77
	30	283		30	89		30	85
	30	369		30	217		30	89
923107.0224	30	23		30	287		30	201
	30	85		30	373		30	213
	30	213	923107.0246	30	27		30	217
	30	283		30	217		30	283
	30	369	923107.0248	30	27		30	287
923107.0225	30	23		30	89		30	369
	30	85		30	217		30	373
	30	213		30	287	923107.0265	30	27
	30	283		30	373		30	217
	30	369	923107.0249	30	27	923107.0266	30	25
923107.0226	30	23		30	31	923107.0268	30	25
	30	85		30	89		30	215
	30	213		30	93	923107.0269	30	25
	30	283		30	217		30	215
	30	369		30	221	923107.0270	30	25
923107.0229	30	23		30	287		30	215
	30	85		30	295	923107.0271	30	25
	30	213		30	373		30	87
	30	283		30	379		30	215
	30	369	923107.0250	30	27		30	285
923107.0232	30	23		30	217		30	371
	30	85	923107.0251	30	27	923107.0274	30	25
	30	213		30	217		30	87
	30	223	923107.0252	30	27		30	215
	30	283		30	217		30	285
	30	297	923107.0253	30	27		30	371

Reservdelar - Spare parts
99NR 63

Utgåva Issue 980615			Nummerregister			Numerical register		
Art nr Part No	Grupp Group	Sida Page	Art nr Part No	Grupp Group	Sida Page	Art nr Part No	Grupp Group	Sida Page
923107.0275	30	25	923107.0298	30	371	923107.0313	30	29
	30	29	923107.0299	30	29		30	91
	30	87		30	219		30	219
	30	91	923107.0300	30	29		30	289
	30	215		30	91		30	291
	30	219		30	219		30	375
	30	285		30	293	923107.0314	30	29
	30	289		30	377		30	91
	30	291	923107.0301	30	29		30	289
	30	371		30	91	923107.0315	30	29
	30	375	923107.0302	30	29		30	91
923107.0276	30	25		30	91		30	289
	30	87	923107.0303	30	29		30	291
	30	215		30	91		30	375
	30	285	923107.0304	30	29	923107.0317	30	29
	30	371		30	91		30	31
923107.0277	30	25		30	219		30	91
	30	87		30	293		30	219
	30	285		30	377		30	245
	30	371	923107.0305	30	29		30	289
923107.0278	30	25		30	219		30	291
	30	87	923107.0306	30	29		30	375
	30	285		30	91	923107.0318	30	29
	30	371		30	289		30	91
923107.0280	30	25		30	291		30	219
	30	87		30	375		30	289
	30	215	923107.0307	30	29		30	291
	30	285		30	91		30	375
	30	371		30	289	923107.0319	30	29
923107.0281	30	25		30	291		30	45
	30	87		30	375		30	91
923107.0282	30	25	923107.0308	30	23		30	109
	30	215		30	29	923107.0320	20	37
923107.0283	30	25		30	37		20	59
	30	215		30	41		20	63
923107.0284	30	25		30	53		20	67
	30	215		30	85		30	29
923107.0285	30	25		30	91		30	91
	30	215		30	101		30	219
923107.0286	30	25		30	105		30	289
	30	215		30	117		30	291
923107.0287	30	25		30	213		30	375
	30	215		30	219	923107.0321	30	29
923107.0288	30	25		30	229		30	79
	30	215		30	231		30	105
923107.0289	30	25		30	245	923107.0322	30	29
	30	215		30	283	923107.0323	30	29
923107.0290	30	25		30	289		30	91
	30	215		30	291		30	289
923107.0291	30	25		30	303		30	291
	30	215		30	305		30	375
923107.0292	30	25		30	369	923107.0324	30	29
	30	215		30	375		30	91
923107.0293	30	25		30	387		30	219
	30	215		30	389		30	289
923107.0294	30	25	923107.0309	30	29		30	291
	30	215		30	91		30	375
923107.0295	30	25		30	289	923107.0325	30	29
	30	215		30	291		30	91
923107.0297	30	25		30	375		30	219
	30	87	923107.0310	30	29		30	289
	30	285		30	91		30	291
	30	371		30	289		30	375
923107.0298	30	215		30	291	923107.0326	30	15
	30	285		30	375		30	29

Reservdelar - Spare parts
99NR 64

Utgåva Issue 980615			Nummerregister			Numerical register		
Art nr Part No	Grupp Group	Sida Page	Art nr Part No	Grupp Group	Sida Page	Art nr Part No	Grupp Group	Sida Page
923107.0326	30	77	923107.0344	30	31	923107.0359	20	43
	30	91	923107.0346	30	31		30	23
	30	201	923107.0347	30	31		30	31
	30	219		30	93		30	33
	30	289		30	223		30	81
	30	291		30	295		30	93
	30	375		30	297		30	95
923107.0327	30	29		30	379		30	213
	30	39		30	381		30	221
	30	41	923107.0348	30	31		30	225
	30	55		30	93		30	227
	30	91		30	295		30	279
	30	103		30	365		30	295
	30	105		30	379		30	301
	30	109	923107.0349	30	15		30	379
	30	119		30	31		30	385
	30	219		30	77	923107.0361	30	31
	30	231		30	93	923107.0362	30	31
	30	247		30	201		30	221
	30	289		30	295	923107.0363	30	15
	30	291		30	379		30	31
	30	305	923107.0350	30	31		30	77
	30	325		30	45		30	93
	30	375		30	53		30	201
	30	389		30	109		30	221
	30	405		30	117		30	295
923107.0328	20	41		30	221		30	379
	20	47		30	237	923107.0365	30	31
	30	29		30	245		30	93
	30	91		30	321		30	221
	30	93		30	323		30	295
	30	117		30	401		30	379
	30	219	923107.0352	30	31	923107.0366	30	31
	30	289		30	53		30	93
	30	291	923107.0353	30	31	923107.0367	30	9
	30	295		30	93		30	33
	30	323		30	221		30	71
	30	375		30	295		30	95
	30	379		30	379		30	193
	30	401	923107.0354	30	31		30	219
923107.0332	30	117		30	93		30	225
923107.0340	30	15		30	221		30	299
	30	39		30	295		30	383
	30	55		30	379	923107.0368	30	15
	30	77	923107.0355	30	15		30	41
	30	103		30	31		30	77
	30	119		30	33		30	105
	30	201		30	77		30	201
	30	231		30	93		30	231
	30	247		30	95		30	305
	30	305		30	201		30	389
	30	325		30	221	923107.0369	30	33
	30	389		30	225		30	225
	30	405		30	295	923107.0370	30	33
923107.0341	30	39		30	299		30	95
	30	103		30	379		30	299
	30	231		30	383		30	383
	30	307	923107.0356	30	31	923107.0371	30	33
	30	389	923107.0357	30	31		30	95
				30	93		30	225
923107.0342	20	45	923107.0358	30	31		30	299
	30	39		30	93		30	383
	30	103		30	93		30	383
	30	231		30	221	923107.0372	30	33
	30	307		30	295		30	95
	30	389		30	379		30	225

Reservdelar - Spare parts
99NR 65

Utgåva Issue 980615			Nummerregister			Numerical register		
Art nr Part No	Grupp Group	Sida Page	Art nr Part No	Grupp Group	Sida Page	Art nr Part No	Grupp Group	Sida Page
923107.0372	30	299	923107.0385	30	383	923107.0398	30	389
	30	383	923107.0386	30	15	923107.0400	20	37
923107.0373	30	33		30	201		30	11
	30	95	923107.0387	30	33		30	15
	30	299		30	225		30	29
	30	383	923107.0388	30	15		30	39
923107.0374	30	31		30	33		30	73
	30	33		30	77		30	77
	30	77		30	95		30	91
	30	95		30	201		30	103
	30	221		30	225		30	195
	30	225		30	301		30	201
	30	299		30	385		30	219
	30	383	923107.0389	30	33		30	231
923107.0375	30	33		30	39		30	271
	30	95		30	95		30	289
923107.0376	30	33		30	305		30	291
	30	77		30	389		30	305
	30	95	923107.0390	30	33		30	355
	30	225		30	95		30	375
	30	299	923107.0391	30	33	923107.0401	20	41
	30	383	923107.0392	30	33		20	47
923107.0377	30	33		30	95		30	39
	30	225		30	225		30	103
923107.0378	30	33		30	301		30	231
	30	95		30	385		30	305
923107.0380	30	15	923107.0393	30	15		30	389
	30	33		30	33	923107.0402	30	39
	30	77		30	95		30	79
	30	95		30	201		30	103
	30	201		30	225		30	231
	30	225		30	301		30	273
	30	299		30	385		30	305
	30	383	923107.0394	30	41		30	357
923107.0381	30	33		30	105		30	389
	30	91	923107.0395	30	39	923107.0403	30	39
	30	95		30	103		30	41
	30	299		30	231		30	103
	30	383		30	305		30	105
923107.0382	20	49	923107.0396	30	15		30	231
	30	17		30	39		30	305
	30	33		30	77		30	389
	30	81		30	103	923107.0404	30	39
	30	95		30	201		30	41
	30	203		30	231		30	231
	30	225		30	305		30	305
	30	273		30	389	923107.0405	30	39
	30	275	923107.0397	30	39		30	231
	30	299		30	103		30	305
	30	301		30	231	923107.0406	30	39
	30	357		30	305		30	103
	30	361		30	389		30	231
	30	383	923107.0398	20	37		30	305
	30	385		20	39		30	389
923107.0383	30	33		20	41	923107.0407	30	39
	30	225		20	43		30	103
923107.0384	30	33		20	47		30	231
	30	95		20	63		30	305
	30	225		20	67		30	389
	30	299		30	39	923107.0408	30	39
	30	383		30	41		30	41
923107.0385	30	33		30	103		30	103
	30	95		30	105		30	105
	30	225		30	231		30	231
	30	299		30	305		30	305

Reservdelar - Spare parts
99NR 66

Utgåva Issue 980615			Nummerregister			Numerical register		
Art nr Part No	Grupp Group	Sida Page	Art nr Part No	Grupp Group	Sida Page	Art nr Part No	Grupp Group	Sida Page
923107.0408	30	389	923107.0422	30	43	923107.0432	30	395
923107.0409	30	15		30	107	923107.0433	30	43
	30	39		30	235		30	107
	30	103		30	311		30	235
	30	201		30	395		30	311
923107.0410	30	41	923107.0423	30	43		30	395
	30	105		30	107	923107.0434	30	43
923107.0411	30	41		30	235		30	107
	30	105		30	311		30	235
	30	233		30	395		30	311
	30	309	923107.0424	30	43		30	395
	30	393		30	107	923107.0435	30	43
923107.0412	30	15		30	235		30	107
	30	41		30	311		30	235
	30	105		30	395		30	311
	30	201	923107.0425	30	43		30	395
	30	231		30	107	923107.0436	30	43
	30	305		30	235		30	107
	30	389		30	311		30	235
923107.0413	30	15		30	395		30	311
	30	41	923107.0426	30	43		30	395
	30	77		30	107	923107.0437	30	43
	30	105		30	235		30	107
	30	201		30	311		30	235
	30	231		30	395		30	311
	30	305	923107.0427	30	43		30	395
	30	389		30	107	923107.0438	30	43
923107.0414	30	41		30	323		30	107
	30	105		30	401		30	235
	30	231	923107.0428	20	37		30	311
	30	305		20	39		30	395
	30	389		20	41	923107.0439	30	55
923107.0415	30	41		20	43		30	119
	30	105		20	47		30	247
	30	231		20	53	923107.0440	30	55
	30	305		20	63		30	119
	30	389		20	67		30	247
923107.0416	20	37		30	17		30	325
	30	53		30	43	923107.0441	30	55
	30	117		30	79		30	119
	30	245		30	107		30	325
923107.0417	20	37		30	203		30	405
	30	53		30	235	923107.0442	30	55
	30	117		30	273		30	119
	30	245		30	311		30	325
923107.0418	30	53		30	357	923107.0443	30	55
	30	55		30	395	923107.0444	30	55
	30	117	923107.0429	30	43	923107.0447	30	55
	30	119		30	107	923107.0448	30	33
	30	245		30	235		30	225
	30	247		30	311	923107.0449	30	79
	30	323		30	395	923107.0450	30	19
	30	401	923107.0430	30	43	923107.0451	30	17
923107.0419	30	63		30	107	923107.0453	30	17
	30	129		30	235		30	29
	30	259		30	311		30	203
	30	341		30	395		30	219
	30	403	923107.0431	30	43	923107.0454	30	17
923107.0420	30	63		30	107		30	203
	30	259		30	235	923107.0455	30	15
923107.0421	30	43		30	311		30	17
	30	107		30	395		30	201
	30	235	923107.0432	30	43		30	203
	30	311		30	235	923107.0456	30	17
	30	395		30	311		30	203

Reservdelar - Spare parts
99NR 67

Utgåva Issue 980615			Nummerregister			Numerical register		
Art nr Part No	Grupp Group	Sida Page	Art nr Part No	Grupp Group	Sida Page	Art nr Part No	Grupp Group	Sida Page
923107.0457	30	17	923107.0483	30	17	923107.0507	30	21
	30	79		30	205		30	83
	30	203		30	275		30	211
	30	273		30	361	923107.0508	30	21
	30	357	923107.0484	30	17		30	83
923107.0458	30	17	923107.0485	30	21		30	211
	30	23	923107.0486	30	21	923107.0509	30	21
	30	79		30	83		30	83
	30	213		30	211		30	211
923107.0460	30	17	923107.0487	30	21	923107.0510	30	21
	30	205		30	83		30	83
923107.0461	20	43		30	211		30	211
	20	49	923107.0488	30	21	923107.0511	30	21
	30	17		30	83		30	83
	30	79		30	211	923107.0512	30	21
	30	95	923107.0489	30	21		30	83
	30	205		30	83	923107.0513	30	21
	30	209		30	211		30	83
	30	273	923107.0491	30	21	923107.0514	30	21
	30	301		30	83	923107.0515	30	21
	30	357		30	211		30	83
	30	385	923107.0492	30	21	923107.0524	70	19
923107.0462	30	17		30	83	923107.0525	70	19
	30	203	923107.0493	30	21	923107.0526	70	19
923107.0463	30	17		30	83		70	25
	30	203		30	211	923107.0528	70	19
923107.0464	30	17	923107.0494	30	21		70	25
923107.0465	30	17		30	83	923107.0530	70	25
923107.0467	30	79		30	211	923107.0531	70	19
923107.0468	30	17	923107.0495	30	21		70	25
	30	209		30	83	923107.0534	70	19
923107.0470	30	17		30	211		70	25
	30	209	923107.0496	30	21	923107.0536	20	37
923107.0471	30	19		30	83		20	49
	30	81		30	211		30	37
	30	209	923107.0497	30	21		30	101
	30	277		30	83		30	229
	30	363		30	211		30	303
923107.0472	30	19	923107.0498	30	21		30	387
	30	81		30	83	923107.0537	20	59
	30	209		30	211	923107.0538	20	37
	30	277	923107.0499	30	21		20	59
	30	363		30	83		20	63
923107.0473	30	19		30	211		20	67
	30	209	923107.0500	30	21	923107.0539	20	37
923107.0474	30	19		30	83		20	59
	30	209		30	211		20	63
923107.0475	30	19	923107.0501	30	21	923107.0540	20	37
	30	209		30	83		20	59
923107.0476	30	19		30	211		20	63
	30	209	923107.0502	30	21	923107.0541	20	37
923107.0477	30	19		30	83		20	59
	30	209		30	211		20	63
923107.0478	30	19	923107.0503	30	21		20	67
	30	209		30	83	923107.0542	20	37
923107.0479	30	19		30	211		20	59
	30	81	923107.0504	30	21		20	63
	30	209		30	83	923107.0543	20	37
923107.0480	30	19		30	211		20	39
	30	81	923107.0505	30	21		20	41
	30	209		30	83		20	43
923107.0481	30	19		30	211		20	47
	30	209	923107.0506	30	21		20	59
923107.0482	30	19		30	83		20	63
	30	209		30	211		20	67

Reservdelar - Spare parts
99NR 68

Utgåva Issue 980615			Nummerregister			Numerical register		
Art nr Part No	Grupp Group	Sida Page	Art nr Part No	Grupp Group	Sida Page	Art nr Part No	Grupp Group	Sida Page
923107.0543	30	33	923107.0580	30	369	923107.0604	30	87
	30	45	923107.0581	30	85		30	285
	30	95		30	283		30	371
	30	97		30	369	923107.0605	30	89
	30	103	923107.0582	30	85	923107.0606	30	89
	30	109		30	283	923107.0608	30	89
	30	227		30	369		30	287
	30	237	923107.0583	30	85		30	373
	30	321		30	283	923107.0609	30	89
923107.0556	70	19		30	369		30	287
	70	25	923107.0584	30	85		30	373
923107.0559	30	79		30	283	923107.0610	30	89
	30	357		30	369		30	287
923107.0560	30	79	923107.0585	30	87		30	373
	30	357	923107.0586	30	87	923107.0611	30	89
923107.0561	30	79		30	285		30	287
923107.0562	30	79		30	371		30	373
923107.0563	30	79	923107.0587	30	87	923107.0612	30	89
	30	273	923107.0588	30	87		30	287
923107.0564	30	79		30	285		30	373
923107.0565	30	79		30	371	923107.0613	30	89
923107.0566	30	79	923107.0589	30	87		30	287
	30	277		30	285		30	373
	30	363		30	371	923107.0614	30	89
923107.0567	30	79	923107.0590	30	87		30	287
	30	81		30	285		30	373
	30	203		30	371	923107.0615	30	89
923107.0568	20	39	923107.0591	30	87		30	287
	30	41		30	285		30	373
	30	55	923107.0592	30	87	923107.0616	30	89
	30	79		30	285		30	287
	30	105		30	371		30	373
	30	119	923107.0593	30	87	923107.0617	30	89
	30	233		30	285		30	287
	30	247		30	371		30	373
	30	309	923107.0594	30	87	923107.0618	30	89
	30	323		30	285		30	287
	30	325		30	371		30	373
	30	393	923107.0595	30	87	923107.0619	30	91
	30	401		30	285		30	289
	30	405		30	371		30	291
923107.0569	30	79	923107.0596	30	87		30	375
	30	273		30	285	923107.0620	30	29
923107.0570	30	81		30	371		30	91
923107.0571	30	81	923107.0597	30	87		30	219
923107.0572	30	81		30	285		30	223
923107.0573	30	81		30	371		30	289
923107.0574	30	81	923107.0598	30	87		30	291
923107.0575	30	81		30	285		30	297
923107.0576	30	81		30	371		30	375
	30	273	923107.0599	30	87		30	381
	30	357		30	285	923107.0621	30	219
923107.0577	30	63		30	371		30	237
	30	81	923107.0600	30	87		30	289
	30	259		30	285		30	291
	30	273		30	371		30	321
	30	275	923107.0601	30	87		30	375
	30	279		30	285	923107.0622	30	91
	30	357		30	371	923107.0623	30	45
	30	361	923107.0602	30	87		30	91
923107.0578	30	85		30	285		30	109
923107.0579	30	85		30	371	923107.0624	30	93
923107.0580	30	77	923107.0603	30	87		30	223
	30	85		30	285		30	295
	30	283		30	371		30	297

Reservdelar - Spare parts
99NR 69

Utgåva Issue 980615			Nummerregister			Numerical register		
Art nr Part No	Grupp Group	Sida Page	Art nr Part No	Grupp Group	Sida Page	Art nr Part No	Grupp Group	Sida Page
923107.0624	30	379	923107.0650	30	79	923107.0872	30	155
	30	381	923107.0678	30	23	923107.0878	30	159
923107.0625	30	93		30	37		30	453
	30	295		30	85	923107.0879	30	159
	30	379		30	101	923107.0880	30	161
923107.0626	30	93		30	213		30	455
	30	295		30	229	923107.0881	30	167
	30	379		30	283	923107.0884	30	169
923107.0627	30	93		30	303		30	463
923107.0628	30	93		30	369	923107.0903	30	177
	30	295		30	387		30	471
	30	379	923107.0679	30	303	923108.0001	40	201
923107.0629	30	93		30	387		60	21
923107.0630	30	93	923107.0680	30	247	923108.0002	40	201
	30	295		30	303		40	203
	30	379		30	387		60	21
923107.0634	30	95	923107.0682	30	117	923108.0003	40	201
	30	299		30	357		40	203
	30	383	923107.0686	30	23		60	21
923107.0635	30	95		30	85	923108.0042	40	5
	30	299	923107.0711	30	89		40	53
	30	383		30	287		40	97
923107.0636	30	95		30	373	923108.0043	40	5
	30	299	923107.0739	30	291		40	53
	30	383		30	375		40	97
923107.0638	30	33	923107.0752	30	219	923108.0044	40	5
	30	95	923107.0813	30	93		40	53
	30	227	923107.0814	30	77		40	97
	30	301		30	93	923108.0045	40	5
	30	385	923107.0832	30	21		40	53
923107.0639	30	79		30	83		40	97
	30	99		30	211	923108.0046	40	5
	30	357	923107.0833	30	211		40	19
	30	359	923107.0835	30	211		40	63
923107.0640	30	35	923107.0838	30	211		40	107
	30	99	923107.0847	30	15	923108.0047	40	5
	30	207		30	77		40	19
	30	359		30	201		40	63
923107.0641	30	103		30	231		40	107
	30	105		30	305	923108.0048	40	5
	30	389		30	389		40	47
923107.0642	30	103	923107.0850	30	15		40	91
	30	389		30	201	923108.0049	40	5
923107.0643	30	39	923107.0854	30	305		40	47
	30	103		30	323		40	91
	30	231		30	389	923108.0050	40	5
923107.0644	30	53		30	401		40	47
	30	55	923107.0859	30	357	923108.0051	40	5
	30	117	923107.0868	30	15		40	47
	30	119		30	33	923108.0052	40	5
	30	245		30	77		40	91
	30	247		30	95	923108.0055	40	5
923107.0645	30	119		30	201		40	47
923107.0646	30	119		30	225		40	91
	30	325		30	299	923108.0056	40	5
	30	405		30	383		40	9
923107.0647	30	119	923107.0869	30	31	923108.0057	40	5
	30	325		30	93		40	47
	30	405		30	201	923108.0059	40	5
923107.0648	30	129		30	221		40	47
	30	341		30	295		40	91
	30	403		30	379	923108.0067	40	5
923107.0649	30	129	923107.0870	20	79		40	47
	30	341		20	81		40	91
	30	403	923107.0871	20	81	923108.0068	40	5

Reservdelar - Spare parts
99NR 70

Utgåva Issue 980615			Nummerregister			Numerical register		
Art nr Part No	Grupp Group	Sida Page	Art nr Part No	Grupp Group	Sida Page	Art nr Part No	Grupp Group	Sida Page
923108.0068	40	47	923108.0106	40	89	923108.0132	40	101
	40	91	923108.0107	40	9	923108.0135	40	15
923108.0072	40	5		40	45		40	59
923108.0073	40	5		40	89		40	103
923108.0075	40	5	923108.0110	40	9	923108.0136	40	13
923108.0076	40	7		40	43		40	59
	40	93		40	45		40	103
923108.0078	40	19		40	87	923108.0138	40	15
923108.0080	40	7		40	89	923108.0139	40	15
	40	49	923108.0111	40	9		40	103
	40	93		40	45	923108.0140	40	15
923108.0081	40	7		40	89		40	103
	40	93	923108.0112	40	11	923108.0141	40	15
923108.0082	40	7		40	45	923108.0142	40	15
	40	49		40	89		40	103
	40	93	923108.0116	40	11	923108.0144	40	15
923108.0084	40	7		40	45		40	55
	40	49		40	89		40	99
	40	93	923108.0117	40	11	923108.0145	40	15
923108.0086	40	9		40	45		40	55
	40	43		40	89		40	99
	40	87	923108.0118	40	11	923108.0147	40	15
923108.0087	40	9		40	45		40	105
	40	43		40	89	923108.0148	40	15
	40	87	923108.0119	40	11		40	59
923108.0088	40	9		40	45		40	61
	40	43		40	89		40	105
	40	87	923108.0120	40	13	923108.0149	40	15
923108.0089	40	9		40	55		40	61
	40	43		40	57		40	105
	40	87		40	99	923108.0150	40	69
923108.0091	40	89		40	101	923108.0166	40	15
923108.0092	40	9	923108.0122	40	13		40	103
923108.0093	40	9	923108.0125	40	13	923108.0170	40	15
	40	43		40	55		40	105
	40	87		40	57	923108.0172	40	15
923108.0094	40	9		40	99		40	105
	40	43		40	101	923108.0173	40	17
	40	87		40	103		40	55
923108.0095	40	9	923108.0126	40	13		40	57
	40	43		40	55		40	59
	40	87		40	57		40	99
923108.0096	40	9		40	99		40	101
	40	43		40	101		40	103
	40	87	923108.0127	40	13	923108.0174	40	17
923108.0097	40	9		40	15		40	55
	40	43		40	55		40	57
	40	87		40	57		40	59
923108.0098	40	9		40	99		40	99
	40	43		40	101		40	101
	40	87		40	103		40	103
923108.0099	40	9	923108.0128	40	13	923108.0176	40	55
	40	43		40	55		40	57
	40	87		40	57		40	59
923108.0100	40	9		40	99		40	99
	40	43		40	101		40	101
	40	87	923108.0129	40	13		40	103
923108.0103	40	9		40	55	923108.0177	40	13
	40	43		40	99		40	17
	40	87	923108.0130	40	13		40	55
923108.0104	40	9		40	99		40	57
	40	45	923108.0131	40	13		40	59
	40	89		40	55		40	99
923108.0106	40	9		40	99		40	101
	40	45	923108.0132	40	13		40	103

Reservdelar - Spare parts
99NR 71

Utgåva Issue 980615			Nummerregister			Numerical register		
Art nr Part No	Grupp Group	Sida Page	Art nr Part No	Grupp Group	Sida Page	Art nr Part No	Grupp Group	Sida Page
923108.0179	40	17	923108.0225	40	59	923108.0253	40	83
923108.0185	40	35		40	103	923108.0256	40	27
	40	39	923108.0227	40	21	923108.0260	20	61
	40	83		40	65	923108.0261	20	59
923108.0198	40	19		40	109		20	61
	40	63	923108.0228	40	21	923108.0263	20	61
	40	107		40	65	923108.0264	20	61
923108.0199	40	19		40	109	923108.0265	20	61
	40	63	923108.0229	40	21	923108.0268	20	61
	40	107		40	65	923108.0269	20	61
923108.0200	40	19		40	109	923108.0270	20	51
	40	63	923108.0230	40	21	923108.0271	20	51
	40	107		40	35	923108.0272	20	51
923108.0201	40	19		40	39	923108.0274	20	51
	40	63	923108.0231	40	21	923108.0276	20	51
	40	107		40	65	923108.0277	20	51
923108.0202	40	19		40	109	923108.0278	20	51
	40	63	923108.0232	40	21	923108.0279	20	51
	40	107		40	65	923108.0280	20	51
923108.0203	40	19		40	109	923108.0281	20	51
	40	63	923108.0233	40	21	923108.0282	20	51
923108.0204	40	19		40	65	923108.0283	20	51
	40	63		40	109	923108.0284	20	51
	40	107	923108.0235	40	21	923108.0291	20	51
923108.0205	40	19	923108.0236	40	15	923108.0292	20	51
	40	63		40	105	923108.0293	20	51
	40	107	923108.0237	40	21	923108.0296	20	51
923108.0206	40	19		40	65	923108.0297	20	51
	40	63		40	109	923108.0298	20	53
	40	107	923108.0238	40	21	923108.0301	20	53
923108.0207	40	19		40	65	923108.0306	20	53
	40	63		40	109	923108.0307	20	53
	40	107	923108.0239	40	21	923108.0308	20	53
923108.0208	40	19		40	65	923108.0310	20	53
	40	63		40	109	923108.0311	20	53
	40	107	923108.0240	40	21	923108.0314	20	53
923108.0209	40	19		40	65	923108.0316	20	53
	40	63		40	109	923108.0546	10	55
	40	107	923108.0241	40	21	923108.0547	10	55
923108.0210	40	19		40	65	923108.0599	30	441
	40	63		40	109		30	443
	40	107	923108.0242	40	21	923108.0722	20	81
923108.0211	40	19		40	59	923108.0732	10	55
	40	63		40	65	923108.0733	10	55
	40	107		40	109	923108.0734	10	55
923108.0212	40	19	923108.0243	40	21	923108.0735	10	55
	40	63		40	65	923108.0737	10	55
	40	107		40	109	923108.0757	20	79
923108.0213	40	19	923108.0246	40	15	923108.0758	10	55
	40	63		40	105	923108.0771	20	37
	40	107	923108.0247	40	15		20	63
923108.0216	40	9		40	105		20	67
	40	15	923108.0248	40	15	923109.0095	40	55
923108.0217	40	11		40	105	923109.0141	30	55
	40	45	923108.0249	40	15		30	119
	40	89		40	105		30	247
923108.0218	40	11	923108.0250	40	7		30	325
	40	45		40	87		30	405
	40	89	923108.0251	40	7	923109.0143	30	55
923108.0219	40	5		40	87		30	119
923108.0221	40	99	923108.0252	40	35		30	247
	40	101		40	39		30	325
	40	103		40	83		30	405
923108.0222	40	35	923108.0253	40	35	923109.0150	40	7
923108.0225	40	13		40	39		40	49

Reservdelar - Spare parts
99NR 72

Utgåva Issue 980615			Nummerregister			Numerical register		
Art nr Part No	Grupp Group	Sida Page	Art nr Part No	Grupp Group	Sida Page	Art nr Part No	Grupp Group	Sida Page
923109.0150	40	93	923109.0541	30	45	923109.0992	40	17
923109.0151	40	7		30	109		40	55
	40	49		30	237		40	99
	40	93		30	321	923109.0996	40	55
923109.0152	40	5	923109.0542	30	45		40	57
	40	49		30	109	923109.0997	40	55
	40	93		30	237		40	57
923109.0153	40	5		30	321	923109.0998	40	17
	40	49	923109.0543	30	45		40	57
	40	93		30	109		40	101
923109.0154	40	5	923109.0544	30	45	923110.0024	20	53
	40	49		30	109	923110.0025	20	53
	40	93		30	237	923110.0047	20	51
923109.0155	40	5		30	321	923110.0048	20	53
	40	49	923109.0545	30	45	923110.0049	30	17
	40	93		30	109	923110.0050	30	17
923109.0156	40	5		30	237		30	21
	40	49		30	321		30	79
	40	93	923109.0546	30	45		30	83
923109.0157	40	5		30	109	923110.0051	30	21
	40	49		30	205		30	83
	40	93	923109.0547	30	45	923110.0052	30	79
923109.0231	30	33		30	109	923110.0055	30	13
	30	95		30	237		30	45
	30	225		30	321		30	75
	30	299	923109.0550	40	69		30	109
	30	383	923109.0574	40	9		30	197
923109.0276	30	41	923109.0577	40	99		30	237
	30	105	923109.0578	40	17		30	271
	30	233	923109.0663	10	93		30	321
	30	309		10	103	923110.0057	30	33
	30	393	923109.0666	40	35		30	95
923109.0283	40	15	923109.0692	30	81		30	225
	40	103		30	203		30	299
923109.0292	40	19		30	245		30	383
923109.0307	40	9		30	357	923110.0060	30	39
	40	25	923109.0693	30	81		30	41
	40	43		30	203	923110.0062	30	103
	40	73		30	357		30	105
	40	87	923109.0695	30	81	923110.0064	30	55
923109.0309	40	25		30	203	923110.0065	30	119
	40	73		30	357	923110.0066	30	33
923109.0364	40	13	923109.0696	30	323		30	95
	40	15		30	401		30	225
	40	55	923109.0697	30	211		30	301
	40	57	923109.0702	30	89		30	385
	40	59	923109.0711	40	67	923110.0078	70	91
	40	99	923109.0714	40	65	923110.0081	10	111
	40	101		40	109	923110.0082	10	111
	40	103	923109.0715	40	65	923110.0084	70	249
923109.0376	40	59		40	109		70	251
923109.0381	40	55	923109.0977	70	117	923110.0125	70	15
	40	57	923109.0979	40	47		70	17
923109.0393	40	59	923109.0980	40	5		70	19
923109.0394	40	59		40	47		70	21
923109.0418	40	13		40	91		70	23
	40	59	923109.0982	40	49		70	25
	40	103	923109.0985	40	49		70	27
923109.0427	40	61	923109.0987	40	49	923110.0127	70	15
923109.0434	30	199	923109.0988	40	49		70	17
	30	267	923109.0990	40	7		70	19
	30	353		40	49		70	21
923109.0535	40	87		40	93		70	23
923109.0539	20	63	923109.0991	40	55		70	25
	20	65		40	57		70	27

Reservdelar - Spare parts
99NR 73

Utgåva Issue 980615			Nummerregister			Numerical register		
Art nr Part No	Grupp Group	Sida Page	Art nr Part No	Grupp Group	Sida Page	Art nr Part No	Grupp Group	Sida Page
923110.0128	70	15	923110.0454	10	31	923120.0460	70	19
	70	17		10	35		70	21
	70	19	923110.0463	30	325		70	23
	70	21		30	405		70	25
	70	23	923110.0464	40	43		70	27
	70	25	923110.0465	40	43	923120.0562	30	245
	70	27	923110.0466	30	281	923120.0568	70	253
923110.0141	30	59	923110.0467	30	277		70	255
	30	123		30	281		70	257
923110.0142	30	59	923110.0472	20	59		70	259
	30	123		20	61		70	261
	30	125	923110.0485	90	73		70	263
	30	327	923110.0504	40	5	923120.0576	30	441
	30	329	923110.0545	30	359		30	443
	30	331	923110.0546	30	99	923120.0587	70	101
	30	333	923110.0556	30	417		70	103
	30	335	923110.0598	70	275		70	113
	30	407		70	277		70	115
923110.0173	30	89		70	279	923120.0595	10	93
	30	287		70	281		10	103
	30	373		70	283	923120.0606	90	73
923110.0209	70	91		70	285	923120.0642	70	119
923110.0232	70	295		70	287		70	121
	70	297		70	289		70	123
	90	111		70	291		70	125
	90	121		70	293	923120.0654	90	27
	90	141		70	295	923120.0687	20	45
923110.0257	10	93		70	297	923120.0689	30	219
923110.0289	30	63		70	299		30	293
	30	259	923119.0001	80	5		30	377
	30	31		80	67	923120.0707	20	37
923110.0291	30	27		80	79		30	53
923110.0293	30	217		10	55		30	117
	30	15	923120.0038	90	7	923120.0708	20	37
923110.0294	30	201	923120.0046	90	11		30	53
	70	195		90	17		30	117
923110.0325	70	197		90	21		30	245
	70	199	923120.0059	70	117		30	323
	70	201	923120.0060	70	117		30	401
	70	219	923120.0061	70	117	923120.0721	40	29
	70	221	923120.0087	70	117		40	31
	70	235	923120.0092	70	117		40	77
	70	237	923120.0120	70	117		40	79
923110.0328	10	113	923120.0222	30	185	923120.0757	90	35
923110.0351	30	41		30	187		90	37
	30	105		30	479	923120.0776	10	113
	30	231	923120.0267	40	35	923120.0779	40	17
	30	305		40	39		40	55
	30	389		40	83		40	57
923110.0398	30	41	923120.0291	30	185		40	59
	30	105		30	187	923120.0801	10	103
923110.0418	30	41		30	479	923120.0806	20	47
	30	105	923120.0374	90	165		30	415
	30	231	923120.0375	90	165	923120.0826	30	247
	30	305	923120.0411	40	69	923120.0882	20	39
	30	389	923120.0417	90	105		20	41
923110.0425	90	35		90	107		20	43
	90	37	923120.0418	90	105		20	47
923110.0441	10	89		90	107	923120.0883	20	43
	10	91	923120.0419	90	105	923120.0935	20	67
	10	103		90	107	923138.0003	30	137
923110.0442	10	89	923120.0420	90	105	923142.0016	70	15
	10	91		90	107		70	17
	10	103	923120.0460	70	15		70	19
923110.0454	10	27		70	17	923142.0017	70	15

Reservdelar - Spare parts
99NR 74

Utgåva Issue 980615			Nummerregister			Numerical register		
Art nr Part No	Grupp Group	Sida Page	Art nr Part No	Grupp Group	Sida Page	Art nr Part No	Grupp Group	Sida Page
923142.0017	70	17	923187.0001	30	49	923259.0375	30	381
	70	19		30	51	923259.0395	30	323
923142.0018	70	21		30	113		30	401
	70	23		30	115	923259.0566	30	17
	70	25		30	179		30	79
923142.0020	70	27		30	181		30	209
923150.0001	30	55		30	243		30	273
	30	119		30	319		30	277
923152.0001	30	55		30	399		30	363
	30	65		30	477	923259.0641	30	27
	30	67	923199.0001	30	317		30	217
	30	69		30	397	923259.0660	30	365
	30	119	923218.0007	80	113	923259.0661	30	365
	30	131		80	115	923259.0678	30	41
	30	133	923221.0002	30	61		30	105
	30	245		30	127		30	231
	30	247		30	257		30	305
	30	261		30	339		30	365
	30	263	923221.0003	30	189		30	389
	30	265	923223.0002	60	3	923259.0733	30	87
	30	325		60	7		30	285
	30	343		60	13		30	371
	30	345		60	15	923259.0735	30	209
	30	405	923225.0001	90	111	923259.0736	30	129
	30	409		90	117		30	341
923157.0001	20	37		90	121		30	403
923157.0002	20	37		90	133	923259.0737	30	53
923160.0002	10	87	923225.0002	70	295		30	117
	70	253		70	297		30	245
	70	255		90	141	923259.0738	30	77
	70	257	923233.0002	70	119	923259.0739	30	89
	70	259		70	121	923259.0740	30	325
	70	261		70	123		30	405
	70	263		70	125	923259.0743	30	225
923170.0001	40	67	923237.0002	70	51		30	299
	70	43	923238.0002	30	59		30	383
	70	295		30	123	923259.0775	30	41
	70	297	923238.0003	30	59		30	105
	70	299		30	123		30	233
	90	141	923259.0295	30	25		30	309
923170.0002	70	15		30	215		30	393
	70	17	923259.0296	30	25	923259.0816	30	15
	70	27		30	215		30	77
923170.0003	70	21	923259.0297	30	25		30	201
	70	23		30	215	923259.0824	30	23
923171.0003	10	27	923259.0298	30	87		30	85
	10	31		30	285		30	213
	10	35		30	371		30	283
	10	41	923259.0299	30	87		30	369
	10	45		30	285	923259.0830	30	29
923174.0001	10	7		30	371		30	91
923176.0001	20	37	923259.0300	30	87		30	219
	30	47		30	285		30	289
	30	111		30	371		30	291
	30	139	923259.0344	30	63		30	375
	30	239		30	129	923266.0007	10	69
	30	313		30	259		10	75
	30	317		30	341	923266.0010	10	69
	30	397		30	403		10	75
	30	475	923259.0363	30	365	923276.0001	90	27
923186.0001	30	11	923259.0364	30	77	923291.0001	70	43
	30	73		30	365		70	295
	30	195	923259.0367	30	365		70	299
	30	267	923259.0375	30	223		90	141
	30	353		30	297	923295.0008	10	61

Reservdelar - Spare parts
99NR 75

Utgåva Issue 980615			Nummerregister			Numerical register		
Art nr Part No	Grupp Group	Sida Page	Art nr Part No	Grupp Group	Sida Page	Art nr Part No	Grupp Group	Sida Page
923295.0008	10	67	923349.0039	30	301	923349.0095	40	91
923299.0001	30	59		30	385	923349.0113	20	61
	30	123	923349.0040	30	95	923349.0154	20	43
	30	125		30	301	923349.0215	30	17
	30	327		30	385		30	415
	30	329	923349.0041	30	33	923349.0216	30	17
923299.0002	30	59		30	95		30	415
	30	123		30	225	923349.0223	20	51
	30	125		30	301	923349.0228	20	51
	30	327		30	385	923349.0242	40	87
	30	329	923349.0042	30	33	923349.0313	30	23
923300.0004	30	441		30	95		30	85
	30	443		30	227		30	213
923300.0006	30	441		30	301		30	283
	30	443		30	385		30	369
923300.0007	30	441	923349.0043	30	39	923349.0315	30	39
	30	443		30	103		30	103
923300.0008	30	441		30	231		30	231
	30	443		30	305		30	305
923300.0009	30	441		30	389		30	389
	30	443	923349.0044	30	307	923349.0317	30	107
923300.0010	30	427		30	391	923349.0318	30	15
	30	429	923349.0045	30	41		30	43
	30	431		30	105		30	77
923300.0012	30	443		30	233		30	107
923300.0013	30	429		30	309		30	201
923308.0001	30	125		30	393		30	235
	30	327	923349.0046	30	43		30	311
	30	329		30	107		30	395
	30	331		30	235	923349.0319	30	45
	30	333		30	311		30	109
	30	335		30	395		30	237
	30	337	923349.0047	30	53		30	321
	30	407		30	117	923349.0321	30	45
923318.0001	30	69		30	245		30	109
	30	133		30	323		30	237
923318.0002	30	67		30	401		30	321
	30	263	923349.0048	30	93	923349.0322	30	109
923340.0002	30	427		30	223	923349.0323	30	45
	30	429		30	295		30	109
923345.0002	30	429		30	297		30	237
923346.0001	30	427		30	379		30	321
	30	429		30	381	923349.0331	30	211
923349.0009	40	61	923349.0052	20	45	923349.0347	20	37
923349.0011	40	65		30	55		20	49
	40	109		30	119		20	55
923349.0023	40	85		30	129		30	17
923349.0026	40	85		30	247		30	19
923349.0031	30	79		30	325		30	37
923349.0032	30	85		30	341		30	45
	30	213		30	403		30	81
	30	283		30	405		30	91
	30	369	923349.0056	70	117		30	101
923349.0034	30	85	923349.0057	70	117		30	109
	30	283	923349.0069	40	9		30	203
	30	369		40	27		30	209
923349.0035	30	77		40	43		30	219
	30	85		40	75		30	229
	30	283		40	87		30	237
	30	369	923349.0091	40	23		30	277
923349.0036	30	85		40	25		30	279
	30	283		40	71		30	289
	30	369		40	73		30	291
923349.0037	30	89	923349.0095	40	5		30	303
923349.0039	30	95		40	47		30	321

Reservdelar - Spare parts
99NR 76

Utgåva Issue 980615			Nummerregister			Numerical register		
Art nr Part No	Grupp Group	Sida Page	Art nr Part No	Grupp Group	Sida Page	Art nr Part No	Grupp Group	Sida Page
923349.0347	30	363	923349.0426	30	289	923349.0471	30	119
	30	375		30	291	923349.0472	30	79
	30	387		30	375	923349.0542	30	79
923349.0351	30	37	923349.0429	30	25	923349.0543	30	81
	30	101		30	215	923349.0544	20	45
	30	229	923349.0430	30	31		30	81
923349.0357	30	29		30	93		30	245
	30	91		30	295	923349.0553	30	15
923349.0364	30	279		30	379		30	31
	30	365	923349.0431	30	31		30	201
923349.0366	20	59		30	93		30	221
	20	63		30	221	923349.0559	90	119
923349.0382	30	29		30	295		90	139
	30	91		30	379	923349.0560	90	119
	30	219	923349.0432	30	33		90	139
	30	289		30	225	923349.0561	90	119
	30	291	923349.0438	30	41		90	139
	30	293		30	305	923349.0562	90	119
	30	365	923349.0439	30	105		90	139
	30	375		30	389	923349.0567	30	17
	30	377	923349.0440	30	63		30	209
923349.0414	30	23		30	259	923349.0568	30	31
923349.0415	30	23	923349.0441	30	63		30	221
923349.0416	30	23		30	259	923349.0569	30	31
	30	85	923349.0442	30	117		30	221
	30	213	923349.0443	30	53	923349.0570	30	31
	30	283		30	117	923349.0571	30	41
	30	369		30	245		30	105
923349.0417	30	23	923349.0444	30	117		30	233
	30	85	923349.0445	30	31		30	309
	30	213		30	117		30	393
	30	283	923349.0446	30	117	923349.0572	30	55
	30	369	923349.0447	30	53		30	119
923349.0418	30	23		30	117		30	247
	30	85		30	245		30	325
	30	213	923349.0448	30	117		30	405
	30	283	923349.0449	20	45	923349.0584	30	35
	30	369		30	129		30	207
923349.0419	30	23		30	341	923349.0638	30	55
	30	85		30	403		30	119
	30	213	923349.0450	30	55		30	247
	30	283		30	119		30	325
	30	369		30	247		30	405
923349.0420	30	23		30	325	923349.0681	30	325
	30	85		30	405		30	405
	30	213	923349.0452	30	41	923349.0700	30	273
	30	283		30	105		30	277
	30	369		30	233	923349.0701	30	273
923349.0421	30	23		30	309	923349.0702	30	273
	30	85		30	393	923349.0707	30	273
	30	213	923349.0467	30	25	923349.0708	30	273
	30	283		30	215	923349.0710	30	273
	30	369	923349.0468	30	15	923349.0712	30	273
923349.0422	30	85		30	77		30	277
923349.0423	30	37		30	201	923349.0713	30	273
	30	101	923349.0469	30	15		30	277
	30	229		30	37	923349.0724	30	283
923349.0424	30	37		30	77		30	305
	30	101		30	101		30	369
	30	229		30	201		30	389
923349.0425	30	27		30	229	923349.0725	30	287
	30	217		30	303		30	373
923349.0426	30	29		30	387	923349.0726	30	217
	30	91	923349.0470	30	17		30	287
	30	219	923349.0471	30	55		30	373

Reservdelar - Spare parts
99NR 77

Utgåva Issue 980615			Nummerregister			Numerical register		
Art nr Part No	Grupp Group	Sida Page	Art nr Part No	Grupp Group	Sida Page	Art nr Part No	Grupp Group	Sida Page
923349.0727	30	287	923349.0762	30	323	923349.0777	30	233
	30	373		30	325		30	309
923349.0728	30	287		30	401		30	393
	30	373		30	405	923349.0778	30	205
923349.0729	30	287	923349.0763	30	325		30	275
	30	373		30	405		30	361
923349.0730	30	287	923349.0764	30	325	923349.0779	30	205
	30	373		30	405		30	275
923349.0731	30	217	923349.0765	30	39		30	361
	30	287		30	41	923349.0780	30	225
	30	373		30	103		30	299
923349.0732	30	287		30	105		30	383
	30	373		30	231	923349.0781	30	237
923349.0733	30	23		30	233		30	275
	30	85		30	305		30	321
	30	213		30	309		30	361
	30	283		30	389	923349.0782	30	283
	30	369		30	393		30	369
923349.0734	30	229	923349.0766	30	41	923349.0783	30	287
	30	303		30	105		30	373
	30	387		30	231	923349.0784	30	267
923349.0735	30	303		30	305		30	287
	30	387		30	389		30	353
923349.0736	30	229	923349.0767	30	41		30	373
	30	303		30	105	923349.0786	30	323
	30	387		30	231		30	401
923349.0737	30	229		30	305	923349.0787	30	323
	30	303		30	389		30	401
	30	387	923349.0768	30	305	923349.0788	30	323
923349.0738	30	229		30	323		30	401
	30	303		30	401	923349.0789	30	323
	30	387	923349.0769	30	305		30	401
923349.0739	30	229		30	323	923349.0790	30	323
	30	303		30	401		30	401
	30	387	923349.0770	30	305	923349.0791	30	323
923349.0740	30	229		30	389		30	401
	30	303	923349.0771	30	41	923349.0794	20	45
	30	387		30	105	923349.0795	20	45
923349.0741	30	285	923349.0772	30	41	923349.0796	20	45
	30	371		30	105	923349.0797	20	45
923349.0742	30	285		30	233	923349.0798	20	45
	30	371		30	309	923349.0799	20	45
923349.0747	30	293		30	393	923349.0800	20	45
	30	377	923349.0773	30	41	923349.0801	20	45
923349.0751	30	219		30	105	923349.0802	20	45
	30	289		30	233	923349.0803	20	45
	30	291		30	309	923349.0805	30	279
	30	375		30	393	923349.0806	30	279
923349.0752	30	205	923349.0774	30	41	923349.0807	30	219
	30	219		30	105		30	279
	30	289		30	233	923349.0808	30	279
	30	291		30	309	923349.0809	30	279
	30	375		30	393	923349.0810	30	279
923349.0755	30	323	923349.0775	30	41	923349.0811	30	279
	30	401		30	105	923349.0812	30	279
923349.0756	30	323		30	233	923349.0813	30	323
	30	401		30	309		30	401
923349.0757	30	323		30	393	923349.0827	40	113
	30	401	923349.0776	30	41		40	127
923349.0758	30	323		30	105		40	139
	30	401		30	233		40	151
923349.0759	30	323		30	309	923349.0828	70	37
	30	401		30	393	923349.0880	10	95
923349.0760	30	323	923349.0777	30	41	923349.0881	10	107
	30	401		30	105		10	109

Reservdelar - Spare parts
99NR 78

Utgåva Issue 980615			Nummerregister			Numerical register		
Art nr Part No	Grupp Group	Sida Page	Art nr Part No	Grupp Group	Sida Page	Art nr Part No	Grupp Group	Sida Page
923349.0942	30	291	923400.0001	20	37	923436.0373	10	51
	30	375		30	11		10	53
923349.0944	30	291		30	73	923436.0374	10	49
	30	375		30	103		10	51
923349.0950	30	289		30	195		10	53
	30	291		30	231	923436.0398	10	93
	30	375		30	271	923436.0411	90	105
923349.0957	30	223		30	305	923436.0412	90	105
	30	297		30	355		90	107
	30	381		30	389	923436.0414	90	105
923349.0958	30	223	923404.0001	90	75	923436.0415	90	105
	30	297		90	77		90	107
	30	381		90	85	923436.0416	90	105
923351.0001	20	79		90	87		90	107
923351.0003	30	443	923405.0001	90	53	923436.0417	90	105
923353.0001	30	441		90	75		90	107
	30	443		90	77	923436.0775	40	121
923354.0001	30	415		90	79		40	135
923362.0011	90	75		90	81		40	147
	90	77		90	83		40	161
	90	85		90	155		40	173
923362.0015	90	79		90	157		40	185
	90	81		90	159		40	197
	90	87		90	161	923436.0828	70	29
923362.0016	90	83	923418.0003	10	17		70	33
	90	89	923428.0001	90	25		90	109
923363.0002	90	75	923436.0020	10	93		90	111
	90	77	923436.0035	10	93		90	115
	90	79	923436.0038	10	93		90	131
	90	81	923436.0043	10	93		90	135
	90	83	923436.0067	10	93	923438.0001	90	79
	90	85	923436.0070	10	93		90	81
	90	87	923436.0072	10	93	923445.0002	90	35
	90	89	923436.0073	10	93		90	37
923363.0003	90	75		10	103	923445.0006	90	35
	90	77	923436.0076	10	93		90	37
	90	79	923436.0077	10	93	923447.0006	20	89
	90	81	923436.0122	40	25		90	25
	90	83		40	73	923449.0002	80	35
	90	85	923436.0123	40	25		80	75
	90	87		40	73		90	147
	90	89	923436.0124	40	25		90	149
923364.0001	90	59		40	73		90	151
	90	61	923436.0125	40	25	923449.0003	10	77
923367.0001	30	441		40	73	923455.0001	10	49
	30	443	923436.0237	30	35		10	51
923368.0003	90	73		40	35		10	53
923373.0001	30	67		40	39	923455.0002	10	49
	30	263		40	83		10	51
	30	265	923436.0263	30	441		10	53
	30	345		30	443	923455.0003	10	49
	30	409	923436.0284	40	23		10	51
923377.0003	90	71		40	71		10	53
923379.0001	10	105	923436.0294	40	27	923455.0005	10	49
	30	11		40	75		10	51
	30	75	923436.0343	10	89		10	53
	30	195		10	91	923456.0001	40	75
	30	347		10	103	923456.0002	40	85
	30	349	923436.0371	10	49	923458.0053	10	55
	30	411		10	51	923458.0054	10	55
	70	31		10	53	923458.0058	30	55
	90	47	923436.0372	10	49		30	247
923379.0002	30	343		10	51	923458.0061	10	95
923380.0007	30	441		10	53	923458.0062	10	95
	30	443	923436.0373	10	49	923458.0079	40	23

Reservdelar - Spare parts
99NR 79

Utgåva Issue 980615			Nummerregister			Numerical register		
Art nr Part No	Grupp Group	Sida Page	Art nr Part No	Grupp Group	Sida Page	Art nr Part No	Grupp Group	Sida Page
923458.0079	40	71	923458.0126	30	161	923458.0161	30	459
923458.0080	40	25		30	455	923458.0162	30	467
	40	49	923458.0127	30	161	923458.0167	20	71
	40	73	923458.0128	30	161		30	149
	40	93		30	455	923458.0168	30	149
923458.0081	40	25	923458.0129	30	161	923458.0169	30	149
	40	73		30	455		30	447
923458.0082	40	25	923458.0130	30	161	923458.0170	30	149
	40	73		30	455		30	447
923458.0083	40	27	923458.0132	30	163	923458.0171	30	149
	40	75		30	457	923458.0172	30	149
923458.0085	40	29	923458.0133	30	171		30	151
	40	77	923458.0135	30	163	923458.0177	30	149
923458.0086	40	35	923458.0136	30	163	923458.0178	30	149
	40	39		30	457	923458.0181	30	149
	40	83	923458.0137	30	163	923458.0182	30	149
923458.0091	30	155		30	167	923458.0183	30	149
	30	449		30	457	923458.0184	30	149
923458.0092	30	155		30	461	923458.0185	30	149
	30	449	923458.0138	30	163	923458.0186	30	149
923458.0093	30	175		30	457		30	175
	30	469	923458.0139	30	163		30	469
923458.0095	30	155		30	457	923458.0188	30	167
923458.0096	30	155	923458.0140	30	163	923458.0189	30	167
923458.0098	30	155		30	457		30	461
	30	449	923458.0141	30	163	923458.0190	30	167
923458.0099	30	149		30	457		30	461
	30	163	923458.0143	30	163	923458.0191	30	167
	30	169		30	457		30	461
	30	173	923458.0144	30	163	923458.0192	30	145
	30	457		30	165		30	167
	30	463		30	169		30	171
	30	467		30	457		30	173
923458.0100	30	155		30	459		30	419
923458.0103	30	155		30	463		30	441
	30	449	923458.0145	30	163		30	443
923458.0106	30	157		30	457		30	461
	30	451	923458.0146	30	149	923458.0193	30	167
923458.0107	30	157		30	163		30	461
	30	451		30	169	923458.0196	30	177
923458.0108	30	157		30	447		30	191
	30	451		30	457		30	471
923458.0109	30	157		30	463		30	481
	30	451	923458.0147	30	163	923458.0197	30	151
923458.0110	30	157		30	457	923458.0209	30	169
923458.0111	30	157	923458.0148	30	163		30	463
	30	451		30	457	923458.0210	30	169
923458.0112	30	157	923458.0149	30	163		30	463
	30	451		30	457	923458.0211	30	169
923458.0115	30	159	923458.0150	30	163		30	463
923458.0116	30	159		30	457	923458.0212	30	159
	30	453	923458.0151	30	163		30	165
923458.0117	30	159		30	457		30	169
	30	453	923458.0152	30	163		30	175
923458.0118	30	159		30	457		30	453
	30	453	923458.0153	30	163		30	459
923458.0119	30	159		30	167		30	463
	30	453		30	457		30	469
923458.0120	30	159		30	461	923458.0223	30	171
	30	453	923458.0156	30	163		30	465
923458.0121	30	159		30	457	923458.0225	30	173
	30	453	923458.0157	30	163	923458.0234	30	175
923458.0124	30	161		30	457		30	469
923458.0125	30	161	923458.0158	30	151	923458.0236	30	175
	30	455	923458.0161	30	165	923458.0237	30	175

Reservdelar - Spare parts
99NR 80

Utgåva Issue 980615			Nummerregister			Numerical register		
Art nr Part No	Grupp Group	Sida Page	Art nr Part No	Grupp Group	Sida Page	Art nr Part No	Grupp Group	Sida Page
923458.0237	30	469	923458.0298	30	157	923458.0339	30	463
923458.0239	30	175	923458.0299	30	157	923458.0340	30	169
	30	469		30	451		30	463
923458.0241	30	175	923458.0300	30	159	923458.0344	30	171
	30	469	923458.0301	30	159		30	465
923458.0242	30	175		30	453	923458.0345	30	171
	30	469	923458.0302	30	159		30	465
923458.0244	30	159		30	453	923458.0346	30	171
	30	175	923458.0303	30	159		30	465
	30	453		30	177	923458.0347	30	171
	30	469		30	453		30	465
923458.0245	30	159		30	471	923458.0348	30	173
	30	175	923458.0304	30	161	923458.0349	30	173
	30	453	923458.0305	30	161	923458.0350	30	173
	30	469		30	455		30	467
923458.0247	30	175	923458.0306	30	163	923458.0351	30	173
	30	469		30	457		30	467
923458.0249	30	165	923458.0307	30	163	923458.0352	30	173
	30	175		30	457		30	467
	30	459	923458.0308	30	163	923458.0353	30	173
	30	469		30	457		30	467
923458.0250	30	175	923458.0309	30	165	923458.0354	30	151
	30	469		30	459		30	173
923458.0251	30	175	923458.0310	30	165		30	467
	30	469		30	459	923458.0356	30	145
923458.0252	30	175	923458.0311	30	165		30	419
	30	469		30	459	923458.0357	30	175
923458.0253	30	175	923458.0312	30	165		30	469
923458.0254	30	175		30	459	923458.0358	30	175
	30	469	923458.0313	30	165		30	469
923458.0255	30	175		30	459	923458.0359	30	175
	30	469	923458.0314	30	165		30	469
923458.0256	30	175		30	459	923458.0360	30	175
	30	469	923458.0315	30	149		30	469
923458.0258	30	141	923458.0316	30	149	923458.0361	30	175
	30	165	923458.0317	30	149		30	419
	30	175	923458.0318	30	149		30	469
	30	419	923458.0319	30	149	923458.0362	30	175
	30	459	923458.0320	30	149		30	469
	30	469	923458.0321	30	149	923458.0364	30	141
923458.0269	30	177	923458.0322	30	149		30	419
	30	191	923458.0323	30	149	923458.0365	30	177
	30	471	923458.0324	30	149		30	471
	30	481	923458.0325	30	149	923458.0366	30	177
923458.0270	30	177	923458.0326	30	149		30	471
	30	191	923458.0327	30	149	923458.0367	30	177
	30	471	923458.0328	30	149		30	471
	30	481	923458.0329	30	149	923458.0368	30	177
923458.0271	30	169	923458.0330	30	167		30	471
	30	173		30	461	923458.0369	30	177
	30	441	923458.0331	30	145		30	441
	30	463		30	419		30	443
	30	467	923458.0332	30	145	923458.0371	30	177
923458.0272	30	177		30	419		30	471
923458.0280	30	151	923458.0333	30	169	923458.0372	30	177
923458.0281	30	151		30	463		30	471
923458.0288	30	151	923458.0334	30	169	923458.0373	30	177
923458.0289	30	151		30	463		30	471
923458.0290	30	151	923458.0336	30	169	923458.0375	30	151
923458.0292	30	151		30	463	923458.0376	30	151
923458.0296	30	155	923458.0337	30	169	923458.0377	30	151
	30	449		30	463	923458.0378	30	151
923458.0297	30	155	923458.0338	30	169	923458.0379	30	151
	30	449		30	463	923458.0380	30	151
	30	465	923458.0339	30	169	923458.0381	30	151

Reservdelar - Spare parts
99NR 81

Utgåva Issue 980615			Nummerregister			Numerical register		
Art nr Part No	Grupp Group	Sida Page	Art nr Part No	Grupp Group	Sida Page	Art nr Part No	Grupp Group	Sida Page
923458.0382	30	151	923458.0464	40	83	923458.0759	10	103
923458.0383	30	151	923458.0465	90	105	923458.0760	10	89
923458.0384	30	143		90	107		10	91
	30	425	923458.0566	30	419		10	103
923458.0385	30	143	923458.0567	30	419	923458.0761	10	89
	30	425	923458.0568	30	419		10	91
923458.0386	30	183	923458.0590	30	155		10	103
923458.0396	70	45		30	449	923458.0762	10	89
923458.0407	30	177	923458.0591	30	155		10	91
923458.0408	30	177		30	449	923458.0763	10	89
923458.0409	30	169	923458.0592	30	155		10	91
	30	463		30	449		10	103
923458.0410	30	171	923458.0593	30	155	923458.0764	10	89
923458.0411	30	171		30	449		10	91
923458.0412	30	171	923458.0594	30	155	923458.0765	10	89
	30	419		30	449		10	91
923458.0413	20	5	923458.0595	30	157	923458.0766	10	89
923458.0414	20	5		30	451		10	91
	20	15	923458.0596	30	455	923458.0767	10	89
923458.0415	20	5	923458.0597	30	455		10	91
923458.0417	20	39	923458.0598	30	161	923458.0768	10	89
	20	41		30	455		10	91
	20	43	923458.0599	30	161	923458.0769	10	89
	20	47		30	455		10	91
923458.0418	20	39	923458.0600	30	161	923458.0770	10	93
	20	47		30	455		10	103
923458.0419	20	41	923458.0601	30	163	923458.0771	10	93
	30	17		30	457		10	103
923458.0420	30	169	923458.0602	30	163	923458.0772	10	93
	30	463		30	457		10	103
923458.0421	30	169	923458.0604	30	149	923458.0773	10	89
	30	463	923458.0605	30	149		10	91
923458.0422	30	169	923458.0606	30	149	923458.0774	10	89
	30	463	923458.0607	30	149		10	91
923458.0430	20	71	923458.0608	30	149		10	101
	30	141	923458.0609	30	149		10	103
923458.0445	40	23	923458.0610	30	167	923458.0785	40	21
	40	71		30	461		40	35
	40	77	923458.0611	30	167		40	39
	40	79		30	461		40	65
923458.0447	30	169	923458.0612	30	167		40	83
	30	463		30	461		40	109
923458.0448	30	169	923458.0613	30	465	923458.0789	70	91
	30	463	923458.0614	30	171	923458.0802	90	165
923458.0450	40	73		30	465	923458.0803	90	165
923458.0451	40	73	923458.0615	30	145	923458.0804	90	165
923458.0452	40	73		30	419	923458.0805	90	165
923458.0453	40	73	923458.0616	30	175	923458.0806	90	165
923458.0454	40	75		30	469	923458.0807	90	165
923458.0455	40	39	923458.0617	30	175	923458.0808	90	165
	40	75		30	469	923458.0809	90	165
	40	83	923458.0732	30	441	923458.0810	90	165
923458.0456	40	39	923458.0748	20	81	923458.0811	90	165
	40	83	923458.0749	20	81	923458.0813	90	165
923458.0457	40	39	923458.0750	30	149	923458.0814	90	165
	40	83	923458.0751	30	149	923458.0815	40	127
923458.0458	40	39	923458.0752	30	171		40	153
	40	83	923458.0753	30	171		40	165
923458.0459	40	83	923458.0754	30	155		40	189
	40	85	923458.0757	10	89	923458.0816	40	131
923458.0460	40	85		10	91		40	157
923458.0461	40	85	923458.0758	10	89		40	169
923458.0462	40	85		10	91	923458.0817	40	131
923458.0463	40	85	923458.0759	10	89		40	157
923458.0464	40	39		10	91		40	169

Reservdelar - Spare parts
99NR 82

Utgåva Issue 980615			Nummerregister			Numerical register		
Art nr Part No	Grupp Group	Sida Page	Art nr Part No	Grupp Group	Sida Page	Art nr Part No	Grupp Group	Sida Page
923458.0817	40	181	923468.0153	40	129	923468.0164	40	143
	40	193		40	133	923468.0165	40	117
923458.0818	40	117		40	155		40	143
	40	131		40	159	923468.0167	40	117
	40	143		40	167		40	131
	40	157		40	171		40	143
	40	169		40	183		40	157
	40	181		40	191		40	169
	40	193		40	195		40	181
923458.0819	40	181	923468.0154	40	115		40	193
923458.0820	40	125		40	129	923468.0168	40	117
	40	137		40	155		40	131
	40	149		40	167		40	143
	40	163		40	191		40	157
	40	175	923468.0155	40	115		40	169
	40	187		40	129		40	181
	40	199		40	155		40	193
923458.0821	40	125		40	191	923468.0169	40	117
	40	137	923468.0156	40	115		40	131
	40	163		40	129		40	143
	40	175		40	141		40	157
	40	187		40	155		40	169
	40	199		40	167		40	181
923458.0822	40	125		40	179		40	193
	40	137	923468.0157	40	191	923468.0170	40	117
	40	163		40	115		40	131
	40	175		40	129		40	143
	40	199		40	141		40	157
923464.0001	10	49		40	155		40	169
	10	51		40	167		40	181
	10	53		40	179		40	193
923466.0003	10	75		40	191	923468.0171	40	117
923468.0002	40	59	923468.0158	40	129		40	131
923468.0003	40	59		40	141		40	143
923468.0006	40	61		40	155		40	157
923468.0007	40	61		40	167		40	169
923468.0008	40	61		40	179		40	181
923468.0036	30	81		40	191		40	193
	30	203	923468.0159	40	115	923468.0172	40	117
	30	245		40	129		40	131
	30	357		40	141		40	143
923468.0040	30	211		40	155		40	157
923468.0046	30	29		40	167		40	169
	30	91		40	179		40	181
	30	219		40	191		40	193
	30	289	923468.0160	40	115	923468.0173	40	117
923468.0054	30	125		40	129		40	131
	30	327		40	141		40	143
	30	329		40	155		40	157
	30	331		40	167		40	169
	30	333		40	179		40	181
	30	335		40	191		40	193
	30	407	923468.0162	40	115	923468.0174	40	117
923468.0113	40	15		40	201		40	131
	40	103	923468.0163	40	115		40	143
923468.0140	40	39		40	129		40	157
	40	83		40	141		40	169
923468.0141	40	39		40	155		40	181
	40	83		40	167		40	193
923468.0149	30	211		40	177	923468.0176	40	117
923468.0150	30	83		40	179		40	131
923468.0151	20	39		40	191		40	143
	20	41		40	201		40	157
	20	43		60	21		40	169
923468.0153	40	115	923468.0164	40	117		40	193

Reservdelar - Spare parts
99NR 83

Utgåva Issue 980615			Nummerregister			Numerical register		
Art nr Part No	Grupp Group	Sida Page	Art nr Part No	Grupp Group	Sida Page	Art nr Part No	Grupp Group	Sida Page
923468.0177	40	117	923468.0187	40	181	923468.0204	40	121
	40	131		40	193		40	135
	40	143	923468.0188	40	117		40	147
	40	157		40	131	923468.0205	40	121
	40	169		40	143		40	135
	40	181		40	157		40	147
	40	193		40	169		40	161
923468.0179	40	117		40	181		40	173
	40	131	923468.0189	40	117		40	185
	40	143		40	121		40	197
	40	157		40	131	923468.0206	40	121
	40	169		40	135		40	135
	40	181		40	143		40	147
	40	193		40	147	923468.0207	40	121
923468.0180	40	117		40	157		40	135
	40	131		40	161		40	147
	40	143		40	169		40	161
	40	157		40	173		40	173
	40	169		40	181		40	185
	40	181		40	185		40	197
	40	193		40	193	923468.0208	40	121
923468.0181	40	117		40	197		40	135
	40	131	923468.0190	40	117		40	147
	40	143		40	131		40	161
	40	157		40	143		40	173
	40	169		40	157		40	185
	40	181		40	169		40	197
	40	193		40	181	923468.0211	40	121
923468.0182	40	117		40	193		40	135
	40	131	923468.0191	40	117		40	147
	40	143		40	131	923468.0212	40	119
	40	157		40	143	923468.0213	40	119
	40	169		40	157	923468.0214	40	119
	40	193		40	169		40	133
923468.0183	40	117		40	181		40	145
	40	131		40	193		40	159
	40	143	923468.0192	40	121		40	171
	40	157	923468.0193	40	121		40	183
	40	169		40	135		40	195
	40	181		40	147	923468.0215	40	119
923468.0184	40	117		40	161		40	133
	40	131		40	173		40	145
	40	143		40	185		40	159
	40	157		40	197		40	171
	40	169	923468.0194	40	121		40	183
	40	181		40	135		40	195
	40	193		40	147	923468.0216	40	119
923468.0185	40	117		40	161		40	133
	40	131		40	173		40	145
	40	143		40	185		40	159
	40	157		40	197		40	171
	40	169	923468.0198	40	121		40	183
	40	181		40	135		40	195
	40	193		40	147	923468.0217	40	119
923468.0186	40	117		40	161		40	133
	40	131		40	173		40	145
	40	143		40	185		40	159
	40	157		40	197		40	171
	40	169	923468.0203	40	121		40	183
	40	181		40	135		40	195
923468.0187	40	117		40	147	923468.0218	40	119
	40	131		40	161		40	133
	40	143		40	173		40	145
	40	157		40	185		40	159
	40	169		40	197		40	171

Reservdelar - Spare parts
99NR 84

Utgåva Issue 980615			Nummerregister			Numerical register		
Art nr Part No	Grupp Group	Sida Page	Art nr Part No	Grupp Group	Sida Page	Art nr Part No	Grupp Group	Sida Page
923468.0218	40	183	923468.0230	40	115	923468.0241	40	175
	40	195		40	119		40	187
923468.0219	40	119		40	133		40	199
	40	133		40	141	923468.0242	40	123
	40	145		40	145		40	125
	40	183		40	179		40	137
923468.0220	40	119	923468.0231	40	119		40	149
	40	133		40	145		40	163
	40	145		40	183		40	175
	40	183	923468.0232	40	115		40	187
923468.0221	40	119		40	119		40	199
	40	133		40	141	923468.0243	40	123
	40	145		40	145		40	125
	40	159		40	179		40	137
	40	171	923468.0233	40	119		40	149
	40	183		40	133		40	163
	40	195		40	145		40	175
923468.0222	40	119	923468.0234	40	125		40	187
	40	133		40	137		40	199
	40	145		40	149	923468.0244	40	123
	40	159		40	163		40	125
	40	171		40	175		40	137
	40	183		40	187		40	149
	40	195		40	199		40	163
923468.0223	40	119	923468.0236	40	123		40	175
	40	133		40	125		40	187
	40	145		40	137		40	199
	40	159		40	149	923468.0245	40	123
	40	171		40	163	923468.0246	40	123
	40	183		40	175		40	125
	40	195		40	187		40	137
923468.0224	40	119		40	199		40	149
	40	133	923468.0237	40	123		40	163
	40	145		40	125		40	175
	40	159		40	137		40	187
	40	171		40	149		40	199
	40	183	923468.0238	40	123	923468.0247	40	123
	40	195		40	125		40	125
923468.0225	40	119		40	137		40	137
	40	133		40	149		40	149
	40	145		40	163		40	163
923468.0226	40	119		40	175		40	175
	40	133		40	187		40	187
	40	145		40	199		40	199
	40	159	923468.0239	40	123	923468.0248	40	123
	40	171		40	125	923468.0249	40	123
	40	183		40	137		40	125
	40	195		40	149		40	137
923468.0227	40	119		40	163		40	149
	40	133		40	175		40	163
	40	145		40	187		40	175
	40	159		40	199		40	187
	40	171	923468.0240	40	123		40	199
	40	183		40	125	923468.0250	40	123
	40	195		40	137		40	125
923468.0228	40	119		40	149		40	137
	40	133		40	163		40	149
	40	145		40	175		40	163
	40	159		40	187		40	175
	40	171		40	199		40	187
	40	183	923468.0241	40	123		40	199
	40	195		40	125	923468.0251	40	123
923468.0229	40	119		40	137		40	149
	40	133		40	149		40	187
	40	145		40	163	923468.0252	40	123

Reservdelar - Spare parts
99NR 85

Utgåva Issue 980615			Nummerregister			Numerical register		
Art nr Part No	Grupp Group	Sida Page	Art nr Part No	Grupp Group	Sida Page	Art nr Part No	Grupp Group	Sida Page
923468.0305	40	121	923468.0515	70	155	923468.0520	70	135
923468.0306	40	121		70	157		70	141
	40	135		70	159		70	143
	40	147		70	161		70	145
	40	161		70	163		70	147
	40	173		70	165		70	149
	40	185		70	167		70	151
	40	197		70	169		70	153
923468.0307	40	121		70	171	923468.0522	70	127
	40	135		70	173		70	129
	40	147		70	175		70	131
	40	161		70	179		70	133
	40	173		70	181		70	135
	40	185		70	183		70	137
	40	197		70	185		70	139
923468.0308	40	121	923468.0516	70	127		70	141
923468.0393	40	133		70	129		70	143
	40	159		70	131		70	145
	40	171		70	133		70	147
	40	195		70	135		70	149
923468.0433	70	15		70	137		70	151
	70	17		70	139		70	153
	70	19		70	141		70	155
	70	21		70	143		70	157
	70	23		70	145		70	159
	70	25		70	147		70	161
	70	27		70	149		70	163
923468.0452	40	115		70	151		70	165
923468.0453	40	115		70	153		70	167
923468.0454	40	121	923468.0517	70	155		70	169
	40	135		70	157		70	171
	40	147		70	159		70	173
	40	161		70	161		70	175
	40	173		70	163		70	177
	40	185		70	165		70	179
	40	197		70	167		70	181
923468.0455	40	121		70	169		70	183
	40	135		70	171		70	185
	40	147		70	173	923468.0523	70	127
	40	161		70	175		70	129
	40	173		70	179		70	131
	40	185		70	181		70	133
	40	197		70	183		70	135
923468.0457	40	55		70	185		70	137
923468.0460	40	61	923468.0518	70	127		70	139
	40	105		70	129		70	141
923468.0462	40	65		70	131		70	143
	40	109		70	133		70	145
923468.0513	40	117		70	135		70	147
	40	131		70	137		70	149
	40	143		70	139		70	151
923468.0514	70	127		70	141	923468.0524	70	153
	70	129		70	151		70	127
	70	131	923468.0519	70	155		70	129
	70	133		70	157		70	131
	70	135		70	159		70	133
	70	137		70	161		70	135
	70	139		70	163		70	137
	70	141		70	165		70	139
	70	143		70	167		70	141
	70	145		70	169		70	143
	70	147		70	171		70	145
	70	149		70	181		70	147
	70	151	923468.0520	70	127		70	149
	70	153		70	133		70	151

Reservdelar - Spare parts

99NR 86

Utgåva Issue 980615			Nummerregister			Numerical register		
Art nr Part No	Grupp Group	Sida Page	Art nr Part No	Grupp Group	Sida Page	Art nr Part No	Grupp Group	Sida Page
923468.0524	70	153	923468.0529	70	151	923468.0531	70	177
923468.0526	70	127		70	153		70	179
	70	133		70	155		70	181
	70	135		70	157		70	183
	70	141		70	159		70	185
	70	143		70	161	923468.0540	70	119
	70	145		70	163		70	121
	70	147		70	165		70	123
	70	149		70	167		70	125
	70	151		70	169	923468.0541	40	115
	70	153		70	171		40	129
	70	155		70	173		40	141
	70	157		70	175	923468.0542	40	115
	70	161		70	177		40	129
	70	165		70	179		40	141
	70	171		70	181	923468.0543	40	123
	70	173		70	183		40	125
	70	175		70	185		40	137
	70	177	923468.0530	70	127		40	149
	70	179		70	129		40	163
	70	181		70	133		40	175
	70	183		70	135		40	187
	70	185		70	137		40	199
923468.0527	70	127		70	141	923468.0544	40	121
	70	129		70	143		40	147
	70	131		70	145	923468.0545	40	115
	70	133		70	151	923468.0546	40	113
	70	135		70	153		40	115
	70	137		70	155		40	127
	70	139		70	157		40	153
	70	141		70	161		40	165
	70	143		70	163		40	189
	70	145		70	165	923468.0547	40	113
	70	147		70	167		40	115
	70	149		70	171		40	127
	70	151		70	173	923468.0598	40	115
	70	153		70	175	923468.0599	40	115
	70	155		70	177		40	129
	70	157		70	181		40	167
	70	159		70	183	923468.0617	40	49
	70	161	923468.0531	70	127	923468.0640	40	57
	70	163		70	129		40	101
	70	165		70	131	923468.0650	40	45
	70	167		70	133		40	89
	70	169		70	135	923468.0656	40	57
	70	171		70	137		40	101
	70	173		70	139	923468.0657	40	55
	70	175		70	141		40	57
	70	177		70	143	923468.0658	40	55
	70	179		70	145		40	57
	70	181		70	147	923468.0660	40	57
	70	183		70	149	923468.0662	40	59
	70	185		70	151	923468.0663	40	59
923468.0529	70	127		70	153	923468.0664	40	59
	70	129		70	155	923468.0665	40	59
	70	131		70	157	923468.0666	40	59
	70	133		70	159	923468.0667	40	59
	70	135		70	161	923468.0668	40	59
	70	137		70	163	923468.0675	40	61
	70	139		70	165	923468.0703	70	117
	70	141		70	167	923468.0938	70	119
	70	143		70	169		70	121
	70	145		70	171		70	123
	70	147		70	173		70	125
	70	149		70	175	923468.0939	70	119

Reservdelar - Spare parts
99NR 87

Utgåva Issue 980615			Nummerregister			Numerical register		
Art nr Part No	Grupp Group	Sida Page	Art nr Part No	Grupp Group	Sida Page	Art nr Part No	Grupp Group	Sida Page
923468.0939	70	121	923537.0003	20	7	923572.0022	70	295
	70	123	923542.0001	70	101		70	299
	70	125		70	113		90	141
923470.0002	90	63		70	253	923572.0024	70	297
923479.0002	90	63		70	255	923573.0001	30	189
923479.0003	90	63		70	257	923573.0003	30	57
923479.0004	90	63		70	259		30	59
923479.0005	90	63		70	261		30	121
923479.0006	90	63		70	263		30	123
923479.0007	90	63		90	41		30	249
923479.0008	90	63		90	45		30	251
923479.0009	90	63		90	47		30	253
923479.0010	90	63		90	51	923579.0003	70	55
923479.0011	90	63	923542.0002	70	253		70	133
923479.0012	90	63		70	257	923579.0004	70	63
923479.0013	90	63		70	263		70	143
923497.0001	70	95	923542.0003	70	249	923579.0005	70	85
	70	97		70	251		70	173
	70	99	923542.0004	70	215	923579.0006	70	73
	70	101		70	227		70	171
	70	103		70	229	923579.0007	70	85
	70	105		70	299		70	181
	70	107		90	69	923579.0008	70	63
	70	109	923542.0005	70	11		70	151
	70	111		70	13	923579.0009	70	73
	70	113		90	113		70	161
	70	115		90	117	923579.0010	70	55
923497.0003	70	255		90	121		70	141
	70	259		90	133	923579.0014	70	57
	70	261	923546.0001	20	37		70	135
	70	263		30	9	923579.0015	70	69
923498.0002	80	43		30	23		70	81
923502.0002	30	59		30	71		70	155
	30	123		30	85	923579.0016	70	57
	30	125		30	193		70	127
	30	327		30	213	923579.0017	70	75
	30	329		30	267		70	165
	30	331		30	283	923579.0018	70	75
	30	333		30	353		70	157
	30	335		30	369	923579.0023	70	71
	30	337	923550.0003	10	15		70	83
	30	407		10	19	923579.0024	70	77
923502.0004	30	255		10	23		70	163
923505.0004	30	427		10	39	923579.0025	70	77
	30	429		10	85		70	167
923507.0006	10	9		90	67	923579.0026	70	59
923514.0002	20	45	923562.0001	40	113		70	129
923515.0002	20	41		40	115	923579.0027	70	59
	20	47	923562.0008	40	113		70	137
923521.0002	30	443		40	115	923579.0028	70	87
923521.0003	30	443	923562.0011	40	127		70	175
923521.0004	30	443		40	129	923579.0029	70	87
923521.0005	30	443	923562.0012	40	127		70	183
923521.0006	30	441		40	129	923579.0030	70	65
923521.0007	30	443	923562.0013	40	139		70	145
923521.0008	30	443		40	141	923579.0031	70	65
923521.0009	30	443	923562.0028	40	165		70	153
923521.0010	30	443		40	167	923579.0032	70	177
923522.0001	20	23	923562.0029	40	189	923579.0046	70	77
	20	25		40	191		70	79
	20	27	923562.0030	40	153		70	159
	20	39		40	155		70	287
	20	41	923562.0031	40	177	923579.0047	70	79
	20	43		40	179		70	169
	20	45	923572.0012	70	43		70	289

Reservdelar - Spare parts
99NR 88

Utgåva Issue 980615			Nummerregister			Numerical register		
Art nr Part No	Grupp Group	Sida Page	Art nr Part No	Grupp Group	Sida Page	Art nr Part No	Grupp Group	Sida Page
923579.0048	70	61	923636.0008	70	183	923636.0061	40	159
	70	131		70	185		40	171
	70	275	923636.0009	30	289		40	183
923579.0049	70	61		30	291		40	195
	70	139		30	375	923636.0065	40	129
	70	277	923636.0043	30	323		40	141
923579.0050	70	89		30	401		40	155
	70	179	923636.0044	30	323		40	167
	70	291		30	401		40	179
923579.0051	70	89	923636.0045	30	323		40	191
	70	185		30	401		40	201
	70	293	923636.0047	30	323	923636.0069	40	91
923579.0052	70	67		30	401	923636.0070	40	43
	70	147	923636.0048	30	323		40	87
	70	279		30	401	923636.0072	40	43
923579.0053	70	67	923636.0049	30	323		40	87
	70	149		30	401	923636.0075	40	45
	70	281	923636.0052	40	129		40	89
923590.0001	20	15	923636.0053	40	129	923636.0076	40	45
923602.0005	90	99	923636.0054	40	129		40	89
	90	105		40	141	923636.0078	40	99
923602.0008	90	101		40	155		40	101
	90	103		40	167	923636.0079	40	59
	90	107		40	179	923636.0080	40	49
923611.0001	20	33		40	191		40	59
	20	35	923636.0055	40	129		40	93
923611.0002	20	33		40	141		40	103
	20	35		40	155	923636.0088	40	61
923611.0003	20	33		40	167	923636.0113	40	65
	20	35		40	179		40	109
923627.0001	20	33		40	191	923636.0115	40	21
	20	35		40	201		40	65
923627.0002	20	33	923636.0056	40	129		40	109
	20	35		40	141	923636.0116	40	21
923627.0003	20	33		40	155		40	65
	20	35		40	167		40	109
923632.0001	90	35		40	179	923636.0118	40	125
	90	37		40	191		40	137
923636.0008	70	127		40	201		40	149
	70	129	923636.0057	40	135		40	163
	70	131		40	147		40	175
	70	133		40	161		40	187
	70	135		40	173		40	199
	70	137		40	185	923636.0119	40	125
	70	139		40	197		40	137
	70	141	923636.0058	40	135		40	149
	70	143		40	147		40	163
	70	145		40	161		40	175
	70	147		40	173		40	187
	70	149		40	185		40	199
	70	151		40	197	923636.0120	40	125
	70	153	923636.0059	40	135		40	137
	70	155		40	147		40	149
	70	157		40	161		40	163
	70	159		40	173		40	175
	70	161		40	185		40	187
	70	163		40	197		40	199
	70	165	923636.0060	40	135	923636.0122	40	141
	70	167		40	147	923636.0123	40	141
	70	169		40	161		40	179
	70	171		40	173	923636.0189	70	127
	70	173		40	185		70	129
	70	175		40	197		70	131
	70	179	923636.0061	40	133		70	133
	70	181		40	145		70	135

Reservdelar - Spare parts
99NR 89

Utgåva Issue 980615			Nummerregister			Numerical register		
Art nr Part No	Grupp Group	Sida Page	Art nr Part No	Grupp Group	Sida Page	Art nr Part No	Grupp Group	Sida Page
923636.0189	70	137	923636.0191	70	147	923636.0257	40	65
	70	139		70	149		40	109
	70	141		70	151		40	65
	70	143		70	153		40	109
	70	145		70	155		40	67
	70	147		70	157		40	87
	70	149		70	159		40	87
	70	151		70	161		40	47
	70	153		70	163		40	55
	70	155		70	165		40	57
	70	157		70	167		70	117
	70	159		70	169		40	133
	70	161		70	171		40	145
	70	163		70	173		40	159
	70	165		70	175		40	171
	70	167		70	177		40	183
	70	169		70	179		40	195
	70	171		70	181		40	163
	70	173		70	183		70	167
	70	175		70	185		40	69
923636.0190	70	177	923636.0195	40	125	923636.0370	40	61
	70	179		40	137		20	61
	70	181		40	149		20	61
	70	183		40	163		70	297
	70	185		40	175		40	155
	70	127		40	187		40	167
	70	129		40	199		40	179
	70	131		40	149		40	191
	70	133		40	125		40	159
	70	135		40	137		40	171
	70	137		40	149		40	183
	70	139		40	163		40	195
	70	141		40	175		40	159
	70	143		40	187		40	171
	70	145		40	199		40	183
	70	147		40	129		40	195
	70	149		30	341		70	117
	70	151		30	403		70	129
	70	153		30	129		70	131
923636.0191	70	155		30	341		70	137
	70	157		30	403		70	139
	70	159		30	43		70	155
	70	161		40	87		70	157
	70	163		40	45		70	161
	70	165		40	45		70	165
	70	167		40	45		70	166
	70	169		40	49		70	173
	70	171		40	49		70	175
	70	173		40	49		70	177
	70	175		40	51		70	179
	70	177		40	95		70	181
	70	179		40	55		70	183
	70	181		40	57		70	185
	70	183		40	61		40	25
	70	185		40	99		40	73
	70	127		40	101		70	159
	70	129		40	105		70	169
	70	131		40	61		70	159
	70	133		40	61		70	169
	70	135		40	61		70	127
	70	137		40	61		70	129
	70	139		40	63		70	131
	70	141		40	107		70	133
	70	143		40	63		70	135
	70	145		40	107		70	137
	70	145		40	107		70	139

Reservdelar - Spare parts
99NR 90

Utgåva Issue 980615			Nummerregister			Numerical register		
Art nr Part No	Grupp Group	Sida Page	Art nr Part No	Grupp Group	Sida Page	Art nr Part No	Grupp Group	Sida Page
923636.0767	70	141	923636.0913	30	277	923692.0001	10	95
	70	143		30	363	923692.0005	10	107
	70	145	923636.0914	30	363		10	109
	70	147	923636.0915	30	367	923693.0001	10	93
	70	149	923636.0916	30	367	923705.0042	20	65
	70	151	923636.0918	30	323	923705.0043	20	65
	70	153		30	401		20	69
	70	155	923636.0920	30	323	923705.0044	20	65
	70	157		30	401		20	69
	70	159	923636.0921	30	405	923705.0045	20	65
	70	161	923636.0922	30	405		20	69
	70	163	923636.0923	30	389	923705.0069	30	289
	70	165	923636.0924	30	389		30	291
	70	167	923636.0929	40	181		30	375
	70	169	923636.0993	40	91	923705.0071	30	273
	70	171	923636.0994	40	93	923705.0155	30	219
	70	173	923636.0995	40	91	923705.0166	30	213
	70	175	923636.0996	40	95		30	225
	70	177	923636.0997	30	357		30	245
	70	179	923636.0998	30	359		30	283
	70	181	923657.0001	40	113		30	299
	70	183		40	127		30	323
	70	185		40	153		30	369
923636.0768	70	131		40	165		30	383
	70	139		40	189		30	401
	70	147	923657.0009	40	139	923705.0167	30	231
	70	149		40	177		30	389
	70	159	923663.0001	20	21	923705.0168	30	213
	70	169	923669.0001	30	17		30	283
	70	179		30	273		30	369
	70	185	923673.0001	90	155	923705.0185	30	219
923636.0810	40	89		90	157	923705.0186	30	219
923636.0879	70	117		90	159	923705.0235	20	43
923636.0887	30	291		90	161	923705.0237	20	65
	30	375	923673.0002	90	159		20	69
923636.0888	30	291	923673.0003	90	159		20	77
	30	375	923673.0004	90	53	923705.0241	20	51
923636.0889	30	289		90	59	923705.0244	20	51
	30	291		90	61	923705.0245	20	51
	30	375		90	155	923705.0246	20	51
923636.0890	30	285		90	157	923705.0247	20	51
	30	371		90	161	923705.0248	20	51
923636.0891	30	371	923673.0005	90	53	923705.0249	20	51
923636.0893	30	31		90	59	923705.0251	20	51
	30	93		90	61	923705.0255	20	53
	30	295		90	155	923705.0256	20	53
	30	379		90	157	923705.0260	20	53
923636.0897	30	357		90	159	923705.0261	20	53
923636.0898	30	357		90	161		30	245
923636.0899	30	357	923673.0006	90	53	923705.0271	30	287
923636.0900	30	357		90	59		30	373
923636.0901	30	365		90	61	923705.0272	30	283
923636.0902	30	365	923690.0001	10	27		30	369
923636.0903	30	365		10	31	923705.0273	30	283
923636.0904	30	365		10	35		30	369
923636.0905	30	363		10	41	923705.0274	30	29
	30	367		10	93		30	91
923636.0906	30	363	923690.0006	10	27		30	219
923636.0907	30	363		10	31		30	289
923636.0908	30	363		10	35	923705.0275	30	219
923636.0909	30	363		10	41	923705.0276	30	289
923636.0910	30	363		10	101		30	291
923636.0911	30	363	923691.0001	10	93		30	375
923636.0912	30	277	923691.0002	10	99	923705.0277	30	203
	30	363		10	105		30	219

Reservdelar - Spare parts
99NR 91

Utgåva Issue 980615			Nummerregister			Numerical register		
Art nr Part No	Grupp Group	Sida Page	Art nr Part No	Grupp Group	Sida Page	Art nr Part No	Grupp Group	Sida Page
923705.0277	30	237	923705.0322	30	31	923705.0374	30	229
	30	289		30	93	923705.0375	30	229
	30	291		30	221	923705.0376	30	219
	30	321		30	295		30	291
	30	375		30	379		30	375
923705.0278	30	219	923705.0326	30	203	923705.0377	30	219
	30	293	923705.0327	30	203		30	291
	30	377	923705.0328	30	203		30	375
923705.0279	30	285	923705.0329	30	207	923705.0383	20	55
	30	371	923705.0330	30	207		20	57
923705.0280	30	25		30	359	923705.0384	30	217
	30	87	923705.0331	30	207	923705.0385	30	217
	30	215	923705.0332	30	207	923705.0391	30	365
	30	285		30	359	923705.0423	20	55
	30	371	923705.0333	30	207	923705.0443	30	277
923705.0281	30	225		30	359	923705.0450	20	67
	30	299	923705.0334	30	207	923705.0451	20	67
	30	357		30	359	923705.0452	20	67
	30	383	923705.0335	30	207	923705.0453	20	67
923705.0282	30	295		30	359	923705.0454	20	67
	30	379	923705.0336	30	207	923705.0455	20	69
923705.0283	30	221		30	359	923705.0456	20	69
	30	295	923705.0337	30	207	923705.0460	10	103
	30	379		30	359	923705.0462	10	103
923705.0285	30	223	923705.0339	30	209	923705.0463	10	103
	30	297		30	211	923705.0464	10	103
	30	381	923705.0340	30	209	923705.0465	10	103
923705.0286	30	219	923705.0341	30	211	923705.0466	10	105
	30	223	923705.0342	30	211	923705.0467	10	105
	30	297	923705.0343	30	213	923705.0468	10	105
	30	381	923705.0344	30	213	923705.0469	10	105
923705.0287	30	223	923705.0345	30	213	923705.0470	10	105
	30	297	923705.0347	30	215	923705.0471	10	105
	30	381	923705.0348	30	215	923705.0472	10	105
923705.0288	30	245	923705.0349	30	215	923705.0473	10	105
923705.0289	30	225	923705.0350	30	215	923705.0474	10	105
	30	231	923705.0351	30	215	923705.0477	20	57
	30	273	923705.0352	30	217	923705.0478	20	57
	30	301	923705.0353	30	219	923705.0479	20	57
	30	385	923705.0354	30	219	923705.0480	20	57
923705.0290	30	225	923705.0355	30	245	923705.0481	20	57
	30	301	923705.0356	30	245	923705.0482	20	57
	30	385	923705.0357	30	245	923705.0483	20	57
923705.0291	30	273	923705.0358	30	245	923705.0484	20	57
923705.0292	30	273	923705.0359	30	247	923705.0485	20	57
923705.0293	30	357		30	299	923705.0486	20	57
923705.0294	30	273		30	383	923705.0487	20	57
923705.0295	30	39	923705.0360	30	247	923705.0488	20	57
	30	103	923705.0361	30	247	923705.0489	20	57
	30	231	923705.0363	30	231	923705.0490	20	57
	30	305	923705.0364	30	231	923705.0491	20	57
	30	389	923705.0365	30	237	923705.0492	20	57
923705.0296	30	233		30	321	923705.0500	30	359
	30	309	923705.0366	30	197	923705.0502	30	41
	30	393		30	237		30	105
923705.0297	30	237		30	271		30	305
	30	321		30	321	923705.0529	30	365
923705.0298	30	45		30	355	923705.0530	30	365
	30	109	923705.0367	30	225	923705.0531	30	365
	30	237	923705.0368	30	225	923705.0535	30	365
	30	321	923705.0369	30	225	923705.0536	30	365
923705.0299	30	323	923705.0370	30	225	923705.0537	30	365
	30	401	923705.0371	30	221	923705.0538	30	365
923705.0300	30	323	923705.0372	30	221	923705.0539	30	247
	30	401	923705.0373	30	221	923705.0540	30	365

Reservdelar - Spare parts
99NR 92

Utgåva Issue 980615			Nummerregister			Numerical register		
Art nr Part No	Grupp Group	Sida Page	Art nr Part No	Grupp Group	Sida Page	Art nr Part No	Grupp Group	Sida Page
923705.0541	30	365	923736.0629	20	79	923764.0217	70	31
923705.0542	30	365	923736.0630	30	447		70	33
923705.0552	30	31	923736.0631	30	447		70	35
	30	93	923736.0632	20	79		70	37
	30	295	923736.0633	30	447		90	109
	30	379	923736.0634	30	447		90	111
923705.0567	30	357	923736.0635	30	447		90	115
	30	363	923736.0636	30	453		90	119
923705.0911	90	29	923736.0637	20	79		90	123
923705.0928	30	277	923736.0638	20	79		90	127
923705.0929	30	277	923736.0639	20	79		90	131
923705.0930	30	277	923736.0658	20	79		90	135
923705.0931	30	277	923736.0660	90	139	923764.0288	40	121
923705.0932	30	277	923736.0661	90	139		40	135
923705.0933	30	277	923736.0662	90	139		40	147
923705.0961	20	49	923736.0663	90	139		40	161
923705.0962	20	49	923736.0664	30	337		40	173
923713.0003	70	283	923736.0665	30	337		40	185
923713.0004	70	285	923736.0668	40	87		40	197
923726.0096	90	161	923736.0686	40	159	923764.0293	30	25
923726.0113	30	171		40	171		30	87
	30	419		40	195	923764.0294	30	215
923726.0123	30	419	923736.0687	40	155		30	285
923727.0137	10	103	923736.0688	40	167	923764.0334	30	431
923727.0505	40	193	923736.0689	40	179	923782.0001	70	45
923727.0556	40	161	923736.0690	40	181	923782.0002	70	45
	40	173	923736.0691	40	191	923785.0001	30	417
	40	185		40	193	923829.0450	70	45
	40	197	923736.0692	40	193	923843.0076	90	33
923727.0558	40	161	923736.0693	40	193		90	33
	40	173	923736.0694	40	191			
	40	185	923736.0695	40	193			
	40	197	923736.0696	40	193			
923727.0562	40	161	923736.0697	40	193			
	40	173	923736.0698	40	193			
	40	185	923736.0699	40	193			
	40	197	923736.0700	40	193			
923727.0583	40	159	923736.0701	40	193			
	40	171	923736.0707	40	193			
	40	195	923736.0708	40	169			
923727.0589	40	159	923736.0709	40	157			
	40	171	923736.0710	40	181			
	40	183	923736.0725	30	215			
	40	195	923736.0726	30	215			
923727.0590	40	159	923736.0727	30	311			
	40	171		30	395			
	40	183	923736.0729	40	89			
	40	195	923736.0731	40	103			
923736.0270	30	163	923736.0732	40	103			
	30	457	923736.0733	40	107			
923736.0604	20	79	923736.0734	40	107			
923736.0605	20	79	923736.0736	70	117			
923736.0606	20	79	923736.0742	10	103			
923736.0607	20	79	923764.0002	40	93			
923736.0608	20	79	923764.0069	90	107			
923736.0610	30	453	923764.0073	70	283			
923736.0611	30	453		70	285			
923736.0613	30	451	923764.0163	70	267			
923736.0622	30	447	923764.0164	70	267			
923736.0623	30	447	923764.0204	90	107			
923736.0624	30	447	923764.0205	90	107			
923736.0625	30	447	923764.0206	90	107			
923736.0626	30	447	923764.0213	30	215			
923736.0627	30	447		30	285			
923736.0628	30	447	923764.0217	70	29			